WE MAKE
INNOVATION

newstark®
INNOVATIVE METAL SOLUTIONS

newstark
INNOVATIVE METAL SOLUTIONS

Unità molto precisa, compatta e potente.
Accurate, compact and powerful unit.
Einheit sehr präzise, kompakt und leistungsstark.

Unità molto precisa.
Accurate unit.
Einheit sehr präzise.

Velocità regolabile.
Adjustable speed.
Regulierbare Geschwindigkeit.

Innovativo sistema antirotativo.
Anti-rotation system.
Anti-Rotation System.

Prodotto in 3/4 giorni per i modelli 1500-3000.
Product in 3/4 days for the models 1500-3000.
Produkt in 3/4 Tage für die Modelle 1500-3000.

Prodotto in 3 settimane.
Product in 3 weeks.
Produkt in 3 Wochen.

Prodotto speciale in 40 giorni.
Special Product in 40 days.
Spezielle Produkt in 40 Tagen zur Verfügung.

Prodotto a magazzino.
Product on stock.
Produkt auf Lager.

Prodotto a magazzino per i modelli 400-900.
Product on stock for the models 400-900.
Produkt auf Lager für die Modelle 400-900.

Inclinabile su 2 assi.
2 axis slope.
Neigung von 2-Achsen.

Bilanciamento dello stampo.
Balance of the die.
Gleichgewicht der Werkzeuge.

Prezzo competitivo.
Competitive price.
Wettbewerbsfähigen Preis.

Utilizzo aria compressa 2-5 BAR .
Use compressed air.
Verwendung von Druckluft 2-5 BAR.

Riduzione dei danni durante le manutenzioni.
Damage reduction of during maintenance.
Reduzierung von Schäden bei der Wartung.

Uso diretto sotto la pressa.
Direct use under the press.
Direkte Verwendung in der Presse.

Facilità di smontaggio e manutenzione.
Easiness of disassembly and maintenance.
Einfachheit der Demontage und Wartung.

Facilità di applicazione e regolazione dei scivoli sulla slitta.
Easiness of application and regulation of metal plates on the slide.
Je nach Anforderungen können Transportbleche unterschiedlicher Abmessungen angebracht werden.

Facilità nella manutenzione.
Easy maintenance.
Einfache Wartung.

Dispositivo con alimentazione in bassa tensione, 24V / 2A.
Device with low voltage power supply, 24V / 2A.
Niederspannungsgerät, 24V / 2A.

Presenza di punti di fissaggio.
Presence of fixing points.
Befestigungspunkte.

Grande potenza di estrazione.
Great power of extraction.
Sehr hohe Abstreifkräfte.

Corsa lunga.
Long stroke.
Leistungsstarker Hub.

Materiali di alta qualità.
High quality materials.
Hochwertige Materialien.

Operatività garantita in orizzontale.
Horizontal travel guaranteed.
Arbeitsweise in der horizontalen Position garantiert.

Intercambiabilità.
Interchangeability.
Austauschbarkeit.

Lunga durata.
Long duration.
Lange Lebensdauer.

Basso consumo.
Low power consumption.
Geringer Verbrauch.

Lubrificare con olio adeguato.
Lubricate with appropriate oil.
Mit geeignetem Öl schmieren.

Prodotto disegnato e realizzato in Italia da Newstark.
Product designed and manufactured in Italy by Newstark.
Produkt konstruiert und hergestellt in Italien von Newstark.

Velocità massima: 40 colpi al minuto.
Maximum speed: 40 strokes per minute.
Höchstgeschwindigkeit: 40 Hübe pro Minute.

Velocità massima: 50 colpi al minuto.
Maximum speed: 50 strokes per minute.
Höchstgeschwindigkeit: 50 Hübe pro Minute.

Inclinazione minima.
Minimum inclination.
Minimale Neigung.

Rumorosità minima.
Minimum noise.
Geräuscharm.

NEWSTARK, PER SPINGERSI OLTRE

Il nome Newstark è nato per essere leader nell'innovazione di componenti ad alte prestazioni per stampi. Partner ideale per garantirvi soluzioni tecnologicamente avanzate, con un know-how tecnico specifico, in sintonia con le vostre esigenze di performance e qualità. Newstark, brand di Essemec S.r.l. Unipersonale, azienda con ventennale esperienza nel settore metalmeccanico, rappresenta così la fusione tra tradizione-meccanica ed innovazione tecnologica.

NEWSTARK, TO GO FURTHER

The name of Newstark was born to be leader in innovation of high performance components for dies. Ideal partner to ensure technologically advanced solutions, with specific technical know-how according with your needs for performance and quality. Newstark, a brand of Essemec S.r.l. Unipersonale, company with twenty years experience in metal mechanic, thus represents the fusion of tradition-mechanical and technological innovation.

NEWSTARK, UM GRENZEN ZU ÜBERSCHREITEN

Der Name Newstark steht für Hochleistungskomponenten in Werkzeugen und ist damit der ideale Partner für fortschrittliche Lösungen mit besonderem technischen Know-How, der Ihren Ansprüchen an Leistung und Qualität gerecht wird. Newstark ist ein registrierter Markenname von Essemec S.r.l. Unipersonale, einem Unternehmen mit zwanzig Jahren Erfahrung im Maschinenbau, und vereint Maschinenbautradition mit Innovation.

INDICE

INDEX / INDEX

NEWSTARK
INNOVATIONS

01. CAMS 4

02. MAE 8
03. MASE 18
04. SMEG 28
05. M/ML 38
06. MA 46
07. MAS 54
08. MASC 66
09. MASC COMPACT 80
10. ROLLER 94

11. PUNCH HOLDERS AND INSERTS 122

12. RETRACTABLE RETAINERS 125
13. SQUARED PUNCH HOLDERS 130
14. TRIANGULAR PUNCH HOLDERS 136
15. ADJUSTABLE PUNCH HOLDERS 142
16. FIXTURE DEVICES 152
17. BOTTLE NECK INSERTS 154

18. STARK STRIPPERS 156

19. NITROGEN PUNCHING UNITS 162

20. ROLL 168

21. PRESTAM PRESTAUTO SPECIAL UNITS 174

22. PILOT UNITS 178

23. LIFTERS 184

24. SPRUNG PRESSERS 192

25. SUPPORTS FOR DIES 198

26. PNEUMATIC EJECTORS 206

27. ELECTRICAL EJECTORS 210

28. BRACKETS 214

29. DEMAGNETIZER 220

30. FLAT CONVEYOR BELTS 224

© NEWSTARK

NEWSTARK SI RISERVA DI MODIFICARE IL PRESENTE CATALOGO SENZA PREAVVISI. LE FOTO E I DISEGNI PRESENTI NEL CATALOGO SONO PROPRIETÀ DELLA NEWSTARK. È VIETATA LA RIPRODUZIONE ANCHE PARZIALE DI QUESTO CATALOGO.

NEWSTARK RESERVES THE RIGHT TO MAKE CHANGES TO THE CATALOGUE WITHOUT ANY PRIOR NOTICE. THE PHOTOS AND DRAWINGS IN THIS CATALOG ARE PROPERTY OF NEWSTARK. THE REPRODUCTION OF THIS CATALOG IS PROHIBITED.

NEWSTARK BEHÄLT SICH OHNE VORANKÜNDIGUNG ÄNDERUNGEN AM VORLIEGENDEN KATALOG VOR. DIE FOTOS UND ZEICHNUNGEN IN DIESEM KATALOG SIND DAS EIGENTUM DER NEWSTARK. DIE VERVIELFÄLTIGUNG DIESES KATALOGS IST VERBOTEN.

CAMS

TRANCIATURA MECCANICA / FORATURA / PIEGATURA
MECHANIC SHEARING / DRILLING / BENDING
MECHANISCHE STANZEINHEIT-SCHIEBER / PRÄGEN / BIEGEN

INDICE

INDEX / INDEX

02. CAM MAE	8
03. CAM MASE	18
04. CAM SMEG	28
05. CAM M/ML	38
06. CAM MA	46
07. CAM MAS	54
08. CAM MASC	66
09. CAM MASC COMPACT	80
10. CAM ROLLER	94

CAMS

	MAE	MASE	SMEG	M/ML	MA	MAS	MASC	MASC COMPACT	ROLLER
PORTA PUNZONE / PUNCH HOLDER / STEMPELHALTER / PORTAPUNZÓN									
PUNZONE / PUNCH / STEMPEL	●	●	●	●					
PREMILAMIERA / STRIPPER / BLECHHALTER				●					
GOMMA - PU / GUMMY - PU / PU-FEDER									
MOLLA A GAS / GAS SPRING / GASDRUCKFEDER	●	●	●						
PIASTRA PORTA PUNZONE / PUNCH HOLDER PLATE / STEMPELHATTEPLATTE					●	●	●	●	●
TRASMISSIONE D'ENERGIA / POWER TRANSMISSION / KRAFTÜBERTRAGUNG / TRANSMISIÓN DE ENERGÍA									
LEVA / LEVER / NOCKEN				●					
LEVA-ROLL / LEVER-ROLL / ROLLNOCKEN	●				●				
BATTENTE / PESTLE / KEIL		●	●			●	●	●	
BATTENTE-ROLL / PESTLE-ROLL / ROLLKEIL									●
RITORNO / RETREAT / RÜCKZUG / RETROCESO									
MOLLA DI ACCIAIO / METAL SPRING / DRAHTFEDER			●	●					
MOLLA A GAS / GAS SPRING / GASDRUCKFEDER	●	●			●	●	●	●	●
FORZA DI LAVORO / THE WORKING FORCE / ÜBERTRAGBARE KRAFT / FUERZA DE TRABAJO									
FINO A / TO / BIS 5000 DAN	●	●	●	●	●	●	●	●	●
FINO A / TO / BIS 10000 DAN	●	●	●		●	●	●	●	●
FINO A / TO / BIS 19000 DAN	●	●	●			●	●	●	●
FINO A / TO / BIS 25000 DAN	●	●	●				●	●	●
FINO A / TO / BIS 30000 DAN	●	●	●				●	●	
FINO A / TO / BIS 40000 DAN							●	●	

SICUREZZA

SAFETY / SICHERHEIT

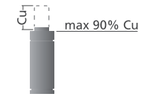

SICUREZZA / SAFETY / SICHERHEIT

EVITARE QUALSIASI MODIFICA MECCANICA. / AVOID ANY MECHANICAL MODIFICATION. / VERMEIDEN SIE MECHANISCHE ÄNDERUNGEN.

UTILIZZARE DISPOSITIVI DI SICUREZZA INDIVIDUALI QUALI: OCCHIALI E GUANTI. / USE PERSONAL SAFETY EQUIPMENT SUCH AS: GOGGLES AND GLOVES.
BENUTZEN SIE PERSÖNLICHE. / SCHUTZAUSRÜSTUNG, WIE: SCHUTZBRILLE UND HANDSCHUHE.

NON DISATTIVARE I DISPOSITIVI ELETTRONICI DI SICUREZZA (SE PRESENTI). / DO NOT SWITCH OFF THE ELECTRONIC SAFETY DEVICES (IF ANY).
SCHALTEN SIE NICHT DIE ELEKTRONISCHE SICHERHEITSEINRICHTUNGEN(FALLSVORHANDEN).

UTILIZZARE SOLO RICAMBI ORIGINALI. / USE ONLY ORIGINAL SPARE PARTS. / VERWENDEN SIE NUR ORIGINAL-ERSATZTEILE.

ATTENZIONE: NELLA NOSTRA ATTREZZATURA È PRESENTE UN CILINDRO A GAS IN PRESSIONE! SI PREGA DI CONSULTARE IL NOSTRO MANUALE DI USO E MANUTENZIONE!
ATTENTION: IN OUR EQUIPMENT IS PRESENT A GAS CYLINDER UNDER PRESSURE! PLEASE REFER TO OUR INSTRUCTION MANUAL.
ACHTUNG: IN UNSEREN ANLAGEN GIBT ES GASDRUCKFEDER, DER UNTER HOHEM DRUCK STEHT! BITTE KONSULTIEREN SIE UNSERE WARTUNGSANWEISUNG!

TUTTI I CILINDRI HANNO UNA CORSA DICHIARATA DAL COSTRUTTORE. QUINDI IL VALORE NOMINALE CU È COMPLETAMENTE UTILIZZABILE. SI RACCOMANDA QUINDI DI NON ECCEDERE DALLA CORSA MASSIMA DICHIARATA NEL CATALOGO PER PREVENIRE EVENTUALI EXTRACORSE, CAUSATE DA MODIFICHE O ERRORI SUGLI STAMPI, CON DANNI IRREPARABILI ALLE CAM E GRAVI RISCHI PER LA SICUREZZA.
ALL NITROGEN CYLINDERS HAVE A STROKE STATED BY THE MANUFACTURER. THEREFORE THE NOMINAL VALUE (CU) IS FULLY APPLICABLE. HOWEVER, IT IS RECOMMENDED NOT TO EXCEED THE MAXIMUM STATED ON THE RACE CATALOG IN ORDER TO AVOID THE RISK OF ANY EXTRA STROKE CAUSED BY CHANGES OR ERRORS IN TOOLS. THIS WOULD RESULT IN IRREPARABLE DAMAGES TO THE CAMS AND SERIOUS DANGER TO PERSONNEL.
ALLE ZYLINDER SIND MIT EINER HUB VOM HERSTELLER ANGEGEBENEN. DAHER KANN DER NENNWERT CU KOMPLETT VERWENDET WERDEN. WIR EMPFEHLEN, AUF DIE MAXIMAL AUF DAS RENNEN ANGEGEBEN NICHT ZU ÜBERSCHREITEN, UM EINEN EVENTUELLEN ÜBERLAUF ZU VERMEIDEN, DER DURCH ÄNDERUNGEN ODER FEHLER AN DEN PRESSFORMER VERURSACHT WERDEN UND IRREPARABLE SCHÄDEN AN DEN STANZEINHEITEN SOWIE SCHWERWIEGENDE SICHERHEITSRISIKOS HERVORRUFEN KÖNNTE.

DURANTE IL CARICAMENTO NON ECCEDERE LA PRESSIONE MASSIMA RACCOMANDATA PER OGNI MODELLO. / WHEN CHARGING DO NOT EXCEED THE MAXIMUM RECOMMENDED PRESSURE FOR EACH MODEL. / ÜBERSCHREITEN SIE WÄHREND DER LADUNG DEN FÜR JEDES MODELL ANGEGEBENEN DRUCKWERT NICHT.

DURANTE LO SCARICAMENTO CON L'USO DEL DISPOSITIVO DDS, ORIENTARE IL FLUSSO DEL GAS IN DIREZIONE OPPOSTA ALL'OPERATORE.
WHEN DISCHARGING USING A DDS DEVICE, POINT THE GAS FLOW AWAY FROM OPERATOR.
RICHTEN SIE DEN GASFLUSS WÄHREND DER ENTLADUNG MIT HILFE DER DDS-VORRICHTUNG IN DIE DEM BEDIENER ENTGEGENGESETZTE RICHTUNG.

EVITARE QUALSIASI LAVORAZIONE MECCANICA O IMPATTO SU CORPO E STELO. / AVOID ANY MECHANICAL TOOLING OR IMPACT ON THE BODY AND THE ROD.
VERMEIDEN SIE MECHANISCHE BEARBEITUNGEN JEDER ART ODER SONSTIGE EINWIRKUNGEN AUF KÖRPER UND KOLBENSTANGE.

DURANTE IL CARICAMENTO ASSICURARSI CHE LO STELO SIA ESTRATTO AL 100%. PER CILINDRI PRIVI DI FORO FILETTATO SULLO STELO, CARICARE INIZIALMENTE CON 5 BAR (75 PSI) PER ESTRARRE COMPLETAMENTE LO STELO, QUINDI PROCEDERE FINO ALLA PRESSIONE DESIDERATA.
ENSURE THAT THE ROD IS 100% EXTRACTED WHEN CHARGING. FOR CYLINDERS WITHOUT A THREADED HOLE ON THE ROD, INITIALLY CHARGE TO 5 BAR (75 PSI) TO EXTRACT THE ROD COMPLETELY THEN CHARGE TO THE REQUIRED.
STELLEN SIE WÄHREND DER LADUNG SICHER, DASS DER SCHAFT GANZ AUSGEFAHREN IST. FÜR ZYLINDER OHNE GEWINDEBOHRUNG AM SCHAFT LADEN SIE DEN DRUCK ZU BEGINN BEI 5 BAR (75 PSI), UM DEN SCHAFT GANZ HERAUSZUZIEHEN. STEIGERN SIE DEN DRUCK DANACH AUF DEN GEWÜNSCHTEN WERT.

SOLO PERSONALE QUALIFICATO DOVREBBE ESEGUIRE LA MANUTENZIONE. EVENTUALI ERRORI POSSONO ESSERE CAUSA DI GRAVI RISCHI PER LA SICUREZZA O LIMITARE LA DURATA DEI CILINDRI. PRIMA DI ESEGUIRE QUALSIASI INTERVENTO SCARICARE COMPLETAMENTE LA PRESSIONE E ASSICURARE CHE LO STELO SIA COMPLETAMENTE COMPRESSO NEL CORPO.
MAINTENANCE MUST ONLY BE CONDUCTED BY QUALIFIED PERSONNEL. ERRORS WOULD CAUSE SERIOUS INJURY OR REDUCE THE WORKING LIFE OF THE CYLINDERS. BEFORE CARRYING OUT ANY WORK ON THE SYSTEM, FULLY RELEASE ALL PRESSURE AND ENSURE THAT THE ROD IS FULLY RETRACTED INTO THE BODY.
DIE WARTUNG SOLLTE NUR VON QUALIFIZIERTEN PERSONAL VORGENOMMEN WERDEN. ETWAIGE FEHLER KÖNNEN SCHWERWIEGENDE SICHERHEITSRISIKEN HERVORRUFEN ODER DIE LEBENSDAUER DER ZYLINDER EINSCHRÄNKEN. ENTLADEN SIE DEN DRUCK UND STELLEN SIE SICHER, DASS DER SCHAFT KOMPLETT IN DEN KÖRPER EINGEFÜHRT IST, BEVOR SIE EINGRIFFE VORMEHMEN.

PRIMA DI GETTARE QUALSIASI CILINDRO A GAS, SCARICARE COMPLETAMENTE LA PRESSIONE. / BEFORE DISPOSING OF A GAS SPRING CENSURE THAT ALL RESIDUAL PRESSURE IS FULLY EXHAUSTED. / VOR DER ENTSORGUNG EINES GASZYLINDERS MUSS DER DRUCK KOMPLETT ABGELASSEN WERDEN.

SE UN CILINDRO HA LA STRUTTURA DANNEGGIATA, PRIMA DI QUALSIASI MANIPOLAZIONE, SCARICARE COMPLETAMENTE LA PRESSIONE.
IF A CYLINDER HAS STRUCTURAL DAMAGE, FULLY EXHAUST ALLPRESSUREBEFOREANYFORMOFHANDLING.
WEIST DIE STRUKTUR EINES ZYLINDERS BESCHÄDIGUNGEN AUF, MUSS VOR JEDEM EINGRIFF DER DRUCK KOMPLETT ABGELASSEN WERDEN.

ATTENZIONE: SI PREGA DI FARE SEMPRE RIFERIMENTO ALLE NORMATIVE DI SICUREZZA VIGENTI.
ATTENTION: PLEASE ALWAYS REFER TO THE CURRENT SAFETY REGULATIONS. / ACHTUNG: BITTE LESEN SIE IMMER DIE AKTUELLEN SICHERHEITSBESTIMMUNGEN.

CAM **MAE**

Modello rappresentante il top di gamma della produzione Newstark, che ingloba soluzioni innovative e uniche: sistema di estrazione dell'utensile dalla lamiera mediante azoto integrato nel punzone standard ISO, quindi facilmente reperibile nel mercato, di potenza fino a 30000 daN., che può essere eventualmente sagomato rispetto a geometrie di tranciatura desiderate. Questa innovazione permette di aumentare in modo esponenziale la durata del prodotto e le possibilità applicative. Può essere montata in posizione orizzontale o inclinata (previo confronto con l'ufficio tecnico Newstark).

This model represents the top of Newstark's production, range which incorporates market unique and innovative solutions. The system fits an ISO standard direct integrated punch, easily available on the market, that can eventually be shaped to match with required geometries with power up to 30000 daN. This innovative system enables the increasing of the application possibilities and exponentially allows his life duration. Can be fitted horizontally or inclined (after comparison with Newstark's technical department).

Das Top-Modell der Newstark Stanzeinheiten mit einzigartigen und innovativen Lösungen. Die integrierte Stanzeinheit mit Gasdruckfederniederhalter. Diese bietet einen herausnehmbaren Niederhalterkopf mit bearbeitbarer Kontur und eine Stempelaufnahmemöglichkeit für ISO 8020- Schneidstempel, auch mit Formansatz bei einer Stanzkraft bis zu 30000 daN ohne die Baulänge der Stanzeinheit unnötig zu vergrössern. Dieses System ermöglicht im Vergleich zu herkömmlichen Systemen eine bis zu drei mal höhere Abstreifkraft. Geneigte Anwendungen können in Abstimmung mit dem technischen Büro von Newstark ermöglicht werden.

PUNTI DI FORZA / STRENGTHS / STÄRKEN

CAM **MAE**

ESEMPI DI APPLICAZIONI SPECIALI / EXAMPLES OF SPECIAL APPLICATIONS / BEISPIELE FÜR SPEZIELLE ANWENDUNGEN

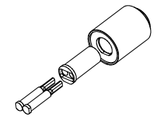

È possibile inserire più punzoni nella stessa unità!
It is possible put more punches in the same unit!
Es ist möglich, setzen mehr Lochstempel in der gleichen Einheit!

DISEGNO DEL MONTAGGIO / MOUNTING DESIGN / MONTAGEZEICHNUNG

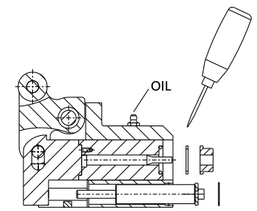

ATTENZIONE:
per eseguire la prova manualmente togliere il cilindro come indicato.
ATTENTION:
in order to manually perform the test, extract the cylinder as indicated.
ACHTUNG:
Stickstoffzylinder verbaut, Schieber nur in Grundstellung öffnen.

SMONTAGGIO PRODOTTO MAE / PRODUCT DISASSEMBLY MAE / DEMONTAGE DES PRODUKTES MAE

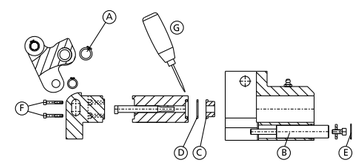

ATTENZIONE: cilindro a gas in pressione.
ATTENTION: gas cylinder under pressure.
ACHTUNG: Gasdruckfeder steht unter hohem Druck.

Attenzione: Assicurarsi che la camma sia nella sua posizione normale prima di eseguire qualsiasi lavoro di smontaggio o manutenzione.
1. Togliere il cilindro "B" rimuovendo il seeger "E" come indicato.
2. Togliere il cilindro speciale rimuovendo il seeger "A".
3. Togliere viti "F" per controllare il punzone.
4. Rimuovere il seeger "D" togliendo lo stripper "C".
   L'Utensile "G" per rimuovere "D" è a disposizione su richiesta.
5. Eseguire le verifiche.
6. Rimontare con cura lubrificando con grasso bisolfuro di Molibdeno (MoS2).
   L'uso di questo grasso viene consigliato da Newstark.
7. Assicurare il corretto riposizionamento dei singoli componenti.

Lubrificare durante l'uso con grasso bisolfuro di Molibdeno (MoS2).

Attention: Undertake reassemly or maintenance work only when the cam unit is in its basic position.
1. Take off the cylinder "B" by removing the seeger "E" as shown.
2. Take off the special cylinder by removing the seeger "E" as shown.
3. Take off the screws "F" to change the punch.
4. Take off the seeger "D" by removing stripper "C".
   The tool "G" to remove "D" is available on request.
5. Check the components.
6. Reassemble carefully using grease with disulfide molybdeno (MoS2).
   The use of this grease is recommended by Newstark.
7. Ensure the correct positioning of the individual components.

During use lubricate with grease with disulfide molybdeno (MoS2).

Achtung: Wartungs-und Demontagearbeiten nur in Grundstellung der Stanzeinheit vornehmen.
1. Seegering "E" entfernen um den Gasdruckfeder "B" herauszuziehen.
2. Spezielle Zylinder herausnehmen um Seegering "A" herausziehen.
3. Schrauben "F" lösen um den Lochstempel zu wechseln.
4. Sprengring "D" herausnehmen um den Abstreifer "C" zu entfernen.
   EinWerkzeug"G"zurEntfernungvonTeil "D"istaufAnfragelieferbar.
5. Komponenten prüfen.
6. Montage in umgekehrter Reihenfolge unter Verwendung von Molybdändisulfidfett (MoS2). Die Verwendung dieses Fett wird durch Newstark empfohlen.
7. Auf richtigen Sitz der einzelnen Komponenten achten.

Während des Gebrauches, mit Molybdändisulfidfett (MoS2) nachschmieren.

0143.5050 - **CAM MAE505-10**

PATENT PENDING

FORZA INIZIALE DI ESTRAZIONE / INITIAL EXTRACTION FORCE / RÜCKZUGSKRAFT **505 daN**

SFORZO MAX TRANCIO / CUTTING MAX FORCE / MAXIMALE SCHNITTKRAFT **4500 daN**

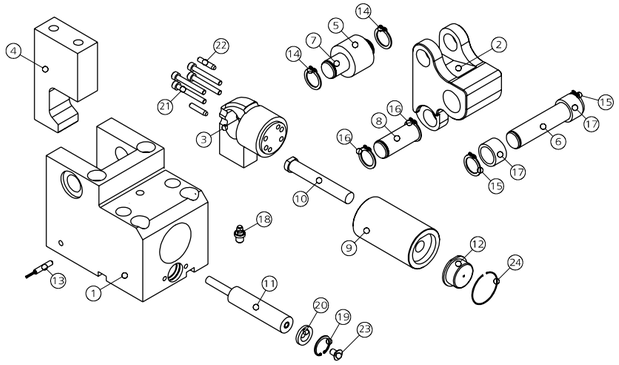

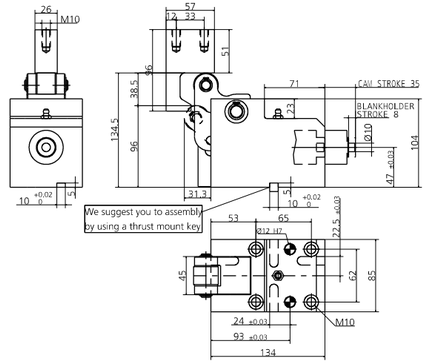

POS.	CODE	DESCRIPTION	Q.TY
001	8000.0043.0505	CORPO CAMMA / CAM BODY / GRUNDGEHÄUSE	1
002	8001.0043.0505.000	LEVA / LEVER / NOCKE 0	1
002	8001.0043.0505.615	LEVA / LEVER / NOCKE +1 +15	1*OPTION
002	8001.0043.0505.630	LEVA / LEVER / NOCKE +15,01 +30	1*OPTION
002	8001.0043.0505.645	LEVA / LEVER / NOCKE +30,01 +45	1*OPTION
002	8001.0043.0505.715	LEVA / LEVER / NOCKE -1 -15	1*OPTION
002	8001.0043.0505.730	LEVA / LEVER / NOCKE -15,01 -30	1*OPTION
002	8001.0043.0505.740	LEVA / LEVER / NOCKE -30,01 -40	1*OPTION
002	8001.0043.0505.760	LEVA / LEVER / NOCKE -40,01 -60	1*OPTION
003	8002.0043.0505	FLANGIA / FLANGE / FLANSCH	1
004	8003.0960.0570.260.001	INCUDINE / ANVIL / DRUCKSTÜCK	1*OPTION
005	8004.0290.0240.120.001	ROTELLA / ROLLER / ROLLE	1
006	8005.0850.0778.150.001	PERNO / PIN / STIFT	1
007	8005.0510.0448.120.001	PERNO / PIN / STIFT	1
008	8005.0446.0384.120.001	PERNO / PIN / STIFT	1
009	9030.010.001	CILINDRO SPECIALE / SPECIAL CYLINDER / SPEZIALZYLINDER	1
010	9090.3JBM2.100.090	PUNZONE TC CON ESPULSORE / HEADED PUNCH WITH EJECTOR / SCHNEIDSTEMPEL MIT ABSTOSSER 10 90	1*OPTION
010	9090.3JBM2.100.100	PUNZONE TC CON ESPULSORE / HEADED PUNCH WITH EJECTOR / SCHNEIDSTEMPEL MIT ABSTOSSER 10 100	1*OPTION
010	093J_M2.100.090	PUNZONE TC CON ESPULSORE / HEADED PUNCH WITH EJECTOR / SCHNEIDSTEMPEL MIT ABSTOSSER 10 90	1*OPTION
010	093J_M2.100.100	PUNZONE TC CON ESPULSORE / HEADED PUNCH WITH EJECTOR / SCHNEIDSTEMPEL MIT ABSTOSSER 10 100	1*OPTION
011	9000.0038.0019.001	CILINDRO DI RITORNO / RETURN CYLINDER / RÜCK ZYLINDER	1
012	9016.090.010.001	PREMILAMIERA CORTO / SHORT BLANKHOLDER / KURZ BLECHHALTER 90MM	1*CHOOSE
012	9016.090.010.002	PREMILAMIERA LUNGO / LONG BLANKHOLDER / LANG BLECHHALTER 90MM	1*CHOOSE
012	9016.100.010.001	PREMILAMIERA CORTO / SHORT BLANKHOLDER / KURZ BLECHHALTER 100MM	1*CHOOSE
012	9016.100.010.002	PREMILAMIERA LUNGO / LONG BLANKHOLDER / LANG BLECHHALTER 100MM	1*CHOOSE
012	8016.090.010.001	PREMILAMIERA CORTO / SHORT BLANKHOLDER / KURZ BLECHHALTER 90MM	1*OPTION
012	8016.090.010.002	PREMILAMIERA LUNGO / LONG BLANKHOLDER / LANG BLECHHALTER 90MM	1*OPTION
012	8016.100.010.001	PREMILAMIERA CORTO / SHORT BLANKHOLDER / KURZ BLECHHALTER 100MM	1*OPTION
012	8016.100.010.002	PREMILAMIERA LUNGO / LONG BLANKHOLDER / LANG BLECHHALTER 100MM	1*OPTION
013	9003.0001	SENSORE DI SICUREZZA / SECURITY SENSOR / SENSOR FÜR SICHERHEIT	1*OPTION
014	9004.1120.001	SEEGER / SEEGER / SEEGERRING	2
015	9004.1150.001	SEEGER / SEEGER / SEEGERRING	2
016	9004.1120.001	SEEGER / SEEGER / SEEGERRING	2
017	9005.0112.0015.001	CUSCINETTO / BEARING / LAGER	2
018	9006.002	INGRASSATORE / NIPPLE / SCHMIERUNG	1
019	9004.2220.001	SEEGER / SEEGER / SEEGERRING	1
020	8006.0130.0218.065.001	RONDELLA / WASHER / UNTERLEGSCHEIBE	1
021	9007.04.030.129.1.4762	VITE / SCREW / SCHRAUBE M4X30	4
022	9028.040.010.8735	SPINA CILINDRICA / DOWEL PIN / ZYLINDERSTIFT D4X10	2
023	9007.06.014.129.1.5933	VITE / SCREW / SCHRAUBE M6X14	1
024	9004.2290.001	SEEGER / SEEGER / SEEGERRING	1

002 (8001) LEVA / LEVER / NOCKE

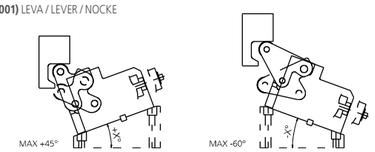

0010 (9090) PUNZONE SBOZZATO / BLANK PUNCH / ROHLING SCHNEIDSTEMPEL ISO8020

010 (093J_) PUNZONE SAGOMATO / SHAPED PUNCH / GEFORMT SCHNEIDSTEMPEL ISO8020

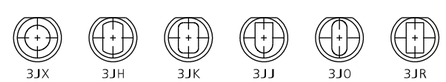

012 (9016) PREMILAMIERA SBOZZATO / BLANK-BLANKHOLDER / ROHLING BLECHHALTER

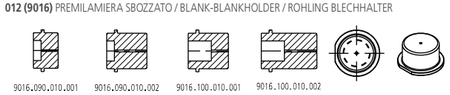

012 (8016) PREMILAMIERA SAGOMATO / SHAPED BLANKHOLDER / GEFORMT BLECHHALTER

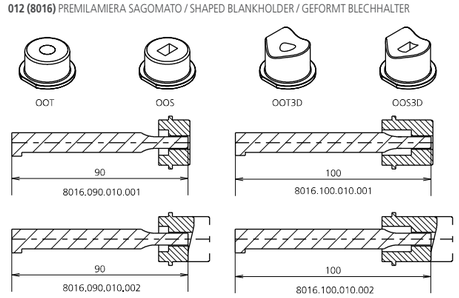

013 (9003) SENSORE / SENSOR / SENSOR

MODELLO D'ORDINE / ORDER EXAMPLE / BESTELLBEISPIEL

MODEL **0143.5050** INCLINATION **+10°** BLANKHOLDER **9016/8016.** ____ OPTION CODE **8001.0043.0505.615**

0143.6953 - **CAM MAE695-13**

PATENT PENDING

FORZA INIZIALE DI ESTRAZIONE / INITIAL EXTRACTION FORCE / RÜCKZUGSKRAFT **695 daN**

SFORZO MAX TRANCIO / CUTTING MAX FORCE / MAXIMALE SCHNITTKRAFT **6000 daN**

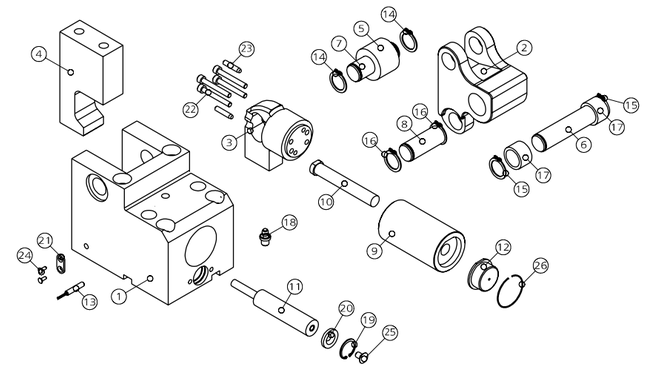

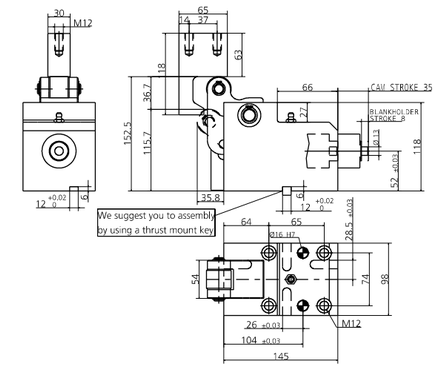

POS.	CODE	DESCRIPTION	Q.TY
001	8000.0043.0695	CORPO CAMMA / CAM BODY / GRUNDGEHÄUSE	1
002	8001.0043.0695.000	LEVA / LEVER / NOCKE 0	1
002	8001.0043.0695.615	LEVA / LEVER / NOCKE +0.01 +15	1*OPTION
002	8001.0043.0695.630	LEVA / LEVER / NOCKE +15.01 +30	1*OPTION
002	8001.0043.0695.645	LEVA / LEVER / NOCKE +30.01 +45	1*OPTION
002	8001.0043.0695.715	LEVA / LEVER / NOCKE -0.01 -15	1*OPTION
002	8001.0043.0695.730	LEVA / LEVER / NOCKE -15.01 -30	1*OPTION
002	8001.0043.0695.745	LEVA / LEVER / NOCKE -30.01 -45	1*OPTION
003	8002.0043.0695	FLANGIA / FLANGE / FLANSCH	1
004	8003.1180.0650.300.001	INCUDINE / ANVIL / DRUCKSTÜCK	1*OPTION
005	8004.0370.0280.200.001	ROTELLA / ROLLER / ROLLE	1
006	8005.0980.0910.200.001	PERNO / PIN / STIFT	1
007	8005.0610.0540.200.001	PERNO / PIN / STIFT	1
008	8005.0530.0460.200.001	PERNO / PIN / STIFT	1
009	9030.013.001	CILINDRO SPECIALE / SPECIAL CYLINDER / SPEZIALZYLINDER	1
010	9090.3JBM2.130.090	PUNZONE TC CON ESPULSORE / HEADED PUNCH WITH EJECTOR / SCHNEIDSTEMPEL MIT ABSTOSSER 13 90	1*OPTION
010	9090.3JBM2.130.100	PUNZONE TC CON ESPULSORE / HEADED PUNCH WITH EJECTOR / SCHNEIDSTEMPEL MIT ABSTOSSER 13 100	1*OPTION
010	093J_M2.130.090	PUNZONE TC CON ESPULSORE / HEADED PUNCH WITH EJECTOR / SCHNEIDSTEMPEL MIT ABSTOSSER 13 90	1*OPTION
010	093J_M2.130.100	PUNZONE TC CON ESPULSORE / HEADED PUNCH WITH EJECTOR / SCHNEIDSTEMPEL MIT ABSTOSSER 13 100	1*OPTION
011	9000.0038.0019.001	CILINDRO DI RITORNO / RETURN CYLINDER / RÜCK ZYLINDER	1
012	9016.090.136.001	PREMILAMIERA CORTO / SHORT BLANKHOLDER / KURZ BLECHHALTER 90MM	1*CHOOSE
012	9016.090.136.002	PREMILAMIERA LUNGO / LONG BLANKHOLDER / LANG BLECHHALTER 90MM	1*CHOOSE
012	9016.100.136.001	PREMILAMIERA CORTO / SHORT BLANKHOLDER / KURZ BLECHHALTER 100MM	1*CHOOSE
012	9016.100.136.002	PREMILAMIERA LUNGO / LONG BLANKHOLDER / LANG BLECHHALTER 100MM	1*CHOOSE
012	8016.090.136.001	PREMILAMIERA CORTO / SHORT BLANKHOLDER / KURZ BLECHHALTER 90MM	1*OPTION
012	8016.090.136.002	PREMILAMIERA LUNGO / LONG BLANKHOLDER / LANG BLECHHALTER 90MM	1*OPTION
012	8016.100.136.001	PREMILAMIERA CORTO / SHORT BLANKHOLDER / KURZ BLECHHALTER 100MM	1*OPTION
012	8016.100.136.002	PREMILAMIERA LUNGO / LONG BLANKHOLDER / LANG BLECHHALTER 100MM	1*OPTION
013	9003.0001	SENSORE DI SICUREZZA / SECURITY SENSOR / SENSOR FÜR SICHERHEIT	1*OPTION
014	9004.1200.001	SEEGER / SEEGER / SEEGERRING	2
015	9004.1200.001	SEEGER / SEEGER / SEEGERRING	2
016	9004.1200.001	SEEGER / SEEGER / SEEGERRING	2
017	9005.0116.0020.001	CUSCINETTO / BEARING / LAGER	2
018	9006.003	INGRASSATORE / NIPPLE / SCHMIERUNG	1
019	9004.2220.001	SEEGER / SEEGER / SEEGERRING	1
020	8006.0130.0218.065.001	RONDELLA / WASHER / UNTERLEGSCHEIBE	1
021	8030.0230.0100.020.001	PIASTRA / PLATE / PLATTE	1
022	9007.05.035.129.1.4762	VITE / SCREW / SCHRAUBE M5X35	4
023	9028.050.016.8735	SPINA CILINDRICA / DOWEL PIN / ZYLINDERSTIFT D5X16	2
024	9007.03.005.048.1.7687	VITE / SCREW / SCHRAUBE M4X30	2
025	9007.06.014.129.1.5933	VITE / SCREW / SCHRAUBE M6X14	1
026	9004.2350.001	SEEGER / SEEGER / SEEGERRING	1

002 (8001) LEVA / LEVER / NOCKE

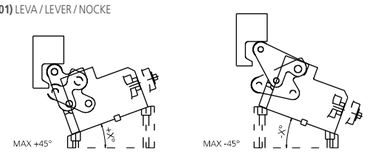

0010 (9090) PUNZONE SBOZZATO / BLANK PUNCH / ROHLING SCHNEIDSTEMPEL ISO8020

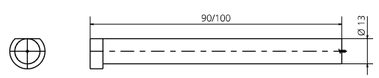

010 (093J_) PUNZONE SAGOMATO / SHAPED PUNCH / GEFORMT SCHNEIDSTEMPEL ISO8020

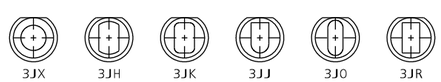

012 (9016) PREMILAMIERA SBOZZATO / BLANK-BLANKHOLDER / ROHLING BLECHHALTER

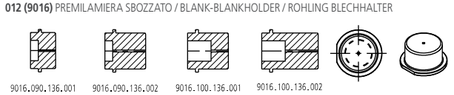

012 (8016) PREMILAMIERA SAGOMATO / SHAPED BLANKHOLDER / GEFORMT BLECHHALTER

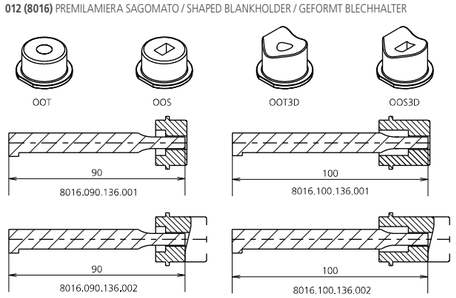

013 (9003) SENSORE / SENSOR / SENSOR

MODELLO D'ORDINE / ORDER EXAMPLE / BESTELLBEISPIEL

MODEL **0143.6953** INCLINATION **+10°** BLANKHOLDER **9016/8016.** ____ OPTION CODE **8001.0043.0695.615**

0143.6956 - CAM MAE695-16

PATENT PENDING

FORZA INIZIALE DI ESTRAZIONE / INITIAL EXTRACTION FORCE / RÜCKZUGSKRAFT **695 daN**

SFORZO MAX TRANCIO / CUTTING MAX FORCE / MAXIMALE SCHNITTKRAFT **6000 daN**

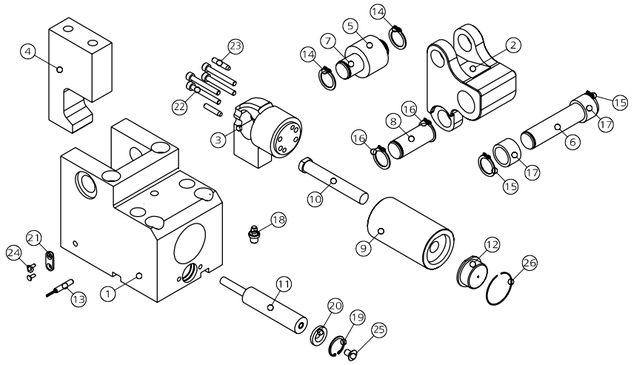

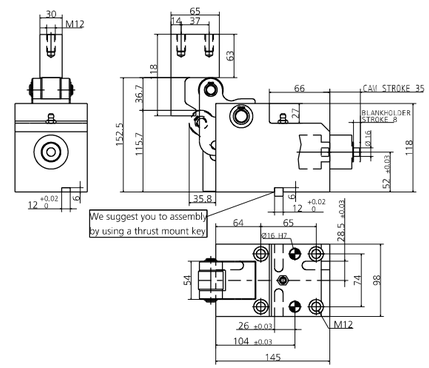

POS.	CODE	DESCRIPTION	Q.TY
001	8000.0043.0695	CORPO CAMMA / CAM BODY / GRUNDGEHÄUSE	1
002	8001.0043.0695.000	LEVA / LEVER / NOCKE 0	1
002	8001.0043.0695.615	LEVA / LEVER / NOCKE +0.01 +15	1*OPTION
002	8001.0043.0695.630	LEVA / LEVER / NOCKE +15.01 +30	1*OPTION
002	8001.0043.0695.645	LEVA / LEVER / NOCKE +30.01 +45	1*OPTION
002	8001.0043.0695.715	LEVA / LEVER / NOCKE -0.01 -15	1*OPTION
002	8001.0043.0695.730	LEVA / LEVER / NOCKE -15.01 -30	1*OPTION
002	8001.0043.0695.745	LEVA / LEVER / NOCKE -30.01 -45	1*OPTION
003	8002.0043.0695	FLANGIA / FLANGE / FLANSCH	1
004	8003.1180.0650.300.001	INCUDINE / ANVIL / DRUCKSTÜCK	1*OPTION
005	8004.0370.0280.200.001	ROTELLA / ROLLER / ROLLE	1
006	8005.0980.0910.200.001	PERNO / PIN / STIFT	1
007	8005.0610.0540.200.001	PERNO / PIN / STIFT	1
008	8005.0530.0460.200.001	PERNO / PIN / STIFT	1
009	9030.016.001	CILINDRO SPECIALE / SPECIAL CYLINDER / SPEZIALZYLINDER	1
010	9090.3JBM2.160.090	PUNZONE TC CON ESPULSORE / HEADED PUNCH WITH EJECTOR / SCHNEIDSTEMPEL MIT ABSTOSSER 16 90	1*OPTION
010	9090.3JBM2.160.100	PUNZONE TC CON ESPULSORE / HEADED PUNCH WITH EJECTOR / SCHNEIDSTEMPEL MIT ABSTOSSER 16 100	1*OPTION
010	093J_M2.160.090	PUNZONE TC CON ESPULSORE / HEADED PUNCH WITH EJECTOR / SCHNEIDSTEMPEL MIT ABSTOSSER 16 90	1*OPTION
010	093J_M2.160.100	PUNZONE TC CON ESPULSORE / HEADED PUNCH WITH EJECTOR / SCHNEIDSTEMPEL MIT ABSTOSSER 16 100	1*OPTION
011	9000.0038.0019.001	CILINDRO DI RITORNO / RETURN CYLINDER / RÜCK ZYLINDER	1
012	9016.090.136.001	PREMILAMIERA CORTO / SHORT BLANKHOLDER / KURZ BLECHHALTER 90MM	1*CHOOSE
012	9016.090.136.002	PREMILAMIERA LUNGO / LONG BLANKHOLDER / LANG BLECHHALTER 90MM	1*CHOOSE
012	9016.100.136.001	PREMILAMIERA CORTO / SHORT BLANKHOLDER / KURZ BLECHHALTER 100MM	1*CHOOSE
012	9016.100.136.002	PREMILAMIERA LUNGO / LONG BLANKHOLDER / LANG BLECHHALTER 100MM	1*CHOOSE
012	8016.090.136.001	PREMILAMIERA CORTO / SHORT BLANKHOLDER / KURZ BLECHHALTER 90MM	1*OPTION
012	8016.090.136.002	PREMILAMIERA LUNGO / LONG BLANKHOLDER / LANG BLECHHALTER 90MM	1*OPTION
012	8016.100.136.001	PREMILAMIERA CORTO / SHORT BLANKHOLDER / KURZ BLECHHALTER 100MM	1*OPTION
012	8016.100.136.002	PREMILAMIERA LUNGO / LONG BLANKHOLDER / LANG BLECHHALTER 100MM	1*OPTION
013	9003.0001	SENSORE DI SICUREZZA / SECURITY SENSOR / SENSOR FÜR SICHERHEIT	1*OPTION
014	9004.1200.001	SEEGER / SEEGER / SEEGERRING	2
015	9004.1200.001	SEEGER / SEEGER / SEEGERRING	2
016	9004.1200.001	SEEGER / SEEGER / SEEGERRING	2
017	9005.0116.0020.001	CUSCINETTO / BEARING / LAGER	2
018	9006.003	INGRASSATORE / NIPPLE / SCHMIERUNG	1
019	9004.2220.001	SEEGER / SEEGER / SEEGERRING	1
020	8006.0130.0218.065.001	RONDELLA / WASHER / UNTERLEGSCHEIBE	1
021	8030.0230.0100.020.001	PIASTRA / PLATE / PLATTE	1
022	9007.05.035.129.1.4762	VITE / SCREW / SCHRAUBE M5X35	4
023	9028.050.016.8735	SPINA CILINDRICA / DOWEL PIN / ZYLINDERSTIFT D5X16	2
024	9007.03.005.048.1.7687	VITE / SCREW / SCHRAUBE M4X30	2
025	9007.06.014.129.1.5933	VITE / SCREW / SCHRAUBE M6X14	1
026	9004.2350.001	SEEGER / SEEGER / SEEGERRING	1

002 (8001) LEVA / LEVER / NOCKE

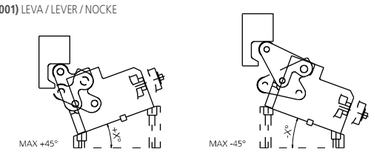

0010 (9090) PUNZONE SBOZZATO / BLANK PUNCH / ROHLING SCHNEIDSTEMPEL ISO8020

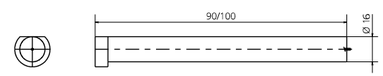

010 (093J_) PUNZONE SAGOMATO / SHAPED PUNCH / GEFORMT SCHNEIDSTEMPEL ISO8020

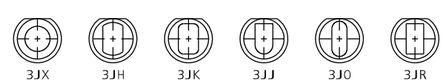

012 (9016) PREMILAMIERA SBOZZATO / BLANK-BLANKHOLDER / ROHLING BLECHHALTER

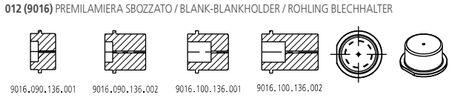

012 (8016) PREMILAMIERA SAGOMATO / SHAPED BLANKHOLDER / GEFORMT BLECHHALTER

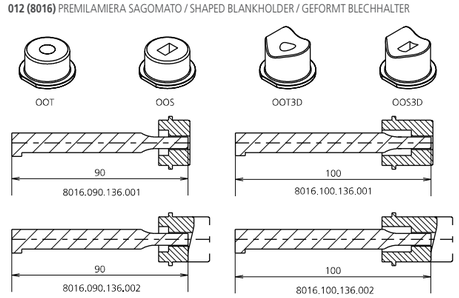

013 (9003) SENSORE / SENSOR / SENSOR

MODELLO D'ORDINE / ORDER EXAMPLE / BESTELLBEISPIEL

MODEL **0143.6956** INCLINATION **+10°** BLANKHOLDER **9016/8016.** ____ OPTION CODE **8001.0043.0695.615**

0143.1160 - CAM MAE1160-20

PATENT PENDING

FORZA INIZIALE DI ESTRAZIONE / INITIAL EXTRACTION FORCE / RÜCKZUGSKRAFT **1160 daN**

SFORZO MAX TRANCIO / CUTTING MAX FORCE / MAXIMALE SCHNITTKRAFT **9000 daN**

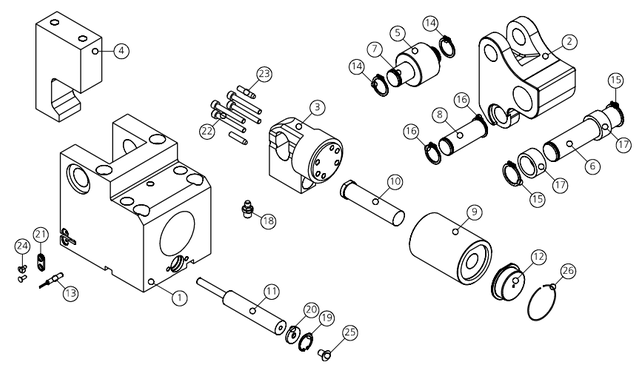

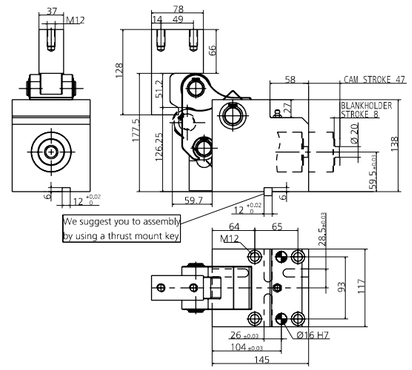

POS.	CODE	DESCRIPTION	Q.TY
001	8000.0043.1160	CORPO CAMMA / CAM BODY / GRUNDGEHÄUSE	1
002	8001.0043.1160.000	LEVA / LEVER / NOCKE 0	1
002	8001.0043.1160.610	LEVA / LEVER / NOCKE +0.01 +10	1*OPTION
002	8001.0043.1160.620	LEVA / LEVER / NOCKE +10.01 +20	1*OPTION
002	8001.0043.1160.630	LEVA / LEVER / NOCKE +20.01 +30	1*OPTION
002	8001.0043.1160.640	LEVA / LEVER / NOCKE +30.01 +40	1*OPTION
002	8001.0043.1160.710	LEVA / LEVER / NOCKE -0.01 -10	1*OPTION
002	8001.0043.1160.720	LEVA / LEVER / NOCKE -10.01 -20	1*OPTION
002	8001.0043.1160.730	LEVA / LEVER / NOCKE -20.01 -30	1*OPTION
002	8001.0043.1160.740	LEVA / LEVER / NOCKE -30.01 -40	1*OPTION
002	8001.0043.1160.750	LEVA / LEVER / NOCKE -40.01 -50	1*OPTION
003	8002.0043.1160	FLANGIA / FLANGE / FLANSCH	1
004	8003.1280.0780.370.001	INCUDINE / ANVIL / DRUCKSTÜCK	1*OPTION
005	8004.0450.0330.220.001	ROTELLA / ROLLER / ROLLE	1
006	8005.1164.1078.250.001	PERNO / PIN / STIFT	1
007	8005.0734.0648.220.001	PERNO / PIN / STIFT	1
008	8005.0644.0558.220.001	PERNO / PIN / STIFT	1
009	9030.020.001	CILINDRO SPECIALE / SPECIAL CYLINDER / SPEZIALZYLINDER	1
010	9090.3JBM2.200.090	PUNZONE TC CON ESPULSORE / HEADED PUNCH WITH EJECTOR / SCHNEIDSTEMPEL MIT ABSTOSSER 20 90	1*OPTION
010	9090.3JBM2.200.100	PUNZONE TC CON ESPULSORE / HEADED PUNCH WITH EJECTOR / SCHNEIDSTEMPEL MIT ABSTOSSER 20 100	1*OPTION
010	093J_M2.200.090	PUNZONE TC CON ESPULSORE / HEADED PUNCH WITH EJECTOR / SCHNEIDSTEMPEL MIT ABSTOSSER 20 90	1*OPTION
010	093J_M2.200.100	PUNZONE TC CON ESPULSORE / HEADED PUNCH WITH EJECTOR / SCHNEIDSTEMPEL MIT ABSTOSSER 20 100	1*OPTION
011	9000.0050.0019.001	CILINDRO DI RITORNO / RETURN CYLINDER / RÜCK ZYLINDER	1
012	9016.090.205.001	PREMILAMIERA CORTO / SHORT BLANKHOLDER / KURZ BLECHHALTER 90MM	1*CHOOSE
012	9016.090.205.002	PREMILAMIERA LUNGO / LONG BLANKHOLDER / LANG BLECHHALTER 90MM	1*CHOOSE
012	9016.100.205.001	PREMILAMIERA CORTO / SHORT BLANKHOLDER / KURZ BLECHHALTER 100MM	1*CHOOSE
012	9016.100.205.002	PREMILAMIERA LUNGO / LONG BLANKHOLDER / LANG BLECHHALTER 100MM	1*CHOOSE
012	8016.090.205.001	PREMILAMIERA CORTO / SHORT BLANKHOLDER / KURZ BLECHHALTER 90MM	1*OPTION
012	8016.090.205.002	PREMILAMIERA LUNGO / LONG BLANKHOLDER / LANG BLECHHALTER 90MM	1*OPTION
012	8016.100.205.001	PREMILAMIERA CORTO / SHORT BLANKHOLDER / KURZ BLECHHALTER 100MM	1*OPTION
012	8016.100.205.002	PREMILAMIERA LUNGO / LONG BLANKHOLDER / LANG BLECHHALTER 100MM	1*OPTION
013	9003.0001	SENSORE DI SICUREZZA / SECURITY SENSOR / SENSOR FÜR SICHERHEIT	1*OPTION
014	9004.1220.001	SEEGER / SEEGER / SEEGERRING	2
015	9004.1250.001	SEEGER / SEEGER / SEEGERRING	2
016	9004.1220.001	SEEGER / SEEGER / SEEGERRING	2
017	9005.0120.0025.001	CUSCINETTO / BEARING / LAGER	2
018	9006.003	INGRASSATORE / NIPPLE / SCHMIERUNG	1
019	9004.2220.001	SEEGER / SEEGER / SEEGERRING	1
020	8006.0130.0218.065.001	RONDELLA / WASHER / UNTERLEGSCHEIBE	1
021	8030.0230.0100.020.001	PIASTRA / PLATE / PLATTE	1
022	9007.06.035.129.1.4762	VITE / SCREW / SCHRAUBE M6X35	4
023	9028.060.020.8735	SPINA CILINDRICA / DOWEL PIN / ZYLINDERSTIFT D6X20	2
024	9007.03.005.048.1.7687	VITE / SCREW / SCHRAUBE M4X30	2
025	9007.06.014.129.1.5933	VITE / SCREW / SCHRAUBE M6X14	1
026	9004.2480.001	SEEGER / SEEGER / SEEGERRING	1

002 (8001) LEVA / LEVER / NOCKE

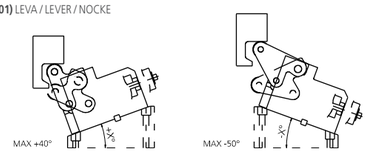

0010 (9090) PUNZONE SBOZZATO / BLANK PUNCH / ROHLING SCHNEIDSTEMPEL ISO8020

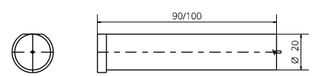

010 (093J_) PUNZONE SAGOMATO / SHAPED PUNCH / GEFORMT SCHNEIDSTEMPEL ISO8020

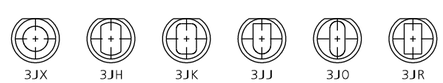

012 (9016) PREMILAMIERA SBOZZATO / BLANK-BLANKHOLDER / ROHLING BLECHHALTER

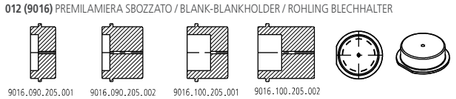

012 (8016) PREMILAMIERA SAGOMATO / SHAPED BLANKHOLDER / GEFORMT BLECHHALTER

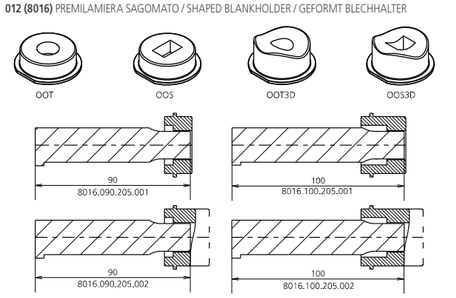

013 (9003) SENSORE / SENSOR / SENSOR

MODELLO D'ORDINE / ORDER EXAMPLE / BESTELLBEISPIEL

MODEL **0143.1160** INCLINATION **+10°** BLANKHOLDER **9016/8016.** ____ OPTION CODE **8001.0043.1160.610**

0143.1165 - CAM MAE1160-25

PATENT PENDING

FORZA INIZIALE DI ESTRAZIONE / INITIAL EXTRACTION FORCE / RÜCKZUGSKRAFT **1160 daN**

SFORZO MAX TRANCIO / CUTTING MAX FORCE / MAXIMALE SCHNITTKRAFT **9000 daN**

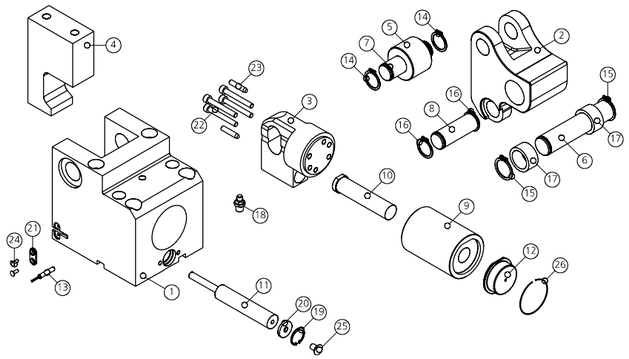

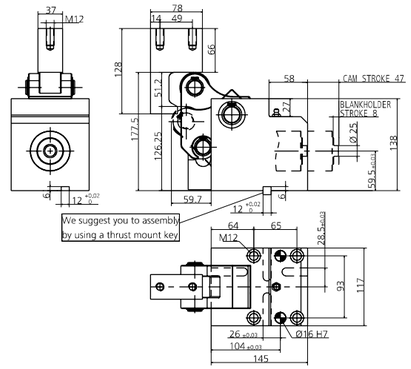

POS.	CODE	DESCRIPTION	Q.TY
001	8000.0043.1160	CORPO CAMMA / CAM BODY / GRUNDGEHÄUSE	1
002	8001.0043.1160.000	LEVA / LEVER / NOCKE 0	1
002	8001.0043.1160.610	LEVA / LEVER / NOCKE +0.01 +10	1*OPTION
002	8001.0043.1160.620	LEVA / LEVER / NOCKE +10.01 +20	1*OPTION
002	8001.0043.1160.630	LEVA / LEVER / NOCKE +20.01 +30	1*OPTION
002	8001.0043.1160.640	LEVA / LEVER / NOCKE +30.01 +40	1*OPTION
002	8001.0043.1160.710	LEVA / LEVER / NOCKE -0.01 -10	1*OPTION
002	8001.0043.1160.720	LEVA / LEVER / NOCKE -10.01 -20	1*OPTION
002	8001.0043.1160.730	LEVA / LEVER / NOCKE -20.01 -30	1*OPTION
002	8001.0043.1160.740	LEVA / LEVER / NOCKE -30.01 -40	1*OPTION
002	8001.0043.1160.750	LEVA / LEVER / NOCKE -40.01 -50	1*OPTION
003	8002.0043.1160	FLANGIA / FLANGE / FLANSCH	1
004	8003.1280.0780.370.001	INCUDINE / ANVIL / DRUCKSTÜCK	1*OPTION
005	8004.0450.0330.220.001	ROTELLA / ROLLER / ROLLE	1
006	8005.1164.1078.250.001	PERNO / PIN / STIFT	1
007	8005.0734.0648.220.001	PERNO / PIN / STIFT	1
008	8005.0644.0558.220.001	PERNO / PIN / STIFT	1
009	9030.025.001	CILINDRO SPECIALE / SPECIAL CYLINDER / SPEZIALZYLINDER	1
010	9090.3JBM2.250.090	PUNZONE TC CON ESPULSORE / HEADED PUNCH WITH EJECTOR / SCHNEIDSTEMPEL MIT ABSTOSSER 25 90	1*OPTION
010	9090.3JBM2.250.100	PUNZONE TC CON ESPULSORE / HEADED PUNCH WITH EJECTOR / SCHNEIDSTEMPEL MIT ABSTOSSER 25 100	1*OPTION
010	093J_M2.250.090	PUNZONE TC CON ESPULSORE / HEADED PUNCH WITH EJECTOR / SCHNEIDSTEMPEL MIT ABSTOSSER 25 90	1*OPTION
010	093J_M2.250.100	PUNZONE TC CON ESPULSORE / HEADED PUNCH WITH EJECTOR / SCHNEIDSTEMPEL MIT ABSTOSSER 25 100	1*OPTION
011	9000.0050.0019.001	CILINDRO DI RITORNO / RETURN CYLINDER / RÜCK ZYLINDER	1
012	9016.090.205.001	PREMILAMIERA CORTO / SHORT BLANKHOLDER / KURZ BLECHHALTER 90MM	1*CHOOSE
012	9016.090.205.002	PREMILAMIERA LUNGO / LONG BLANKHOLDER / LANG BLECHHALTER 90MM	1*CHOOSE
012	9016.100.205.001	PREMILAMIERA CORTO / SHORT BLANKHOLDER / KURZ BLECHHALTER 100MM	1*CHOOSE
012	9016.100.205.002	PREMILAMIERA LUNGO / LONG BLANKHOLDER / LANG BLECHHALTER 100MM	1*CHOOSE
012	8016.090.205.001	PREMILAMIERA CORTO / SHORT BLANKHOLDER / KURZ BLECHHALTER 90MM	1*OPTION
012	8016.090.205.002	PREMILAMIERA LUNGO / LONG BLANKHOLDER / LANG BLECHHALTER 90MM	1*OPTION
012	8016.100.205.001	PREMILAMIERA CORTO / SHORT BLANKHOLDER / KURZ BLECHHALTER 100MM	1*OPTION
012	8016.100.205.002	PREMILAMIERA LUNGO / LONG BLANKHOLDER / LANG BLECHHALTER 100MM	1*OPTION
013	9003.0001	SENSORE DI SICUREZZA / SECURITY SENSOR / SENSOR FÜR SICHERHEIT	1*OPTION
014	9004.1220.001	SEEGER / SEEGER / SEEGERRING	2
015	9004.1250.001	SEEGER / SEEGER / SEEGERRING	2
016	9004.1220.001	SEEGER / SEEGER / SEEGERRING	2
017	9005.0120.0025.001	CUSCINETTO / BEARING / LAGER	2
018	9006.003	INGRASSATORE / NIPPLE / SCHMIERUNG	1
019	9004.2220.001	SEEGER / SEEGER / SEEGERRING	1
020	8006.0130.0218.065.001	RONDELLA / WASHER / UNTERLEGSCHEIBE	1
021	8030.0230.0100.020.001	PIASTRA / PLATE / PLATTE	1
022	9007.06.035.129.1.4762	VITE / SCREW / SCHRAUBE M6X35	4
023	9028.060.020.8735	SPINA CILINDRICA / DOWEL PIN / ZYLINDERSTIFT D6X20	2
024	9007.03.005.048.1.7687	VITE / SCREW / SCHRAUBE M3X6	2
025	9007.06.014.129.1.5933	VITE / SCREW / SCHRAUBE M6X14	1
026	9004.2480.001	SEEGER / SEEGER / SEEGERRING	1

002 (8001) LEVA / LEVER / NOCKE

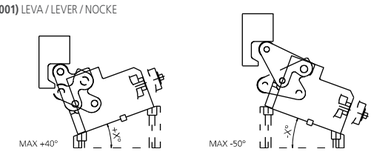

0010 (9090) PUNZONE SBOZZATO / BLANK PUNCH / ROHLING SCHNEIDSTEMPEL ISO8020

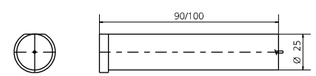

010 (093J_) PUNZONE SAGOMATO / SHAPED PUNCH / GEFORMT SCHNEIDSTEMPEL ISO8020

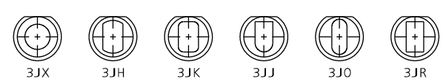

012 (9016) PREMILAMIERA SBOZZATO / BLANK-BLANKHOLDER / ROHLING BLECHHALTER

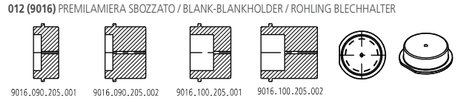

012 (8016) PREMILAMIERA SAGOMATO / SHAPED BLANKHOLDER / GEFORMT BLECHHALTER

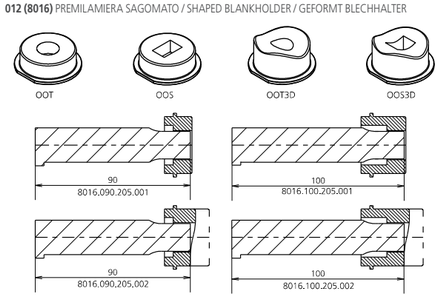

013 (9003) SENSORE / SENSOR / SENSOR

MODELLO D'ORDINE / ORDER EXAMPLE / BESTELLBEISPIEL

MODEL **0143.1165** INCLINATION **+10°** BLANKHOLDER **9016/8016.** ____ OPTION CODE **8001.0043.1160.610**

0143.1392 - CAM MAE1390-32

PATENT PENDING

FORZA INIZIALE DI ESTRAZIONE / INITIAL EXTRACTION FORCE / RÜCKZUGSKRAFT **1390 daN**

SFORZO MAX TRANCIO / CUTTING MAX FORCE / MAXIMALE SCHNITTKRAFT **12000 daN**

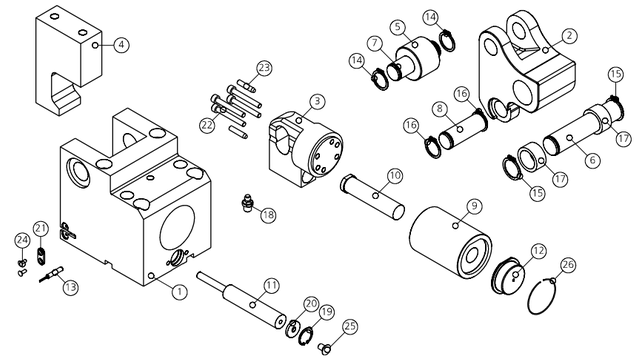

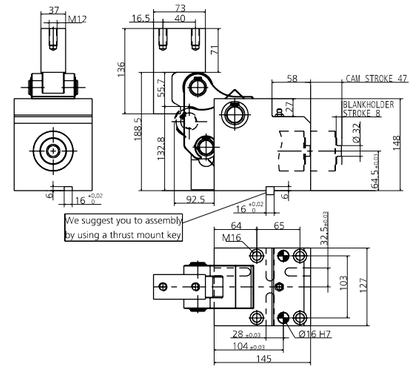

POS.	CODE	DESCRIPTION	Q.TY
001	8000.0043.1390	CORPO CAMMA / CAM BODY / GRUNDGEHÄUSE	1
002	8001.0043.1390.000	LEVA / LEVER / NOCKE 0	1
002	8001.0043.1390.610	LEVA / LEVER / NOCKE +0.01 +10	1*OPTION
002	8001.0043.1390.620	LEVA / LEVER / NOCKE +10.01 +20	1*OPTION
002	8001.0043.1390.630	LEVA / LEVER / NOCKE +20.01 +30	1*OPTION
002	8001.0043.1390.640	LEVA / LEVER / NOCKE +30.01 +40	1*OPTION
002	8001.0043.1390.710	LEVA / LEVER / NOCKE -0.01 -10	1*OPTION
002	8001.0043.1390.720	LEVA / LEVER / NOCKE -10.01 -20	1*OPTION
002	8001.0043.1390.730	LEVA / LEVER / NOCKE -20.01 -30	1*OPTION
002	8001.0043.1390.740	LEVA / LEVER / NOCKE -30.01 -40	1*OPTION
003	8002.0043.1390	FLANGIA / FLANGE / FLANSCH	1
004	8003.1360.0730.370.001	INCUDINE / ANVIL / DRUCKSTÜCK	1*OPTION
005	8004.0450.0330.220.001	ROTELLA / ROLLER / ROLLE	1
006	8005.1264.1178.250.001	PERNO / PIN / STIFT	1
007	8005.0784.0698.220.001	PERNO / PIN / STIFT	1
008	8005.0694.0608.220.001	PERNO / PIN / STIFT	1
009	9030.032.001	CILINDRO SPECIALE / SPECIAL CYLINDER / SPEZIALZYLINDER	1
010	9090.3JBM2.320.090	PUNZONE TC CON ESPULSORE / HEADED PUNCH WITH EJECTOR / SCHNEIDSTEMPEL MIT ABSTOSSER 32 90	1*OPTION
010	9090.3JBM2.320.100	PUNZONE TC CON ESPULSORE / HEADED PUNCH WITH EJECTOR / SCHNEIDSTEMPEL MIT ABSTOSSER 32 100	1*OPTION
010	093J_M2.320.090	PUNZONE TC CON ESPULSORE / HEADED PUNCH WITH EJECTOR / SCHNEIDSTEMPEL MIT ABSTOSSER 32 90	1*OPTION
010	093J_M2.320.100	PUNZONE TC CON ESPULSORE / HEADED PUNCH WITH EJECTOR / SCHNEIDSTEMPEL MIT ABSTOSSER 32 100	1*OPTION
011	9000.0050.0019.001	CILINDRO DI RITORNO / RETURN CYLINDER / RÜCK ZYLINDER	1
012	9016.090.032.001	PREMILAMIERA CORTO / SHORT BLANKHOLDER / KURZ BLECHHALTER 90MM	1*CHOOSE
012	9016.090.032.002	PREMILAMIERA LUNGO / LONG BLANKHOLDER / LANG BLECHHALTER 90MM	1*CHOOSE
012	9016.100.032.001	PREMILAMIERA CORTO / SHORT BLANKHOLDER / KURZ BLECHHALTER 100MM	1*CHOOSE
012	9016.100.032.002	PREMILAMIERA LUNGO / LONG BLANKHOLDER / LANG BLECHHALTER 100MM	1*CHOOSE
012	8016.090.032.001	PREMILAMIERA CORTO / SHORT BLANKHOLDER / KURZ BLECHHALTER 90MM	1*OPTION
012	8016.090.032.002	PREMILAMIERA LUNGO / LONG BLANKHOLDER / LANG BLECHHALTER 90MM	1*OPTION
012	8016.100.032.001	PREMILAMIERA CORTO / SHORT BLANKHOLDER / KURZ BLECHHALTER 100MM	1*OPTION
012	8016.100.032.002	PREMILAMIERA LUNGO / LONG BLANKHOLDER / LANG BLECHHALTER 100MM	1*OPTION
013	9003.0001	SENSORE DI SICUREZZA / SECURITY SENSOR / SENSOR FÜR SICHERHEIT	1*OPTION
014	9004.1220.001	SEEGER / SEEGER / SEEGERRING	2
015	9004.1250.001	SEEGER / SEEGER / SEEGERRING	2
016	9004.1220.001	SEEGER / SEEGER / SEEGERRING	2
017	9005.0120.0025.001	CUSCINETTO / BEARING / LAGER	2
018	9006.003	INGRASSATORE / NIPPLE / SCHMIERUNG	1
019	9004.2220.001	SEEGER / SEEGER / SEEGERRING	1
020	8006.0130.0218.065.001	RONDELLA / WASHER / UNTERLEGSCHEIBE	1
021	8030.0230.0100.020.001	PIASTRA / PLATE / PLATTE	1
022	9007.06.035.129.1.4762	VITE / SCREW / SCHRAUBE M6X35	4
023	9028.060.020.8735	SPINA CILINDRICA / DOWEL PIN / ZYLINDERSTIFT D6X20	2
024	9007.03.005.048.1.7687	VITE / SCREW / SCHRAUBE M4X30	2
025	9007.06.014.129.1.5933	VITE / SCREW / SCHRAUBE M6X14	1
026	9004.2570.001	SEEGER / SEEGER / SEEGERRING	1

002 (8001) LEVA / LEVER / NOCKE

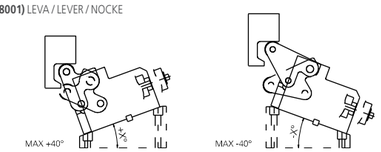

0010 (9090) PUNZONE SBOZZATO / BLANK PUNCH / ROHLING SCHNEIDSTEMPEL ISO8020

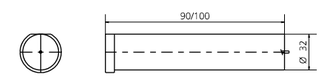

010 (093J_) PUNZONE SAGOMATO / SHAPED PUNCH / GEFORMT SCHNEIDSTEMPEL ISO8020

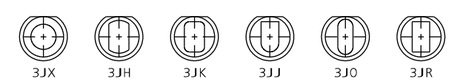

012 (9016) PREMILAMIERA SBOZZATO / BLANK-BLANKHOLDER / ROHLING BLECHHALTER

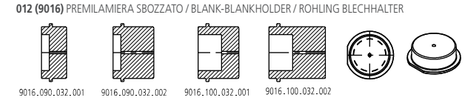

012 (8016) PREMILAMIERA SAGOMATO / SHAPED BLANKHOLDER / GEFORMT BLECHHALTER

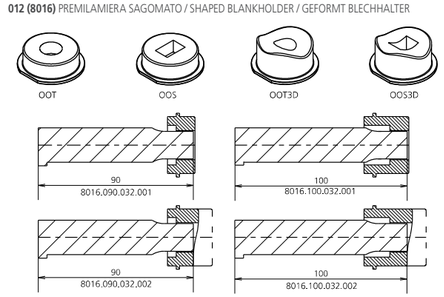

013 (9003) SENSORE / SENSOR / SENSOR

MODELLO D'ORDINE / ORDER EXAMPLE / BESTELLBEISPIEL

MODEL **0143.1392** INCLINATION **+10°** BLANKHOLDER **9016/8016.** ____ OPTION CODE **8001.0043.1390.610**

0143.1880 - CAM MAE1880-40

PATENT PENDING

FORZA INIZIALE DI ESTRAZIONE / INITIAL EXTRACTION FORCE / RÜCKZUGSKRAFT **1880 daN**

SFORZO MAX TRANCIO / CUTTING MAX FORCE / MAXIMALE SCHNITTKRAFT **17000 daN**

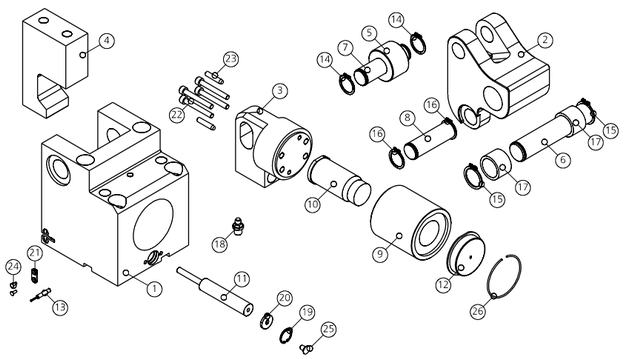

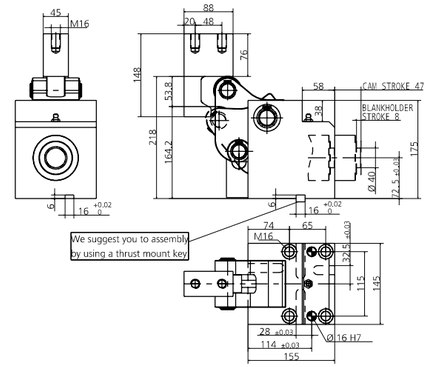

POS.	CODE	DESCRIPTION	Q.TY
001	8000.0043.1880	CORPO CAMMA / CAM BODY / GRUNDGEHÄUSE	1
002	8001.0043.1180.000	LEVA / LEVER / NOCKE 0	1
002	8001.0043.1180.610	LEVA / LEVER / NOCKE +0.01 +10	1*OPTION
002	8001.0043.1180.620	LEVA / LEVER / NOCKE +10.01 +20	1*OPTION
002	8001.0043.1180.630	LEVA / LEVER / NOCKE +20.01 +30	1*OPTION
002	8001.0043.1180.640	LEVA / LEVER / NOCKE +30.01 +40	1*OPTION
002	8001.0043.1180.710	LEVA / LEVER / NOCKE -0.01 -10	1*OPTION
002	8001.0043.1180.720	LEVA / LEVER / NOCKE -10.01 -20	1*OPTION
002	8001.0043.1180.730	LEVA / LEVER / NOCKE -20.01 -30	1*OPTION
002	8001.0043.1180.740	LEVA / LEVER / NOCKE -30.01 -40	1*OPTION
003	8002.0043.1880	FLANGIA / FLANGE / FLANSCH	1
004	8003.1480.0880.450.001	INCUDINE / ANVIL / DRUCKSTÜCK	1*OPTION
005	8004.0500.0330.250.001	ROTELLA / ROLLER / ROLLE	1
006	8005.1450.1358.300.001	PERNO / PIN / STIFT	1
007	8005.0924.0838.250.001	PERNO / PIN / STIFT	1
008	8005.0834.0748.250.001	PERNO / PIN / STIFT	1
009	9030.040.001	CILINDRO SPECIALE / SPECIAL CYLINDER / SPEZIALZYLINDER	1
010	9090.3JBM2.400.090	PUNZONE TC CON ESPULSORE / HEADED PUNCH WITH EJECTOR / SCHNEIDSTEMPEL MIT ABSTOSSER 40 90	1*OPTION
010	9090.3JBM2.400.100	PUNZONE TC CON ESPULSORE / HEADED PUNCH WITH EJECTOR / SCHNEIDSTEMPEL MIT ABSTOSSER 40 100	1*OPTION
010	093J_M2.400.090	PUNZONE TC CON ESPULSORE / HEADED PUNCH WITH EJECTOR / SCHNEIDSTEMPEL MIT ABSTOSSER 40 90	1*OPTION
010	093J_M2.400.100	PUNZONE TC CON ESPULSORE / HEADED PUNCH WITH EJECTOR / SCHNEIDSTEMPEL MIT ABSTOSSER 40 100	1*OPTION
011	9000.0050.0019.001	CILINDRO DI RITORNO / RETURN CYLINDER / RÜCK ZYLINDER	1
012	9016.090.040.001	PREMILAMIERA CORTO / SHORT BLANKHOLDER / KURZ BLECHHALTER 90MM	1*CHOOSE
012	9016.090.040.002	PREMILAMIERA LUNGO / LONG BLANKHOLDER / LANG BLECHHALTER 90MM	1*CHOOSE
012	9016.100.040.001	PREMILAMIERA CORTO / SHORT BLANKHOLDER / KURZ BLECHHALTER 100MM	1*CHOOSE
012	9016.100.040.002	PREMILAMIERA LUNGO / LONG BLANKHOLDER / LANG BLECHHALTER 100MM	1*CHOOSE
012	8016.090.040.001	PREMILAMIERA CORTO / SHORT BLANKHOLDER / KURZ BLECHHALTER 90MM	1*OPTION
012	8016.090.040.002	PREMILAMIERA LUNGO / LONG BLANKHOLDER / LANG BLECHHALTER 90MM	1*OPTION
012	8016.100.040.001	PREMILAMIERA CORTO / SHORT BLANKHOLDER / KURZ BLECHHALTER 100MM	1*OPTION
012	8016.100.040.002	PREMILAMIERA LUNGO / LONG BLANKHOLDER / LANG BLECHHALTER 100MM	1*OPTION
013	9003.0001	SENSORE DI SICUREZZA / SECURITY SENSOR / SENSOR FÜR SICHERHEIT	1*OPTION
014	9004.1250.001	SEEGER / SEEGER / SEEGERRING	2
015	9004.1300.001	SEEGER / SEEGER / SEEGERRING	2
016	9004.1250.001	SEEGER / SEEGER / SEEGERRING	2
017	9005.0125.0030.001	CUSCINETTO / BEARING / LAGER	2
018	9006.003	INGRASSATORE / NIPPLE / SCHMIERUNG	1
019	9004.2220.001	SEEGER / SEEGER / SEEGERRING	1
020	8006.0130.0218.065.001	RONDELLA / WASHER / UNTERLEGSCHEIBE	1
021	8030.0230.0100.020.001	PIASTRA / PLATE / PLATTE	1
022	9007.08.045.129.1.4762	VITE / SCREW / SCHRAUBE M8X45	4
023	9028.060.020.8735	SPINA CILINDRICA / DOWEL PIN / ZYLINDERSTIFT D6X20	2
024	9007.03.005.048.1.7687	VITE / SCREW / SCHRAUBE M4X30	2
025	9007.06.014.129.1.5933	VITE / SCREW / SCHRAUBE M6X14	1
026	9004.2680.001	SEEGER / SEEGER / SEEGERRING	1

002 (8001) LEVA / LEVER / NOCKE

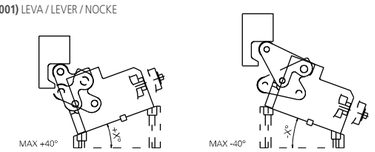

0010 (9090) PUNZONE SBOZZATO / BLANK PUNCH / ROHLING SCHNEIDSTEMPEL ISO8020

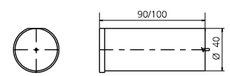

010 (093J_) PUNZONE SAGOMATO / SHAPED PUNCH / GEFORMT SCHNEIDSTEMPEL ISO8020

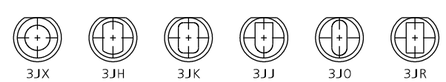

012 (9016) PREMILAMIERA SBOZZATO / BLANK-BLANKHOLDER / ROHLING BLECHHALTER

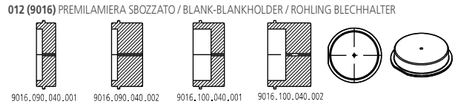

012 (8016) PREMILAMIERA SAGOMATO / SHAPED BLANKHOLDER / GEFORMT BLECHHALTER

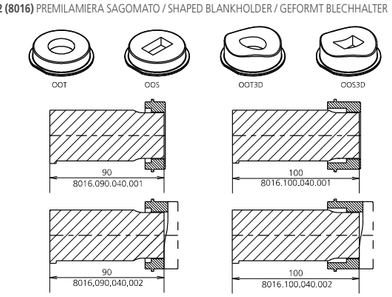

013 (9003) SENSORE / SENSOR / SENSOR

MODELLO D'ORDINE / ORDER EXAMPLE / BESTELLBEISPIEL

MODEL **0143.1880** INCLINATION **+10°** BLANKHOLDER **9016/8016.** ____ OPTION CODE **8001.0043.1180.610**

0143.3303 - CAM MAE3300-63

PATENT PENDING

FORZA INIZIALE DI ESTRAZIONE / INITIAL EXTRACTION FORCE / RÜCKZUGSKRAFT **3300 daN**

SFORZO MAX TRANCIO / CUTTING MAX FORCE / MAXIMALE SCHNITTKRAFT **30000 daN**

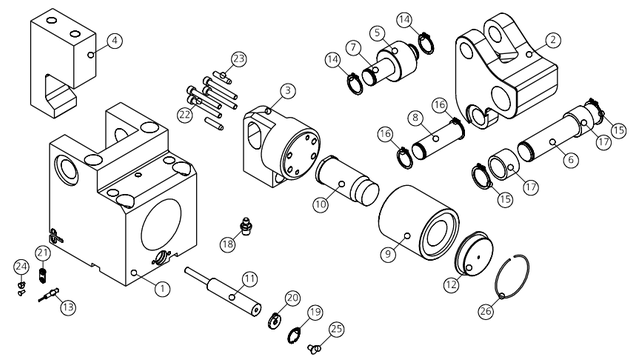

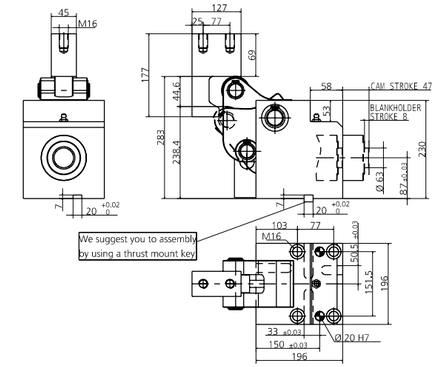

POS.	CODE	DESCRIPTION	Q.TY
001	8000.0043.3300	CORPO CAMMA / CAM BODY / GRUNDGEHÄUSE	1
002	8001.0043.3300.000	LEVA / LEVER / NOCKE 0	1
002	8001.0043.3300.615	LEVA / LEVER / NOCKE +0.01 +15	1*OPTION
002	8001.0043.3300.630	LEVA / LEVER / NOCKE +15.01 +30	1*OPTION
002	8001.0043.3300.645	LEVA / LEVER / NOCKE +30.01 +45	1*OPTION
002	8001.0043.3300.715	LEVA / LEVER / NOCKE -0.01 -15	1*OPTION
002	8001.0043.3300.730	LEVA / LEVER / NOCKE -15.01 -30	1*OPTION
002	8001.0043.3300.745	LEVA / LEVER / NOCKE -30.01 -45	1*OPTION
003	8002.0043.3300	FLANGIA / FLANGE / FLANSCH	1
004	8003.1770.1270.450.001	INCUDINE / ANVIL / DRUCKSTÜCK	1*OPTION
005	8004.0700.0400.350.001	ROTELLA / ROLLER / ROLLE	1
006	8005.1955.1838.400.001	PERNO / PIN / STIFT	1
007	8005.1160.1068.350.001	PERNO / PIN / STIFT	1
008	8005.1060.0966.350.001	PERNO / PIN / STIFT	1
009	9030.063.001	CILINDRO SPECIALE / SPECIAL CYLINDER / SPEZIALZYLINDER	1
010	9090.3JBM2.630.090	PUNZONE TC CON ESPULSORE / HEADED PUNCH WITH EJECTOR / SCHNEIDSTEMPEL MIT ABSTOSSER 63 90	1*OPTION
010	9090.3JBM2.630.100	PUNZONE TC CON ESPULSORE / HEADED PUNCH WITH EJECTOR / SCHNEIDSTEMPEL MIT ABSTOSSER 63 100	1*OPTION
010	093J_M2.630.090	PUNZONE TC CON ESPULSORE / HEADED PUNCH WITH EJECTOR / SCHNEIDSTEMPEL MIT ABSTOSSER 63 90	1*OPTION
010	093J_M2.630.100	PUNZONE TC CON ESPULSORE / HEADED PUNCH WITH EJECTOR / SCHNEIDSTEMPEL MIT ABSTOSSER 63 100	1*OPTION
011	9000.0050.0019.001	CILINDRO DI RITORNO / RETURN CYLINDER / RÜCK ZYLINDER	1
012	9016.090.063.001	PREMILAMIERA CORTO / SHORT BLANKHOLDER / KURZ BLECHHALTER 90MM	1*CHOOSE
012	9016.090.063.002	PREMILAMIERA LUNGO / LONG BLANKHOLDER / LANG BLECHHALTER 90MM	1*CHOOSE
012	9016.100.063.001	PREMILAMIERA CORTO / SHORT BLANKHOLDER / KURZ BLECHHALTER 100MM	1*CHOOSE
012	9016.100.063.002	PREMILAMIERA LUNGO / LONG BLANKHOLDER / LANG BLECHHALTER 100MM	1*CHOOSE
012	8016.090.063.001	PREMILAMIERA CORTO / SHORT BLANKHOLDER / KURZ BLECHHALTER 90MM	1*OPTION
012	8016.090.063.002	PREMILAMIERA LUNGO / LONG BLANKHOLDER / LANG BLECHHALTER 90MM	1*OPTION
012	8016.100.063.001	PREMILAMIERA CORTO / SHORT BLANKHOLDER / KURZ BLECHHALTER 100MM	1*OPTION
012	8016.100.063.002	PREMILAMIERA LUNGO / LONG BLANKHOLDER / LANG BLECHHALTER 100MM	1*OPTION
013	9003.0001	SENSORE DI SICUREZZA / SECURITY SENSOR / SENSOR FÜR SICHERHEIT	1*OPTION
014	9004.1350.001	SEEGER / SEEGER / SEEGERRING	2
015	9004.1400.001	SEEGER / SEEGER / SEEGERRING	2
016	9004.1350.001	SEEGER / SEEGER / SEEGERRING	2
017	9005.0120.0040.001	CUSCINETTO / BEARING / LAGER	2
018	9006.003	INGRASSATORE / NIPPLE / SCHMIERUNG	1
019	9004.2220.001	SEEGER / SEEGER / SEEGERRING	1
020	8006.0130.0218.065.001	RONDELLA / WASHER / UNTERLEGSCHEIBE	1
021	8030.0230.0100.020.001	PIASTRA / PLATE / PLATTE	1
022	9007.08.045.129.1.4762	VITE / SCREW / SCHRAUBE M8X45	6
023	9028.080.030.8735	SPINA CILINDRICA / DOWEL PIN / ZYLINDERSTIFT D8X30	2
024	9007.03.005.048.1.7687	VITE / SCREW / SCHRAUBE M4X30	2
025	9007.06.014.129.1.5933	VITE / SCREW / SCHRAUBE M6X14	1
026	9004.2980.001	SEEGER / SEEGER / SEEGERRING	1

002 (8001) LEVA / LEVER / NOCKE

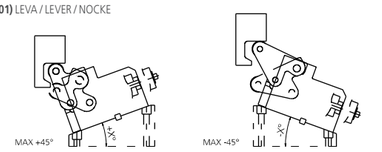

0010 (9090) PUNZONE SBOZZATO / BLANK PUNCH / ROHLING SCHNEIDSTEMPEL ISO8020

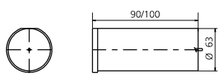

010 (093J_) PUNZONE SAGOMATO / SHAPED PUNCH / GEFORMT SCHNEIDSTEMPEL ISO8020

012 (9016) PREMILAMIERA SBOZZATO / BLANK-BLANKHOLDER / ROHLING BLECHHALTER

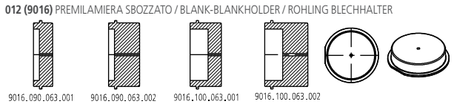

012 (8016) PREMILAMIERA SAGOMATO / SHAPED BLANKHOLDER / GEFORMT BLECHHALTER

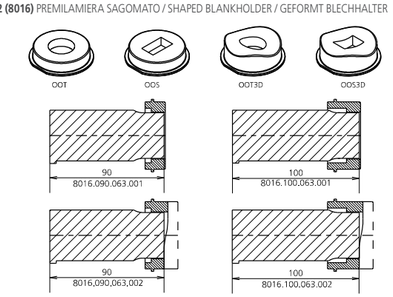

013 (9003) SENSORE / SENSOR / SENSOR

MODELLO D'ORDINE / ORDER EXAMPLE / BESTELLBEISPIEL

MODEL **0143.3303** INCLINATION **+10°** BLANKHOLDER **9016/8016.** ____ OPTION CODE **8001.0043.3300.615**

CAM **MASE**

Modello rappresentante il top di gamma della produzione Newstark, che ingloba soluzioni innovative e uniche: sistema di estrazione dell'utensile dalla lamiera mediante azoto integrato nel punzone standard ISO, quindi facilmente reperibile nel mercato, di potenza fino a 30000 daN., che può essere eventualmente sagomato rispetto a geometrie di tranciatura desiderate. Questa innovazione permette di aumentare in modo esponenziale la durata del prodotto e le possibilità applicative. Può essere montata in posizione orizzontale o inclinata (previo confronto con l'ufficio tecnico Newstark).

This model represents the top of Newstark's production, range which incorporates market unique and innovative solutions. The system fits an ISO standard direct integrated punch, easily available on the market, that can eventually be shaped to match with required geometries with power up to 30000 daN. This innovative system enables the increasing of the application possibilities and exponentially allows his life duration. Can be fitted horizontally or inclined (after comparison with Newstark's technical department).

Das Top-Modell der Newstark Stanzeinheiten mit einzigartigen und innovativen Lösungen. Die integrierte Stanzeinheit mit Gasdruckfederniederhalter. Diese bietet einen herausnehmbaren Niederhalterkopf mit bearbeitbarer Kontur und eine Stempelaufnahmemöglichkeit für ISO 8020- Schneidstempel, auch mit Formansatz bei einer Stanzkraft bis zu 30000 daN ohne die Baulänge der Stanzeinheit unnötig zu vergrössern. Dieses System ermöglicht im Vergleich zu herkömmlichen Systemen eine bis zu drei mal höhere Abstreifkraft. Geneigte Anwendungen können in Abstimmung mit dem technischen Büro von Newstark ermöglicht werden.

PUNTI DI FORZA / STRENGTHS / STÄRKEN

CAM **MASE**

ESEMPI DI APPLICAZIONI SPECIALI / EXAMPLES OF SPECIAL APPLICATIONS / BEISPIELE FÜR SPEZIELLE ANWENDUNGEN

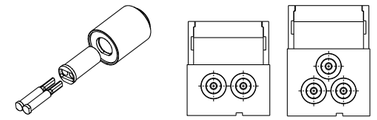

È possibile inserire più punzoni nella stessa unità!
It is possible put more punches in the same unit!
Es ist möglich, setzen mehr Lochstempel in der gleichen Einheit!

DISEGNO DEL MONTAGGIO / MOUNTING DESIGN / MONTAGEZEICHNUNG

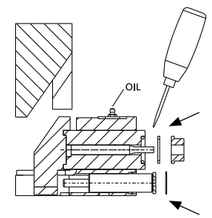

ATTENZIONE:
per eseguire la prova manualmente togliere il cilindro come indicato.
ATTENTION:
in order to manually perform the test, extract the cylinder as indicated.
ACHTUNG:
Stickstoffzylinder verbaut, Schieber nur in Grundstellung öffnen.

SMONTAGGIO PRODOTTO MASE / PRODUCT DISASSEMBLY MASE / DEMONTAGE DES PRODUKTES MASE

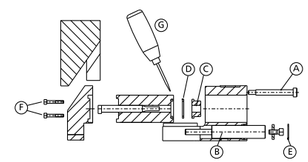

ATTENZIONE: cilindro a gas in pressione.
ATTENTION: gas cylinder under pressure.
ACHTUNG: Gasdruckfeder steht unter hohem Druck.

Attenzione: Assicurarsi che la camma sia nella sua posizione normale prima di eseguire qualsiasi lavoro di smontaggio o manutenzione.
1. Togliere il cilindro "B" rimuovendo il seeger "E" come indicato.
2. Togliere la slitta ed il cilindro speciale rimuovendo le viti "A"
3. Togliere viti "F" per controllare il punzone.
4. Rimuovere il seeger "D" togliendo lo stripper "C".
   L'Utensile "G" per rimuovere "D" è a disposizione su richiesta.
5. Eseguire le verifiche.
6. Rimontare con cura lubrificando con grasso bisolfuro di Molibdeno (MoS2).
   L'uso di questo grasso viene consigliato da Newstark.
7. Assicurare il corretto riposizionamento dei singoli componenti.

Lubrificare durante l'uso con grasso bisolfuro di Molibdeno (MoS2).

Attention: Undertake reassemly or maintenance work only when the cam unit is in its basic position.
1. Take off the cylinder "B" by removing the seeger "E" as shown.
2. Take off the slider and the special cylinder by removing the screws "E" as shown.
3. Take off the screws "F" to change the punch.
4. Take off the seeger "D" by removing stripper "C".
   The tool "G" to remove "D" is available on request.
5. Check the components.
6. Reassemble carefully using grease with disulfide molybdeno (MoS2).
   The use of this grease is recommended by Newstark.
7. Ensure the correct positioning of the individual components.

During use lubricate with grease with disulfide molybdeno (MoS2).

Achtung: Wartungs-und Demontagearbeiten nur in Grundstellung der Stanzeinheit vornehmen.
1. Seegering "E" entfernen um den Gasdruckfeder "B" herauszuziehen.
2. Lagerkeil und spezielle Zylinder herausnehmen um Schrauben "A" herausziehen.
3. Schrauben "F" lösen um den Lochstempel zu wechseln.
4. Sprengring "D" herausnehmen um den Abstreifer "C" zu entfernen.
   EinWerkzeug"G"zurEntfernungvonTeil "D"istaufAnfragelieferbar.
5. Komponenten prüfen.
6. Montage in umgekehrter Reihenfolge unter Verwendung von Molybdändisulfidfett (MoS2). Die Verwendung dieses Fett wird durch Newstark empfohlen.
7. Auf richtigen Sitz der einzelnen Komponenten achten.

Während des Gebrauches, mit Molybdändisulfidfett (MoS2) nachschmieren.

0147.5050 - CAM MASE505-10

PATENT PENDING

FORZA INIZIALE DI ESTRAZIONE / INITIAL EXTRACTION FORCE / RÜCKZUGSKRAFT **505 daN**

SFORZO MAX TRANCIO / CUTTING MAX FORCE / MAXIMALE SCHNITTKRAFT **4500 daN**

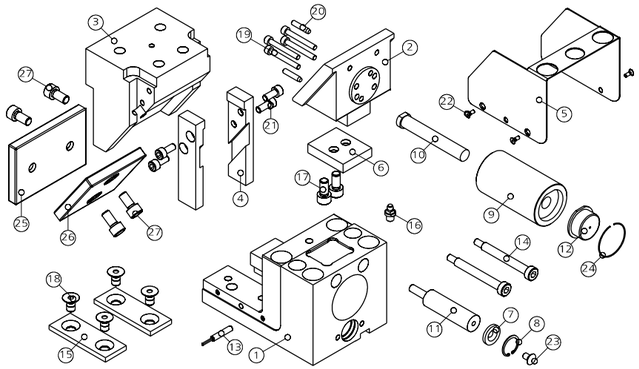

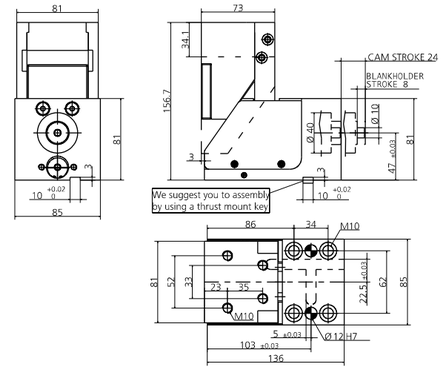

POS.	CODE	DESCRIPTION	Q.TY
001	8000.0047.0505	CORPO CAMMA / CAM BODY / GRUNDGEHÄUSE	1
002	8007.0047.0505	SLITTA / SLIDER / LAGERKEIL	1
003	8008.0047.0505	CUNEO / WEDGE / DRUCKSTÜCK	1
004	8009.0047.0505	STAFFA DI AGGANCIO / BRACKET ATTACHMENT / BRACKETBEFESTIGUNG	2
005	8010.0047.0505	COPERCHIO / COVER / KOPFPLATTE	1
006	8011.0047.0505	PIASTRA / PLATE / PLATTE	1
007	8006.0130.0218.065.001	RONDELLA / WASHER / UNTERLEGSCHEIBE	1
008	9004.2220.001	SEEGER / SEEGER / SEEGERRING	1
009	9030.010.001	CILINDRO SPECIALE / SPECIAL CYLINDER / SPEZIALZYLINDER	1
010	9090.3JBM2.100.090	PUNZONE SBOZZATO TC CON ESPULSORE / HEADED PUNCH WITH EJECTOR / SCHNEIDSTEMPEL MIT ABSTOSSER 10 90	1*OPTION
010	9090.3JBM2.100.100	PUNZONE SBOZZATO TC CON ESPULSORE / HEADED PUNCH WITH EJECTOR / SCHNEIDSTEMPEL MIT ABSTOSSER 10 100	1*OPTION
010	093J_M2.100.090	PUNZONE TC CON ESPULSORE / HEADED PUNCH WITH EJECTOR / SCHNEIDSTEMPEL MIT ABSTOSSER 10 90	1*OPTION
010	093J_M2.100.100	PUNZONE TC CON ESPULSORE / HEADED PUNCH WITH EJECTOR / SCHNEIDSTEMPEL MIT ABSTOSSER 10 100	1*OPTION
011	9000.0025.0019.004	CILINDRO DI RITORNO / RETURN CYLINDER / RÜCK ZYLINDER	1
012	9016.090.010.001	PREMILAMIERA CORTO / SHORT BLANKHOLDER / KURZ BLECHHALTER 90MM	1*CHOOSE
012	9016.090.010.002	PREMILAMIERA LUNGO / LONG BLANKHOLDER / LANG BLECHHALTER 90MM	1*CHOOSE
012	9016.100.010.001	PREMILAMIERA CORTO / SHORT BLANKHOLDER / KURZ BLECHHALTER 100MM	1*CHOOSE
012	9016.100.010.002	PREMILAMIERA LUNGO / LONG BLANKHOLDER / LANG BLECHHALTER 100MM	1*CHOOSE
012	8016.090.010.001	PREMILAMIERA CORTO / SHORT BLANKHOLDER / KURZ BLECHHALTER 90MM	1*OPTION
012	8016.090.010.002	PREMILAMIERA LUNGO / LONG BLANKHOLDER / LANG BLECHHALTER 90MM	1*OPTION
012	8016.100.010.001	PREMILAMIERA CORTO / SHORT BLANKHOLDER / KURZ BLECHHALTER 100MM	1*OPTION
012	8016.100.010.002	PREMILAMIERA LUNGO / LONG BLANKHOLDER / LANG BLECHHALTER 100MM	1*OPTION
013	9003.0001	SENSORE DI SICUREZZA / SECURITY SENSOR / SENSOR FÜR SICHERHEIT	1*OPTION
014	9008.0608.055	VITE A COLLETTO / SHOULDER SCREW / ANSATZSCHRAUBE	2
015	8012.0700.0280.050.001	PIASTRA DI SCORRIMENTO / WEAR PLATE / DRUCKPLATTE	2
016	9006.002	INGRASSATORE / NIPPLE / SCHMIERUNG	1
017	9007.06.010.088.1.9327	VITE / SCREW / SCHRAUBE M6X10	2
018	9007.08.010.129.1.5933	VITE / SCREW / SCHRAUBE M8X10	4
019	9007.04.020.129.1.4762	VITE / SCREW / SCHRAUBE M4X20	4
020	9028.040.010.8735	SPINA CILINDRICA / DOWEL PIN / ZYLINDERSTIFT D4X10	2
021	9007.06.012.129.1.4762	VITE / SCREW / SCHRAUBE M6X12	4
022	9007.03.005.048.1.7687	VITE / SCREW / SCHRAUBE M3X5	4
023	9007.06.014.129.1.5933	VITE / SCREW / SCHRAUBE M6X14	1
024	9004.2290.001	SEEGER / SEEGER / SEEGERRING	1
025	8012.0810.0550.100.001	PIASTRA DI SCORRIMENTO / WEAR PLATE / DRUCKPLATTE	1
026	8012.0650.0600.100.001	PIASTRA DI SCORRIMENTO / WEAR PLATE / DRUCKPLATTE	1
027	9007.08.016.129.1.9327	VITE / SCREW / SCHRAUBE M8X16	4

POSSIBILI INCLINAZIONI / POSSIBLE INCLINATIONS / MÖGLICHE NEIGUNGEN

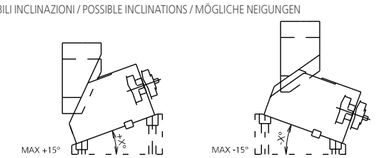

0010 (9090) PUNZONE SBOZZATO / BLANK PUNCH / ROHLING SCHNEIDSTEMPEL ISO8020

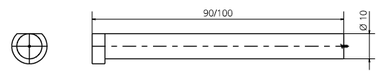

010 (093J_) PUNZONE SAGOMATO / SHAPED PUNCH / GEFORMT SCHNEIDSTEMPEL ISO8020

012 (9016) PREMILAMIERA SBOZZATO / BLANK-BLANKHOLDER / ROHLING BLECHHALTER

012 (8016) PREMILAMIERA SAGOMATO / SHAPED BLANKHOLDER / GEFORMT BLECHHALTER

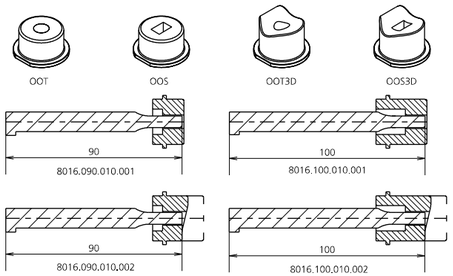

013 (9003) SENSORE / SENSOR / SENSOR

MODELLO D'ORDINE / ORDER EXAMPLE / BESTELLBEISPIEL

MODEL **0147.5050** BLANKHOLDER **9016/8016.____** OPTION CODE **9003.0001**

0147.6953 - CAM MASE695-13

PATENT PENDING

FORZA INIZIALE DI ESTRAZIONE / INITIAL EXTRACTION FORCE / RÜCKZUGSKRAFT **695 daN**

SFORZO MAX TRANCIO / CUTTING MAX FORCE / MAXIMALE SCHNITTKRAFT **6000 daN**

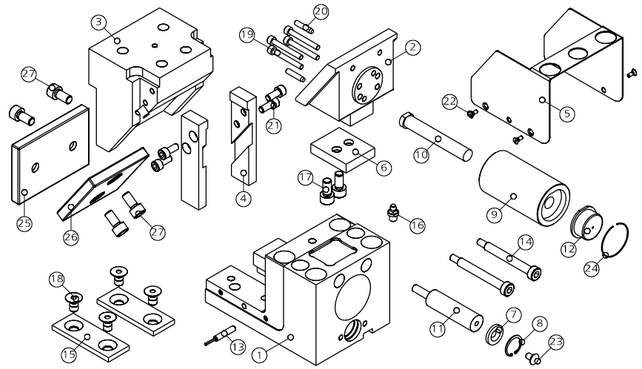

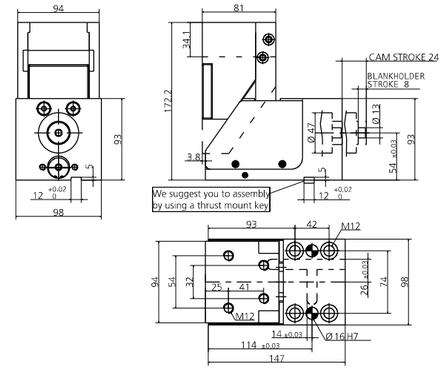

POS.	CODE	DESCRIPTION	Q.TY
001	8000.0047.0695	CORPO CAMMA / CAM BODY / GRUNDGEHÄUSE	1
002	8007.0047.0695	SLITTA / SLIDER / LAGERKEIL	1
003	8008.0047.0695	CUNEO / WEDGE / DRUCKSTÜCK	1
004	8009.0047.0695	STAFFA DI AGGANCIO / BRACKET ATTACHMENT / BRACKETBEFESTIGUNG	2
005	8010.0047.0695	COPERCHIO / COVER / KOPFPLATTE	1
006	8011.0047.0695	PIASTRA / PLATE / PLATTE	1
007	8006.0130.0218.065.001	RONDELLA / WASHER / UNTERLEGSCHEIBE	1
008	9004.2220.001	SEEGER / SEEGER / SEEGERRING	1
009	9030.013.001	CILINDRO SPECIALE / SPECIAL CYLINDER / SPEZIALZYLINDER	1
010	9090.3JBM2.130.090	PUNZONE SBOZZATO TC CON ESPULSORE / HEADED PUNCH WITH EJECTOR / SCHNEIDSTEMPEL MIT ABSTOSSER 13 90	1*OPTION
010	9090.3JBM2.130.100	PUNZONE SBOZZATO TC CON ESPULSORE / HEADED PUNCH WITH EJECTOR / SCHNEIDSTEMPEL MIT ABSTOSSER 13 100	1*OPTION
010	093J_M2.130.090	PUNZONE TC CON ESPULSORE / HEADED PUNCH WITH EJECTOR / SCHNEIDSTEMPEL MIT ABSTOSSER 13 90	1*OPTION
010	093J_M2.130.100	PUNZONE TC CON ESPULSORE / HEADED PUNCH WITH EJECTOR / SCHNEIDSTEMPEL MIT ABSTOSSER 13 100	1*OPTION
011	9000.0025.0019.004	CILINDRO DI RITORNO / RETURN CYLINDER / RÜCK ZYLINDER	1
012	9016.090.136.001	PREMILAMIERA CORTO / SHORT BLANKHOLDER / KURZ BLECHHALTER 90MM	1*CHOOSE
012	9016.090.136.002	PREMILAMIERA LUNGO / LONG BLANKHOLDER / LANG BLECHHALTER 90MM	1*CHOOSE
012	9016.100.136.001	PREMILAMIERA CORTO / SHORT BLANKHOLDER / KURZ BLECHHALTER 100MM	1*CHOOSE
012	9016.100.136.002	PREMILAMIERA LUNGO / LONG BLANKHOLDER / LANG BLECHHALTER 100MM	1*CHOOSE
012	8016.090.136.001	PREMILAMIERA CORTO / SHORT BLANKHOLDER / KURZ BLECHHALTER 90MM	1*OPTION
012	8016.090.136.002	PREMILAMIERA LUNGO / LONG BLANKHOLDER / LANG BLECHHALTER 90MM	1*OPTION
012	8016.100.136.001	PREMILAMIERA CORTO / SHORT BLANKHOLDER / KURZ BLECHHALTER 100MM	1*OPTION
012	8016.100.136.002	PREMILAMIERA LUNGO / LONG BLANKHOLDER / LANG BLECHHALTER 100MM	1*OPTION
013	9003.0001	SENSORE DI SICUREZZA / SECURITY SENSOR / SENSOR FÜR SICHERHEIT	1*OPTION
014	9008.0608.060	VITE A COLLETTO / SHOULDER SCREW / ANSATZSCHRAUBE	2
015	9012.0750.0280.050.001	PIASTRA DI SCORRIMENTO / WEAR PLATE / DRUCKPLATTE	2
016	9006.002	INGRASSATORE / NIPPLE / SCHMIERUNG	1
017	9007.08.012.088.1.9327	VITE / SCREW / SCHRAUBE M8X12	2
018	9007.08.010.129.1.5933	VITE / SCREW / SCHRAUBE M8X10	4
019	9007.05.025.129.1.4762	VITE / SCREW / SCHRAUBE M5X25	4
020	9028.050.012.8735	SPINA CILINDRICA / DOWEL PIN / ZYLINDERSTIFT D5X12	2
021	9007.06.012.129.1.4762	VITE / SCREW / SCHRAUBE M6X12	4
022	9007.03.005.048.1.7687	VITE / SCREW / SCHRAUBE M3X5	4
023	9007.06.014.129.1.5933	VITE / SCREW / SCHRAUBE M6X14	1
024	9004.2350.001	SEEGER / SEEGER / SEEGERRING	1
025	8012.0940.0650.100.001	PIASTRA DI SCORRIMENTO / WEAR PLATE / DRUCKPLATTE	1
026	8012.0750.0730.100.001	PIASTRA DI SCORRIMENTO / WEAR PLATE / DRUCKPLATTE	1
027	9007.08.016.129.1.9327	VITE / SCREW / SCHRAUBE M8X16	4

POSSIBILI INCLINAZIONI / POSSIBLE INCLINATIONS / MÖGLICHE NEIGUNGEN

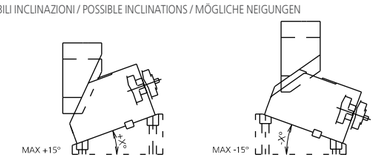

0010 (9090) PUNZONE SBOZZATO / BLANK PUNCH / ROHLING SCHNEIDSTEMPEL ISO8020

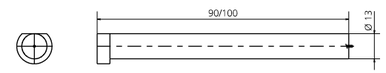

010 (093J_) PUNZONE SAGOMATO / SHAPED PUNCH / GEFORMT SCHNEIDSTEMPEL ISO8020

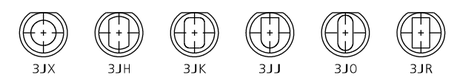

012 (9016) PREMILAMIERA SBOZZATO / BLANK-BLANKHOLDER / ROHLING BLECHHALTER

012 (8016) PREMILAMIERA SAGOMATO / SHAPED BLANKHOLDER / GEFORMT BLECHHALTER

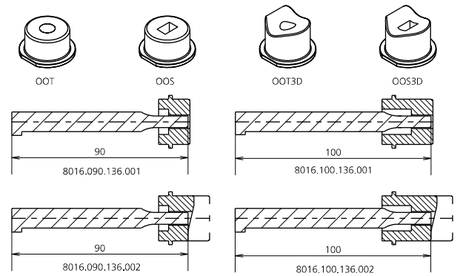

013 (9003) SENSORE / SENSOR / SENSOR

MODELLO D'ORDINE / ORDER EXAMPLE / BESTELLBEISPIEL

MODEL **0147.6953** BLANKHOLDER **9016/8016.____** OPTION CODE **9003.0001**

0147.6956 - CAM MASE695-16

PATENT PENDING

FORZA INIZIALE DI ESTRAZIONE / INITIAL EXTRACTION FORCE / RÜCKZUGSKRAFT **695 daN**

SFORZO MAX TRANCIO / CUTTING MAX FORCE / MAXIMALE SCHNITTKRAFT **6000 daN**

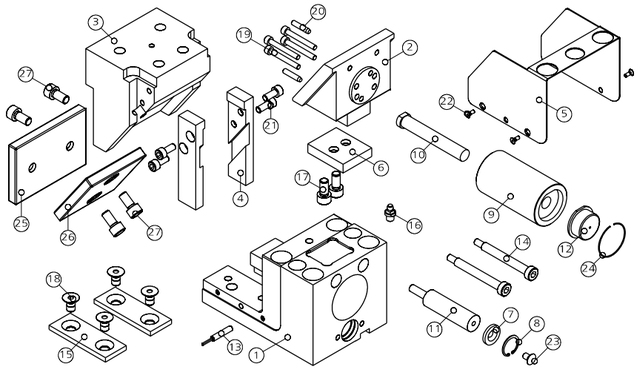

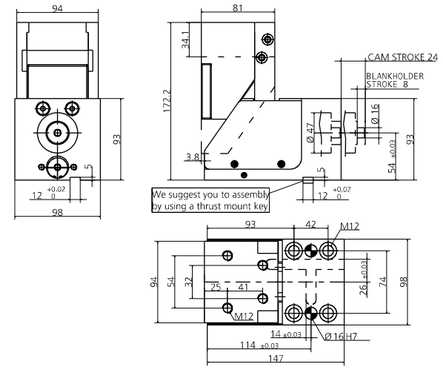

POS.	CODE	DESCRIPTION	Q.TY
001	8000.0047.0695	CORPO CAMMA / CAM BODY / GRUNDGEHÄUSE	1
002	8007.0047.0695	SLITTA / SLIDER / LAGERKEIL	1
003	8008.0047.0695	CUNEO / WEDGE / DRUCKSTÜCK	1
004	8009.0047.0695	STAFFA DI AGGANCIO / BRACKET ATTACHMENT / BRACKETBEFESTIGUNG	2
005	8010.0047.0695	COPERCHIO / COVER / KOPFPLATTE	1
006	8011.0047.0695	PIASTRA / PLATE / PLATTE	1
007	8006.0130.0218.065.001	RONDELLA / WASHER / UNTERLEGSCHEIBE	1
008	9004.2220.001	SEEGER / SEEGER / SEEGERRING	1
009	9030.016.001	CILINDRO SPECIALE / SPECIAL CYLINDER / SPEZIALZYLINDER	1
010	9090.3JBM2.160.090	PUNZONE SBOZZATO TC CON ESPULSORE / HEADED PUNCH WITH EJECTOR / SCHNEIDSTEMPEL MIT ABSTOSSER 16 90	1*OPTION
010	9090.3JBM2.160.100	PUNZONE SBOZZATO TC CON ESPULSORE / HEADED PUNCH WITH EJECTOR / SCHNEIDSTEMPEL MIT ABSTOSSER 16 100	1*OPTION
010	093J_M2.160.090	PUNZONE TC CON ESPULSORE / HEADED PUNCH WITH EJECTOR / SCHNEIDSTEMPEL MIT ABSTOSSER 16 90	1*OPTION
010	093J_M2.160.100	PUNZONE TC CON ESPULSORE / HEADED PUNCH WITH EJECTOR / SCHNEIDSTEMPEL MIT ABSTOSSER 16 100	1*OPTION
011	9000.0025.0019.004	CILINDRO DI RITORNO / RETURN CYLINDER / RÜCK ZYLINDER	1
012	9016.090.136.001	PREMILAMIERA CORTO / SHORT BLANKHOLDER / KURZ BLECHHALTER 90MM	1*CHOOSE
012	9016.090.136.002	PREMILAMIERA LUNGO / LONG BLANKHOLDER / LANG BLECHHALTER 90MM	1*CHOOSE
012	9016.100.136.001	PREMILAMIERA CORTO / SHORT BLANKHOLDER / KURZ BLECHHALTER 100MM	1*CHOOSE
012	9016.100.136.002	PREMILAMIERA LUNGO / LONG BLANKHOLDER / LANG BLECHHALTER 100MM	1*CHOOSE
012	8016.090.136.001	PREMILAMIERA CORTO / SHORT BLANKHOLDER / KURZ BLECHHALTER 90MM	1*OPTION
012	8016.090.136.002	PREMILAMIERA LUNGO / LONG BLANKHOLDER / LANG BLECHHALTER 90MM	1*OPTION
012	8016.100.136.001	PREMILAMIERA CORTO / SHORT BLANKHOLDER / KURZ BLECHHALTER 100MM	1*OPTION
012	8016.100.136.002	PREMILAMIERA LUNGO / LONG BLANKHOLDER / LANG BLECHHALTER 100MM	1*OPTION
013	9003.0001	SENSORE DI SICUREZZA / SECURITY SENSOR / SENSOR FÜR SICHERHEIT	1*OPTION
014	9008.0608.060	VITE A COLLETTO / SHOULDER SCREW / ANSATZSCHRAUBE	2
015	9012.0750.0280.050.001	PIASTRA DI SCORRIMENTO / WEAR PLATE / DRUCKPLATTE	2
016	9006.002	INGRASSATORE / NIPPLE / SCHMIERUNG	1
017	9007.08.012.088.1.9327	VITE / SCREW / SCHRAUBE M8X12	2
018	9007.08.010.129.1.5933	VITE / SCREW / SCHRAUBE M8X10	4
019	9007.05.025.129.1.4762	VITE / SCREW / SCHRAUBE M5X25	4
020	9028.050.012.8735	SPINA CILINDRICA / DOWEL PIN / ZYLINDERSTIFT D5X12	2
021	9007.06.012.129.1.4762	VITE / SCREW / SCHRAUBE M6X12	4
022	9007.03.005.048.1.7687	VITE / SCREW / SCHRAUBE M3X5	4
023	9007.06.014.129.1.5933	VITE / SCREW / SCHRAUBE M6X14	1
024	9004.2350.001	SEEGER / SEEGER / SEEGERRING	1
025	8012.0940.0650.100.001	PIASTRA DI SCORRIMENTO / WEAR PLATE / DRUCKPLATTE	1
026	8012.0750.0730.100.001	PIASTRA DI SCORRIMENTO / WEAR PLATE / DRUCKPLATTE	1
027	9007.08.016.129.1.9327	VITE / SCREW / SCHRAUBE M8X16	4

POSSIBILI INCLINAZIONI / POSSIBLE INCLINATIONS / MÖGLICHE NEIGUNGEN

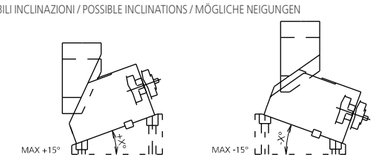

0010 (9090) PUNZONE SBOZZATO / BLANK PUNCH / ROHLING SCHNEIDSTEMPEL ISO8020

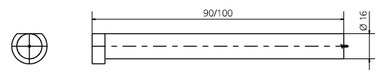

010 (093J_) PUNZONE SAGOMATO / SHAPED PUNCH / GEFORMT SCHNEIDSTEMPEL ISO8020

012 (9016) PREMILAMIERA SBOZZATO / BLANK-BLANKHOLDER / ROHLING BLECHHALTER

012 (8016) PREMILAMIERA SAGOMATO / SHAPED BLANKHOLDER / GEFORMT BLECHHALTER

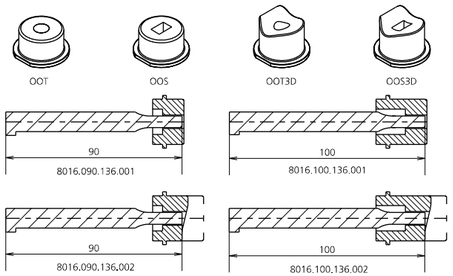

013 (9003) SENSORE / SENSOR / SENSOR

MODELLO D'ORDINE / ORDER EXAMPLE / BESTELLBEISPIEL

MODEL **0147.6956** BLANKHOLDER **9016/8016.____** OPTION CODE **9003.0001**

0147.1160 - CAM MASE1160-20

PATENT PENDING

FORZA INIZIALE DI ESTRAZIONE / INITIAL EXTRACTION FORCE / RÜCKZUGSKRAFT **1160 daN**

SFORZO MAX TRANCIO / CUTTING MAX FORCE / MAXIMALE SCHNITTKRAFT **9000 daN**

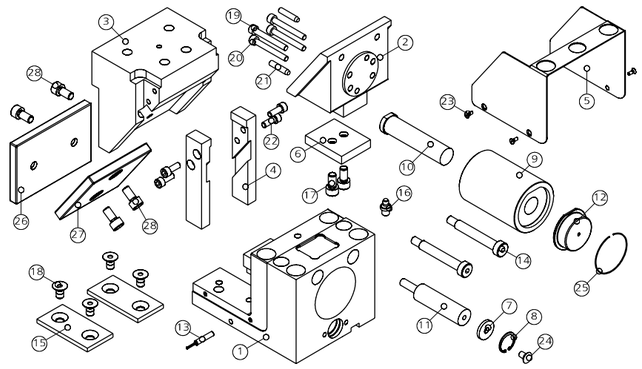

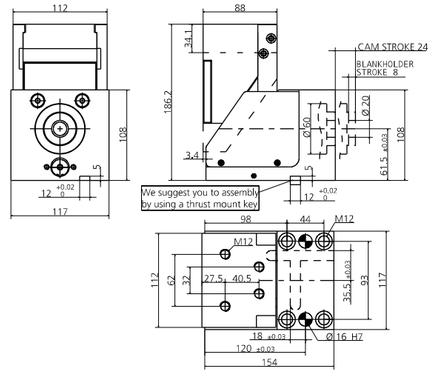

POS.	CODE	DESCRIPTION	Q.TY
001	8000.0047.1160	CORPO CAMMA / CAM BODY / GRUNDGEHÄUSE	1
002	8007.0047.1160	SLITTA / SLIDER / LAGERKEIL	1
003	8008.0047.1160	CUNEO / WEDGE / DRUCKSTÜCK	1
004	8009.0047.1160	STAFFA DI AGGANCIO / BRACKET ATTACHMENT / BRACKETBEFESTIGUNG	2
005	8010.0047.1160	COPERCHIO / COVER / KOPFPLATTE	1
006	8011.0047.1160	PIASTRA / PLATE / PLATTE	1
007	8006.0130.0218.065.001	RONDELLA / WASHER / UNTERLEGSCHEIBE	1
008	9004.2220.001	SEEGER / SEEGER / SEEGERRING	1
009	9030.020.001	CILINDRO SPECIALE / SPECIAL CYLINDER / SPEZIALZYLINDER	1
010	9090.3JBM2.200.090	PUNZONE SBOZZATO TC CON ESPULSORE / HEADED PUNCH WITH EJECTOR / SCHNEIDSTEMPEL MIT ABSTOSSER 20 90	1*OPTION
010	9090.3JBM2.200.100	PUNZONE SBOZZATO TC CON ESPULSORE / HEADED PUNCH WITH EJECTOR / SCHNEIDSTEMPEL MIT ABSTOSSER 20 100	1*OPTION
010	093J_M2.200.090	PUNZONE TC CON ESPULSORE / HEADED PUNCH WITH EJECTOR / SCHNEIDSTEMPEL MIT ABSTOSSER 20 90	1*OPTION
010	093J_M2.200.100	PUNZONE TC CON ESPULSORE / HEADED PUNCH WITH EJECTOR / SCHNEIDSTEMPEL MIT ABSTOSSER 20 100	1*OPTION
011	9000.0025.0019.004	CILINDRO DI RITORNO / RETURN CYLINDER / RÜCK ZYLINDER	1
012	9016.090.205.001	PREMILAMIERA CORTO / SHORT BLANKHOLDER / KURZ BLECHHALTER 90MM	1*CHOOSE
012	9016.090.205.002	PREMILAMIERA LUNGO / LONG BLANKHOLDER / LANG BLECHHALTER 90MM	1*CHOOSE
012	9016.100.205.001	PREMILAMIERA CORTO / SHORT BLANKHOLDER / KURZ BLECHHALTER 100MM	1*CHOOSE
012	9016.100.205.002	PREMILAMIERA LUNGO / LONG BLANKHOLDER / LANG BLECHHALTER 100MM	1*CHOOSE
012	8016.090.205.001	PREMILAMIERA CORTO / SHORT BLANKHOLDER / KURZ BLECHHALTER 90MM	1*OPTION
012	8016.090.205.002	PREMILAMIERA LUNGO / LONG BLANKHOLDER / LANG BLECHHALTER 90MM	1*OPTION
012	8016.100.205.001	PREMILAMIERA CORTO / SHORT BLANKHOLDER / KURZ BLECHHALTER 100MM	1*OPTION
012	8016.100.205.002	PREMILAMIERA LUNGO / LONG BLANKHOLDER / LANG BLECHHALTER 100MM	1*OPTION
013	9003.0001	SENSORE DI SICUREZZA / SECURITY SENSOR / SENSOR FÜR SICHERHEIT	1*OPTION
014	9008.0810.060	VITE A COLLETTO / SHOULDER SCREW / ANSATZSCHRAUBE	2
015	9012.0750.0380.050.001	PIASTRA DI SCORRIMENTO / WEAR PLATE / DRUCKPLATTE	2
016	9006.002	INGRASSATORE / NIPPLE / SCHMIERUNG	1
017	9007.08.012.088.1.9327	VITE / SCREW / SCHRAUBE M8X12	2
018	9007.08.010.129.1.5933	VITE / SCREW / SCHRAUBE M8X10	4
019	9007.06.040.129.1.4762	VITE / SCREW / SCHRAUBE M6X40	2
020	9007.06.050.129.1.4762	VITE / SCREW / SCHRAUBE M6X50	2
021	9028.060.020.8735	SPINA CILINDRICA / DOWEL PIN / ZYLINDERSTIFT D6X20	2
022	9007.06.016.129.1.4762	VITE / SCREW / SCHRAUBE M6X16	4
023	9007.03.005.048.1.7687	VITE / SCREW / SCHRAUBE M3X5	4
024	9007.06.014.129.1.5933	VITE / SCREW / SCHRAUBE M6X14	1
025	9004.2480.001	SEEGER / SEEGER / SEEGERRING	1
026	8012.1120.0750.100.001	PIASTRA DI SCORRIMENTO / WEAR PLATE / DRUCKPLATTE	1
027	8012.0880.0870.100.001	PIASTRA DI SCORRIMENTO / WEAR PLATE / DRUCKPLATTE	1
028	9007.08.016.129.1.9327	VITE / SCREW / SCHRAUBE M8X16	4

POSSIBILI INCLINAZIONI / POSSIBLE INCLINATIONS / MÖGLICHE NEIGUNGEN

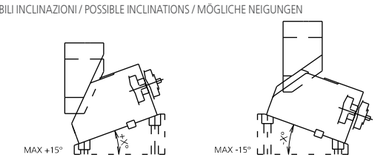

0010 (9090) PUNZONE SBOZZATO / BLANK PUNCH / ROHLING SCHNEIDSTEMPEL ISO8020

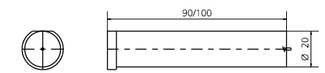

010 (093J_) PUNZONE SAGOMATO / SHAPED PUNCH / GEFORMT SCHNEIDSTEMPEL ISO8020

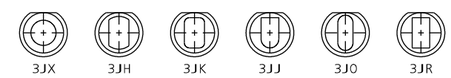

012 (9016) PREMILAMIERA SBOZZATO / BLANK-BLANKHOLDER / ROHLING BLECHHALTER

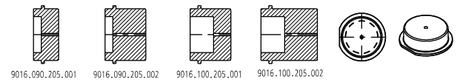

012 (8016) PREMILAMIERA SAGOMATO / SHAPED BLANKHOLDER / GEFORMT BLECHHALTER

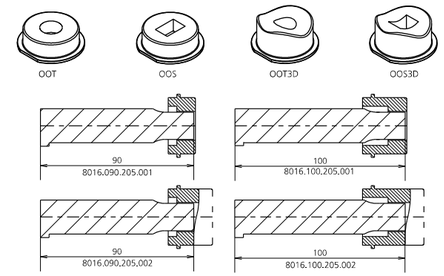

013 (9003) SENSORE / SENSOR / SENSOR

MODELLO D'ORDINE / ORDER EXAMPLE / BESTELLBEISPIEL

MODEL **0147.1160** BLANKHOLDER **9016/8016.____** OPTION CODE **9003.0001**

0147.1165 - CAM MASE1160-25

PATENT PENDING

FORZA INIZIALE DI ESTRAZIONE / INITIAL EXTRACTION FORCE / RÜCKZUGSKRAFT **1160 daN**

SFORZO MAX TRANCIO / CUTTING MAX FORCE / MAXIMALE SCHNITTKRAFT **9000 daN**

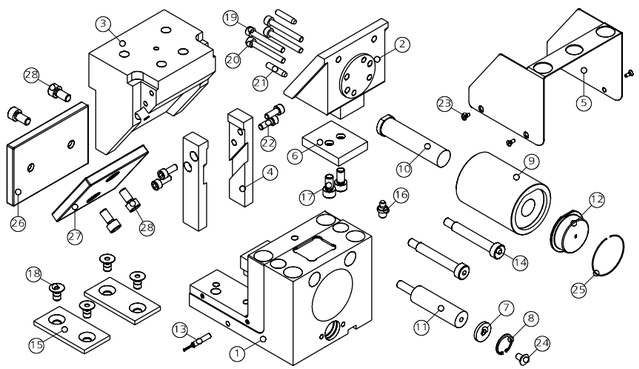

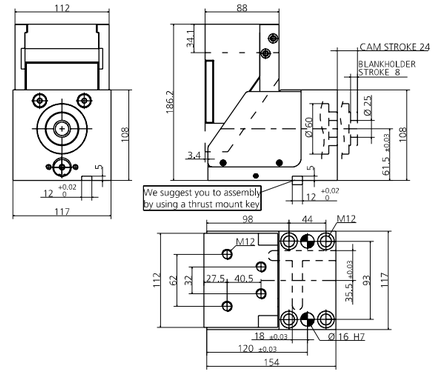

POS.	CODE	DESCRIPTION	Q.TY
001	8000.0047.1160	CORPO CAMMA / CAM BODY / GRUNDGEHÄUSE	1
002	8007.0047.1160	SLITTA / SLIDER / LAGERKEIL	1
003	8008.0047.1160	CUNEO / WEDGE / DRUCKSTÜCK	1
004	8009.0047.1160	STAFFA DI AGGANCIO / BRACKET ATTACHMENT / BRACKETBEFESTIGUNG	2
005	8010.0047.1160	COPERCHIO / COVER / KOPFPLATTE	1
006	8011.0047.1160	PIASTRA / PLATE / PLATTE	1
007	8006.0130.0218.065.001	RONDELLA / WASHER / UNTERLEGSCHEIBE	1
008	9004.2220.001	SEEGER / SEEGER / SEEGERRING	1
009	9030.025.001	CILINDRO SPECIALE / SPECIAL CYLINDER / SPEZIALZYLINDER	1
010	9090.3JBM2.250.090	PUNZONE SBOZZATO TC CON ESPULSORE / HEADED PUNCH WITH EJECTOR / SCHNEIDSTEMPEL MIT ABSTOSSER 25 90	1*OPTION
010	9090.3JBM2.250.100	PUNZONE SBOZZATO TC CON ESPULSORE / HEADED PUNCH WITH EJECTOR / SCHNEIDSTEMPEL MIT ABSTOSSER 25 100	1*OPTION
010	093J_M2.250.090	PUNZONE TC CON ESPULSORE / HEADED PUNCH WITH EJECTOR / SCHNEIDSTEMPEL MIT ABSTOSSER 25 90	1*OPTION
010	093J_M2.250.100	PUNZONE TC CON ESPULSORE / HEADED PUNCH WITH EJECTOR / SCHNEIDSTEMPEL MIT ABSTOSSER 25 100	1*OPTION
011	9000.0025.0019.004	CILINDRO DI RITORNO / RETURN CYLINDER / RÜCK ZYLINDER	1
012	9016.090.205.001	PREMILAMIERA CORTO / SHORT BLANKHOLDER / KURZ BLECHHALTER 90MM	1*CHOOSE
012	9016.090.205.002	PREMILAMIERA LUNGO / LONG BLANKHOLDER / LANG BLECHHALTER 90MM	1*CHOOSE
012	9016.100.205.001	PREMILAMIERA CORTO / SHORT BLANKHOLDER / KURZ BLECHHALTER 100MM	1*CHOOSE
012	9016.100.205.002	PREMILAMIERA LUNGO / LONG BLANKHOLDER / LANG BLECHHALTER 100MM	1*CHOOSE
012	8016.090.205.001	PREMILAMIERA CORTO / SHORT BLANKHOLDER / KURZ BLECHHALTER 90MM	1*OPTION
012	8016.090.205.002	PREMILAMIERA LUNGO / LONG BLANKHOLDER / LANG BLECHHALTER 90MM	1*OPTION
012	8016.100.205.001	PREMILAMIERA CORTO / SHORT BLANKHOLDER / KURZ BLECHHALTER 100MM	1*OPTION
012	8016.100.205.002	PREMILAMIERA LUNGO / LONG BLANKHOLDER / LANG BLECHHALTER 100MM	1*OPTION
013	9003.0001	SENSORE DI SICUREZZA / SECURITY SENSOR / SENSOR FÜR SICHERHEIT	1*OPTION
014	9008.0810.060	VITE A COLLETTO / SHOULDER SCREW / ANSATZSCHRAUBE	2
015	9012.0750.0380.050.001	PIASTRA DI SCORRIMENTO / WEAR PLATE / DRUCKPLATTE	2
016	9006.002	INGRASSATORE / NIPPLE / SCHMIERUNG	1
017	9007.08.012.088.1.9327	VITE / SCREW / SCHRAUBE M8X12	2
018	9007.08.010.129.1.5933	VITE / SCREW / SCHRAUBE M8X10	4
019	9007.06.040.129.1.4762	VITE / SCREW / SCHRAUBE M6X40	2
020	9007.06.050.129.1.4762	VITE / SCREW / SCHRAUBE M6X50	2
021	9028.060.020.8735	SPINA CILINDRICA / DOWEL PIN / ZYLINDERSTIFT D6X20	2
022	9007.06.016.129.1.4762	VITE / SCREW / SCHRAUBE M6X16	4
023	9007.03.005.048.1.7687	VITE / SCREW / SCHRAUBE M3X5	4
024	9007.06.014.129.1.5933	VITE / SCREW / SCHRAUBE M6X14	1
025	9004.2480.001	SEEGER / SEEGER / SEEGERRING	1
026	8012.1120.0750.100.001	PIASTRA DI SCORRIMENTO / WEAR PLATE / DRUCKPLATTE	1
027	8012.0880.0870.100.001	PIASTRA DI SCORRIMENTO / WEAR PLATE / DRUCKPLATTE	1
028	9007.08.016.129.1.9327	VITE / SCREW / SCHRAUBE M8X16	4

POSSIBILI INCLINAZIONI / POSSIBLE INCLINATIONS / MÖGLICHE NEIGUNGEN

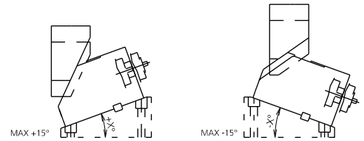

0010 (9090) PUNZONE SBOZZATO / BLANK PUNCH / ROHLING SCHNEIDSTEMPEL ISO8020

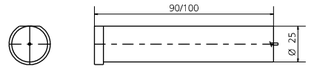

010 (093J_) PUNZONE SAGOMATO / SHAPED PUNCH / GEFORMT SCHNEIDSTEMPEL ISO8020

012 (9016) PREMILAMIERA SBOZZATO / BLANK-BLANKHOLDER / ROHLING BLECHHALTER

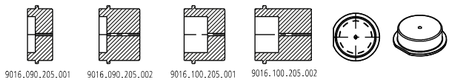

012 (8016) PREMILAMIERA SAGOMATO / SHAPED BLANKHOLDER / GEFORMT BLECHHALTER

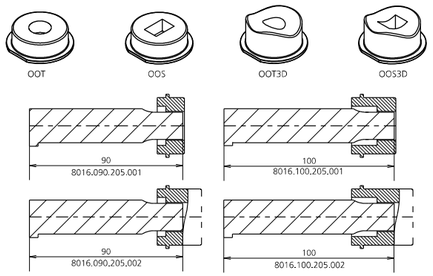

013 (9003) SENSORE / SENSOR / SENSOR

MODELLO D'ORDINE / ORDER EXAMPLE / BESTELLBEISPIEL

MODEL **0147.1165** BLANKHOLDER **9016/8016.____** OPTION CODE **9003.0001**

0147.1392 - CAM MASE1390-32

PATENT PENDING

FORZA INIZIALE DI ESTRAZIONE / INITIAL EXTRACTION FORCE / RÜCKZUGSKRAFT **1390 daN**

SFORZO MAX TRANCIO / CUTTING MAX FORCE / MAXIMALE SCHNITTKRAFT **12000 daN**

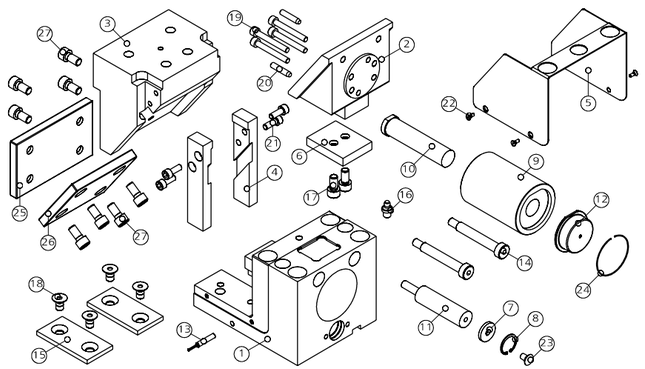

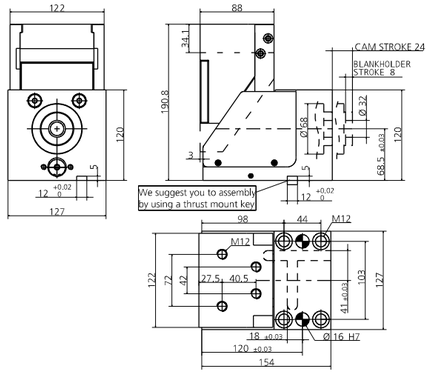

POS.	CODE	DESCRIPTION	Q.TY
001	8000.0047.1390	CORPO CAMMA / CAM BODY / GRUNDGEHÄUSE	1
002	8007.0047.1390	SLITTA / SLIDER / LAGERKEIL	1
003	8008.0047.1390	CUNEO / WEDGE / DRUCKSTÜCK	1
004	8009.0047.1390	STAFFA DI AGGANCIO / BRACKET ATTACHMENT / BRACKETBEFESTIGUNG	2
005	8010.0047.1390	COPERCHIO / COVER / KOPFPLATTE	1
006	8011.0047.1390	PIASTRA / PLATE / PLATTE	1
007	8006.0130.0218.065.001	RONDELLA / WASHER / UNTERLEGSCHEIBE	1
008	9004.2220.001	SEEGER / SEEGER / SEEGERRING	1
009	9030.032.001	CILINDRO SPECIALE / SPECIAL CYLINDER / SPEZIALZYLINDER	1
010	9090.3JBM2.320.090	PUNZONE SBOZZATO TC CON ESPULSORE / HEADED PUNCH WITH EJECTOR / SCHNEIDSTEMPEL MIT ABSTOSSER 32 90	1*OPTION
010	9090.3JBM2.320.100	PUNZONE SBOZZATO TC CON ESPULSORE / HEADED PUNCH WITH EJECTOR / SCHNEIDSTEMPEL MIT ABSTOSSER 32 100	1*OPTION
010	093J_M2.320.090	PUNZONE TC CON ESPULSORE / HEADED PUNCH WITH EJECTOR / SCHNEIDSTEMPEL MIT ABSTOSSER 32 90	1*OPTION
010	093J_M2.320.100	PUNZONE TC CON ESPULSORE / HEADED PUNCH WITH EJECTOR / SCHNEIDSTEMPEL MIT ABSTOSSER 32 100	1*OPTION
011	9000.0025.0019.004	CILINDRO DI RITORNO / RETURN CYLINDER / RÜCK ZYLINDER	1
012	9016.090.032.001	PREMILAMIERA CORTO / SHORT BLANKHOLDER / KURZ BLECHHALTER 90MM	1*CHOOSE
012	9016.090.032.002	PREMILAMIERA LUNGO / LONG BLANKHOLDER / LANG BLECHHALTER 90MM	1*CHOOSE
012	9016.100.032.001	PREMILAMIERA CORTO / SHORT BLANKHOLDER / KURZ BLECHHALTER 100MM	1*CHOOSE
012	9016.100.032.002	PREMILAMIERA LUNGO / LONG BLANKHOLDER / LANG BLECHHALTER 100MM	1*CHOOSE
012	8016.090.032.001	PREMILAMIERA CORTO / SHORT BLANKHOLDER / KURZ BLECHHALTER 90MM	1*OPTION
012	8016.090.032.002	PREMILAMIERA LUNGO / LONG BLANKHOLDER / LANG BLECHHALTER 90MM	1*OPTION
012	8016.100.032.001	PREMILAMIERA CORTO / SHORT BLANKHOLDER / KURZ BLECHHALTER 100MM	1*OPTION
012	8016.100.032.002	PREMILAMIERA LUNGO / LONG BLANKHOLDER / LANG BLECHHALTER 100MM	1*OPTION
013	9003.0001	SENSORE DI SICUREZZA / SECURITY SENSOR / SENSOR FÜR SICHERHEIT	1*OPTION
014	9008.0810.060	VITE A COLLETTO / SHOULDER SCREW / ANSATZSCHRAUBE	2
015	9012.0750.0380.050.001	PIASTRA DI SCORRIMENTO / WEAR PLATE / DRUCKPLATTE	2
016	9006.002	INGRASSATORE / NIPPLE / SCHMIERUNG	1
017	9007.08.012.088.1.9327	VITE / SCREW / SCHRAUBE M8X12	2
018	9007.08.010.129.1.5933	VITE / SCREW / SCHRAUBE M8X10	4
019	9007.06.035.129.1.4762	VITE / SCREW / SCHRAUBE M6X35	4
020	9028.060.020.8735	SPINA CILINDRICA / DOWEL PIN / ZYLINDERSTIFT D6X20	2
021	9007.06.016.129.1.4762	VITE / SCREW / SCHRAUBE M6X16	4
022	9007.03.005.048.1.7687	VITE / SCREW / SCHRAUBE M3X5	4
023	9007.06.014.129.1.5933	VITE / SCREW / SCHRAUBE M6X14	1
024	9004.2570.001	SEEGER / SEEGER / SEEGERRING	1
025	8012.1220.0750.100.001	PIASTRA DI SCORRIMENTO / WEAR PLATE / DRUCKPLATTE	1
026	8012.0970.0900.100.001	PIASTRA DI SCORRIMENTO / WEAR PLATE / DRUCKPLATTE	1
027	9007.08.016.129.1.9327	VITE / SCREW / SCHRAUBE M8X16	8

POSSIBILI INCLINAZIONI / POSSIBLE INCLINATIONS / MÖGLICHE NEIGUNGEN

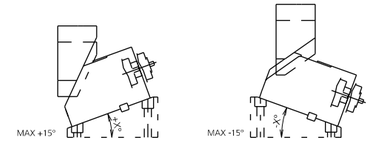

0010 (9090) PUNZONE SBOZZATO / BLANK PUNCH / ROHLING SCHNEIDSTEMPEL ISO8020

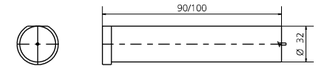

010 (093J_) PUNZONE SAGOMATO / SHAPED PUNCH / GEFORMT SCHNEIDSTEMPEL ISO8020

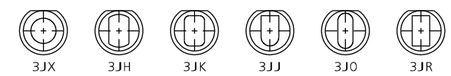

012 (9016) PREMILAMIERA SBOZZATO / BLANK-BLANKHOLDER / ROHLING BLECHHALTER

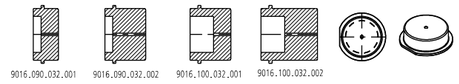

012 (8016) PREMILAMIERA SAGOMATO / SHAPED BLANKHOLDER / GEFORMT BLECHHALTER

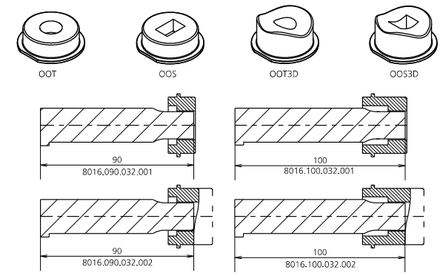

013 (9003) SENSORE / SENSOR / SENSOR

MODELLO D'ORDINE / ORDER EXAMPLE / BESTELLBEISPIEL

MODEL **0147.1392** BLANKHOLDER **9016/8016.____** OPTION CODE **9003.0001**

0147.1880 - CAM MASE1880-40

PATENT PENDING

FORZA INIZIALE DI ESTRAZIONE / INITIAL EXTRACTION FORCE / RÜCKZUGSKRAFT **1880 daN**

SFORZO MAX TRANCIO / CUTTING MAX FORCE / MAXIMALE SCHNITTKRAFT **17000 daN**

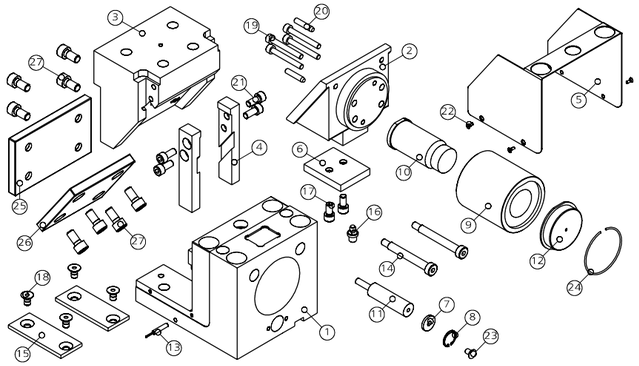

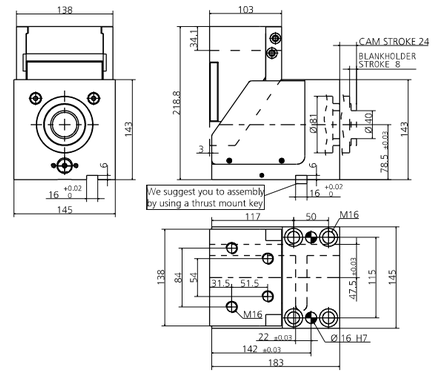

POS.	CODE	DESCRIPTION	Q.TY
001	8000.0047.1880	CORPO CAMMA / CAM BODY / GRUNDGEHÄUSE	1
002	8007.0047.1880	SLITTA / SLIDER / LAGERKEIL	1
003	8008.0047.1880	CUNEO / WEDGE / DRUCKSTÜCK	1
004	8009.0047.1880	STAFFA DI AGGANCIO / BRACKET ATTACHMENT / BRACKETBEFESTIGUNG	2
005	8010.0047.1880	COPERCHIO / COVER / KOPFPLATTE	1
006	8011.0047.1880	PIASTRA / PLATE / PLATTE	1
007	8006.0130.0218.065.001	RONDELLA / WASHER / UNTERLEGSCHEIBE	1
008	9004.2220.001	SEEGER / SEEGER / SEEGERRING	1
009	9030.040.001	CILINDRO SPECIALE / SPECIAL CYLINDER / SPEZIALZYLINDER	1
010	9090.3JBM2.400.090	PUNZONE SBOZZATO TC CON ESPULSORE / HEADED PUNCH WITH EJECTOR / SCHNEIDSTEMPEL MIT ABSTOSSER 40 90	1*OPTION
010	9090.3JBM2.400.100	PUNZONE SBOZZATO TC CON ESPULSORE / HEADED PUNCH WITH EJECTOR / SCHNEIDSTEMPEL MIT ABSTOSSER 40 100	1*OPTION
010	093J_M2.400.090	PUNZONE TC CON ESPULSORE / HEADED PUNCH WITH EJECTOR / SCHNEIDSTEMPEL MIT ABSTOSSER 40 90	1*OPTION
010	093J_M2.400.100	PUNZONE TC CON ESPULSORE / HEADED PUNCH WITH EJECTOR / SCHNEIDSTEMPEL MIT ABSTOSSER 40 100	1*OPTION
011	9000.0025.0019.004	CILINDRO DI RITORNO / RETURN CYLINDER / RÜCK ZYLINDER	1
012	9016.090.040.001	PREMILAMIERA CORTO / SHORT BLANKHOLDER / KURZ BLECHHALTER 90MM	1*CHOOSE
012	9016.090.040.002	PREMILAMIERA LUNGO / LONG BLANKHOLDER / LANG BLECHHALTER 90MM	1*CHOOSE
012	9016.100.040.001	PREMILAMIERA CORTO / SHORT BLANKHOLDER / KURZ BLECHHALTER 100MM	1*CHOOSE
012	9016.100.040.002	PREMILAMIERA LUNGO / LONG BLANKHOLDER / LANG BLECHHALTER 100MM	1*CHOOSE
012	8016.090.040.001	PREMILAMIERA CORTO / SHORT BLANKHOLDER / KURZ BLECHHALTER 90MM	1*OPTION
012	8016.090.040.002	PREMILAMIERA LUNGO / LONG BLANKHOLDER / LANG BLECHHALTER 90MM	1*OPTION
012	8016.100.040.001	PREMILAMIERA CORTO / SHORT BLANKHOLDER / KURZ BLECHHALTER 100MM	1*OPTION
012	8016.100.040.002	PREMILAMIERA LUNGO / LONG BLANKHOLDER / LANG BLECHHALTER 100MM	1*OPTION
013	9003.0001	SENSORE DI SICUREZZA / SECURITY SENSOR / SENSOR FÜR SICHERHEIT	1*OPTION
014	9008.0810.070	VITE A COLLETTO / SHOULDER SCREW / ANSATZSCHRAUBE	2
015	8012.0950.0380.050.001	PIASTRA DI SCORRIMENTO / WEAR PLATE / DRUCKPLATTE	2
016	9006.002	INGRASSATORE / NIPPLE / SCHMIERUNG	1
017	9007.08.012.088.1.9327	VITE / SCREW / SCHRAUBE M8X12	2
018	9007.08.010.129.1.5933	VITE / SCREW / SCHRAUBE M8X10	4
019	9007.08.050.129.1.4762	VITE / SCREW / SCHRAUBE M8X50	4
020	9028.060.020.8735	SPINA CILINDRICA / DOWEL PIN / ZYLINDERSTIFT D6X20	2
021	9007.08.016.129.1.4762	VITE / SCREW / SCHRAUBE M8X16	4
022	9007.03.005.048.1.7687	VITE / SCREW / SCHRAUBE M3X5	4
023	9007.06.014.129.1.5933	VITE / SCREW / SCHRAUBE M6X14	1
024	9004.2680.001	SEEGER / SEEGER / SEEGERRING	1
025	8012.1380.0850.120.001	PIASTRA DI SCORRIMENTO / WEAR PLATE / DRUCKPLATTE	1
026	8012.1090.1050.120.001	PIASTRA DI SCORRIMENTO / WEAR PLATE / DRUCKPLATTE	1
027	9007.10.020.129.1.9327	VITE / SCREW / SCHRAUBE M10X20	8

POSSIBILI INCLINAZIONI / POSSIBLE INCLINATIONS / MÖGLICHE NEIGUNGEN

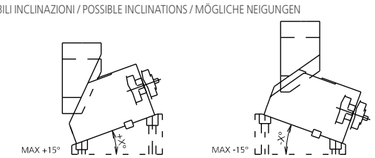

0010 (9090) PUNZONE SBOZZATO / BLANK PUNCH / ROHLING SCHNEIDSTEMPEL ISO8020

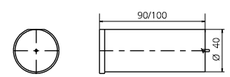

010 (093J_) PUNZONE SAGOMATO / SHAPED PUNCH / GEFORMT SCHNEIDSTEMPEL ISO8020

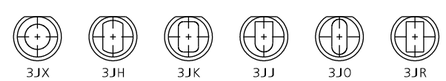

012 (9016) PREMILAMIERA SBOZZATO / BLANK-BLANKHOLDER / ROHLING BLECHHALTER

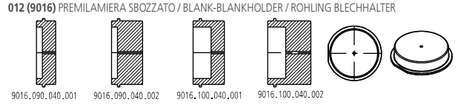

012 (8016) PREMILAMIERA SAGOMATO / SHAPED BLANKHOLDER / GEFORMT BLECHHALTER

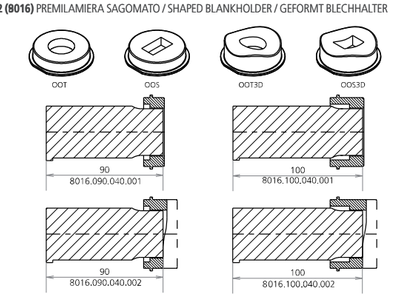

013 (9003) SENSORE / SENSOR / SENSOR

MODELLO D'ORDINE / ORDER EXAMPLE / BESTELLBEISPIEL

MODEL **0147.1880** BLANKHOLDER **9016/8016.** ____ OPTION CODE **9003.0001**

0147.3303 - CAM MASE3300-63

PATENT PENDING

FORZA INIZIALE DI ESTRAZIONE / INITIAL EXTRACTION FORCE / RÜCKZUGSKRAFT **3300 daN**

SFORZO MAX TRANCIO / CUTTING MAX FORCE / MAXIMALE SCHNITTKRAFT **30000 daN**

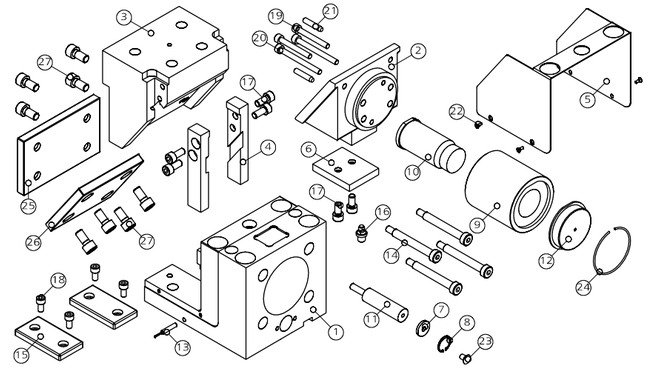

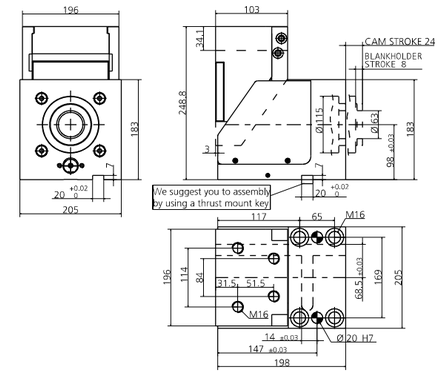

POS.	CODE	DESCRIPTION	Q.TY
001	8000.0047.3300	CORPO CAMMA / CAM BODY / GRUNDGEHÄUSE	1
002	8007.0047.3300	SLITTA / SLIDER / LAGERKEIL	1
003	8008.0047.3300	CUNEO / WEDGE / DRUCKSTÜCK	1
004	8009.0047.3300	STAFFA DI AGGANCIO / BRACKET ATTACHMENT / BRACKETBEFESTIGUNG	2
005	8010.0047.3300	COPERCHIO / COVER / KOPFPLATTE	1
006	8011.0047.3300	PIASTRA / PLATE / PLATTE	1
007	8006.0130.0218.065.001	RONDELLA / WASHER / UNTERLEGSCHEIBE	1
008	9004.2220.001	SEEGER / SEEGER / SEEGERRING	1
009	9030.063.001	CILINDRO SPECIALE / SPECIAL CYLINDER / SPEZIALZYLINDER	1
010	9090.3JBM2.630.090	PUNZONE SBOZZATO TC CON ESPULSORE / HEADED PUNCH WITH EJECTOR / SCHNEIDSTEMPEL MIT ABSTOSSER 63 90	1*OPTION
010	9090.3JBM2.630.100	PUNZONE SBOZZATO TC CON ESPULSORE / HEADED PUNCH WITH EJECTOR / SCHNEIDSTEMPEL MIT ABSTOSSER 63 100	1*OPTION
010	093J_M2.630.090	PUNZONE TC CON ESPULSORE / HEADED PUNCH WITH EJECTOR / SCHNEIDSTEMPEL MIT ABSTOSSER 63 90	1*OPTION
010	093J_M2.630.100	PUNZONE TC CON ESPULSORE / HEADED PUNCH WITH EJECTOR / SCHNEIDSTEMPEL MIT ABSTOSSER 63 100	1*OPTION
011	9000.0025.0019.004	CILINDRO DI RITORNO / RETURN CYLINDER / RÜCK ZYLINDER	1
012	9016.090.063.001	PREMILAMIERA CORTO / SHORT BLANKHOLDER / KURZ BLECHHALTER 90MM	1*CHOOSE
012	9016.090.063.002	PREMILAMIERA LUNGO / LONG BLANKHOLDER / LANG BLECHHALTER 90MM	1*CHOOSE
012	9016.100.063.001	PREMILAMIERA CORTO / SHORT BLANKHOLDER / KURZ BLECHHALTER 100MM	1*CHOOSE
012	9016.100.063.002	PREMILAMIERA LUNGO / LONG BLANKHOLDER / LANG BLECHHALTER 100MM	1*CHOOSE
012	8016.090.063.001	PREMILAMIERA CORTO / SHORT BLANKHOLDER / KURZ BLECHHALTER 90MM	1*OPTION
012	8016.090.063.002	PREMILAMIERA LUNGO / LONG BLANKHOLDER / LANG BLECHHALTER 90MM	1*OPTION
012	8016.100.063.001	PREMILAMIERA CORTO / SHORT BLANKHOLDER / KURZ BLECHHALTER 100MM	1*OPTION
012	8016.100.063.002	PREMILAMIERA LUNGO / LONG BLANKHOLDER / LANG BLECHHALTER 100MM	1*OPTION
013	9003.0001	SENSORE DI SICUREZZA / SECURITY SENSOR / SENSOR FÜR SICHERHEIT	1*OPTION
014	9008.1012.090	VITE A COLLETTO / SHOULDER SCREW / ANSATZSCHRAUBE	4
015	8012.0950.0500.100.001	PIASTRA DI SCORRIMENTO / WEAR PLATE / DRUCKPLATTE	2
016	9006.002	INGRASSATORE / NIPPLE / SCHMIERUNG	1
017	9007.08.016.129.1.4762	VITE / SCREW / SCHRAUBE M8X16	6
018	9007.08.012.088.1.9327	VITE / SCREW / SCHRAUBE M8X12	4
019	9007.08.050.129.1.4762	VITE / SCREW / SCHRAUBE M8X50	4
020	9007.08.080.129.1.4762	VITE / SCREW / SCHRAUBE M8X80	3
021	9028.060.020.8735	SPINA CILINDRICA / DOWEL PIN / ZYLINDERSTIFT D6X20	2
022	9007.03.005.048.1.7687	VITE / SCREW / SCHRAUBE M3X5	4
023	9007.06.014.129.1.5933	VITE / SCREW / SCHRAUBE M6X14	1
024	9004.2980.001	SEEGER / SEEGER / SEEGERRING	1
025	8012.1960.0850.120.001	PIASTRA DI SCORRIMENTO / WEAR PLATE / DRUCKPLATTE	1
026	8012.1670.1050.120.001	PIASTRA DI SCORRIMENTO / WEAR PLATE / DRUCKPLATTE	1
027	9007.10.020.129.1.9327	VITE / SCREW / SCHRAUBE M10X20	8

POSSIBILI INCLINAZIONI / POSSIBLE INCLINATIONS / MÖGLICHE NEIGUNGEN

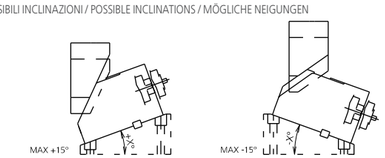

0010 (9090) PUNZONE SBOZZATO / BLANK PUNCH / ROHLING SCHNEIDSTEMPEL ISO8020

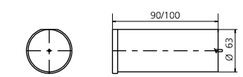

010 (093J_) PUNZONE SAGOMATO / SHAPED PUNCH / GEFORMT SCHNEIDSTEMPEL ISO8020

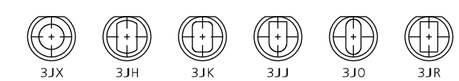

012 (9016) PREMILAMIERA SBOZZATO / BLANK-BLANKHOLDER / ROHLING BLECHHALTER

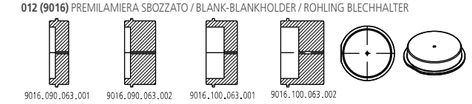

012 (8016) PREMILAMIERA SAGOMATO / SHAPED BLANKHOLDER / GEFORMT BLECHHALTER

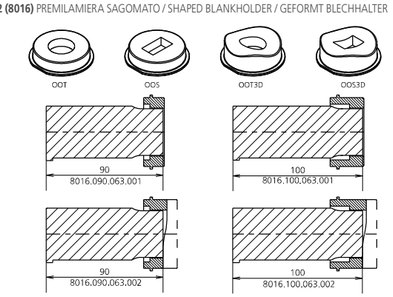

013 (9003) SENSORE / SENSOR / SENSOR

MODELLO D'ORDINE / ORDER EXAMPLE / BESTELLBEISPIEL

MODEL **0147.3303** BLANKHOLDER **9016/8016.** ____ OPTION CODE **9003.0001**

CAM **SMEG**

Modello rappresentante il top di gamma della produzione Newstark, che ingloba soluzioni innovative e uniche: sistema di estrazione dell'utensile dalla lamiera mediante azoto integrato nel punzone standard ISO, quindi facilmente reperibile nel mercato, di potenza fino a 30000 daN., che può essere eventualmente sagomato rispetto a geometrie di tranciatura desiderate. Questa innovazione permette di aumentare in modo esponenziale la durata del prodotto e le possibilità applicative.

This model represents the top of Newstark's production, range which incorporates market unique and innovative solutions. The system fits an ISO standard direct integrated punch, easily available on the market, that can eventually be shaped to match with required geometries with power up to 30000 daN. This innovative system enables the increasing of the application possibilities and exponentially allows his life duration.

Das Top-Modell der Newstark Stanzeinheiten mit einzigartigen und innovativen Lösungen. Die integrierte Stanzeinheit mit Gasdruckfederniederhalter. Diese bietet einen herausnehmbaren Niederhalterkopf mit bearbeitbarer Kontur und eine Stempelaufnahmemöglichkeit für ISO 8020- Schneidstempel, auch mit Formansatz bei einer Stanzkraft bis zu 30000 daN ohne die Baulänge der Stanzeinheit unnötig zu vergrössern. Dieses System ermöglicht im Vergleich zu herkömmlichen Systemen eine bis zu drei mal höhere Abstreifkraft.

PUNTI DI FORZA / STRENGTHS / STÄRKEN

CAM **SMEG**

ESEMPI DI APPLICAZIONI SPECIALI / EXAMPLES OF SPECIAL APPLICATIONS / BEISPIELE FÜR SPEZIELLE ANWENDUNGEN

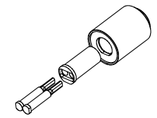

È possibile inserire più punzoni nella stessa unità!
It is possible put more punches in the same unit!
Es ist möglich, setzen mehr Lochstempel in der gleichen Einheit!

DISEGNO DEL MONTAGGIO / MOUNTING DESIGN / MONTAGEZEICHNUNG

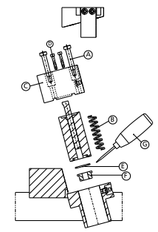

ATTENZIONE:
per eseguire la prova manualmente togliere il cilindro come indicato.
ATTENTION:
in order to manually perform the test, extract the cylinder as indicated.
ACHTUNG:
Stickstoffzylinder verbaut, Schieber nur in Grundstellung öffnen.

SMONTAGGIO PRODOTTO SMEG / PRODUCT DISASSEMBLY SMEG / DEMONTAGE DES PRODUKTES SMEG

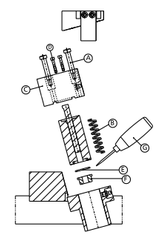

ATTENZIONE: cilindro a gas in pressione.
ATTENTION: gas cylinder under pressure.
ACHTUNG: Gasdruckfeder steht unter hohem Druck.

Attenzione: Assicurarsi che la camma sia nella sua posizione normale prima di eseguire qualsiasi lavoro di smontaggio o manutenzione.

1. Togliere il portapunzone "C" e le molle "B" rimuovendo le viti a colletto "A"
2. Togliere viti "D" per controllare il punzone.
3. Rimuovere il seeger "E" togliendo lo stripper "F".
   L'utensile "G" per rimuovere "E" è a disposizione su richiesta.
4. Eseguire le verifiche.
5. Rimontare con cura lubrificando con grasso bisolfuro di Molibdeno (MoS2).
   L'uso di questo grasso viene consigliato da Newstark.
6. Assicurare il corretto riposizionamento dei singoli componenti.

Lubrificare durante l'uso con grasso bisolfuro di Molibdeno (MoS2).

Attention: Undertake reassemly or maintenance work only when the cam unit is in its basic position.

1. Take off the punch holder "C" and the springs "B" by removing the shoulder screws "A" as shown.
2. Take off the screws "D" to change the punch.
3. Take off the seeger "E" by removing stripper "F".
   The tool "G" to remove "E" is available on request.
4. Check the components.
5. Reassemble carefully using grease with disulfide molybdeno (MoS2).
   The use of this grease is recommended by Newstark.
6. Ensure the correct positioning of the individual components.

During use lubricate with grease with disulfide molybdeno (MoS2).

Achtung: Wartungs-und Demontagearbeiten nur in Grundstellung der Stanzeinheit vornehmen.

1. Trägerplatte "C" und Feder "B" entfernen um die Ansatzschraube "A" herauszuziehen.
2. Schrauben "D" lösen um den Lochstempel zu wechseln.
3. Sprengring "E" herausnehmen um den Abstreifer "F" zu entfernen.
   Ein Werkzeug "G" zur Entfernung von Teil "E" ist auf Anfrage lieferbar.
4. Komponenten prüfen.
5. Montage in umgekehrter Reihenfolge unter Verwendung von Molybdändisulfidfett (MoS2).
   Die Verwendung dieses Fett wird durch Newstark empfohlen.
6. Auf richtigen Sitz der einzelnen Komponenten achten.

Während des Gebrauches, mit Molybdändisulfidfett (MoS2) nachschmieren.

0148.5050 - **CAM SMEG505-10**

PATENT PENDING

FORZA INIZIALE DI ESTRAZIONE / INITIAL EXTRACTION FORCE / RÜCKZUGSKRAFT **505 daN**

SFORZO MAX TRANCIO / CUTTING MAX FORCE / MAXIMALE SCHNITTKRAFT **4500 daN**

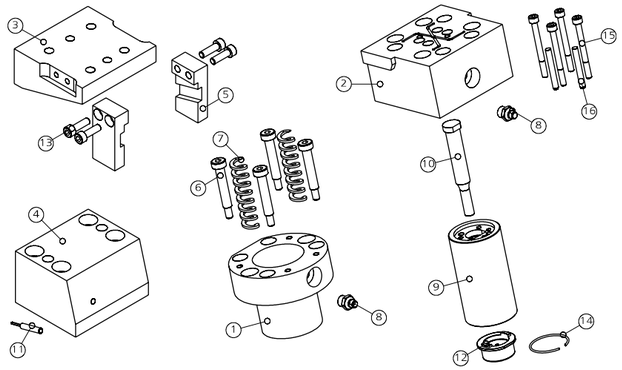

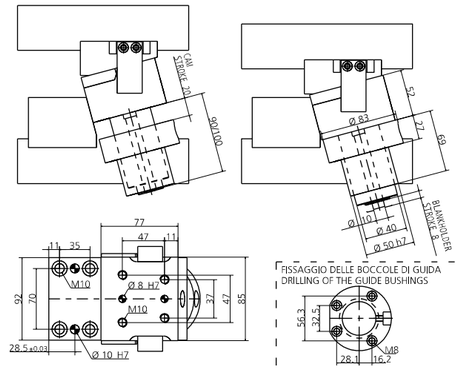

POS.	CODE	DESCRIPTION	Q.TY
001	8013.0690.0830.400.001	BOCCOLA DI GUIDA / GUIDEBUSHING / FÜHRUNGSBÜCHSE	1
002	8014.0048.0505	PORTA PUNZONE / PUNCHS HOLDER / TRÄGERPLATTE	1
003	8003.0850.0770.360.001	INCUDINE / ANVIL / TREIBER	1
004	8015.0920.0770.570.001	GUIDA / GUIDE / FÜHRUNG	1
005	8009.0048.0505	STAFFA DI AGGANCIO / BRACKET ATTACHMENT / BRACKETBEFESTIGUNG	2
006	9008.0608.040	VITE A COLLETTO / SHOULDER SCREW / ANSATZSCHRAUBE	4
007	9009.3000.0890.160	MOLLA / SPRING / FEDER	2
008	9006.002	INGRASSATORE / NIPPLE / SCHMIERUNG	2
009	9030.010.001	CILINDRO SPECIALE / SPECIAL CYLINDER / SPEZIALZYLINDER	1
010	9090.3JBM2.100.090	PUNZONE SBOZZATO TC CON ESPULSORE / BLANK-HEADED PUNCH WITH EJECTOR / ROHLING SCHNEIDSTEMPEL MIT ABSTOSSER 10 90	1*OPTION
010	9090.3JBM2.100.100	PUNZONE SBOZZATO TC CON ESPULSORE / BLANK-HEADED PUNCH WITH EJECTOR / ROHLING SCHNEIDSTEMPEL MIT ABSTOSSER 10 100	1*OPTION
010	093J_M2.100.090	PUNZONE TC CON ESPULSORE / HEADED PUNCH WITH EJECTOR / SCHNEIDSTEMPEL MIT ABSTOSSER 10 90	1*OPTION
010	093J_M2.100.100	PUNZONE TC CON ESPULSORE / HEADED PUNCH WITH EJECTOR / SCHNEIDSTEMPEL MIT ABSTOSSER 10 100	1*OPTION
011	9003.0001	SENSORE DI SICUREZZA / SECURITY SENSOR / SENSOR FÜR SICHERHEIT	1*OPTION
012	9016.090.010.001	PREMILAMIERA CORTO / SHORT BLANKHOLDER / KURZ BLECHHALTER 90MM	1*CHOOSE
012	9016.090.010.002	PREMILAMIERA LUNGO / LONG BLANKHOLDER / LANG BLECHHALTER 90MM	1*CHOOSE
012	9016.100.010.001	PREMILAMIERA CORTO / SHORT BLANKHOLDER / KURZ BLECHHALTER 100MM	1*CHOOSE
012	9016.100.010.002	PREMILAMIERA LUNGO / LONG BLANKHOLDER / LANG BLECHHALTER 100MM	1*CHOOSE
012	8016.090.010.001	PREMILAMIERA CORTO / SHORT BLANKHOLDER / KURZ BLECHHALTER 90MM	1*OPTION
012	8016.090.010.002	PREMILAMIERA LUNGO / LONG BLANKHOLDER / LANG BLECHHALTER 90MM	1*OPTION
012	8016.100.010.001	PREMILAMIERA CORTO / SHORT BLANKHOLDER / KURZ BLECHHALTER 100MM	1*OPTION
012	8016.100.010.002	PREMILAMIERA LUNGO / LONG BLANKHOLDER / LANG BLECHHALTER 100MM	1*OPTION
013	9007.06.020.129.1.4762	VITE / SCREW / SCHRAUBE M6X20	4
014	9004.2290.001	SEEGER / SEEGER / SEEGERRING	1
015	9007.04.055.129.1.4762	VITE / SCREW / SCHRAUBE M4X55	4
016	9028.040.010.8735	SPINA CILINDRICA / DOWEL PIN / ZYLINDERSTIFT D4X10	2

POSSIBILI INCLINAZIONI / POSSIBLE INCLINATIONS / MÖGLICHE NEIGUNGEN

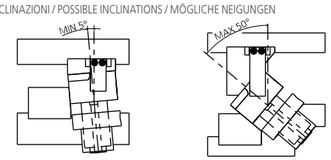

0010 (9090) PUNZONE SBOZZATO / BLANK PUNCH / ROHLING SCHNEIDSTEMPEL ISO8020

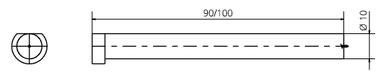

010 (093J_) PUNZONE SAGOMATO / SHAPED PUNCH / GEFORMT SCHNEIDSTEMPEL ISO8020

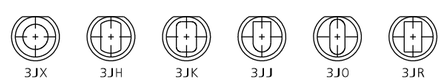

012 (9016) PREMILAMIERA SBOZZATO / BLANK-BLANKHOLDER / ROHLING BLECHHALTER

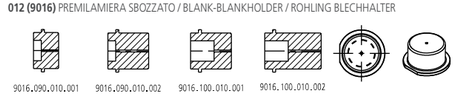

012 (8016) PREMILAMIERA SAGOMATO / SHAPED BLANKHOLDER / GEFORMT BLECHHALTER

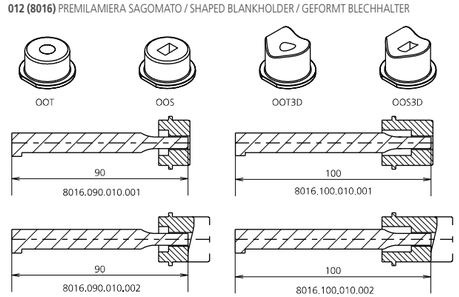

011 (9003) SENSORE / SENSOR / SENSOR

MODELLO D'ORDINE / ORDER EXAMPLE / BESTELLBEISPIEL

MODEL **0148.5050** INCLINATION **+10°** BLANKHOLDER **9016/8016.____** OPTION CODE **9003.0001**

0148.6953 - **CAM SMEG695-13**

PATENT PENDING

FORZA INIZIALE DI ESTRAZIONE / INITIAL EXTRACTION FORCE / RÜCKZUGSKRAFT **695 daN**

SFORZO MAX TRANCIO / CUTTING MAX FORCE / MAXIMALE SCHNITTKRAFT **6000 daN**

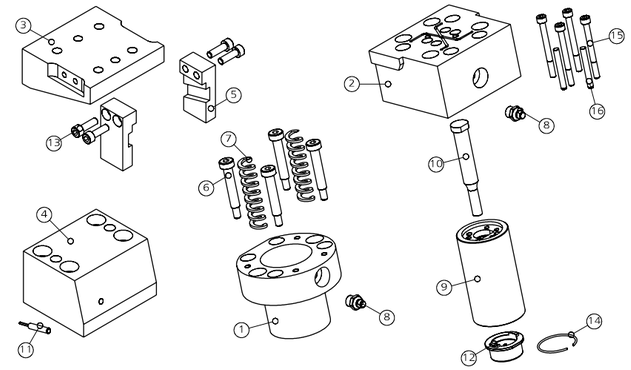

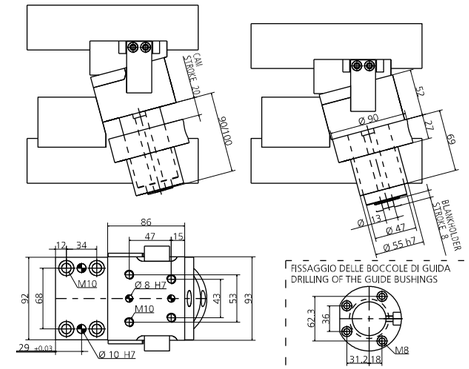

POS.	CODE	DESCRIPTION	Q.TY
001	8013.0690.0900.470.001	BOCCOLA DI GUIDA / GUIDEBUSHING / FÜHRUNGSBÜCHSE	1
002	8014.0048.0695	PORTA PUNZONE / PUNCHS HOLDER / TRÄGERPLATTE	1
003	8003.0930.0860.380.001	INCUDINE / ANVIL / TREIBER	1
004	8015.0920.0760.560.001	GUIDA / GUIDE / FÜHRUNG	1
005	8009.0048.0695	STAFFA DI AGGANCIO / BRACKET ATTACHMENT / BRACKETBEFESTIGUNG	2
006	9008.0608.040	VITE A COLLETTO / SHOULDER SCREW / ANSATZSCHRAUBE	4
007	9009.3000.0890.160	MOLLA / SPRING / FEDER	2
008	9006.002	INGRASSATORE / NIPPLE / SCHMIERUNG	2
009	9030.013.001	CILINDRO SPECIALE / SPECIAL CYLINDER / SPEZIALZYLINDER	1
010	9090.3JBM2.130.090	PUNZONE SBOZZATO TC CON ESPULSORE / BLANK-HEADED PUNCH WITH EJECTOR / ROHLING SCHNEIDSTEMPEL MIT ABSTOSSER 13 90	1*OPTION
010	9090.3JBM2.130.100	PUNZONE SBOZZATO TC CON ESPULSORE / BLANK-HEADED PUNCH WITH EJECTOR / ROHLING SCHNEIDSTEMPEL MIT ABSTOSSER 13 100	1*OPTION
010	093J_M2.130.090	PUNZONE TC CON ESPULSORE / HEADED PUNCH WITH EJECTOR / SCHNEIDSTEMPEL MIT ABSTOSSER 13 90	1*OPTION
010	093J_M2.130.100	PUNZONE TC CON ESPULSORE / HEADED PUNCH WITH EJECTOR / SCHNEIDSTEMPEL MIT ABSTOSSER 13 100	1*OPTION
011	9003.0001	SENSORE DI SICUREZZA / SECURITY SENSOR / SENSOR FÜR SICHERHEIT	1*OPTION
012	9016.090.136.001	PREMILAMIERA CORTO / SHORT BLANKHOLDER / KURZ BLECHHALTER 90MM	1*CHOOSE
012	9016.090.136.002	PREMILAMIERA LUNGO / LONG BLANKHOLDER / LANG BLECHHALTER 90MM	1*CHOOSE
012	9016.100.136.001	PREMILAMIERA CORTO / SHORT BLANKHOLDER / KURZ BLECHHALTER 100MM	1*CHOOSE
012	9016.100.136.002	PREMILAMIERA LUNGO / LONG BLANKHOLDER / LANG BLECHHALTER 100MM	1*CHOOSE
012	8016.090.136.001	PREMILAMIERA CORTO / SHORT BLANKHOLDER / KURZ BLECHHALTER 90MM	1*OPTION
012	8016.090.136.002	PREMILAMIERA LUNGO / LONG BLANKHOLDER / LANG BLECHHALTER 90MM	1*OPTION
012	8016.100.136.001	PREMILAMIERA CORTO / SHORT BLANKHOLDER / KURZ BLECHHALTER 100MM	1*OPTION
012	8016.100.136.002	PREMILAMIERA LUNGO / LONG BLANKHOLDER / LANG BLECHHALTER 100MM	1*OPTION
013	9007.06.020.129.1.4762	VITE / SCREW / SCHRAUBE M6X20	4
014	9004.2350.001	SEEGER / SEEGER / SEEGERRING	1
015	9007.05.055.129.1.4762	VITE / SCREW / SCHRAUBE M5X55	4
016	9028.050.012.8735	SPINA CILINDRICA / DOWEL PIN / ZYLINDERSTIFT D5X12	2

POSSIBILI INCLINAZIONI / POSSIBLE INCLINATIONS / MÖGLICHE NEIGUNGEN

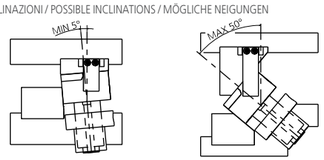

0010 (9090) PUNZONE SBOZZATO / BLANK PUNCH / ROHLING SCHNEIDSTEMPEL ISO8020

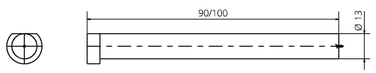

010 (093J_) PUNZONE SAGOMATO / SHAPED PUNCH / GEFORMT SCHNEIDSTEMPEL ISO8020

012 (9016) PREMILAMIERA SBOZZATO / BLANK-BLANKHOLDER / ROHLING BLECHHALTER

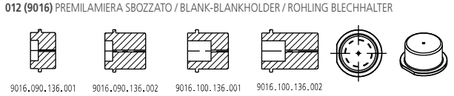

012 (8016) PREMILAMIERA SAGOMATO / SHAPED BLANKHOLDER / GEFORMT BLECHHALTER

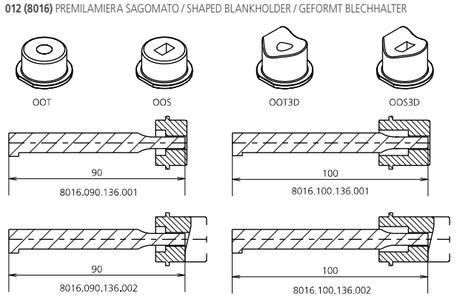

011 (9003) SENSORE / SENSOR / SENSOR

MODELLO D'ORDINE / ORDER EXAMPLE / BESTELLBEISPIEL

MODEL **0148.6953** INCLINATION **+10°** BLANKHOLDER **9016/8016.____** OPTION CODE **9003.0001**

0148.6956 - CAM SMEG695-16

PATENT PENDING

FORZA INIZIALE DI ESTRAZIONE / INITIAL EXTRACTION FORCE / RÜCKZUGSKRAFT **695 daN**

SFORZO MAX TRANCIO / CUTTING MAX FORCE / MAXIMALE SCHNITTKRAFT **6000 daN**

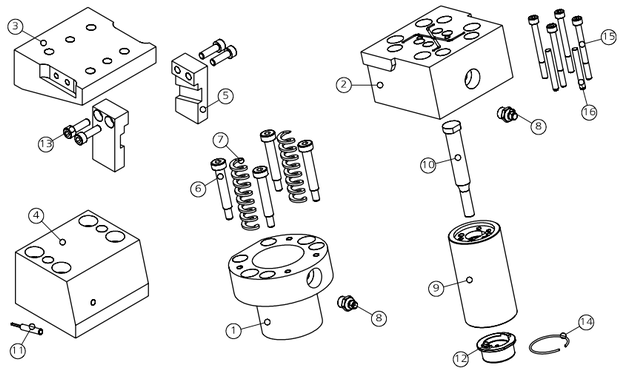

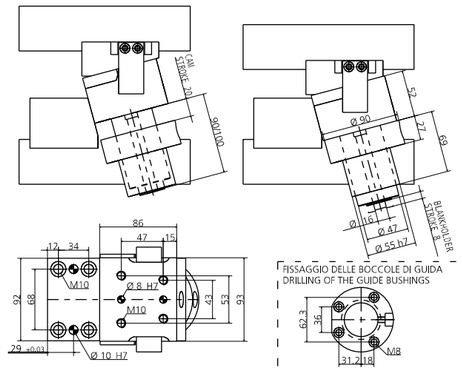

POS.	CODE	DESCRIPTION	Q.TY
001	8013.0690.0900.470.001	BOCCOLA DI GUIDA / GUIDEBUSHING / FÜHRUNGSBÜCHSE	1
002	8014.0048.0695	PORTA PUNZONE / PUNCHS HOLDER / TRÄGERPLATTE	1
003	8003.0930.0860.380.001	INCUDINE / ANVIL / TREIBER	1
004	8015.0920.0760.560.001	GUIDA / GUIDE / FÜHRUNG	1
005	8009.0048.0695	STAFFA DI AGGANCIO / BRACKET ATTACHMENT / BRACKETBEFESTIGUNG	2
006	9008.0608.040	VITE A COLLETTO / SHOULDER SCREW / ANSATZSCHRAUBE	4
007	9009.3000.0890.160	MOLLA / SPRING / FEDER	2
008	9006.002	INGRASSATORE / NIPPLE / SCHMIERUNG	2
009	9030.016.001	CILINDRO SPECIALE / SPECIAL CYLINDER / SPEZIALZYLINDER	1
010	9090.3JBM2.160.090	PUNZONE SBOZZATO TC CON ESPULSORE / BLANK-HEADED PUNCH WITH EJECTOR / ROHLING SCHNEIDSTEMPEL MIT ABSTOSSER 16 90	1*OPTION
010	9090.3JBM2.160.100	PUNZONE SBOZZATO TC CON ESPULSORE / BLANK-HEADED PUNCH WITH EJECTOR / ROHLING SCHNEIDSTEMPEL MIT ABSTOSSER 16 100	1*OPTION
010	093J_M2.160.090	PUNZONE TC CON ESPULSORE / HEADED PUNCH WITH EJECTOR / SCHNEIDSTEMPEL MIT ABSTOSSER 16 90	1*OPTION
010	093J_M2.160.100	PUNZONE TC CON ESPULSORE / HEADED PUNCH WITH EJECTOR / SCHNEIDSTEMPEL MIT ABSTOSSER 16 100	1*OPTION
011	9003.0001	SENSORE DI SICUREZZA / SECURITY SENSOR / SENSOR FÜR SICHERHEIT	1*OPTION
012	9016.090.136.001	PREMILAMIERA CORTO / SHORT BLANKHOLDER / KURZ BLECHHALTER 90MM	1*CHOOSE
012	9016.090.136.002	PREMILAMIERA LUNGO / LONG BLANKHOLDER / LANG BLECHHALTER 90MM	1*CHOOSE
012	9016.100.136.001	PREMILAMIERA CORTO / SHORT BLANKHOLDER / KURZ BLECHHALTER 100MM	1*CHOOSE
012	9016.100.136.002	PREMILAMIERA LUNGO / LONG BLANKHOLDER / LANG BLECHHALTER 100MM	1*CHOOSE
012	8016.090.136.001	PREMILAMIERA CORTO / SHORT BLANKHOLDER / KURZ BLECHHALTER 90MM	1*OPTION
012	8016.090.136.002	PREMILAMIERA LUNGO / LONG BLANKHOLDER / LANG BLECHHALTER 90MM	1*OPTION
012	8016.100.136.001	PREMILAMIERA CORTO / SHORT BLANKHOLDER / KURZ BLECHHALTER 100MM	1*OPTION
012	8016.100.136.002	PREMILAMIERA LUNGO / LONG BLANKHOLDER / LANG BLECHHALTER 100MM	1*OPTION
013	9007.06.020.129.1.4762	VITE / SCREW / SCHRAUBE M6X20	4
014	9004.2350.001	SEEGER / SEEGER / SEEGERRING	1
015	9007.05.055.129.1.4762	VITE / SCREW / SCHRAUBE M5X55	4
016	9028.050.012.8735	SPINA CILINDRICA / DOWEL PIN / ZYLINDERSTIFT D5X12	2

POSSIBILI INCLINAZIONI / POSSIBLE INCLINATIONS / MÖGLICHE NEIGUNGEN

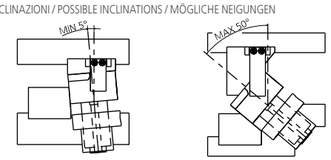

0010 (9090) PUNZONE SBOZZATO / BLANK PUNCH / ROHLING SCHNEIDSTEMPEL ISO8020

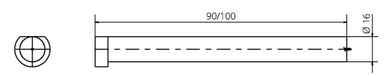

010 (093J_) PUNZONE SAGOMATO / SHAPED PUNCH / GEFORMT SCHNEIDSTEMPEL ISO8020

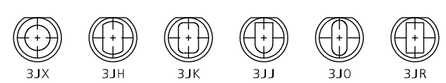

012 (9016) PREMILAMIERA SBOZZATO / BLANK-BLANKHOLDER / ROHLING BLECHHALTER

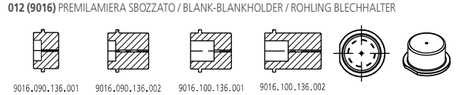

012 (8016) PREMILAMIERA SAGOMATO / SHAPED BLANKHOLDER / GEFORMT BLECHHALTER

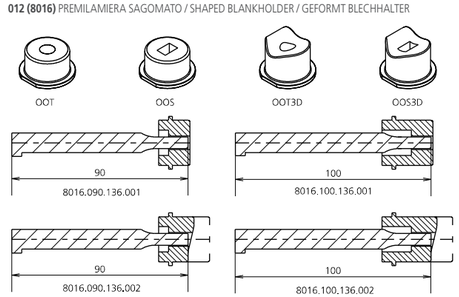

011 (9003) SENSORE / SENSOR / SENSOR

MODELLO D'ORDINE / ORDER EXAMPLE / BESTELLBEISPIEL

MODEL **0148.6956** INCLINATION **+10°** BLANKHOLDER **9016/8016.____** OPTION CODE **9003.0001**

0148.1160 - CAM SMEG1160-20

PATENT PENDING

FORZA INIZIALE DI ESTRAZIONE / INITIAL EXTRACTION FORCE / RÜCKZUGSKRAFT **1160 daN**

SFORZO MAX TRANCIO / CUTTING MAX FORCE / MAXIMALE SCHNITTKRAFT **9000 daN**

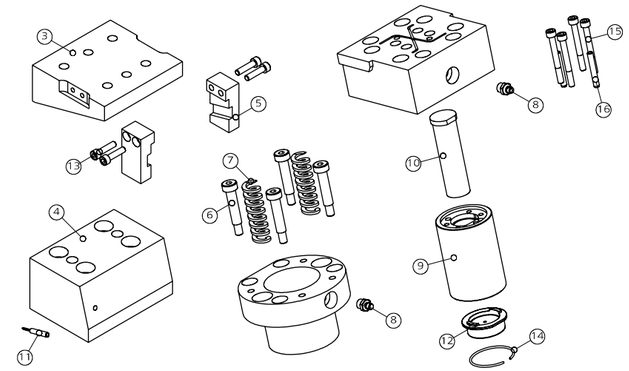

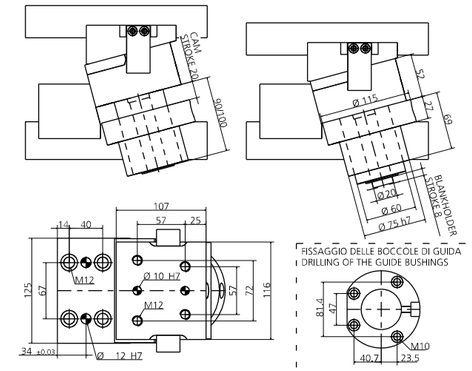

POS.	CODE	DESCRIPTION	Q.TY
001	8013.0690.1150.600.001	BOCCOLA DI GUIDA / GUIDEBUSHING / FÜHRUNGSBÜCHSE	1
002	8014.0048.1160	PORTA PUNZONE / PUNCHS HOLDER / TRÄGERPLATTE	1
003	8003.1160.1070.460.001	INCUDINE / ANVIL / TREIBER	1
004	8015.1250.0870.650.001	GUIDA / GUIDE / FÜHRUNG	1
005	8009.0048.1160	STAFFA DI AGGANCIO / BRACKET ATTACHMENT / BRACKETBEFESTIGUNG	2
006	9008.0810.040	VITE A COLLETTO / SHOULDER SCREW / ANSATZSCHRAUBE	4
007	9009.3000.0890.200	MOLLA / SPRING / FEDER	2
008	9006.002	INGRASSATORE / NIPPLE / SCHMIERUNG	2
009	9030.020.001	CILINDRO SPECIALE / SPECIAL CYLINDER / SPEZIALZYLINDER	1
010	9090.3JBM2.200.090	PUNZONE SBOZZATO TC CON ESPULSORE / BLANK-HEADED PUNCH WITH EJECTOR / ROHLING SCHNEIDSTEMPEL MIT ABSTOSSER 20 90	1*OPTION
010	9090.3JBM2.200.100	PUNZONE SBOZZATO TC CON ESPULSORE / BLANK-HEADED PUNCH WITH EJECTOR / ROHLING SCHNEIDSTEMPEL MIT ABSTOSSER 20 100	1*OPTION
010	093J_M2.200.090	PUNZONE TC CON ESPULSORE / HEADED PUNCH WITH EJECTOR / SCHNEIDSTEMPEL MIT ABSTOSSER 20 90	1*OPTION
010	093J_M2.200.100	PUNZONE TC CON ESPULSORE / HEADED PUNCH WITH EJECTOR / SCHNEIDSTEMPEL MIT ABSTOSSER 20 100	1*OPTION
011	9003.0001	SENSORE DI SICUREZZA / SECURITY SENSOR / SENSOR FÜR SICHERHEIT	1*OPTION
012	9016.090.205.001	PREMILAMIERA CORTO / SHORT BLANKHOLDER / KURZ BLECHHALTER 90MM	1*CHOOSE
012	9016.090.205.002	PREMILAMIERA LUNGO / LONG BLANKHOLDER / LANG BLECHHALTER 90MM	1*CHOOSE
012	9016.100.205.001	PREMILAMIERA CORTO / SHORT BLANKHOLDER / KURZ BLECHHALTER 100MM	1*CHOOSE
012	9016.100.205.002	PREMILAMIERA LUNGO / LONG BLANKHOLDER / LANG BLECHHALTER 100MM	1*CHOOSE
012	8016.090.205.001	PREMILAMIERA CORTO / SHORT BLANKHOLDER / KURZ BLECHHALTER 90MM	1*OPTION
012	8016.090.205.002	PREMILAMIERA LUNGO / LONG BLANKHOLDER / LANG BLECHHALTER 90MM	1*OPTION
012	8016.100.205.001	PREMILAMIERA CORTO / SHORT BLANKHOLDER / KURZ BLECHHALTER 100MM	1*OPTION
012	8016.100.205.002	PREMILAMIERA LUNGO / LONG BLANKHOLDER / LANG BLECHHALTER 100MM	1*OPTION
013	9007.06.020.129.1.4762	VITE / SCREW / SCHRAUBE M6X20	4
014	9004.2480.001	SEEGER / SEEGER / SEEGERRING	1
015	9007.06.055.129.1.4762	VITE / SCREW / SCHRAUBE M6X55	4
016	9028.060.020.8735	SPINA CILINDRICA / DOWEL PIN / ZYLINDERSTIFT D6X20	2

POSSIBILI INCLINAZIONI / POSSIBLE INCLINATIONS / MÖGLICHE NEIGUNGEN

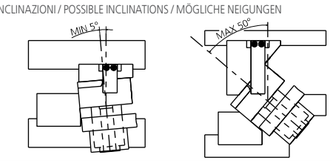

0010 (9090) PUNZONE SBOZZATO / BLANK PUNCH / ROHLING SCHNEIDSTEMPEL ISO8020

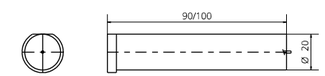

010 (093J_) PUNZONE SAGOMATO / SHAPED PUNCH / GEFORMT SCHNEIDSTEMPEL ISO8020

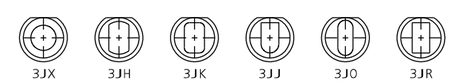

012 (9016) PREMILAMIERA SBOZZATO / BLANK-BLANKHOLDER / ROHLING BLECHHALTER

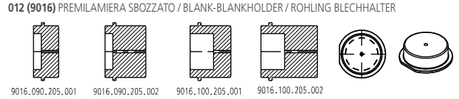

012 (8016) PREMILAMIERA SAGOMATO / SHAPED BLANKHOLDER / GEFORMT BLECHHALTER

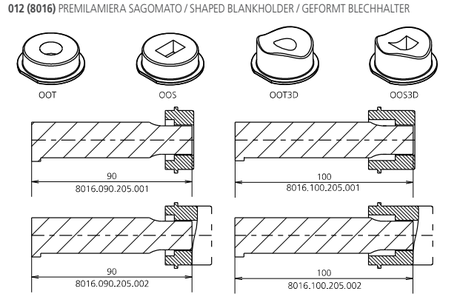

011 (9003) SENSORE / SENSOR / SENSOR

MODELLO D'ORDINE / ORDER EXAMPLE / BESTELLBEISPIEL

MODEL **0148.1160** INCLINATION **+10°** BLANKHOLDER **9016/8016.____** OPTION CODE **9003.0001**

0148.1165 - CAM SMEG1160-25

PATENT PENDING

FORZA INIZIALE DI ESTRAZIONE / INITIAL EXTRACTION FORCE / RÜCKZUGSKRAFT **1160 daN**

SFORZO MAX TRANCIO / CUTTING MAX FORCE / MAXIMALE SCHNITTKRAFT **9000 daN**

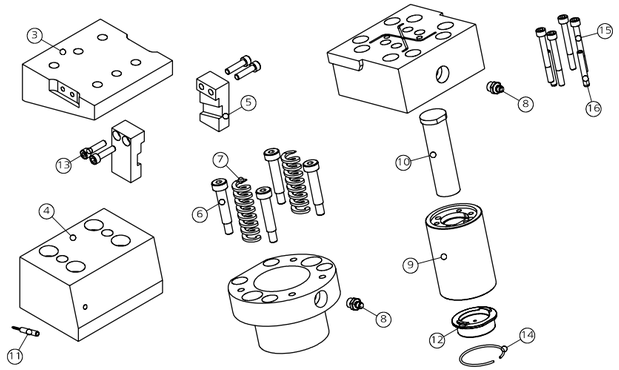

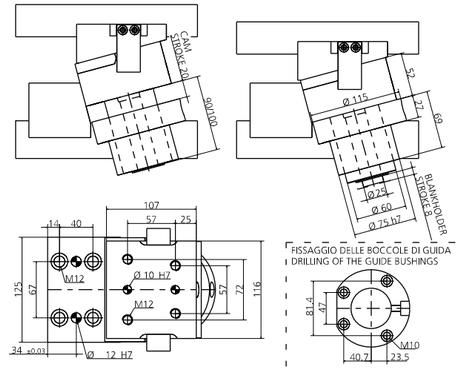

POS.	CODE	DESCRIPTION	Q.TY
001	8013.0690.1150.600.001	BOCCOLA DI GUIDA / GUIDEBUSHING / FÜHRUNGSBÜCHSE	1
002	8014.0048.1160	PORTA PUNZONE / PUNCHS HOLDER / TRÄGERPLATTE	1
003	8003.1160.1070.460.001	INCUDINE / ANVIL / TREIBER	1
004	8015.1250.0870.650.001	GUIDA / GUIDE / FÜHRUNG	1
005	8009.0048.1160	STAFFA DI AGGANCIO / BRACKET ATTACHMENT / BRACKETBEFESTIGUNG	2
006	9008.0810.040	VITE A COLLETTO / SHOULDER SCREW / ANSATZSCHRAUBE	4
007	9009.3000.0890.200	MOLLA / SPRING / FEDER	2
008	9006.002	INGRASSATORE / NIPPLE / SCHMIERUNG	2
009	9030.025.001	CILINDRO SPECIALE / SPECIAL CYLINDER / SPEZIALZYLINDER	1
010	9090.3JBM2.250.090	PUNZONE SBOZZATO TC CON ESPULSORE / BLANK-HEADED PUNCH WITH EJECTOR / ROHLING SCHNEIDSTEMPEL MIT ABSTOSSER 25 90	1*OPTION
010	9090.3JBM2.250.100	PUNZONE SBOZZATO TC CON ESPULSORE / BLANK-HEADED PUNCH WITH EJECTOR / ROHLING SCHNEIDSTEMPEL MIT ABSTOSSER 25 100	1*OPTION
010	093J_M2.250.090	PUNZONE TC CON ESPULSORE / HEADED PUNCH WITH EJECTOR / SCHNEIDSTEMPEL MIT ABSTOSSER 25 90	1*OPTION
010	093J_M2.250.100	PUNZONE TC CON ESPULSORE / HEADED PUNCH WITH EJECTOR / SCHNEIDSTEMPEL MIT ABSTOSSER 25 100	1*OPTION
011	9003.0001	SENSORE DI SICUREZZA / SECURITY SENSOR / SENSOR FÜR SICHERHEIT	1*OPTION
012	9016.090.205.001	PREMILAMIERA CORTO / SHORT BLANKHOLDER / KURZ BLECHHALTER 90MM	1*CHOOSE
012	9016.090.205.002	PREMILAMIERA LUNGO / LONG BLANKHOLDER / LANG BLECHHALTER 90MM	1*CHOOSE
012	9016.100.205.001	PREMILAMIERA CORTO / SHORT BLANKHOLDER / KURZ BLECHHALTER 100MM	1*CHOOSE
012	9016.100.205.002	PREMILAMIERA LUNGO / LONG BLANKHOLDER / LANG BLECHHALTER 100MM	1*CHOOSE
012	8016.090.205.001	PREMILAMIERA CORTO / SHORT BLANKHOLDER / KURZ BLECHHALTER 90MM	1*OPTION
012	8016.090.205.002	PREMILAMIERA LUNGO / LONG BLANKHOLDER / LANG BLECHHALTER 90MM	1*OPTION
012	8016.100.205.001	PREMILAMIERA CORTO / SHORT BLANKHOLDER / KURZ BLECHHALTER 100MM	1*OPTION
012	8016.100.205.002	PREMILAMIERA LUNGO / LONG BLANKHOLDER / LANG BLECHHALTER 100MM	1*OPTION
013	9007.06.020.129.1.4762	VITE / SCREW / SCHRAUBE M6X20	4
014	9004.2480.001	SEEGER / SEEGER / SEEGERRING	1
015	9007.06.055.129.1.4762	VITE / SCREW / SCHRAUBE M6X55	4
016	9028.060.020.8735	SPINA CILINDRICA / DOWEL PIN / ZYLINDERSTIFT D6X20	2

POSSIBILI INCLINAZIONI / POSSIBLE INCLINATIONS / MÖGLICHE NEIGUNGEN

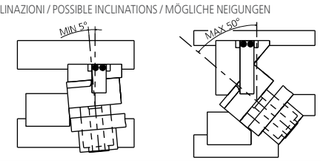

0010 (9090) PUNZONE SBOZZATO / BLANK PUNCH / ROHLING SCHNEIDSTEMPEL ISO8020

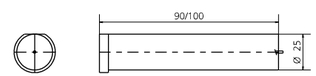

010 (093J_) PUNZONE SAGOMATO / SHAPED PUNCH / GEFORMT SCHNEIDSTEMPEL ISO8020

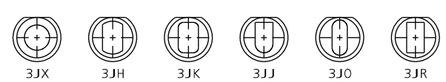

012 (9016) PREMILAMIERA SBOZZATO / BLANK-BLANKHOLDER / ROHLING BLECHHALTER

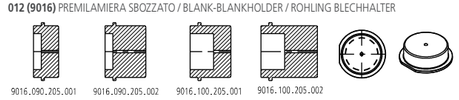

012 (8016) PREMILAMIERA SAGOMATO / SHAPED BLANKHOLDER / GEFORMT BLECHHALTER

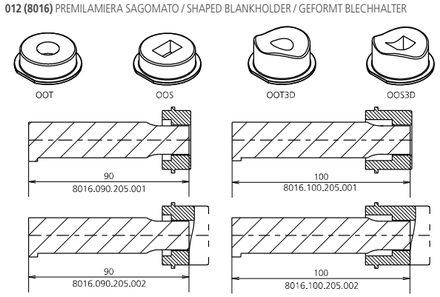

011 (9003) SENSORE / SENSOR / SENSOR

MODELLO D'ORDINE / ORDER EXAMPLE / BESTELLBEISPIEL

MODEL **0148.1165** INCLINATION **+10°** BLANKHOLDER **9016/8016.____** OPTION CODE **9003.0001**

0148.1392 - CAM SMEG1390-32

PATENT PENDING

FORZA INIZIALE DI ESTRAZIONE / INITIAL EXTRACTION FORCE / RÜCKZUGSKRAFT **1390 daN**

SFORZO MAX TRANCIO / CUTTING MAX FORCE / MAXIMALE SCHNITTKRAFT **12000 daN**

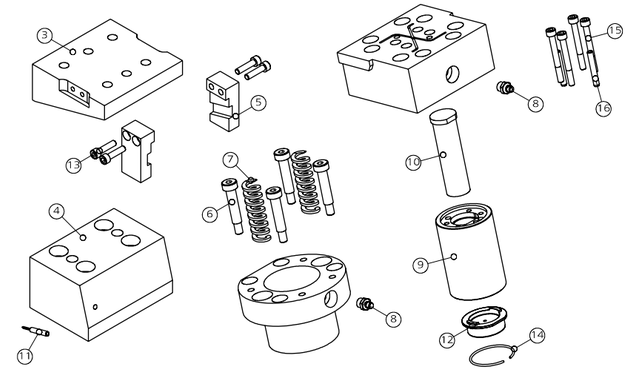

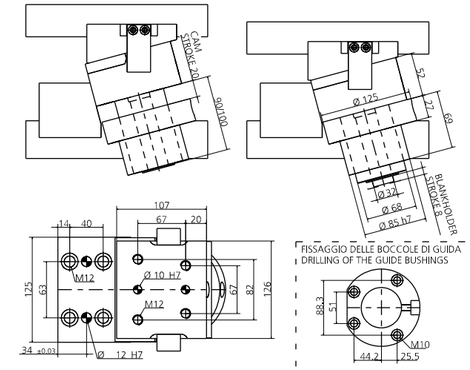

POS.	CODE	DESCRIPTION	Q.TY
001	8013.0690.1250.680.001	BOCCOLA DI GUIDA / GUIDEBUSHING / FÜHRUNGSBÜCHSE	1
002	8014.0048.1390	PORTA PUNZONE / PUNCHS HOLDER / TRÄGERPLATTE	1
003	8003.1260.1070.460.001	INCUDINE / ANVIL / TREIBER	1
004	8015.1250.0870.650.001	GUIDA / GUIDE / FÜHRUNG	1
005	8009.0048.1390	STAFFA DI AGGANCIO / BRACKET ATTACHMENT / BRACKETBEFESTIGUNG	2
006	9008.1012.040	VITE A COLLETTO / SHOULDER SCREW / ANSATZSCHRAUBE	4
007	9009.3000.0890.200	MOLLA / SPRING / FEDER	2
008	9006.002	INGRASSATORE / NIPPLE / SCHMIERUNG	2
009	9030.032.001	CILINDRO SPECIALE / SPECIAL CYLINDER / SPEZIALZYLINDER	1
010	9090.3JBM2.320.090	PUNZONE SBOZZATO TC CON ESPULSORE / BLANK-HEADED PUNCH WITH EJECTOR / ROHLING SCHNEIDSTEMPEL MIT ABSTOSSER 32 90	1*OPTION
010	9090.3JBM2.320.100	PUNZONE SBOZZATO TC CON ESPULSORE / BLANK-HEADED PUNCH WITH EJECTOR / ROHLING SCHNEIDSTEMPEL MIT ABSTOSSER 32 100	1*OPTION
010	093J_M2.320.090	PUNZONE TC CON ESPULSORE / HEADED PUNCH WITH EJECTOR / SCHNEIDSTEMPEL MIT ABSTOSSER 32 90	1*OPTION
010	093J_M2.320.100	PUNZONE TC CON ESPULSORE / HEADED PUNCH WITH EJECTOR / SCHNEIDSTEMPEL MIT ABSTOSSER 32 100	1*OPTION
011	9003.0001	SENSORE DI SICUREZZA / SECURITY SENSOR / SENSOR FÜR SICHERHEIT	1*OPTION
012	9016.090.032.001	PREMILAMIERA CORTO / SHORT BLANKHOLDER / KURZ BLECHHALTER 90MM	1*CHOOSE
012	9016.090.032.002	PREMILAMIERA LUNGO / LONG BLANKHOLDER / LANG BLECHHALTER 90MM	1*CHOOSE
012	9016.100.032.001	PREMILAMIERA CORTO / SHORT BLANKHOLDER / KURZ BLECHHALTER 100MM	1*CHOOSE
012	9016.100.032.002	PREMILAMIERA LUNGO / LONG BLANKHOLDER / LANG BLECHHALTER 100MM	1*CHOOSE
012	8016.090.032.001	PREMILAMIERA CORTO / SHORT BLANKHOLDER / KURZ BLECHHALTER 90MM	1*OPTION
012	8016.090.032.002	PREMILAMIERA LUNGO / LONG BLANKHOLDER / LANG BLECHHALTER 90MM	1*OPTION
012	8016.100.032.001	PREMILAMIERA CORTO / SHORT BLANKHOLDER / KURZ BLECHHALTER 100MM	1*OPTION
012	8016.100.032.002	PREMILAMIERA LUNGO / LONG BLANKHOLDER / LANG BLECHHALTER 100MM	1*OPTION
013	9007.06.020.129.1.4762	VITE / SCREW / SCHRAUBE M6X20	4
014	9004.2570.001	SEEGER / SEEGER / SEEGERRING	1
015	9007.06.055.129.1.4762	VITE / SCREW / SCHRAUBE M6X55	4
016	9028.060.020.8735	SPINA CILINDRICA / DOWEL PIN / ZYLINDERSTIFT D6X20	2

POSSIBILI INCLINAZIONI / POSSIBLE INCLINATIONS / MÖGLICHE NEIGUNGEN

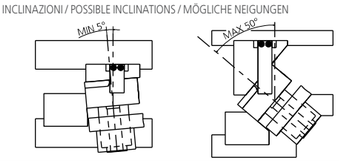

0010 (9090) PUNZONE SBOZZATO / BLANK PUNCH / ROHLING SCHNEIDSTEMPEL ISO8020

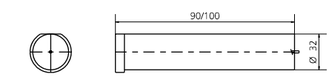

010 (093J_) PUNZONE SAGOMATO / SHAPED PUNCH / GEFORMT SCHNEIDSTEMPEL ISO8020

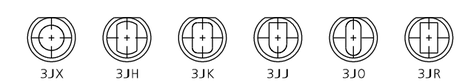

012 (9016) PREMILAMIERA SBOZZATO / BLANK-BLANKHOLDER / ROHLING BLECHHALTER

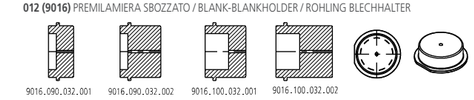

012 (8016) PREMILAMIERA SAGOMATO / SHAPED BLANKHOLDER / GEFORMT BLECHHALTER

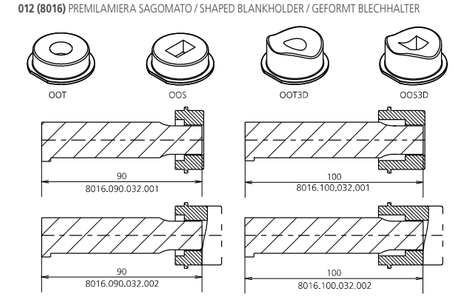

011 (9003) SENSORE / SENSOR / SENSOR

MODELLO D'ORDINE / ORDER EXAMPLE / BESTELLBEISPIEL

MODEL **0148.1392** INCLINATION **+10°** BLANKHOLDER **9016/8016.____** OPTION CODE **9003.0001**

0148.1880 - CAM SMEG1880-40

PATENT PENDING

FORZA INIZIALE DI ESTRAZIONE / INITIAL EXTRACTION FORCE / RÜCKZUGSKRAFT **1880 daN**

SFORZO MAX TRANCIO / CUTTING MAX FORCE / MAXIMALE SCHNITTKRAFT **17000 daN**

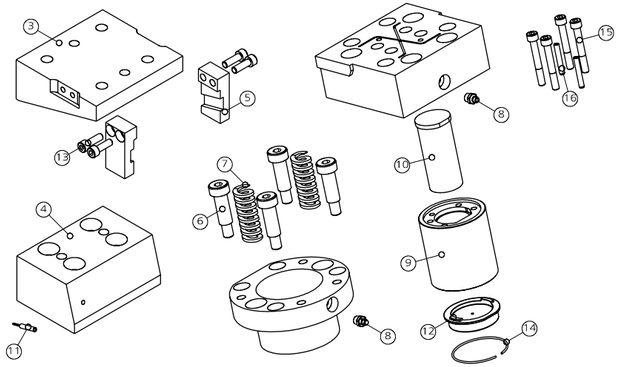

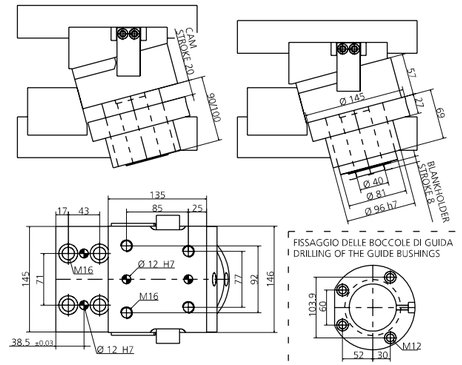

POS.	CODE	DESCRIPTION	Q.TY
001	8013.0690.1450.810.001	BOCCOLA DI GUIDA / GUIDEBUSHINGS / FÜHRUNGSBÜCHSE	1
002	8014.0048.1880	BOCCOLA DI GUIDA / GUIDEBUSHING / FÜHRUNGSBÜCHSE	1
003	8003.1460.1350.570.001	INCUDINE / ANVIL / TREIBER	1
004	8015.1450.0970.650.001	GUIDA / GUIDE / FÜHRUNG	1
005	8009.0048.1880	STAFFA DI AGGANCIO / BRACKET ATTACHMENT / BRACKETBEFESTIGUNG	2
006	9008.1216.040	VITE A COLLETTO / SHOULDER SCREW / ANSATZSCHRAUBE	4
007	9009.3000.0890.250	MOLLA / SPRING / FEDER	2
008	9006.002	INGRASSATORE / NIPPLE / SCHMIERUNG	2
009	9030.040.001	CILINDRO SPECIALE / SPECIAL CYLINDER / SPEZIALZYLINDER	1
010	9090.3JBM2.400.090	PUNZONE SBOZZATO TC CON ESPULSORE / BLANK-HEADED PUNCH WITH EJECTOR / ROHLING SCHNEIDSTEMPEL MIT ABSTOSSER 40 90	1*OPTION
010	9090.3JBM2.400.100	PUNZONE SBOZZATO TC CON ESPULSORE / BLANK-HEADED PUNCH WITH EJECTOR / ROHLING SCHNEIDSTEMPEL MIT ABSTOSSER 40 100	1*OPTION
010	093J_M2.400.090	PUNZONE TC CON ESPULSORE / HEADED PUNCH WITH EJECTOR / SCHNEIDSTEMPEL MIT ABSTOSSER 40 90	1*OPTION
010	093J_M2.400.100	PUNZONE TC CON ESPULSORE / HEADED PUNCH WITH EJECTOR / SCHNEIDSTEMPEL MIT ABSTOSSER 40 100	1*OPTION
011	9003.0001	SENSORE DI SICUREZZA / SECURITY SENSOR / SENSOR FÜR SICHERHEIT	1*OPTION
012	9016.090.040.001	PREMILAMIERA CORTO / SHORT BLANKHOLDER / KURZ BLECHHALTER 90MM	1*CHOOSE
012	9016.090.040.002	PREMILAMIERA LUNGO / LONG BLANKHOLDER / LANG BLECHHALTER 90MM	1*CHOOSE
012	9016.100.040.001	PREMILAMIERA CORTO / SHORT BLANKHOLDER / KURZ BLECHHALTER 100MM	1*CHOOSE
012	9016.100.040.002	PREMILAMIERA LUNGO / LONG BLANKHOLDER / LANG BLECHHALTER 100MM	1*CHOOSE
012	8016.090.040.001	PREMILAMIERA CORTO / SHORT BLANKHOLDER / KURZ BLECHHALTER 90MM	1*OPTION
012	8016.090.040.002	PREMILAMIERA LUNGO / LONG BLANKHOLDER / LANG BLECHHALTER 90MM	1*OPTION
012	8016.100.040.001	PREMILAMIERA CORTO / SHORT BLANKHOLDER / KURZ BLECHHALTER 100MM	1*OPTION
012	8016.100.040.002	PREMILAMIERA LUNGO / LONG BLANKHOLDER / LANG BLECHHALTER 100MM	1*OPTION
013	9007.06.020.129.1.4762	VITE / SCREW / SCHRAUBE M6X20	4
014	9004.2680.001	SEEGER / SEEGER / SEEGERRING	1
015	9007.08.055.129.1.4762	VITE / SCREW / SCHRAUBE M8X55	4
016	9028.060.020.8735	SPINA CILINDRICA / DOWEL PIN / ZYLINDERSTIFT D6X20	2

POSSIBILI INCLINAZIONI / POSSIBLE INCLINATIONS / MÖGLICHE NEIGUNGEN

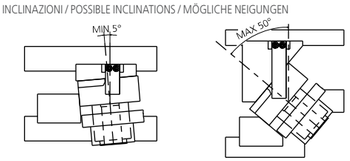

0010 (9090) PUNZONE SBOZZATO / BLANK PUNCH / ROHLING SCHNEIDSTEMPEL ISO8020

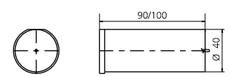

010 (093J_) PUNZONE SAGOMATO / SHAPED PUNCH / GEFORMT SCHNEIDSTEMPEL ISO8020

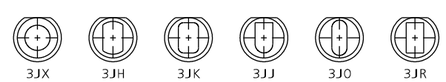

012 (9016) PREMILAMIERA SBOZZATO / BLANK-BLANKHOLDER / ROHLING BLECHHALTER

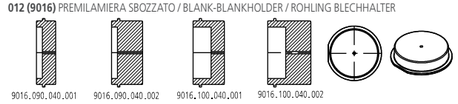

012 (8016) PREMILAMIERA SAGOMATO / SHAPED BLANKHOLDER / GEFORMT BLECHHALTER

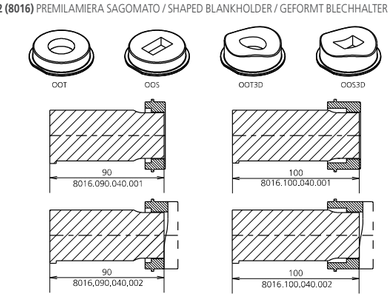

011 (9003) SENSORE / SENSOR / SENSOR

MODELLO D'ORDINE / ORDER EXAMPLE / BESTELLBEISPIEL

MODEL **0148.1880** INCLINATION **+10°** BLANKHOLDER **9016/8016.____** OPTION CODE **9003.0001**

0148.3303 - CAM SMEG3300-63

PATENT PENDING

FORZA INIZIALE DI ESTRAZIONE / INITIAL EXTRACTION FORCE / RÜCKZUGSKRAFT **3300 daN**

SFORZO MAX TRANCIO / CUTTING MAX FORCE / MAXIMALE SCHNITTKRAFT **30000 daN**

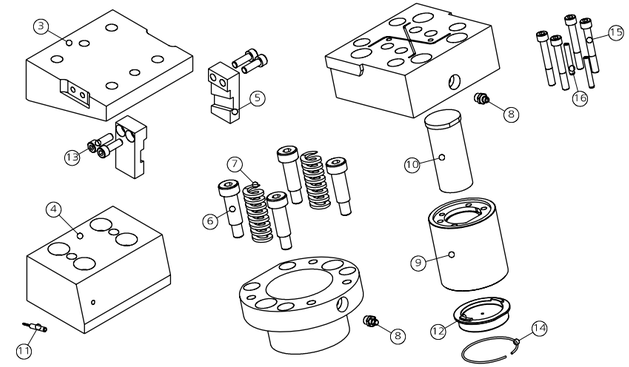

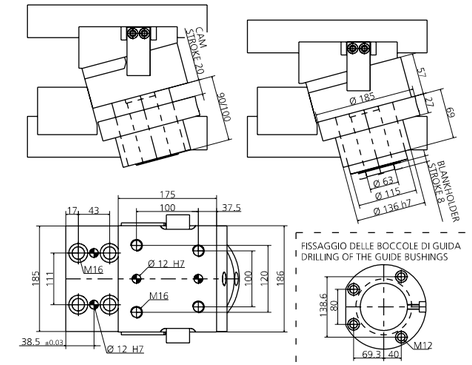

POS.	CODE	DESCRIPTION	Q.TY
001	8013.0690.1850.115.001	BOCCOLA DI GUIDA / GUIDEBUSHING / FÜHRUNGSBÜCHSE	1
002	8014.0048.3300	PORTA PUNZONE / PUNCHS HOLDER / TRÄGERPLATTE	1
003	8003.1860.1750.106.001	INCUDINE / ANVIL / TREIBER	1
004	8015.1850.1070.750.001	GUIDA / GUIDE / FÜHRUNG	1
005	8009.0048.3300	STAFFA DI AGGANCIO / BRACKET ATTACHMENT / BRACKETBEFESTIGUNG	2
006	9008.1216.040	VITE A COLLETTO / SHOULDER SCREW / ANSATZSCHRAUBE	4
007	9009.3000.0890.250	MOLLA / SPRING / FEDER	2
008	9006.002	INGRASSATORE / NIPPLE / SCHMIERUNG	2
009	9030.063.001	CILINDRO SPECIALE / SPECIAL CYLINDER / SPEZIALZYLINDER	1
010	9090.3JBM2.630.090	PUNZONE SBOZZATO TC CON ESPULSORE / BLANK-HEADED PUNCH WITH EJECTOR / ROHLING SCHNEIDSTEMPEL MIT ABSTOSSER 63 90	1*OPTION
010	9090.3JBM2.630.100	PUNZONE SBOZZATO TC CON ESPULSORE / BLANK-HEADED PUNCH WITH EJECTOR / ROHLING SCHNEIDSTEMPEL MIT ABSTOSSER 63 100	1*OPTION
010	093J_M2.630.090	PUNZONE TC CON ESPULSORE / HEADED PUNCH WITH EJECTOR / SCHNEIDSTEMPEL MIT ABSTOSSER 63 90	1*OPTION
010	093J_M2.630.100	PUNZONE TC CON ESPULSORE / HEADED PUNCH WITH EJECTOR / SCHNEIDSTEMPEL MIT ABSTOSSER 63 100	1*OPTION
011	9003.0001	SENSORE DI SICUREZZA / SECURITY SENSOR / SENSOR FÜR SICHERHEIT	1*OPTION
012	9016.090.063.001	PREMILAMIERA CORTO / SHORT BLANKHOLDER / KURZ BLECHHALTER 90MM	1*CHOOSE
012	9016.090.063.002	PREMILAMIERA LUNGO / LONG BLANKHOLDER / LANG BLECHHALTER 90MM	1*CHOOSE
012	9016.100.063.001	PREMILAMIERA CORTO / SHORT BLANKHOLDER / KURZ BLECHHALTER 100MM	1*CHOOSE
012	9016.100.063.002	PREMILAMIERA LUNGO / LONG BLANKHOLDER / LANG BLECHHALTER 100MM	1*CHOOSE
012	8016.090.063.001	PREMILAMIERA CORTO / SHORT BLANKHOLDER / KURZ BLECHHALTER 90MM	1*OPTION
012	8016.090.063.002	PREMILAMIERA LUNGO / LONG BLANKHOLDER / LANG BLECHHALTER 90MM	1*OPTION
012	8016.100.063.001	PREMILAMIERA CORTO / SHORT BLANKHOLDER / KURZ BLECHHALTER 100MM	1*OPTION
012	8016.100.063.002	PREMILAMIERA LUNGO / LONG BLANKHOLDER / LANG BLECHHALTER 100MM	1*OPTION
013	9007.08.030.129.1.4762	VITE / SCREW / SCHRAUBE M8X30	4
014	9004.2980.001	SEEGER / SEEGER / SEEGERRING	1
015	9007.08.055.129.1.4762	VITE / SCREW / SCHRAUBE M8X55	4
016	9028.060.020.8735	SPINA CILINDRICA / DOWEL PIN / ZYLINDERSTIFT D6X20	2

POSSIBILI INCLINAZIONI / POSSIBLE INCLINATIONS / MÖGLICHE NEIGUNGEN

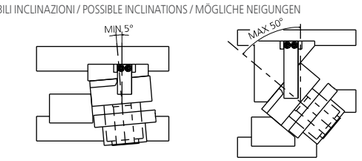

0010 (9090) PUNZONE SBOZZATO / BLANK PUNCH / ROHLING SCHNEIDSTEMPEL ISO8020

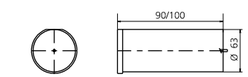

010 (093J_) PUNZONE SAGOMATO / SHAPED PUNCH / GEFORMT SCHNEIDSTEMPEL ISO8020

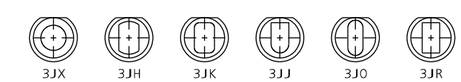

012 (9016) PREMILAMIERA SBOZZATO / BLANK-BLANKHOLDER / ROHLING BLECHHALTER

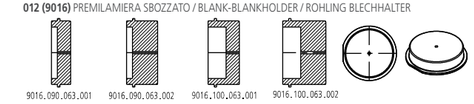

012 (8016) PREMILAMIERA SAGOMATO / SHAPED BLANKHOLDER / GEFORMT BLECHHALTER

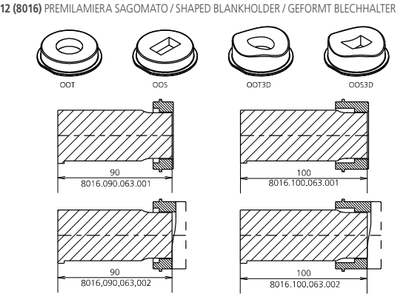

011 (9003) SENSORE / SENSOR / SENSOR

MODELLO D'ORDINE / ORDER EXAMPLE / BESTELLBEISPIEL

MODEL **0148.3303** INCLINATION **+10°** BLANKHOLDER **9016/8016.____** OPTION CODE **9003.0001**

CAM **M/ML**

Camma meccanica contenente un punzone ricavato da uno standard ISO 8020 di potenza fino a 5000 daN con ritorno mediante molla in acciaio. M ha corsa normale, ML ha corsa lunga. L'estrazione dalla lamiera è fatta tramite gomma PU. Può essere montata in posizione orizzontale o inclinata (previo confronto con l'ufficio tecnico Newstark). Possibili applicazioni: adatta a lavori generalmente di tranciatura e foratura.

Mechanical cam which contains a punch made from an ISO 8020 standard power supply up to 5000 daN with steel spring return. M normal stroke, ML long stroke. The extraction from metal sheet is made by gummy-PU. Can be fitted horizontally or inclined (after comparison with Newstark's technical department). Means of application: generally suitable for cutting and drilling work.

Mechanische Stanzeinheit, die einen Schneidstempel nach ISO 8020 enthält, mit einer Kraft bis 5000 daN mit einem Rücklauf, der durch eine Stahlfeder sichergestellt wird. Modell M hat normalen Hub, Modell ML hat einen längeren Hub. Das Blech wird durch eine PU-Feder abgestreift. Die Einheiten können (nach Abstimmung mit dem technische Büro von Newstark) horizontal oder geneigt montiert werden. Mögliche Anwendungen: Prägen und Lochen.

PUNTI DI FORZA / STRENGTHS / STÄRKEN

CAM **M/ML**

ESEMPI DI APPLICAZIONI SPECIALI / EXAMPLES OF SPECIAL APPLICATIONS / BEISPIELE FÜR SPEZIELLE ANWENDUNGEN

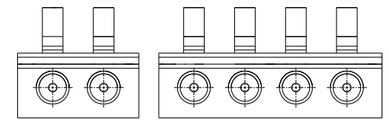

DISEGNO DEL MONTAGGIO / MOUNTING DESIGN / MONTAGEZEICHNUNG

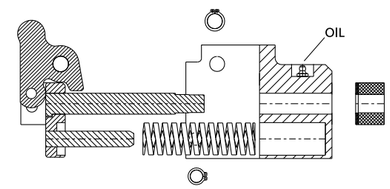

SMONTAGGIO PRODOTTO M/ML / PRODUCT DISASSEMBLY M/ML / DEMONTAGE DES PRODUKTES M/ML

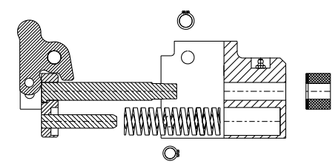

1. **Togliere porta punzone e punzone rimuovendo i seeger come indicato.**
2. **Eseguire le verifiche.**
3. **Rimontare con cura, lubrificando con grasso bisolfuro di Molibdeno (MoS2). L'uso di questo grasso viene consigliato da Newstark.**
4. **Assicurare il corretto riposizionamento dei singoli componenti.**

Lubrificare durante l'uso con grasso bisolfuro di Molibdeno (MoS2).

1. Take off the punch holder and the punch by removing the seegers as shown.
2. Check the components.
3. Reassemble carefully using grease with disulfide molybdeno (MoS2). The use of this grease is recommended by Newstark.
4. Ensure the correct positioning of the individual components.

During use lubricate with grease with disulfide molybdeno (MoS2).

1. Seegering und Bolzen entfernen um die Stempelhalteplatte und den Stempel herauszuziehen.
2. Komponenten prüfen.
3. Montage in umgekehrter Reihenfolge unter Verwendung von Molybdändisulfidfett (MoS2) nachschmieren. Die Verwendung dieses Fett wird durch Newstark empfohlen.
4. Auf richtigen Sitz der einzelnen Komponenten achten.

Während des Gebrauches, mit Molybdändisulfidfett (MoS2) nachschmieren.

M

ML

0140.0170 - CAM M170

FORZA INIZIALE DI ESTRAZIONE / INITIAL EXTRACTION FORCE / RÜCKZUGSKRAFT **170 daN**

SFORZO MAX TRANCIO / CUTTING MAX FORCE / MAXIMALE SCHNITTKRAFT **1000 daN**

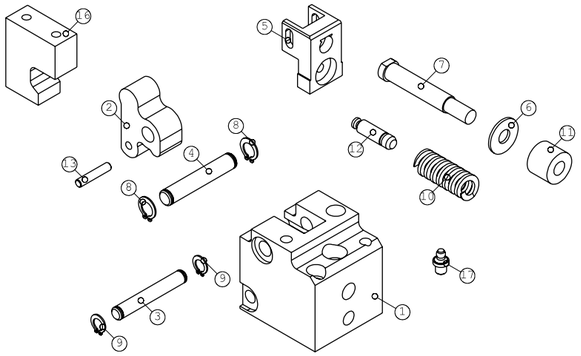

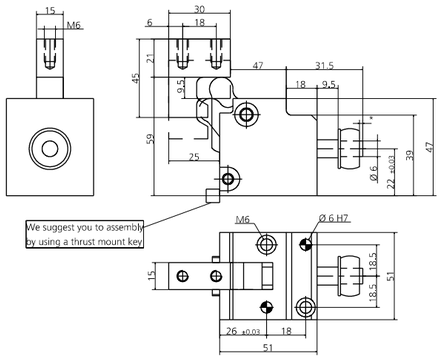

POS.	CODE	DESCRIPTION	Q.TY
001	8000.0040.0170	CORPO CAMMA / CAM BODY / GRUNDGEHÄUSE	1
002	8001.4041.0170.000	LEVA / LEVER / NOCKE 0	1
002	8001.4041.0170.620	LEVA / LEVER / NOCKE +0.01 +20	1*OPTION
002	8001.4041.0170.640	LEVA / LEVER / NOCKE +20.01 +40	1*OPTION
002	8001.4041.0170.720	LEVA / LEVER / NOCKE -0.01 -20	1*OPTION
002	8001.4041.0170.740	LEVA / LEVER / NOCKE -20.01 -40	1*OPTION
003	8005.0510.0474.060.001	PERNO / PIN / STIFT	1
004	8005.0510.0476.080.001	PERNO / PIN / STIFT	1
005	8014.4041.0170	PORTA PUNZONE / GATE PUNCH / STEMPELHALTEPLATTE	1
006	8006.0020.0240.062.001	RONDELLA / WASHER / UNTERLEGSCHEIBE	1
007	09MJBM2.080.064	MJB_PUNZONE TC CON ESPULSORE / HEADED PUNCH WITH EJECTOR / SCHNEIDSTEMPEL MIT ABSTOSSER 8 64.5	1
007	09MJXM2.080.064	MJX_PUNZONE TC CON ESPULSORE / HEADED PUNCH WITH EJECTOR / SCHNEIDSTEMPEL MIT ABSTOSSER 8 64.5	1*OPTION
007	09MJOM2.080.064	MJO_PUNZONE TC CON ESPULSORE / HEADED PUNCH WITH EJECTOR / SCHNEIDSTEMPEL MIT ABSTOSSER 8 64.5	1*OPTION
007	09MJJM2.080.064	MJJ_PUNZONE TC CON ESPULSORE / HEADED PUNCH WITH EJECTOR / SCHNEIDSTEMPEL MIT ABSTOSSER 8 64.5	1*OPTION
007	09MJHM2.080.064	MJH_PUNZONE TC CON ESPULSORE / HEADED PUNCH WITH EJECTOR / SCHNEIDSTEMPEL MIT ABSTOSSER 8 64.5	1*OPTION
007	09MJKM2.080.064	MJK_PUNZONE TC CON ESPULSORE / HEADED PUNCH WITH EJECTOR / SCHNEIDSTEMPEL MIT ABSTOSSER 8 64.5	1*OPTION
007	09MJNM2.080.064	MJN_PUNZONE TC CON ESPULSORE / HEADED PUNCH WITH EJECTOR / SCHNEIDSTEMPEL MIT ABSTOSSER 8 64.5	1*OPTION
007	09MJLM2.080.064	MJL_PUNZONE TC CON ESPULSORE / HEADED PUNCH WITH EJECTOR / SCHNEIDSTEMPEL MIT ABSTOSSER 8 64.5	1*OPTION
007	09MJRM2.080.064	MJR_PUNZONE TC CON ESPULSORE / HEADED PUNCH WITH EJECTOR / SCHNEIDSTEMPEL MIT ABSTOSSER 8 64.5	1*OPTION
007	09MJVM2.080.064	MJV_PUNZONE TC CON ESPULSORE / HEADED PUNCH WITH EJECTOR / SCHNEIDSTEMPEL MIT ABSTOSSER 8 64.5	1*OPTION
007	09MJYM2.080.064	MJY_PUNZONE TC CON ESPULSORE / HEADED PUNCH WITH EJECTOR / SCHNEIDSTEMPEL MIT ABSTOSSER 8 64.5	1*OPTION
007	09MJZM2.080.064	MJZ_PUNZONE TC CON ESPULSORE / HEADED PUNCH WITH EJECTOR / SCHNEIDSTEMPEL MIT ABSTOSSER 8 64.5	1*OPTION
008	9004.1080.001	SEEGER / SEEGER / SEEGERRING	2
009	9004.1060.001	SEEGER / SEEGER / SEEGERRING	2
010	9009.2000.0320.120	MOLLA / SPRING / FEDER	1
011	8060.0620.020.E090.001	MOLLA IN GOMMA / RUBBER SPRING / ABSTREIFFEDER	1
012	8005.0265.0150.060.001	PERNO / PIN / STIFT	1
013	8005.0230.0230.040.001	PERNO / PIN / STIFT	1
016	8003.0450.0300.150.001	INCUDINE / ANVIL / TREIBER	1*OPTION
017	9006.001	INGRASSATORE / NIPPLES / SCHMIERUNG	1

002 (8001) LEVA / LEVER / NOCKE

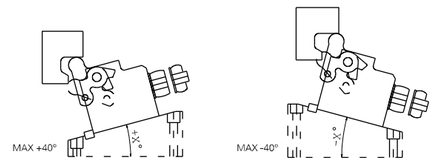

007 (09M) PUNZONE TC / HEADED PUNCH / SCHNEIDSTEMPEL ISO8020

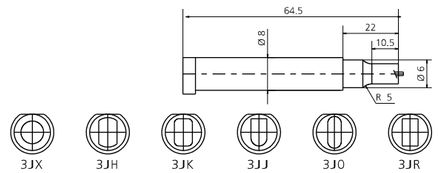

MODELLO D'ORDINE / ORDER EXAMPLE / BESTELLBEISPIEL

MODEL **0140.0170** INCLINATION **+10°** OPTION CODE **8001.4041.0170.620**

0140.0210 - CAM M210

FORZA INIZIALE DI ESTRAZIONE / INITIAL EXTRACTION FORCE / RÜCKZUGSKRAFT **210 daN**

SFORZO MAX TRANCIO / CUTTING MAX FORCE / MAXIMALE SCHNITTKRAFT **3000 daN**

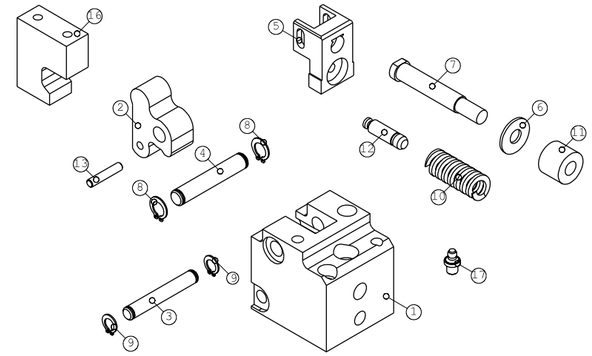

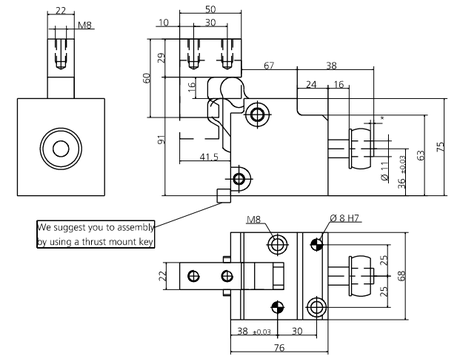

POS.	CODE	DESCRIPTION	Q.TY
001	8000.0040.0210	CORPO CAMMA / CAM BODY / GRUNDGEHÄUSE	1
002	8001.4041.0210.000	LEVA / LEVER / NOCKE 0	1
002	8001.4041.0210.620	LEVA / LEVER / NOCKE +0.01 +20	1*OPTION
002	8001.4041.0210.640	LEVA / LEVER / NOCKE +20.01 +40	1*OPTION
002	8001.4041.0210.720	LEVA / LEVER / NOCKE -0.01 -20	1*OPTION
002	8001.4041.0210.730	LEVA / LEVER / NOCKE -20.01 -30	1*OPTION
002	8001.4041.0210.740	LEVA / LEVER / NOCKE -30.01 -40	1*OPTION
003	8005.0680.0640.100.001	PERNO / PIN / STIFT	1
004	8005.0680.0640.120.001	PERNO / PIN / STIFT	1
005	8014.4041.0210	PORTA PUNZONE / GATE PUNCH / STEMPELHALTEPLATTE	1
006	8006.0020.0280.111.001	RONDELLA / WASHER / UNTERLEGSCHEIBE	1
007	09MJBM2.130.085	MJB_PUNZONE TC CON ESPULSORE / HEADED PUNCH WITH EJECTOR / SCHNEIDSTEMPEL MIT ABSTOSSER 13 85.5	1
007	09MJXM2.130.085	MJX_PUNZONE TC CON ESPULSORE / HEADED PUNCH WITH EJECTOR / SCHNEIDSTEMPEL MIT ABSTOSSER 13 85.5	1*OPTION
007	09MJOM2.130.085	MJO_PUNZONE TC CON ESPULSORE / HEADED PUNCH WITH EJECTOR / SCHNEIDSTEMPEL MIT ABSTOSSER 13 85.5	1*OPTION
007	09MJJM2.130.085	MJJ_PUNZONE TC CON ESPULSORE / HEADED PUNCH WITH EJECTOR / SCHNEIDSTEMPEL MIT ABSTOSSER 13 85.5	1*OPTION
007	09MJHM2.130.085	MJH_PUNZONE TC CON ESPULSORE / HEADED PUNCH WITH EJECTOR / SCHNEIDSTEMPEL MIT ABSTOSSER 13 85.5	1*OPTION
007	09MJKM2.130.085	MJK_PUNZONE TC CON ESPULSORE / HEADED PUNCH WITH EJECTOR / SCHNEIDSTEMPEL MIT ABSTOSSER 13 85.5	1*OPTION
007	09MJNM2.130.085	MJN_PUNZONE TC CON ESPULSORE / HEADED PUNCH WITH EJECTOR / SCHNEIDSTEMPEL MIT ABSTOSSER 13 85.5	1*OPTION
007	09MJLM2.130.085	MJL_PUNZONE TC CON ESPULSORE / HEADED PUNCH WITH EJECTOR / SCHNEIDSTEMPEL MIT ABSTOSSER 13 85.5	1*OPTION
007	09MJRM2.130.085	MJR_PUNZONE TC CON ESPULSORE / HEADED PUNCH WITH EJECTOR / SCHNEIDSTEMPEL MIT ABSTOSSER 13 85.5	1*OPTION
007	09MJVM2.130.085	MJV_PUNZONE TC CON ESPULSORE / HEADED PUNCH WITH EJECTOR / SCHNEIDSTEMPEL MIT ABSTOSSER 13 85.5	1*OPTION
007	09MJYM2.130.085	MJY_PUNZONE TC CON ESPULSORE / HEADED PUNCH WITH EJECTOR / SCHNEIDSTEMPEL MIT ABSTOSSER 13 85.5	1*OPTION
007	09MJZM2.130.085	MJZ_PUNZONE TC CON ESPULSORE / HEADED PUNCH WITH EJECTOR / SCHNEIDSTEMPEL MIT ABSTOSSER 13 85.5	1*OPTION
008	9004.1120.001	SEEGER / SEEGER / SEEGERRING	2
009	9004.1100.001	SEEGER / SEEGER / SEEGERRING	2
010	9009.2000.0510.200	MOLLA / SPRING / FEDER	1
011	9010.1125.020.E090.001	MOLLA IN GOMMA / RUBBER SPRING / ABSTREIFFEDER	1
012	8005.0385.0250.100.001	PERNO / PIN / STIFT	1
013	8005.0310.0310.060.001	PERNO / PIN / STIFT	1
016	8003.0600.0500.220.001	INCUDINE / ANVIL / TREIBER	1*OPTION
017	9006.002	INGRASSATORE / NIPPLE / SCHMIERUNG	1

002 (8001) LEVA / LEVER / NOCKE

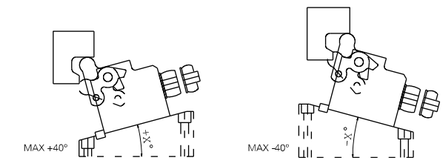

007 (09M) PUNZONE TC / HEADED PUNCH / SCHNEIDSTEMPEL ISO8020

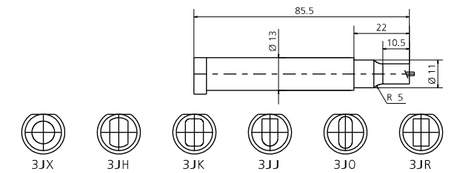

MODELLO D'ORDINE / ORDER EXAMPLE / BESTELLBEISPIEL

MODEL **0140.0210** INCLINATION **+10°** OPTION CODE **8001.4041.0210.620**

0140.0320 - CAM M320

FORZA INIZIALE DI ESTRAZIONE / INITIAL EXTRACTION FORCE / RÜCKZUGSKRAFT **320 daN**

SFORZO MAX TRANCIO / CUTTING MAX FORCE / MAXIMALE SCHNITTKRAFT **5000 daN**

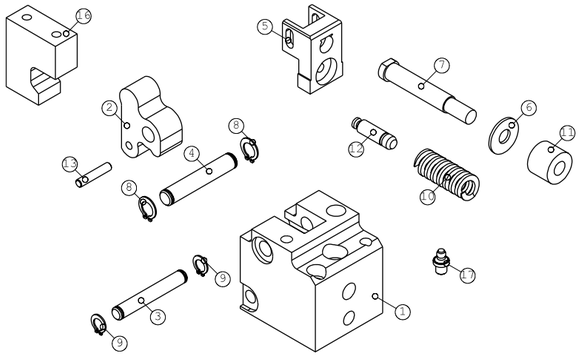

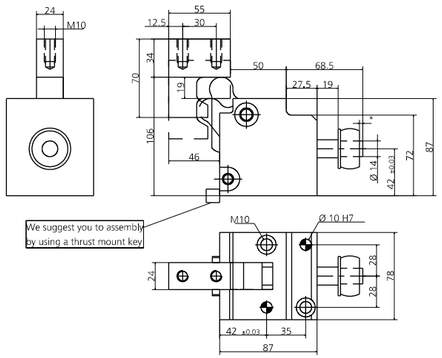

POS.	CODE	DESCRIPTION	Q.TY
001	8000.0040.0320	CORPO CAMMA / CAM BODY / GRUNDGEHÄUSE	1
002	8001.4041.0320.000	LEVA / LEVER / NOCKE 0	1
002	8001.4041.0320.620	LEVA / LEVER / NOCKE +0.01 +20	1*OPTION
002	8001.4041.0320.640	LEVA / LEVER / NOCKE +20.01 +40	1*OPTION
002	8001.4041.0320.720	LEVA / LEVER / NOCKE -0.01 -20	1*OPTION
002	8001.4041.0320.740	LEVA / LEVER / NOCKE -20.01 -40	1*OPTION
003	8005.0780.0740.100.001	PERNO / PIN / STIFT	1
004	8005.0780.0740.120.001	PERNO / PIN / STIFT	1
005	8014.4041.0320	PORTA PUNZONE / GATE PUNCH / STEMPELHALTEPLATTE	1
006	8006.0020.0350.141.001	RONDELLA / WASHER / UNTERLEGSCHEIBE	1
007	09MJBM2.160.096	MJB_PUNZONE TC CON ESPULSORE / HEADED PUNCH WITH EJECTOR / SCHNEIDSTEMPEL MIT ABSTOSSER 16 96.5	1
007	09MJXM2.160.096	MJX_PUNZONE TC CON ESPULSORE / HEADED PUNCH WITH EJECTOR / SCHNEIDSTEMPEL MIT ABSTOSSER 16 96.5	1*OPTION
007	09MJOM2.160.096	MJO_PUNZONE TC CON ESPULSORE / HEADED PUNCH WITH EJECTOR / SCHNEIDSTEMPEL MIT ABSTOSSER 16 96.5	1*OPTION
007	09MJJM2.160.096	MJJ_PUNZONE TC CON ESPULSORE / HEADED PUNCH WITH EJECTOR / SCHNEIDSTEMPEL MIT ABSTOSSER 16 96.5	1*OPTION
007	09MJHM2.160.096	MJH_PUNZONE TC CON ESPULSORE / HEADED PUNCH WITH EJECTOR / SCHNEIDSTEMPEL MIT ABSTOSSER 16 96.5	1*OPTION
007	09MJKM2.160.096	MJK_PUNZONE TC CON ESPULSORE / HEADED PUNCH WITH EJECTOR / SCHNEIDSTEMPEL MIT ABSTOSSER 16 96.5	1*OPTION
007	09MJNM2.160.096	MJN_PUNZONE TC CON ESPULSORE / HEADED PUNCH WITH EJECTOR / SCHNEIDSTEMPEL MIT ABSTOSSER 16 96.5	1*OPTION
007	09MJLM2.160.096	MJL_PUNZONE TC CON ESPULSORE / HEADED PUNCH WITH EJECTOR / SCHNEIDSTEMPEL MIT ABSTOSSER 16 96.5	1*OPTION
007	09MJRM2.160.096	MJR_PUNZONE TC CON ESPULSORE / HEADED PUNCH WITH EJECTOR / SCHNEIDSTEMPEL MIT ABSTOSSER 16 96.5	1*OPTION
007	09MJVM2.160.096	MJV_PUNZONE TC CON ESPULSORE / HEADED PUNCH WITH EJECTOR / SCHNEIDSTEMPEL MIT ABSTOSSER 16 96.5	1*OPTION
007	09MJYM2.160.096	MJY_PUNZONE TC CON ESPULSORE / HEADED PUNCH WITH EJECTOR / SCHNEIDSTEMPEL MIT ABSTOSSER 16 96.5	1*OPTION
007	09MJZM2.160.096	MJZ_PUNZONE TC CON ESPULSORE / HEADED PUNCH WITH EJECTOR / SCHNEIDSTEMPEL MIT ABSTOSSER 16 96.5	1*OPTION
008	9004.1120.001	SEEGER / SEEGER / SEEGERRING	2
009	9004.1100.001	SEEGER / SEEGER / SEEGERRING	2
010	9009.2000.0640.250	MOLLA / SPRING / FEDER	1
011	8060.1432.020.E090.001	MOLLA IN GOMMA / RUBBER SPRING / ABSTREIFFEDER	1
012	8005.0465.0300.120.001	PERNO / PIN / STIFT	1
013	8005.0350.0350.080.001	PERNO / PIN / STIFT	1
016	8003.0700.0550.240.001	INCUDINE / ANVIL / TREIBER	1*OPTION
017	9006.002	INGRASSATORE / NIPPLE / SCHMIERUNG	1

002 (8001) LEVA / LEVER / NOCKE

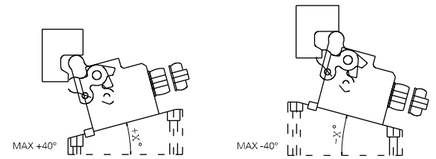

007 (09M) PUNZONE TC / HEADED PUNCH / SCHNEIDSTEMPEL ISO8020

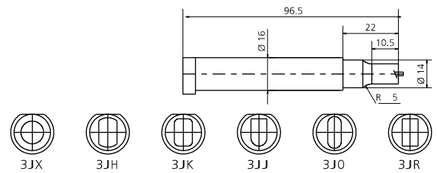

MODELLO D'ORDINE / ORDER EXAMPLE / BESTELLBEISPIEL

MODEL **0140.0320** INCLINATION **+10°** OPTION CODE **8001.4041.0320.620**

0141.0170 - CAM ML170

FORZA INIZIALE DI ESTRAZIONE / INITIAL EXTRACTION FORCE / RÜCKZUGSKRAFT **170 daN**

SFORZO MAX TRANCIO / CUTTING MAX FORCE / MAXIMALE SCHNITTKRAFT **1000 daN**

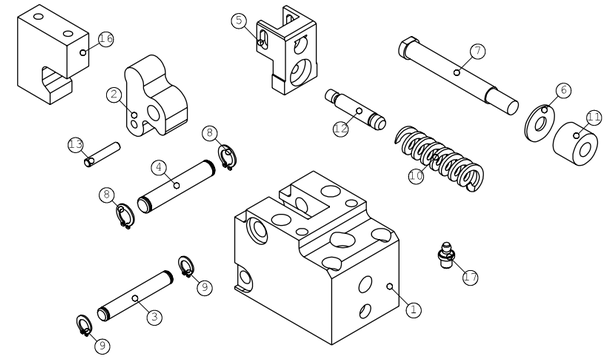

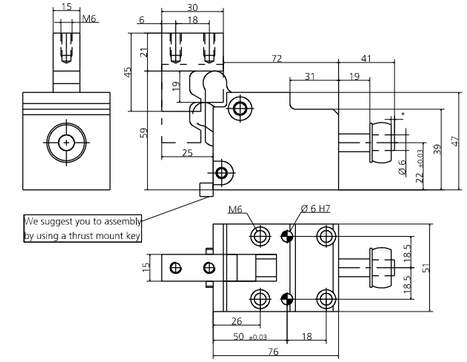

POS.	CODE	DESCRIPTION	Q.TY
001	8000.0041.0170	CORPO CAMMA / CAM BODY / GRUNDGEHÄUSE	1
002	8001.4041.0170.000	LEVA / LEVER / NOCKE 0	1
002	8001.4041.0170.620	LEVA / LEVER / NOCKE +0.01 +20	1*OPTION
002	8001.4041.0170.640	LEVA / LEVER / NOCKE +20.01 +40	1*OPTION
002	8001.4041.0170.720	LEVA / LEVER / NOCKE -0.01 -20	1*OPTION
002	8001.4041.0170.740	LEVA / LEVER / NOCKE -20.01 -40	1*OPTION
003	8005.0510.0474.060.001	PERNO / PIN / STIFT	1
004	8005.0510.0476.080.001	PERNO / PIN / STIFT	1
005	8014.4041.0170	PORTA PUNZONE / GATE PUNCH / STEMPELHALTEPLATTE	1
006	8006.0020.0240.062.001	RONDELLA / WASHER / UNTERLEGSCHEIBE	1
007	09MJBM2.080.089	MJB_PUNZONE TC CON ESPULSORE / HEADED PUNCH WITH EJECTOR / SCHNEIDSTEMPEL MIT ABSTOSSER 8 89.5	1
007	09MJXM2.080.089	MJX_PUNZONE TC CON ESPULSORE / HEADED PUNCH WITH EJECTOR / SCHNEIDSTEMPEL MIT ABSTOSSER 8 89.5	1*OPTION
007	09MJOM2.080.089	MJO_PUNZONE TC CON ESPULSORE / HEADED PUNCH WITH EJECTOR / SCHNEIDSTEMPEL MIT ABSTOSSER 8 89.5	1*OPTION
007	09MJJM2.080.089	MJJ_PUNZONE TC CON ESPULSORE / HEADED PUNCH WITH EJECTOR / SCHNEIDSTEMPEL MIT ABSTOSSER 8 89.5	1*OPTION
007	09MJHM2.080.089	MJH_PUNZONE TC CON ESPULSORE / HEADED PUNCH WITH EJECTOR / SCHNEIDSTEMPEL MIT ABSTOSSER 8 89.5	1*OPTION
007	09MJKM2.080.089	MJK_PUNZONE TC CON ESPULSORE / HEADED PUNCH WITH EJECTOR / SCHNEIDSTEMPEL MIT ABSTOSSER 8 89.5	1*OPTION
007	09MJNM2.080.089	MJN_PUNZONE TC CON ESPULSORE / HEADED PUNCH WITH EJECTOR / SCHNEIDSTEMPEL MIT ABSTOSSER 8 89.5	1*OPTION
007	09MJLM2.080.089	MJL_PUNZONE TC CON ESPULSORE / HEADED PUNCH WITH EJECTOR / SCHNEIDSTEMPEL MIT ABSTOSSER 8 89.5	1*OPTION
007	09MJRM2.080.089	MJR_PUNZONE TC CON ESPULSORE / HEADED PUNCH WITH EJECTOR / SCHNEIDSTEMPEL MIT ABSTOSSER 8 89.5	1*OPTION
007	09MJVM2.080.089	MJV_PUNZONE TC CON ESPULSORE / HEADED PUNCH WITH EJECTOR / SCHNEIDSTEMPEL MIT ABSTOSSER 8 89.5	1*OPTION
007	09MJYM2.080.089	MJY_PUNZONE TC CON ESPULSORE / HEADED PUNCH WITH EJECTOR / SCHNEIDSTEMPEL MIT ABSTOSSER 8 89.5	1*OPTION
007	09MJZM2.080.089	MJZ_PUNZONE TC CON ESPULSORE / HEADED PUNCH WITH EJECTOR / SCHNEIDSTEMPEL MIT ABSTOSSER 8 89.5	1*OPTION
008	9004.1080.001	SEEGER / SEEGER / SEEGERRING	2
009	9004.1060.001	SEEGER / SEEGER / SEEGERRING	2
010	9009.2000.0640.120	MOLLA / SPRING / FEDER	1
011	8060.0620.020.E090.001	MOLLA IN GOMMA / RUBBER SPRING / ABSTREIFFEDER	1
012	8005.0465.0350.060.001	PERNO / PIN / STIFT	1
013	8005.0230.0230.040.001	PERNO / PIN / STIFT	1
016	8003.0450.0300.150.001	INCUDINE / ANVIL / TREIBER	1*OPTION
017	9006.001	INGRASSATORE / NIPPLES / SCHMIERUNG	1

002 (8001) LEVA / LEVER / NOCKE

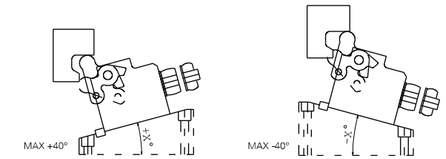

007 (09M) PUNZONE TC / HEADED PUNCH / SCHNEIDSTEMPEL ISO8020

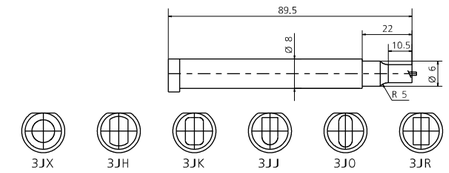

MODELLO D'ORDINE / ORDER EXAMPLE / BESTELLBEISPIEL

MODEL **0141.0170** INCLINATION **+10°** OPTION CODE **8001.4041.0170.620**

0141.0210 - **CAM ML210**

FORZA INIZIALE DI ESTRAZIONE / INITIAL EXTRACTION FORCE / RÜCKZUGSKRAFT **210 daN**

SFORZO MAX TRANCIO / CUTTING MAX FORCE / MAXIMALE SCHNITTKRAFT **3000 daN**

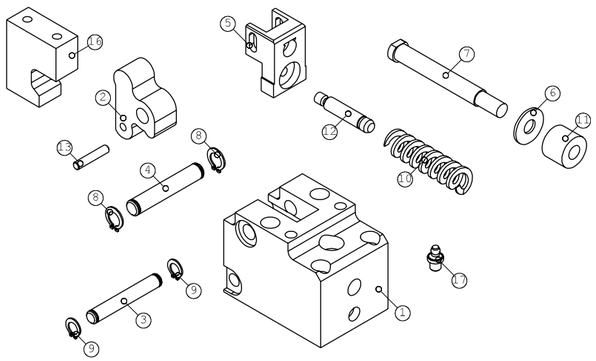

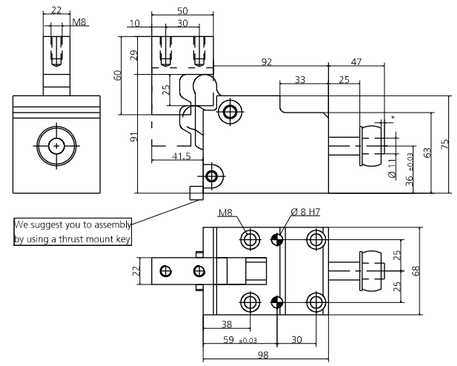

POS.	CODE	DESCRIPTION	Q.TY
001	8000.0041.0210	CORPO CAMMA / CAM BODY / GRUNDGEHÄUSE	1
002	8001.4041.0210.000	LEVA / LEVER / NOCKE 0	1
002	8001.4041.0210.620	LEVA / LEVER / NOCKE +0.01 +20	1*OPTION
002	8001.4041.0210.640	LEVA / LEVER / NOCKE +20.01 +40	1*OPTION
002	8001.4041.0210.720	LEVA / LEVER / NOCKE-0.01 -20	1*OPTION
002	8001.4041.0210.730	LEVA / LEVER / NOCKE -20.01 -30	1*OPTION
002	8001.4041.0210.740	LEVA / LEVER / NOCKE -30.01 -40	1*OPTION
003	8005.0680.0640.100.001	PERNO / PIN / STIFT	1
004	8005.0680.0640.120.001	PERNO / PIN / STIFT	1
005	8014.4041.0210	PORTA PUNZONE / GATE PUNCH / STEMPELHALTEPLATTE	1
006	8006.0020.0280.111.001	RONDELLA / WASHER / UNTERLEGSCHEIBE	1
007	09MJBM2.130.107	MJB_PUNZONE TC CON ESPULSORE / HEADED PUNCH WITH EJECTOR / SCHNEIDSTEMPEL MIT ABSTOSSER 13 107.5	1
007	09MJXM2.130.107	MJX_PUNZONE TC CON ESPULSORE / HEADED PUNCH WITH EJECTOR / SCHNEIDSTEMPEL MIT ABSTOSSER 13 107.5	1*OPTION
007	09MJOM2.130.107	MJO_PUNZONE TC CON ESPULSORE / HEADED PUNCH WITH EJECTOR / SCHNEIDSTEMPEL MIT ABSTOSSER 13 107.5	1*OPTION
007	09MJJM2.130.107	MJJ_PUNZONE TC CON ESPULSORE / HEADED PUNCH WITH EJECTOR / SCHNEIDSTEMPEL MIT ABSTOSSER 13 107.5	1*OPTION
007	09MJHM2.130.107	MJH_PUNZONE TC CON ESPULSORE / HEADED PUNCH WITH EJECTOR / SCHNEIDSTEMPEL MIT ABSTOSSER 13 107.5	1*OPTION
007	09MJKM2.130.107	MJK_PUNZONE TC CON ESPULSORE / HEADED PUNCH WITH EJECTOR / SCHNEIDSTEMPEL MIT ABSTOSSER 13 107.5	1*OPTION
007	09MJNM2.130.107	MJN_PUNZONE TC CON ESPULSORE / HEADED PUNCH WITH EJECTOR / SCHNEIDSTEMPEL MIT ABSTOSSER 13 107.5	1*OPTION
007	09MJLM2.130.107	MJL_PUNZONE TC CON ESPULSORE / HEADED PUNCH WITH EJECTOR / SCHNEIDSTEMPEL MIT ABSTOSSER 13 107.5	1*OPTION
007	09MJRM2.130.107	MJR_PUNZONE TC CON ESPULSORE / HEADED PUNCH WITH EJECTOR / SCHNEIDSTEMPEL MIT ABSTOSSER 13 107.5	1*OPTION
007	09MJVM2.130.107	MJV_PUNZONE TC CON ESPULSORE / HEADED PUNCH WITH EJECTOR / SCHNEIDSTEMPEL MIT ABSTOSSER 13 107.5	1*OPTION
007	09MJYM2.130.107	MJY_PUNZONE TC CON ESPULSORE / HEADED PUNCH WITH EJECTOR / SCHNEIDSTEMPEL MIT ABSTOSSER 13 107.5	1*OPTION
007	09MJZM2.130.107	MJZ_PUNZONE TC CON ESPULSORE / HEADED PUNCH WITH EJECTOR / SCHNEIDSTEMPEL MIT ABSTOSSER 13 107.5	1*OPTION
008	9004.1120.001	SEEGER / SEEGER / SEEGERRING	2
009	9004.1100.001	SEEGER / SEEGER / SEEGERRING	2
010	9009.2000.0760.200	MOLLA / SPRING / FEDER	1
011	9010.1125.020.E090.001	MOLLA IN GOMMA / RUBBER SPRING / ABSTREIFFEDER	1
012	8005.0535.0400.100.001	PERNO / PIN / STIFT	1
013	8005.0310.0310.060.001	PERNO / PIN / STIFT	1
016	8003.0600.0500.220.001	INCUDINE / ANVIL / TREIBER	1*OPTION
017	9006.002	INGRASSATORE / NIPPLE / SCHMIERUNG	1

002 (8001) LEVA / LEVER / NOCKE

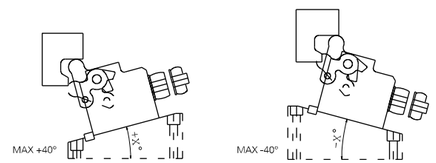

007 (09M) PUNZONE TC / HEADED PUNCH / SCHNEIDSTEMPEL ISO8020

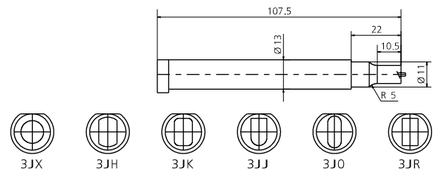

MODELLO D'ORDINE / ORDER EXAMPLE / BESTELLBEISPIEL

MODEL **0141.0210** INCLINATION **+10°** OPTION CODE **8001.4041.0210.620**

0141.0320 - **CAM ML320**

FORZA INIZIALE DI ESTRAZIONE / INITIAL EXTRACTION FORCE / RÜCKZUGSKRAFT **320 daN**

SFORZO MAX TRANCIO / CUTTING MAX FORCE / MAXIMALE SCHNITTKRAFT **5000 daN**

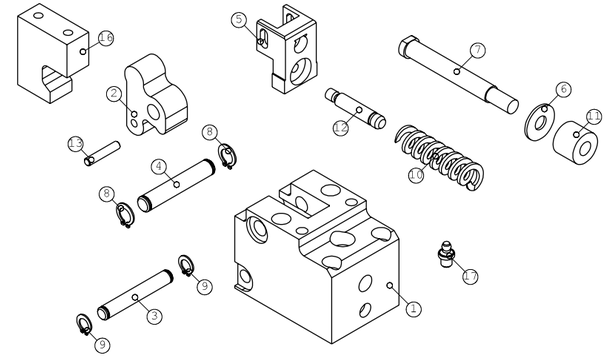

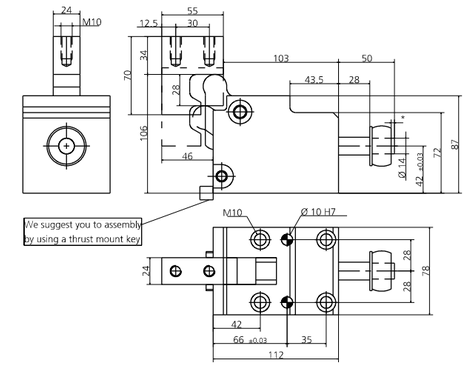

POS.	CODE	DESCRIPTION	Q.TY
001	8000.0041.0320	CORPO CAMMA / CAM BODY / GRUNDGEHÄUSE	1
002	8001.4041.0320.000	LEVA / LEVER / NOCKE 0	1
002	8001.4041.0320.620	LEVA / LEVER / NOCKE +0.01 +20	1*OPTION
002	8001.4041.0320.640	LEVA / LEVER / NOCKE +20.01 +40	1*OPTION
002	8001.4041.0320.720	LEVA / LEVER / NOCKE -0.01 -20	1*OPTION
002	8001.4041.0320.740	LEVA / LEVER / NOCKE -20.01 -40	1*OPTION
003	8005.0780.0740.100.001	PERNO / PIN / STIFT	1
004	8005.0780.0740.120.001	PERNO / PIN / STIFT	1
005	8014.4041.0320	PORTA PUNZONE / GATE PUNCH / STEMPELHALTEPLATTE	1
006	8006.0020.0350.141.001	RONDELLA / WASHER / UNTERLEGSCHEIBE	1
007	09MJBM2.160.121	MJB_PUNZONE TC CON ESPULSORE / HEADED PUNCH WITH EJECTOR / SCHNEIDSTEMPEL MIT ABSTOSSER 16 121.5	1
007	09MJXM2.160.121	MJX_PUNZONE TC CON ESPULSORE / HEADED PUNCH WITH EJECTOR / SCHNEIDSTEMPEL MIT ABSTOSSER 16 121.5	1*OPTION
007	09MJOM2.160.121	MJO_PUNZONE TC CON ESPULSORE / HEADED PUNCH WITH EJECTOR / SCHNEIDSTEMPEL MIT ABSTOSSER 16 121.5	1*OPTION
007	09MJJM2.160.121	MJJ_PUNZONE TC CON ESPULSORE / HEADED PUNCH WITH EJECTOR / SCHNEIDSTEMPEL MIT ABSTOSSER 16 121.5	1*OPTION
007	09MJHM2.160.121	MJH_PUNZONE TC CON ESPULSORE / HEADED PUNCH WITH EJECTOR / SCHNEIDSTEMPEL MIT ABSTOSSER 16 121.5	1*OPTION
007	09MJKM2.160.121	MJK_PUNZONE TC CON ESPULSORE / HEADED PUNCH WITH EJECTOR / SCHNEIDSTEMPEL MIT ABSTOSSER 16 121.5	1*OPTION
007	09MJNM2.160.121	MJN_PUNZONE TC CON ESPULSORE / HEADED PUNCH WITH EJECTOR / SCHNEIDSTEMPEL MIT ABSTOSSER 16 121.5	1*OPTION
007	09MJLM2.160.121	MJL_PUNZONE TC CON ESPULSORE / HEADED PUNCH WITH EJECTOR / SCHNEIDSTEMPEL MIT ABSTOSSER 16 121.5	1*OPTION
007	09MJRM2.160.121	MJR_PUNZONE TC CON ESPULSORE / HEADED PUNCH WITH EJECTOR / SCHNEIDSTEMPEL MIT ABSTOSSER 16 121.5	1*OPTION
007	09MJVM2.160.121	MJV_PUNZONE TC CON ESPULSORE / HEADED PUNCH WITH EJECTOR / SCHNEIDSTEMPEL MIT ABSTOSSER 16 121.5	1*OPTION
007	09MJYM2.160.121	MJY_PUNZONE TC CON ESPULSORE / HEADED PUNCH WITH EJECTOR / SCHNEIDSTEMPEL MIT ABSTOSSER 16 121.5	1*OPTION
007	09MJZM2.160.121	MJZ_PUNZONE TC CON ESPULSORE / HEADED PUNCH WITH EJECTOR / SCHNEIDSTEMPEL MIT ABSTOSSER 16 1215	1*OPTION
008	9004.1120.001	SEEGER / SEEGER / SEEGERRING	2
009	9004.1100.001	SEEGER / SEEGER / SEEGERRING	2
010	9009.2000.0890.250	MOLLA / SPRING / FEDER	1
011	8060.1432.020.E090.001	MOLLA IN GOMMA / RUBBER SPRING / ABSTREIFFEDER	1
012	8005.0665.0500.120.001	PERNO / PIN / STIFT	1
013	8005.0350.0350.080.001	PERNO / PIN / STIFT	1
016	8003.0700.0550.240.001	INCUDINE / ANVIL / TREIBER	1*OPTION
017	9006.002	INGRASSATORE / NIPPLE / SCHMIERUNG	1

002 (8001) LEVA / LEVER / NOCKE

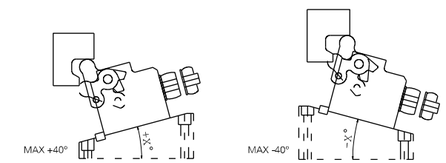

007 (09M) PUNZONE TC / HEADED PUNCH / SCHNEIDSTEMPEL ISO8020

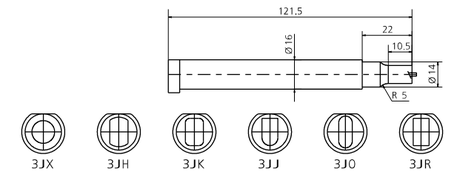

MODELLO D'ORDINE / ORDER EXAMPLE / BESTELLBEISPIEL

MODEL **0141.0320** INCLINATION **+10°** OPTION CODE **8001.4041.0320.620**

CAM **MA**

Camma meccanica di potenza fino a 10000 daN con ritorno garantito mediante una molla ad azoto, su cui vengono applicati gli accessori o gli acciai per eseguire le lavorazioni desiderate. È dotata di una struttura solida e compatta, al cui interno vi è un meccanismo antirotativo di posizionamento. Può essere montata in posizione orizzontale o inclinata (previo confronto con l'ufficio tecnico Newstark).
Possibili applicazioni: adatta a lavori generalmente di tranciatura,foratura e piegatura.

Mechanical cam with power supply up to 10000 daN with return by nitrogen spring, on which are applied accessories or steel, to perform required work. It has a solid and compact structure, in which there is an anti-rotation system. Can be fitted horizontally or inclined (after comparison with Newstark's technical department). Means of application: generally suitable for cutting, drilling and bending works.

Mechanische Stanzheit mit der Kraft bis 10000 daN und einem Rücklauf, der durch eine Stickstofffeder sichergestellt wird. An die Stahlplatte kann Zubehör je nach Bedarf angebracht werden. Diese Stanzeinheit hat eine feste und kompakte Bauweise, und vorfügt über ein Anti-Rotation System für den Werkzeugträger. Die Einheiten können (nach Abstimmung mit dem technische Büro von Newstark) horizontal oder geneigt montiert werden.
Mögliche Anwendungen: Stanzen, Biegen und Prägen.

PUNTI DI FORZA / STRENGTHS / STÄRKEN

CAM **MA**

DISEGNO DEL MONTAGGIO / MOUNTING DESIGN / MONTAGEZEICHNUNG

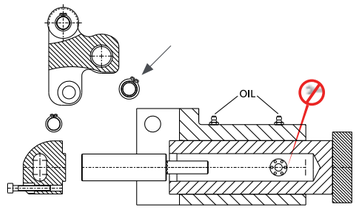

ATTENZIONE:
per eseguire la prova manualmente togliere il cilindro come indicato.
ATTENTION:
in order to manually perform the test, extract the cylinder as indicated.
ACHTUNG:
Stickstoffzylinder verbaut, Schieber nur in Grundstellung öffnen.

SMONTAGGIO PRODOTTO MA / PRODUCT DISASSEMBLY MA / DEMONTAGE DES PRODUKTES MA

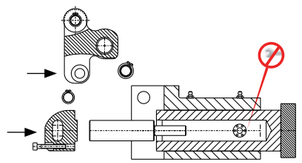

ATTENZIONE: cilindro a gas in pressione.
ATTENTION: gas cylinder under pressure.
ACHTUNG: Gasdruckfeder steht unter hohem Druck.

Attenzione: Assicurarsi che la camma sia nella sua posizione normale prima di eseguire qualsiasi lavoro di smontaggio o manutenzione.
1. Togliere il cilindro a gas rimuovendo i seeger e le viti come indicato.
2. Eseguire le verifiche.
3. Rimontare con cura lubrificando con grasso bisolfuro di Molibdeno (MoS2). L'uso di questo grasso viene consigliato da Newstark.
4. Assicurare il corretto riposizionamento dei singoli componenti.

Lubrificare durante l'uso con grasso bisolfuro di Molibdeno (MoS2).

Attention: Undertake reassemly or maintenance work only when the cam unit is in its basic position.
1. Take off the gas cylinder by removing the seegers and the screws as shown.
2. Check the components.
3. Reassemble carefully using grease with disulfide molybdeno (MoS2). The use of this grease is recommended by Newstark.
4. Ensure the correct positioning of the individual components.

During use lubricate with grease with disulfide molybdeno (MoS2).

Achtung: Wartungs-und Demontagearbeiten nur in Grundstellung der Stanzeinheit vornehmen.
1. Seegering und Schrauben entfernen um die Gasdruckfeder herauszuziehen.
2. Komponenten prüfen.
3. Montage in umgekehrter Reihenfolge unter Verwendung von Molybdändisulfidfett (MoS2). Die Verwendung dieses Fett wird durch Newstark empfohlen.
4. Auf richtigen Sitz der einzelnen Komponenten achten.

Während des Gebrauches, mit Molybdändisulfidfett (MoS2) nachschmieren.

0142.0100 - **CAM MA100**

FORZA INIZIALE DI ESTRAZIONE / INITIAL EXTRACTION FORCE / RÜCKZUGSKRAFT **100 daN**

SFORZO MAX TRANCIO / CUTTING MAX FORCE / MAXIMALE SCHNITTKRAFT **2500 daN**

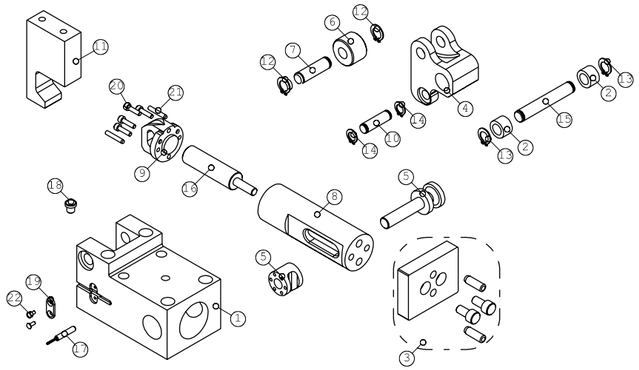

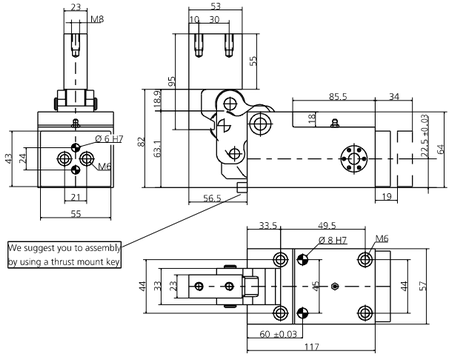

POS.	CODE	DESCRIPTION	Q.TY
001	8000.0042.0100	CORPO CAMMA / CAM BODY / GRUNDGEHÄUSE	1
002	9005.0112.0010.001	CUSCINETTO / BEARING / LAGER	2
003	8014.4244.0100	KIT PORTA PUNZONE / KIT PUNCH HOLDER / KIT TRÄGERPLATTE	1*OPTION
004	8001.0042.0100.000	LEVA / LEVER / NOCKE 0	1
004	8001.0042.0100.620	LEVA / LEVER / NOCKE +0.01 +20	1*OPTION
004	8001.0042.0100.640	LEVA / LEVER / NOCKE +20.01 +40	1*OPTION
004	8001.0042.0100.720	LEVA / LEVER / NOCKE -0.01 -20	1*OPTION
004	8001.0042.0100.740	LEVA / LEVER / NOCKE -20.01 -40	1*OPTION
005	8017.4244.0100	PERNO DI GUIDA / GUIDE PIN / FÜHRUNGSSTIFTE	1
006	8004.0260.0170.100.001	ROTELLA / ROLLER / ROLLE	1
007	8005.0376.0350.100.001	PERNO / PIN / STIFT	1
008	8018.1120.0905.350.001	PERNO CENTRALE / CENTRAL PIN / HAUPTSTIFT	1
009	8002.0042.0100	FLANGIA / FLANGE / FLANSCH	1
010	8005.0326.0300.100.001	PERNO / PIN / STIFT	1
011	8003.0950.0530.230.001	INCUDINE / ANVIL / TREIBER	1*OPTION
012	9004.1100.001	SEEGER / SEEGER / SEEGERRING	2
013	9004.1100.001	SEEGER / SEEGER / SEEGERRING	2
014	9004.1100.001	SEEGER / SEEGER / SEEGERRING	2
015	8005.0546.0520.100.001	PERNO / PIN / STIFT	1
016	9000.0020.0015.001	CILINDRO AD AZOTO / NITROGEN CYLINDER / STICKSTOFFZYLINDER	1
017	9003.0001	SENSORE DI SICUREZZA / SECURITY SENSOR / SENSOR FÜR SICHERHEIT	1*OPTION
018	9006.004	INGRASSATORE / NIPPLES / SCHMIERUNG	1
019	8030.0230.0100.020.001	PIASTRA / PLATE / PLATTE	1
020	9007.04.010.129.1.4762	VITE / SCREW / SCHRAUBE M4X10	4
021	9028.040.010.8735	SPINA CILINDRICA / DOWEL PIN / ZYLINDERSTIFT D4X10	2
022	9007.03.005.048.1.7687	VITE / SCREW / SCHRAUBE M3X5	2

004 (8001) LEVA / LEVER / NOCKE

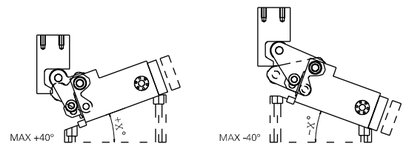

017 (9003) SENSORE / SENSOR / SENSOR

MODELLO D'ORDINE / ORDER EXAMPLE / BESTELLBEISPIEL

MODEL **0142.0100** INCLINATION **+10°** OPTION CODE **8001.0042.0100.620**

0142.0150 - **CAM MA150**

FORZA INIZIALE DI ESTRAZIONE / INITIAL EXTRACTION FORCE / RÜCKZUGSKRAFT **150 daN**

SFORZO MAX TRANCIO / CUTTING MAX FORCE / MAXIMALE SCHNITTKRAFT **3000 daN**

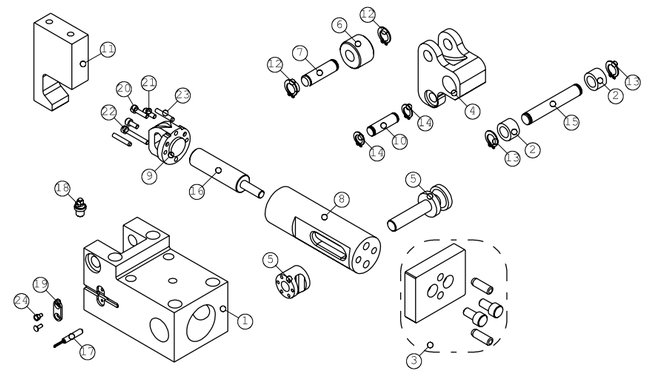

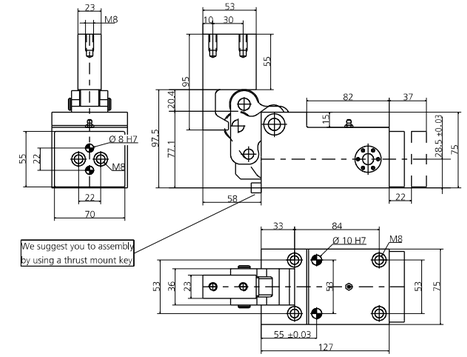

POS.	CODE	DESCRIPTION	Q.TY
001	8000.0042.0150	CORPO CAMMA / CAM BODY / GRUNDGEHÄUSE	1
002	9005.0112.0012.001	CUSCINETTO / BEARING / LAGER	2
003	8014.4244.0150	KIT PORTA PUNZONE / KIT PUNCH HOLDER / KIT TRÄGERPLATTE	1*OPTION
004	8001.0042.0150.000	LEVA / LEVER / NOCKE 0	1
004	8001.0042.0150.620	LEVA / LEVER / NOCKE +0.01 +20	1*OPTION
004	8001.0042.0150.640	LEVA / LEVER / NOCKE +20.01 +40	1*OPTION
004	8001.0042.0150.720	LEVA / LEVER / NOCKE -0.01 -20	1*OPTION
004	8001.0042.0150.740	LEVA / LEVER / NOCKE -20.01 -40	1*OPTION
005	8017.4244.0150	PERNO DI GUIDA / GUIDE PIN / FÜHRUNGSSTIFTE	1
006	8004.0290.0200.120.001	ROTELLA / ROLLER / ROLLE	1
007	8005.0420.0380.120.001	PERNO / PIN / STIFT	1
008	8018.1220.1070.400.001	PERNO CENTRALE / CENTRAL PIN / HAUPTSTIFT	1
009	8002.0042.0150	FLANGIA / FLANGE / FLANSCH	1
010	8005.0356.0330.100.001	PERNO / PIN / STIFT	1
011	8003.0950.0530.230.001	INCUDINE / ANVIL / TREIBER	1*OPTION
012	9004.1120.001	SEEGER / SEEGER / SEEGERRING	2
013	9004.1120.001	SEEGER / SEEGER / SEEGERRING	2
014	9004.1100.001	SEEGER / SEEGER / SEEGERRING	2
015	8005.0740.0700.120.001	PERNO / PIN / STIFT	1
016	9000.0025.0019.001	CILINDRO AD AZOTO / NITROGEN CYLINDER / STICKSTOFFZYLINDER	1
017	9003.0001	SENSORE DI SICUREZZA / SECURITY SENSOR / SENSOR FÜR SICHERHEIT	1*OPTION
018	9006.002	INGRASSATORE / NIPPLE / SCHMIERUNG	1
019	8030.0230.0100.020.001	PIASTRA / PLATE / PLATTE	1
020	9007.04.010.129.1.4762	VITE / SCREW / SCHRAUBE SCHRAUBE M4X10	1
021	9007.04.008.129.1.4762	VITE / SCREW / SCHRAUBE M4X8	2
022	9007.04.025.129.1.4762	VITE / SCREW / SCHRAUBE M4X25	1
023	9028.040.010.8735	SPINA CILINDRICA / DOWEL PIN / ZYLINDERSTIFT D4X10	2
024	9007.03.005.048.1.7687	VITE / SCREW / SCHRAUBE M3X5	2

004 (8001) LEVA / LEVER / NOCKE

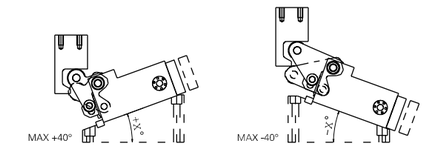

017 (9003) SENSORE / SENSOR / SENSOR

MODELLO D'ORDINE / ORDER EXAMPLE / BESTELLBEISPIEL

MODEL **0142.0150** INCLINATION **+10°** OPTION CODE **8001.0042.0150.620**

0142.0240 - **CAM MA240**

FORZA INIZIALE DI ESTRAZIONE / INITIAL EXTRACTION FORCE / RÜCKZUGSKRAFT **240 daN**

SFORZO MAX TRANCIO / CUTTING MAX FORCE / MAXIMALE SCHNITTKRAFT **5000 daN**

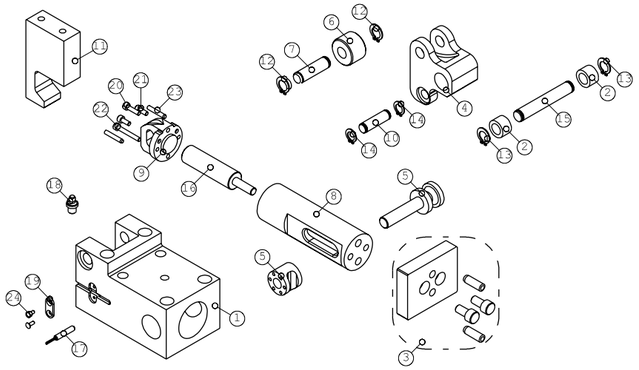

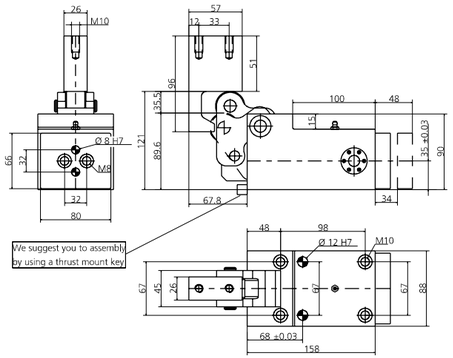

POS.	CODE	DESCRIPTION	Q.TY
001	8000.0042.0240	CORPO CAMMA / CAM BODY / GRUNDGEHÄUSE	1
002	9005.0112.0015.001	CUSCINETTO / BEARING / LAGER	2
003	8014.4244.0240	KIT PORTA PUNZONE / KIT PUNCH HOLDER / KIT TRÄGERPLATTE	1*OPTION
004	8001.0042.0240.000	LEVA / LEVER / NOCKE 0	1
004	8001.0042.0240.610	LEVA / LEVER / NOCKE +0.01 +10	1*OPTION
004	8001.0042.0240.630	LEVA / LEVER / NOCKE +10.01 +30	1*OPTION
004	8001.0042.0240.645	LEVA / LEVER / NOCKE +30.01 +45	1*OPTION
004	8001.0042.0240.715	LEVA / LEVER / NOCKE -0.01 -15	1*OPTION
004	8001.0042.0240.730	LEVA / LEVER / NOCKE -15.01 -30	1*OPTION
004	8001.0042.0240.745	LEVA / LEVER / NOCKE -30.01 -45	1*OPTION
005	8017.4244.0240	PERNO DI GUIDA / GUIDE PIN / FÜHRUNGSSTIFTE	1
006	8004.0290.0240.120.001	ROTELLA / ROLLER / ROLLE	1
007	8005.0510.0470.120.001	PERNO / PIN / STIFT	1
008	8018.1524.1344.500.001	PERNO CENTRALE / CENTRAL PIN / HAUPTSTIFT	1
009	8002.0042.0240	FLANGIA / FLANGE / FLANSCH	1
010	8005.0446.0406.120.001	PERNO / PIN / STIFT	1
011	8003.0960.0570.260.001	INCUDINE / ANVIL / TREIBER	1*OPTION
012	9004.1120.001	SEEGER / SEEGER / SEEGERRING	2
013	9004.1150.001	SEEGER / SEEGER / SEEGERRING	2
014	9004.1120.001	SEEGER / SEEGER / SEEGERRING	2
015	8005.0870.0830.150.001	PERNO / PIN / STIFT	1
016	9000.0038.0025.001	CILINDRO AD AZOTO / NITROGEN CYLINDER / STICKSTOFFZYLINDER	1
017	9003.0001	SENSORE DI SICUREZZA / SECURITY SENSOR / SENSOR FÜR SICHERHEIT	1*OPTION
018	9006.002	INGRASSATORE / NIPPLE / SCHMIERUNG	1
019	8030.0230.0100.020.001	PIASTRA / PLATE / PLATTE	1
020	9007.05.016.129.1.4762	VITE / SCREW / SCHRAUBE M5X16	1
021	9007.05.010.129.1.4762	VITE / SCREW / SCHRAUBE M5X10	2
022	9007.05.035.129.1.4762	VITE / SCREW / SCHRAUBE M5X35	1
023	9028.050.012.8735	SPINA CILINDRICA / DOWEL PIN / ZYLINDERSTIFT D5X12	2
024	9007.03.005.048.1.7687	VITE / SCREW / SCHRAUBE M3X5	2

004 (8001) LEVA / LEVER / NOCKE

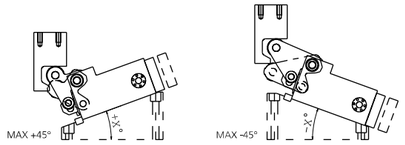

017 (9003) SENSORE / SENSOR / SENSOR

MODELLO D'ORDINE / ORDER EXAMPLE / BESTELLBEISPIEL

MODEL **0142.0240** INCLINATION **+10°** OPTION CODE **8001.0042.0240.610**

0142.0600 - **CAM MA600**

FORZA INIZIALE DI ESTRAZIONE / INITIAL EXTRACTION FORCE / RÜCKZUGSKRAFT **600 daN**

SFORZO MAX TRANCIO / CUTTING MAX FORCE / MAXIMALE SCHNITTKRAFT **7000 daN**

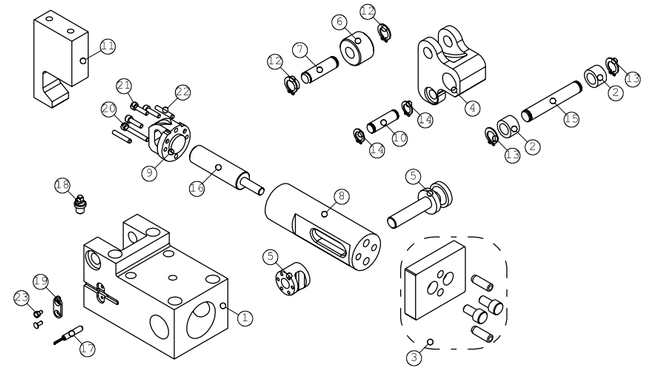

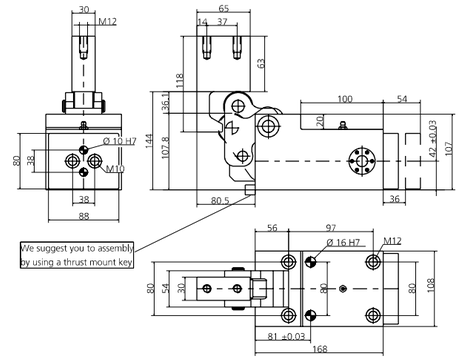

POS.	CODE	DESCRIPTION	Q.TY
001	8000.0042.0600	CORPO CAMMA / CAM BODY / GRUNDGEHÄUSE	1
002	9005.0116.0020.001	CUSCINETTO / BEARING / LAGER	2
003	8014.4244.0600	KIT PORTA PUNZONE / KIT PUNCH HOLDER / KIT TRÄGERPLATTE	1*OPTION
004	8001.0042.0600.000	LEVA / LEVER / NOCKE 0	1
004	8001.0042.0600.615	LEVA / LEVER / NOCKE +0.01 +15	1*OPTION
004	8001.0042.0600.630	LEVA / LEVER / NOCKE +15.01 +30	1*OPTION
004	8001.0042.0600.645	LEVA / LEVER / NOCKE +30.01 +45	1*OPTION
004	8001.0042.0600.715	LEVA / LEVER / NOCKE -0.01 -15	1*OPTION
004	8001.0042.0600.730	LEVA / LEVER / NOCKE -15.01 -30	1*OPTION
004	8001.0042.0600.740	LEVA / LEVER / NOCKE -30.01 -40	1*OPTION
005	8017.4244.0600	PERNO DI GUIDA / GUIDE PIN / FÜHRUNGSSTIFTE	1
006	8004.0370.0280.200.001	ROTELLA / ROLLER / ROLLE	1
007	8005.0610.0540.200.001	PERNO / PIN / STIFT	1
008	8018.1500.1275.600.001	PERNO CENTRALE / CENTRAL PIN / HAUPTSTIFT	1
009	8002.0042.0600	FLANGIA / FLANGE / FLANSCH	1
010	8005.0530.0460.200.001	PERNO / PIN / STIFT	1
011	8003.1180.0650.300.001	INCUDINE / ANVIL / TREIBER	1*OPTION
012	9004.1200.001	SEEGER / SEEGER / SEEGERRING	2
013	9004.1200.001	SEEGER / SEEGER / SEEGERRING	2
014	9004.1200.001	SEEGER / SEEGER / SEEGERRING	2
015	8005.1070.1000.200.001	PERNO / PIN / STIFT	1
016	9000.0038.0038.001	CILINDRO AD AZOTO / NITROGEN CYLINDER / STICKSTOFFZYLINDER	1
017	9003.0001	SENSORE DI SICUREZZA / SECURITY SENSOR / SENSOR FÜR SICHERHEIT	1*OPTION
018	9006.003	INGRASSATORE / NIPPLE / SCHMIERUNG	1
019	8030.0230.0100.020.001	PIASTRA / PLATE / PLATTE	1
020	9007.06.055.129.1.4762	VITE / SCREW / SCHRAUBE M6X55	1
021	9007.06.025.129.1.4762	VITE / SCREW / SCHRAUBE M6X25	5
022	9028.060.025.8735	SPINA CILINDRICA / DOWEL PIN / ZYLINDERSTIFT D6X25	2
023	9007.03.005.048.1.7687	VITE / SCREW / SCHRAUBE M3X6	2

004 (8001) LEVA / LEVER / NOCKE

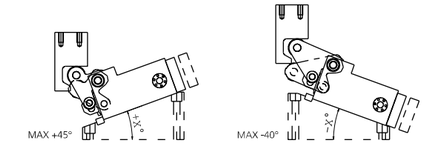

017 (9003) SENSORE / SENSOR / SENSOR

MODELLO D'ORDINE / ORDER EXAMPLE / BESTELLBEISPIEL

MODEL **0142.0600** INCLINATION **+10°** OPTION CODE **8001.0042.0600.615**

0142.0850 - **CAM MA850**

FORZA INIZIALE DI ESTRAZIONE / INITIAL EXTRACTION FORCE / RÜCKZUGSKRAFT	**850 daN**
SFORZO MAX TRANCIO / CUTTING MAX FORCE / MAXIMALE SCHNITTKRAFT	**10000 daN**

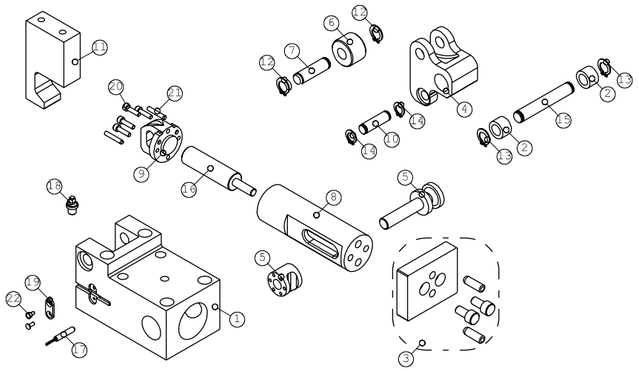

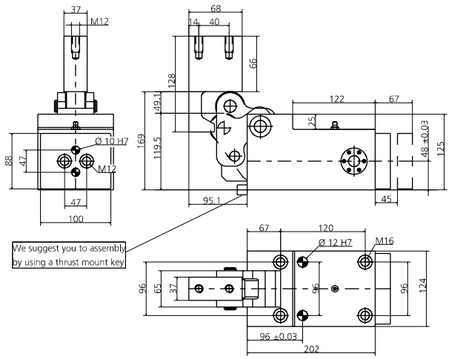

POS.	CODE	DESCRIPTION	Q.TY
001	8000.0042.0850	CORPO CAMMA / CAM BODY / GRUNDGEHÄUSE	1
002	9005.0120.0025.001	CUSCINETTO / BEARING / LAGER	2
003	8014.4244.0850	KIT PORTA PUNZONE / KIT PUNCH HOLDER / KIT TRÄGERPLATTE	1*OPTION
004	8001.0042.0850.000	LEVA / LEVER / NOCKE 0	1
004	8001.0042.0850.610	LEVA / LEVER / NOCKE +0.01 +10	1*OPTION
004	8001.0042.0850.620	LEVA / LEVER / NOCKE +10.01 +20	1*OPTION
004	8001.0042.0850.630	LEVA / LEVER / NOCKE +20.01 +30	1*OPTION
004	8001.0042.0850.640	LEVA / LEVER / NOCKE +30.01 +40	1*OPTION
004	8001.0042.0850.710	LEVA / LEVER / NOCKE -0.01 -10	1*OPTION
004	8001.0042.0850.720	LEVA / LEVER / NOCKE -10.01 -20	1*OPTION
004	8001.0042.0850.730	LEVA / LEVER / NOCKE -20.01 -30	1*OPTION
004	8001.0042.0850.740	LEVA / LEVER / NOCKE -30.01 -40	1*OPTION
005	8017.4244.0850	PERNO DI GUIDA / GUIDE PIN / FÜHRUNGSSTIFTE	1
006	8004.0450.0330.220.001	ROTELLA / ROLLER / ROLLE	1
007	8005.0734.0674.220.001	PERNO / PIN / STIFT	1
008	8018.1845.1575.700.001	PERNO CENTRALE / CENTRAL PIN / HAUPTSTIFT	1
009	8002.0042.0850	FLANGIA / FLANGE / FLANSCH	1
010	8005.0644.0584.220.001	PERNO / PIN / STIFT	1
011	8003.1280.0680.370.001	INCUDINE / ANVIL / TREIBER	1*OPTION
012	9004.1220.001	SEEGER / SEEGER / SEEGERRING	2
013	9004.1250.001	SEEGER / SEEGER / SEEGERRING	2
014	9004.1220.001	SEEGER / SEEGER / SEEGERRING	2
015	8005.1234.1174.250.001	PERNO / PIN / STIFT	1
016	9000.0050.0045.001	CILINDRO AD AZOTO / NITROGEN CYLINDER / STICKSTOFFZYLINDER	1
017	9003.0001	SENSORE DI SICUREZZA / SECURITY SENSOR / SENSOR FÜR SICHERHEIT	1*OPTION
018	9006.003	INGRASSATORE / NIPPLE / SCHMIERUNG	1
019	8030.0230.0100.020.001	PIASTRA/ PLATE / PLATTE	1
020	9007.06.025.129.1.4762	VITE / SCREW / SCHRAUBE M6X25	6
021	9028.060.025.8735	SPINA CILINDRICA / DOWEL PIN / ZYLINDERSTIFT D6X25	2
022	9007.03.005.048.1.7687	VITE / SCREW / SCHRAUBE M3X5	2

004 (8001) LEVA / LEVER / NOCKE

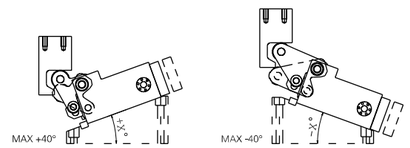

017 (9003) SENSORE / SENSOR / SENSOR

MODELLO D'ORDINE / ORDER EXAMPLE / BESTELLBEISPIEL

MODEL **0142.0850** INCLINATION **+10°** OPTION CODE **8001.0042.0850.610**



CAM **MAS**

Camma meccanica, di potenza fino a 19000 daN con un ritorno garantito mediante una molla ad azoto, su cui vengono applicati gli accessori o gli acciai per eseguire le lavorazioni desiderate. Il moto è trasferito mediante cunei inclinati ed è dotato di un sistema antirotativo.
Può essere montata in posizione orizzontale o inclinata (previo confronto con l'ufficio tecnico Newstark). Possibili applicazioni: adatta a lavori generalmente di tranciatura, foratura e piegatura.

Mechanical cam, with power supply up to 19000 daN with return by nitrogen spring, on which are applied accessories or steel, to perform required work. The motion is transferred through wedges inclined and in which there is an anti-rotation system. Can be fitted horizontally or inclined (after comparison with Newstark's technical department). Means of application: generally suitable for shearing, drilling and bending work.

Mechanische Stanzeinheit, Kraft bis 19000 daN mit einem Rücklauf der durch eine Stickstofffeder sichergestellt wird. An die Stahlplatte kann Zubehör je nach Bedarf angebracht werden. Bei diesem Modell, wird die Bewegung durch Keile umgesetzt. Des weiteren Besitzt diese Einheit ein Anti- Rotationssystem, welches die Drehbewegung auf ein Minimum reduziert. Die Einheiten können (nach Abstimmung mit dem technischen Büro von Newstark) horizontal oder geneigt montiert werden. Mögliche Anwendungen: Stanzen, Biegen und Prägen.

PUNTI DI FORZA / STRENGTHS / STÄRKEN

CAM **MAS**

DISEGNO DEL MONTAGGIO / MOUNTING DESIGN / MONTAGEZEICHNUNG

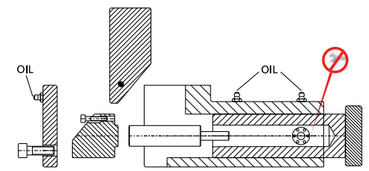

ATTENZIONE:
per eseguire la prova manualmente togliere il cilindro come indicato.
ATTENTION:
in order to manually perform the test, extract the cylinder as indicated.
ACHTUNG:
Stickstoffzylinder verbaut, Schieber nur in Grundstellung öffnen.

SMONTAGGIO PRODOTTO MAS / PRODUCT DISASSEMBLY MAS / DEMONTAGE DES PRODUKTES MAS

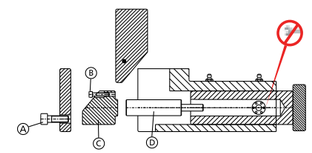

ATTENZIONE: cilindro a gas in pressione.
ATTENTION: gas cylinder under pressure.
ACHTUNG: Gasdruckfeder steht unter hohem Druck.

Attenzione: Assicurarsi che la camma sia nella sua posizione normale prima di eseguire qualsiasi lavoro di smontaggio o manutenzione.
1. Togliere il cilindro a gas rimuovendo le viti "A" come indicato.
2. Togliere le viti"B", togliere la slitta "C", ed estrarre la molla a gas.
3. Eseguire le verifiche.
4. Rimontare con cura lubrificando con grasso bisolfuro di Molibdeno (MoS2). L'uso di questo grasso viene consigliato da Newstark.
5. Assicurare il corretto riposizionamento dei singoli componenti.

Lubrificare durante l'uso con grasso bisolfuro di Molibdeno (MoS2).

Attention: Undertake reassemly or maintenance work only when the cam unit is in its basic position.
1. Take off the gas cylinder by removing the screws "A" as shown.
2. Take off the gas spring after removing the screws "B" and the slide "C".
3. Check the components.
4. Reassemble carefully using grease with disulfide molybdeno (MoS2). The use of this grease is recommended by Newstark.
5. Ensure the correct positioning of the individual components.

During use lubricate with grease with disulfide molybdeno (MoS2).

Achtung: Wartungs-und Demontagearbeiten nur in Grundstellung der Stanzeinheit vornehmen.
1. Hintere Schrauben "A" entfernen um die Einheit zu öffnen.
2. Schrauben "B" lösen, Lagerkeil "C" entfernen, Gasdruckfeder "D" herausziehen.
3. Komponenten prüfen.
4. Montage in umgekehrter Reihenfolge unter Verwendung von Molybdändisulfidfett (MoS2). Die Verwendung dieses Fett wird durch Newstark empfohlen.
5. Auf richtigen Sitz der einzelnen Komponenten achten.

Während des Gebrauches, mit Molybdändisulfidfett (MoS2) nachschmieren.

0144.0100 - **CAM MAS100**

FORZA INIZIALE DI ESTRAZIONE / INITIAL EXTRACTION FORCE / RÜCKZUGSKRAFT **100 daN**

SFORZO MAX TRANCIO / CUTTING MAX FORCE / MAXIMALE SCHNITTKRAFT **3000 daN**

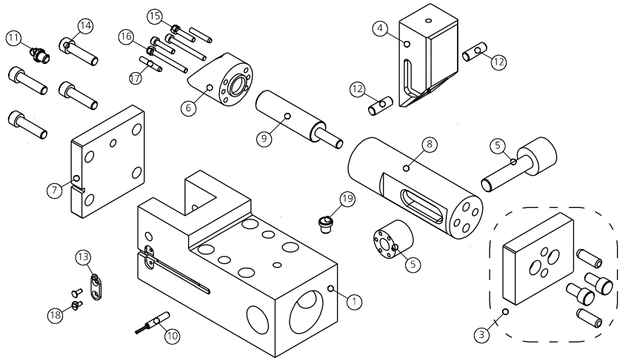

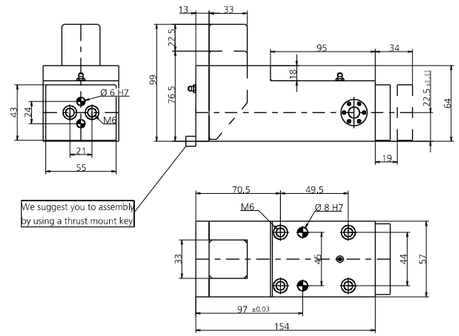

POS.	CODE	DESCRIPTION	Q.TY
001	8000.0044.0100	CORPO CAMMA / CAM BODY / GRUNDGEHÄUSE	1
003	8014.4244.0100	KIT PORTA PUNZONE / KIT PUNCH HOLDER / KIT TRÄGERPLATTE	1*OPTION
004	8008.0044.0100	CUNEO / WEDGE / DRUCKKEIL	1
005	8017.4244.0100	PERNO DI GUIDA / GUIDE PIN / FÜHRUNGSSTIFTE	1
006	8007.0044.0100	SLITTA / SLIDER / LAGERKEIL	1
007	8002.0044.0100	FLANGIA POSTERIORE / REAR FLANGE	1
008	8018.1120.0905.350.001	PERNO CENTRALE / CENTRAL PIN / HAUPTSTIFT	1
009	9000.0020.0015.001	CILINDRO AD AZOTO / NITROGEN CYLINDER / STICKSTOFFZYLINDER	1
010	9003.0001	SENSORE DI SICUREZZA / SECURITY SENSOR / SENSOR FÜR SICHERHEIT	1*OPTION
011	9006.001	INGRASSATORE / NIPPLE / SCHMIERUNG	1
012	8005.0150.0150.060.001	PERNO / PIN / STIFT	2
013	8030.0230.0100.020.001	PIASTRA / PLATE / PLATTE	1
014	9007.08.025.129.1.4762	VITE / SCREW / SCHRAUBE M8X25	4
015	9007.04.016.129.1.4762	VITE / SCREW / SCHRAUBE M4X16	2
016	9007.04.030.129.1.4762	VITE / SCREW / SCHRAUBE M4X30	2
017	9028.040.010.8735	SPINA CILINDRICA / DOWEL PIN / ZYLINDERSTIFT D4X10	2
018	9007.03.005.048.1.7687	VITE / SCREW / SCHRAUBE M3X5	2
019	9006.004	INGRASSATORE / NIPPLE / SCHMIERUNG	1

POSSIBILI INCLINAZIONI / POSSIBLE INCLINATIONS / MÖGLICHE NEIGUNGEN

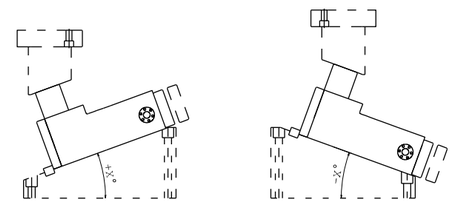

MAX +30° MAX -30°

010 (9003) SENSORE / SENSOR / SENSOR

MODELLO D'ORDINE / ORDER EXAMPLE / BESTELLBEISPIEL

MODEL **0144.0100** OPTION CODE **8014.4244.0100**

0144.0150 - **CAM MAS150**

FORZA INIZIALE DI ESTRAZIONE / INITIAL EXTRACTION FORCE / RÜCKZUGSKRAFT **150 daN**

SFORZO MAX TRANCIO / CUTTING MAX FORCE / MAXIMALE SCHNITTKRAFT **5000 daN**

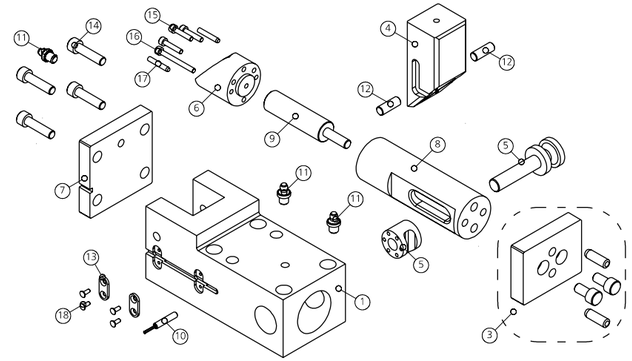

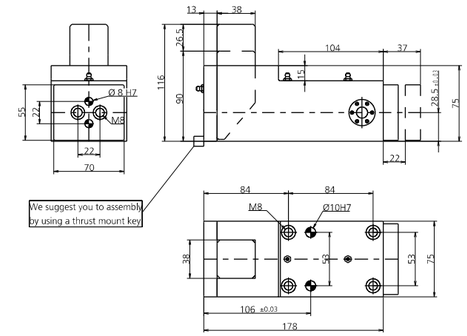

POS.	CODE	DESCRIPTION	Q.TY
001	8000.0044.0150	CORPO CAMMA / CAM BODY / GRUNDGEHÄUSE	1
003	8014.4244.0150	KIT PORTA PUNZONE / KIT PUNCH HOLDER / KIT TRÄGERPLATTE	1*OPTION
004	8008.0044.0150	CUNEO / WEDGE / DRUCKKEIL	1
005	8017.4244.0150	PERNO DI GUIDA / GUIDE PIN / FÜHRUNGSSTIFTE	1
006	8007.0044.0150	SLITTA / SLIDER / LAGERKEIL	1
007	8002.0044.0150	FLANGIA POSTERIORE / REAR FLANGE	1
008	8018.1220.1070.400.001	PERNO CENTRALE / CENTRAL PIN / HAUPTSTIFT	1
009	9000.0025.0019.001	CILINDRO AD AZOTO / NITROGEN CYLINDER / STICKSTOFFZYLINDER	1
010	9003.0001	SENSORE DI SICUREZZA / SECURITY SENSOR / SENSOR FÜR SICHERHEIT	1*OPTION
011	9006.002	INGRASSATORE / NIPPLE / SCHMIERUNG	3
012	8005.0220.0220.080.001	PERNO / PIN / STIFT	2
013	8030.0230.0100.020.001	PIASTRA / PLATE / PLATTE	2
014	9007.10.025.129.1.4762	VITE / SCREW / SCHRAUBE M10X25	4
015	9007.04.020.129.1.4762	VITE / SCREW / SCHRAUBE M4X20	3
016	9007.04.040.129.1.4762	VITE / SCREW / SCHRAUBE M4X40	1
017	9028.040.010.8735	SPINA CILINDRICA / DOWEL PIN / ZYLINDERSTIFT D4X10	2
018	9007.03.005.048.1.7687	VITE / SCREW / SCHRAUBE M3X5	4

POSSIBILI INCLINAZIONI / POSSIBLE INCLINATIONS / MÖGLICHE NEIGUNGEN

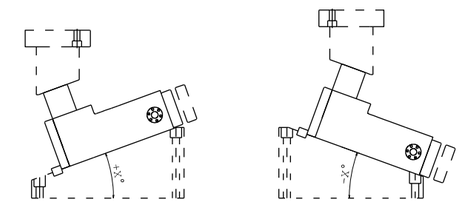

MAX +30° MAX -30°

010 (9003) SENSORE / SENSOR / SENSOR

MODELLO D'ORDINE / ORDER EXAMPLE / BESTELLBEISPIEL

MODEL **0144.0150** OPTION CODE **8014.4244.0150**

0144.S150 - **CAM MAS150S**

FORZA INIZIALE DI ESTRAZIONE / INITIAL EXTRACTION FORCE / RÜCKZUGSKRAFT **150 daN**

SFORZO MAX TRANCIO / CUTTING MAX FORCE / MAXIMALE SCHNITTKRAFT **5000 daN**

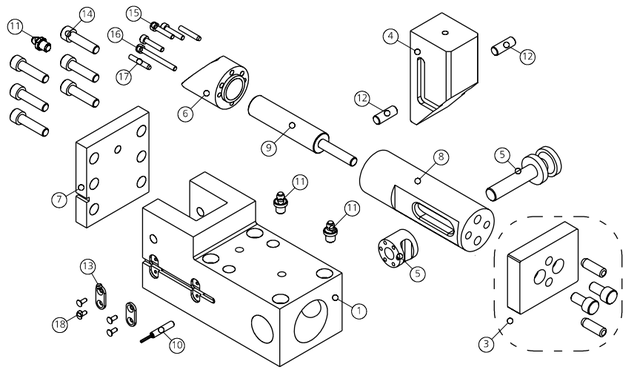

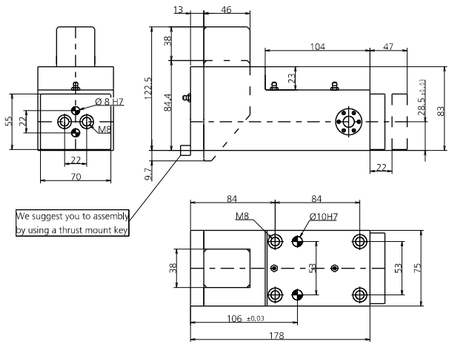

POS.	CODE	DESCRIPTION	Q.TY
001	8000.0044.S150	CORPO CAMMA / CAM BODY / GRUNDGEHÄUSE	1
003	8014.4244.0150	KIT PORTA PUNZONE / KIT PUNCH HOLDER / KIT TRÄGERPLATTE	1*OPTION
004	8008.0044.S150	CUNEO / WEDGE / DRUCKKEIL	1
005	8017.4244.0150	PERNO DI GUIDA / GUIDE PIN / FÜHRUNGSSTIFTE	1
006	8007.0044.S150	SLITTA / SLIDER / LAGERKEIL	1
007	8002.0044.S150	FLANGIA POSTERIORE / REAR FLANGE	1
008	8018.1220.1070.400.002	PERNO CENTRALE / CENTRAL PIN / HAUPTSTIFT	1
009	9000.0038.0019.004	CILINDRO AD AZOTO / NITROGEN CYLINDER / STICKSTOFFZYLINDER	1
010	9003.0001	SENSORE DI SICUREZZA / SECURITY SENSOR / SENSOR FÜR SICHERHEIT	1*OPTION
011	9006.002	INGRASSATORE / NIPPLE / SCHMIERUNG	3
012	8005.0220.0220.080.001	PERNO / PIN / STIFT	2
013	8030.0230.0100.020.001	PIASTRA / PLATE / PLATTE	2
014	9007.10.025.129.1.4762	VITE / SCREW / SCHRAUBE M10X25	6
015	9007.04.020.129.1.4762	VITE / SCREW / SCHRAUBE M4X20	3
016	9007.04.040.129.1.4762	VITE / SCREW / SCHRAUBE M4X40	1
017	9028.040.010.8735	SPINA CILINDRICA / DOWEL PIN / ZYLINDERSTIFT D4X10	2
018	9007.03.005.048.1.7687	VITE / SCREW / SCHRAUBE M3X5	4

POSSIBILI INCLINAZIONI / POSSIBLE INCLINATIONS / MÖGLICHE NEIGUNGEN

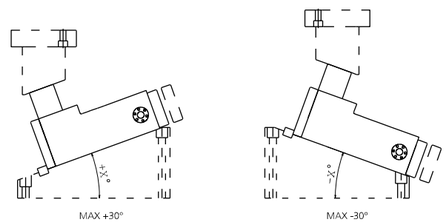

010 (9003) SENSORE / SENSOR / SENSOR

MODELLO D'ORDINE / ORDER EXAMPLE / BESTELLBEISPIEL

MODEL **0144.S150** OPTION CODE **8014.4244.0150**

0144.0240 - **CAM MAS240**

FORZA INIZIALE DI ESTRAZIONE / INITIAL EXTRACTION FORCE / RÜCKZUGSKRAFT **240 daN**

SFORZO MAX TRANCIO / CUTTING MAX FORCE / MAXIMALE SCHNITTKRAFT **8000 daN**

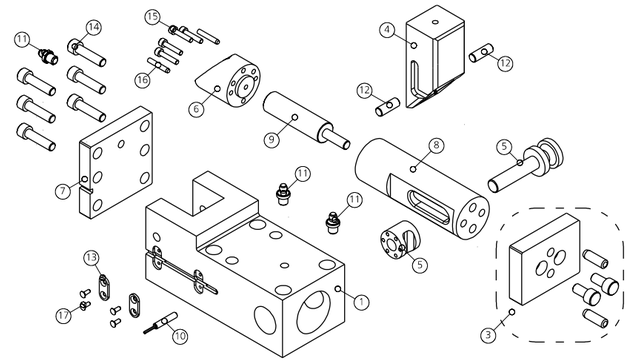

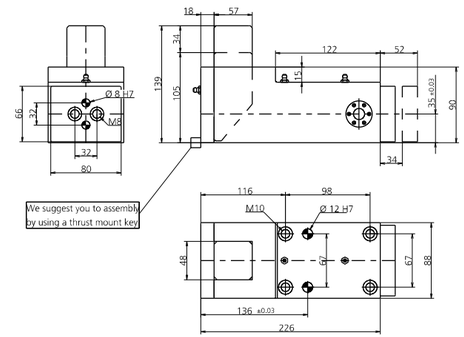

POS.	CODE	DESCRIPTION	Q.TY
001	8000.0044.0240	CORPO CAMMA / CAM BODY / GRUNDGEHÄUSE	1
003	8014.4244.0240	KIT PORTA PUNZONE / KIT PUNCH HOLDER / KIT TRÄGERPLATTE	1*OPTION
004	8008.0044.0240	CUNEO / WEDGE / DRUCKKEIL	1
005	8017.4244.0240	PERNO DI GUIDA / GUIDE PIN / FÜHRUNGSSTIFTE	1
006	8007.0044.0240	SLITTA / SLIDER / LAGERKEIL	1
007	8002.0044.0240	FLANGIA POSTERIORE / REAR FLANGE	1
008	8018.1524.1344.500.001	PERNO CENTRALE / CENTRAL PIN / HAUPTSTIFT	1
009	9000.0038.0025.001	CILINDRO AD AZOTO / NITROGEN CYLINDER / STICKSTOFFZYLINDER	1
010	9003.0001	SENSORE DI SICUREZZA / SECURITY SENSOR / SENSOR FÜR SICHERHEIT	1*OPTION
011	9006.002	INGRASSATORE / NIPPLE / SCHMIERUNG	3
012	8005.0235.0235.100.001	PERNO / PIN / STIFT	2
013	8030.0230.0100.020.001	PIASTRA / PLATE / PLATTE	2
014	9007.10.035.129.1.4762	VITE / SCREW / SCHRAUBE M10X35	6
015	9007.05.020.129.1.4762	VITE / SCREW / SCHRAUBE M5X20	4
016	9028.050.016.8735	SPINA CILINDRICA / DOWEL PIN / ZYLINDERSTIFT D5X16	2
017	9007.03.005.048.1.7687	VITE / SCREW / SCHRAUBE M3X5	4

POSSIBILI INCLINAZIONI / POSSIBLE INCLINATIONS / MÖGLICHE NEIGUNGEN

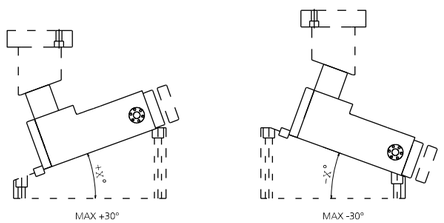

010 (9003) SENSORE / SENSOR / SENSOR

MODELLO D'ORDINE / ORDER EXAMPLE / BESTELLBEISPIEL

MODEL **0144.0240** OPTION CODE **8014.4244.0240**

0144.S240 - **CAM MAS240S**

FORZA INIZIALE DI ESTRAZIONE / INITIAL EXTRACTION FORCE / RÜCKZUGSKRAFT **240 daN**

SFORZO MAX TRANCIO / CUTTING MAX FORCE / MAXIMALE SCHNITTKRAFT **8000 daN**

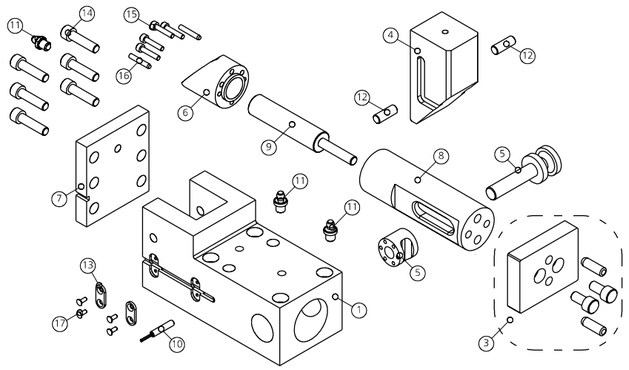

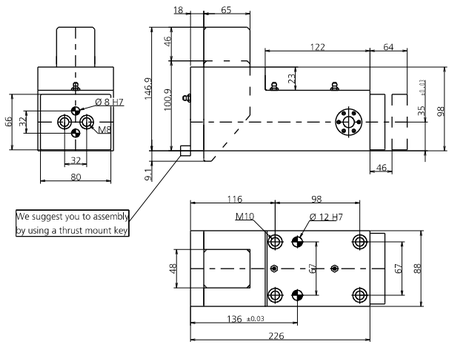

POS.	CODE	DESCRIPTION	Q.TY
001	8000.0044.S240	CORPO CAMMA / CAM BODY / GRUNDGEHÄUSE	1
003	8014.4244.0240	KIT PORTA PUNZONE / KIT PUNCH HOLDER / KIT TRÄGERPLATTE	1*OPTION
004	8008.0044.S240	CUNEO / WEDGE / DRUCKKEIL	1
005	8017.4244.0240	PERNO DI GUIDA / GUIDE PIN / FÜHRUNGSSTIFTE	1
006	8007.0044.S240	SLITTA / SLIDER / LAGERKEIL	1
007	8002.0044.S240	FLANGIA POSTERIORE / REAR FLANGE	1
008	8018.1524.1344.500.002	PERNO CENTRALE / CENTRAL PIN / HAUPTSTIFT	1
009	9000.0050.0025.001	CILINDRO AD AZOTO / NITROGEN CYLINDER / STICKSTOFFZYLINDER	1
010	9003.0001	SENSORE DI SICUREZZA / SECURITY SENSOR / SENSOR FÜR SICHERHEIT	1*OPTION
011	9006.002	INGRASSATORE / NIPPLE / SCHMIERUNG	3
012	8005.0235.0235.100.001	PERNO / PIN / STIFT	2
013	8030.0230.0100.020.001	PIASTRA / PLATE / PLATTE	2
014	9007.10.035.129.1.4762	VITE / SCREW / SCHRAUBE M10X35	6
015	9007.05.020.129.1.4762	VITE / SCREW / SCHRAUBE M5X20	4
016	9028.050.016.8735	SPINA CILINDRICA / DOWEL PIN / ZYLINDERSTIFT D5X16	2
017	9007.03.005.048.1.7687	VITE / SCREW / SCHRAUBE M3X5	4

POSSIBILI INCLINAZIONI / POSSIBLE INCLINATIONS / MÖGLICHE NEIGUNGEN

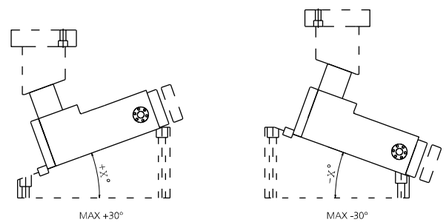

010 (9003) SENSORE / SENSOR / SENSOR

MODELLO D'ORDINE / ORDER EXAMPLE / BESTELLBEISPIEL

MODEL **0144.S240** OPTION CODE **8014.4244.0240**

0144.0600 - **CAM MAS600**

FORZA INIZIALE DI ESTRAZIONE / INITIAL EXTRACTION FORCE / RÜCKZUGSKRAFT **600 daN**

SFORZO MAX TRANCIO / CUTTING MAX FORCE / MAXIMALE SCHNITTKRAFT **13000 daN**

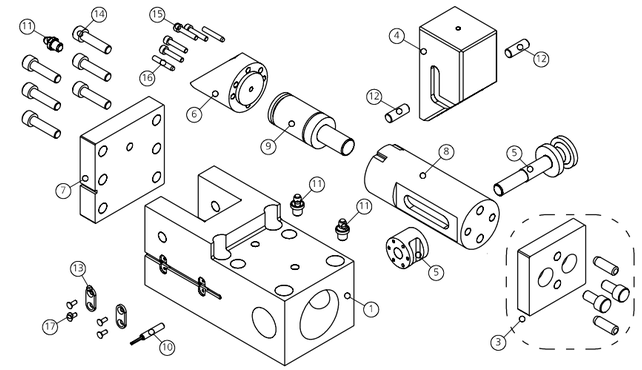

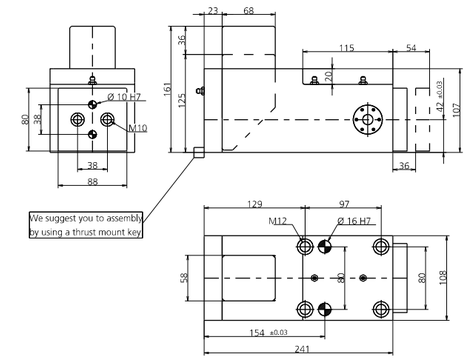

POS.	CODE	DESCRIPTION	Q.TY
001	8000.0044.0600	CORPO CAMMA / CAM BODY / GRUNDGEHÄUSE	1
003	8014.4244.0600	KIT PORTA PUNZONE / KIT PUNCH HOLDER / KIT TRÄGERPLATTE	1*OPTION
004	8008.0044.0600	CUNEO / WEDGE / DRUCKKEIL	1
005	8017.4244.0600	PERNO DI GUIDA / GUIDE PIN / FÜHRUNGSSTIFTE	1
006	8007.0044.0600	SLITTA / SLIDER / LAGERKEIL	1
007	8002.0044.0600	FLANGIA POSTERIORE / REAR FLANGE	1
008	8018.1500.1275.600.001	PERNO CENTRALE / CENTRAL PIN / HAUPTSTIFT	1
009	9000.0038.0038.001	CILINDRO AD AZOTO / NITROGEN CYLINDER / STICKSTOFFZYLINDER	1
010	9003.0001	SENSORE DI SICUREZZA / SECURITY SENSOR / SENSOR FÜR SICHERHEIT	1*OPTION
011	9006.003	INGRASSATORE / NIPPLE / SCHMIERUNG	3
012	8005.0295.0295.120.001	PERNO / PIN / STIFT	2
013	8030.0230.0100.020.001	PIASTRA / PLATE / PLATTE	2
014	9007.12.040.129.1.4762	VITE / SCREW / SCHRAUBE M12X40	6
015	9007.06.025.129.1.4762	VITE / SCREW / SCHRAUBE M6X25	4
016	9028.060.020.8735	SPINA CILINDRICA / DOWEL PIN / ZYLINDERSTIFT D6X20	2
017	9007.03.005.048.1.7687	VITE / SCREW / SCHRAUBE M3X5	4

POSSIBILI INCLINAZIONI / POSSIBLE INCLINATIONS / MÖGLICHE NEIGUNGEN

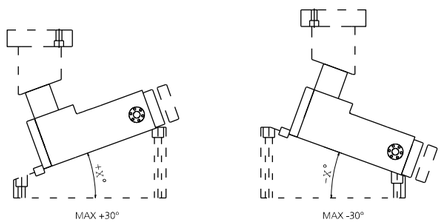

010 (9003) SENSORE / SENSOR / SENSOR

MODELLO D'ORDINE / ORDER EXAMPLE / BESTELLBEISPIEL

MODEL **0144.0600** OPTION CODE **8014.4244.0600**

0144.S600 - **CAM MAS600S**

FORZA INIZIALE DI ESTRAZIONE / INITIAL EXTRACTION FORCE / RÜCKZUGSKRAFT **600 daN**

SFORZO MAX TRANCIO / CUTTING MAX FORCE / MAXIMALE SCHNITTKRAFT **13000 daN**

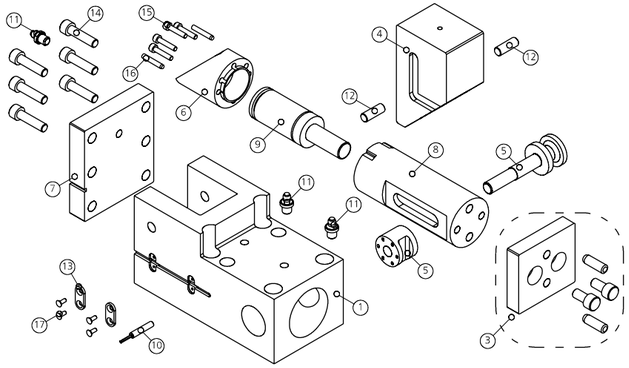

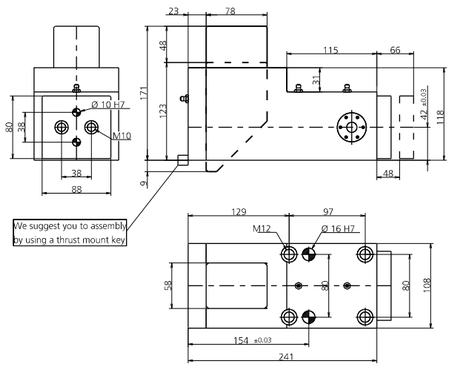

POS.	CODE	DESCRIPTION	Q.TY
001	8000.0044.S600	CORPO CAMMA / CAM BODY / GRUNDGEHÄUSE	1
003	8014.4244.0600	KIT PORTA PUNZONE / KIT PUNCH HOLDER / KIT TRÄGERPLATTE	1*OPTION
004	8008.0044.S600	CUNEO / WEDGE / DRUCKKEIL	1
005	8017.4244.0600	PERNO DI GUIDA / GUIDE PIN / FÜHRUNGSSTIFTE	1
006	8007.0044.S600	SLITTA / SLIDER / LAGERKEIL	1
007	8002.0044.S600	FLANGIA POSTERIORE / REAR FLANGE	1
008	8018.1500.1275.600.002	PERNO CENTRALE / CENTRAL PIN / HAUPTSTIFT	1
009	9000.0050.0038.001	CILINDRO AD AZOTO / NITROGEN CYLINDER / STICKSTOFFZYLINDER	1
010	9003.0001	SENSORE DI SICUREZZA / SECURITY SENSOR / SENSOR FÜR SICHERHEIT	1*OPTION
011	9006.003	INGRASSATORE / NIPPLE / SCHMIERUNG	3
012	8005.0295.0295.120.001	PERNO / PIN / STIFT	2
013	8030.0230.0100.020.001	PIASTRA / PLATE / PLATTE	2
014	9007.12.040.129.1.4762	VITE / SCREW / SCHRAUBE M12X40	6
015	9007.06.025.129.1.4762	VITE / SCREW / SCHRAUBE M6X25	4
016	9028.060.020.8735	SPINA CILINDRICA / DOWEL PIN / ZYLINDERSTIFT D6X20	2
017	9007.03.005.048.1.7687	VITE / SCREW / SCHRAUBE M3X5	4

POSSIBILI INCLINAZIONI / POSSIBLE INCLINATIONS / MÖGLICHE NEIGUNGEN

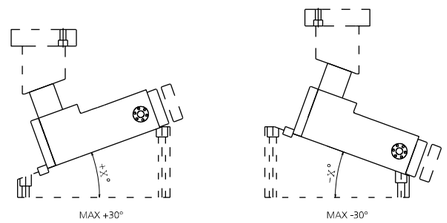

010 (9003) SENSORE / SENSOR / SENSOR

MODELLO D'ORDINE / ORDER EXAMPLE / BESTELLBEISPIEL

MODEL **0144.S600** OPTION CODE **8014.4244.0600**

0144.0850 - **CAM MAS850**

FORZA INIZIALE DI ESTRAZIONE / INITIAL EXTRACTION FORCE / RÜCKZUGSKRAFT **850 daN**

SFORZO MAX TRANCIO / CUTTING MAX FORCE / MAXIMALE SCHNITTKRAFT **19000 daN**

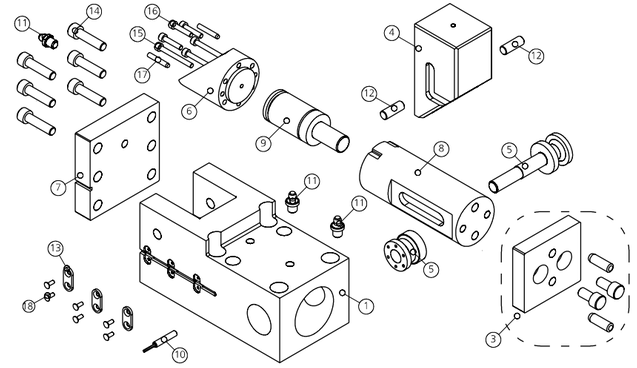

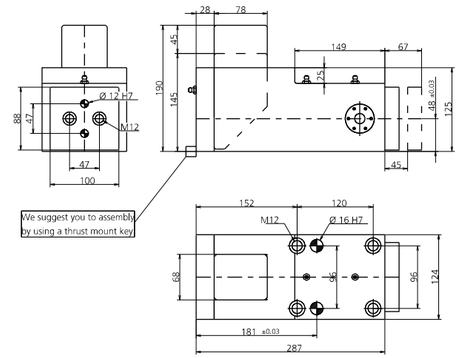

POS.	CODE	DESCRIPTION	Q.TY
001	8000.0044.0850	CORPO CAMMA / CAM BODY / GRUNDGEHÄUSE	1
003	8014.4244.0850	KIT PORTA PUNZONE / KIT PUNCH HOLDER / KIT TRÄGERPLATTE	1*OPTION
004	8008.0044.0850	CUNEO / WEDGE / DRUCKKEIL	1
005	8017.4244.0850	PERNO DI GUIDA / GUIDE PIN / FÜHRUNGSSTIFTE	1
006	8007.0044.0850	SLITTA / SLIDER / LAGERKEIL	1
007	8002.0044.0850	FLANGIA POSTERIORE / REAR FLANGE	1
008	8018.1845.1575.700.001	PERNO CENTRALE / CENTRAL PIN / HAUPTSTIFT	1
009	9000.0050.0045.001	CILINDRO AD AZOTO / NITROGEN CYLINDER / STICKSTOFFZYLINDER	1
010	9003.0001	SENSORE DI SICUREZZA / SECURITY SENSOR / SENSOR FÜR SICHERHEIT	1*OPTION
011	9006.003	INGRASSATORE / NIPPLE / SCHMIERUNG	3
012	8005.0295.0295.120.001	PERNO / PIN / STIFT	2
013	8030.0230.0100.020.001	PIASTRA / PLATE / PLATTE	3
014	9007.12.050.129.1.4762	VITE / SCREW / SCHRAUBE M12X50	6
015	9007.06.070.129.1.4762	VITE / SCREW / SCHRAUBE M6X70	3
016	9007.06.030.129.1.4762	VITE / SCREW / SCHRAUBE M6X30	3
017	9028.060.020.8735	SPINA CILINDRICA / DOWEL PIN / ZYLINDERSTIFT D6X20	2
018	9007.03.005.048.1.7687	VITE / SCREW / SCHRAUBE M3X5	6

POSSIBILI INCLINAZIONI / POSSIBLE INCLINATIONS / MÖGLICHE NEIGUNGEN

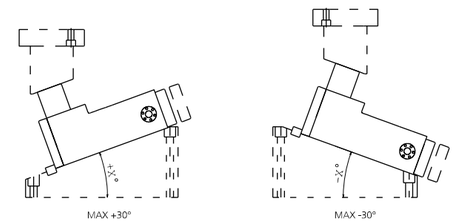

010 (9003) SENSORE / SENSOR / SENSOR

MODELLO D'ORDINE / ORDER EXAMPLE / BESTELLBEISPIEL

MODEL **0144.0850** OPTION CODE **8014.4244.0850**

0144.S850 - **CAM MAS850S**

FORZA INIZIALE DI ESTRAZIONE / INITIAL EXTRACTION FORCE / RÜCKZUGSKRAFT **850 daN**

SFORZO MAX TRANCIO / CUTTING MAX FORCE / MAXIMALE SCHNITTKRAFT **19000 daN**

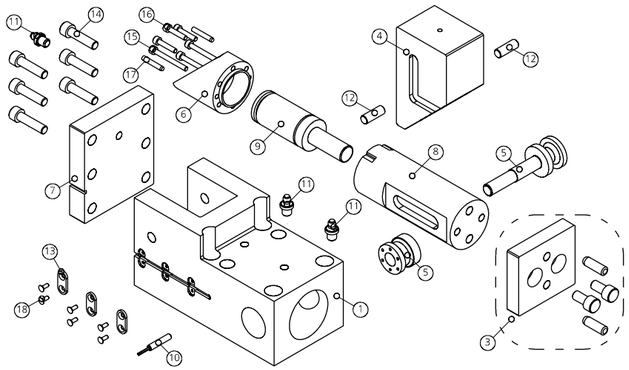

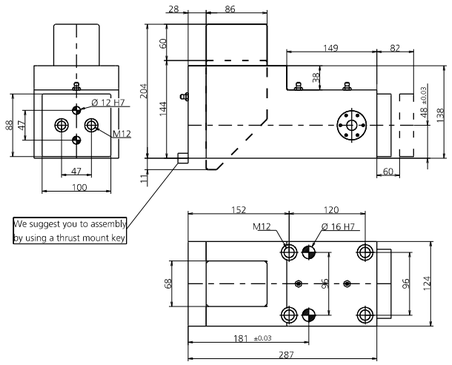

POS.	CODE	DESCRIPTION	Q.TY
001	8000.0044.S850	CORPO CAMMA / CAM BODY / GRUNDGEHÄUSE	1
003	8014.4244.0850	KIT PORTA PUNZONE / KIT PUNCH HOLDER / KIT TRÄGERPLATTE	1*OPTION
004	8008.0044.S850	CUNEO / WEDGE / DRUCKKEIL	1
005	8017.4244.0850	PERNO DI GUIDA / GUIDE PIN / FÜHRUNGSSTIFTE	1
006	8007.0044.S850	SLITTA / SLIDER / LAGERKEIL	1
007	8002.0044.S850	FLANGIA POSTERIORE / REAR FLANGE	1
008	8018.1845.1575.700.002	PERNO CENTRALE / CENTRAL PIN / HAUPTSTIFT	1
009	9000.0063.0045.001	CILINDRO AD AZOTO / NITROGEN CYLINDER / STICKSTOFFZYLINDER	1
010	9003.0001	SENSORE DI SICUREZZA / SECURITY SENSOR / SENSOR FÜR SICHERHEIT	1*OPTION
011	9006.003	INGRASSATORE / NIPPLE / SCHMIERUNG	3
012	8005.0295.0295.120.001	PERNO / PIN / STIFT	2
013	8030.0230.0100.020.001	PIASTRA / PLATE / PLATTE	3
014	9007.12.050.129.1.4762	VITE / SCREW / SCHRAUBE M12X50	6
015	9007.06.070.129.1.4762	VITE / SCREW / SCHRAUBE M6X70	3
016	9007.06.030.129.1.4762	VITE / SCREW / SCHRAUBE M6X30	3
017	9028.060.020.8735	SPINA CILINDRICA / DOWEL PIN / ZYLINDERSTIFT D6X20	2
018	9007.03.005.048.1.7687	VITE / SCREW / SCHRAUBE M3X5	6

POSSIBILI INCLINAZIONI / POSSIBLE INCLINATIONS / MÖGLICHE NEIGUNGEN

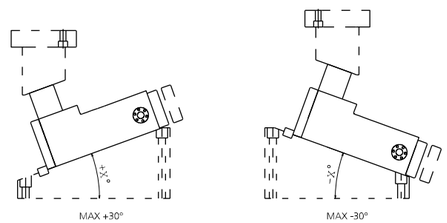

010 (9003) SENSORE / SENSOR / SENSOR

MODELLO D'ORDINE / ORDER EXAMPLE / BESTELLBEISPIEL

MODEL **0144.S850** OPTION CODE **8014.4244.0850**



CAM **MASC**

Camma meccanica di potenza fino a 40000 daN con un ritorno garantito mediante due molle ad azoto, su cui vengono applicati gli accessori o gli acciai per eseguire le lavorazioni desiderate. Il moto è trasferito mediante cunei inclinati ed è dotato di un sistema antirotativo.
Può essere montata in posizione orizzontale o inclinata (previo confronto con l'ufficio tecnico Newstark). Possibili applicazioni: adatta a lavori generalmente di tranciatura, foratura e piegatura.

Mechanical cam with power supply up to 40000 daN with return by nitrogen spring, on which are applied accessories or steel, to perform required work. The motion is transferred through wedges inclined and in which there is an anti-rotation system. Can be fitted horizontally or inclined (after comparison with Newstark's technical department). Means of application: generally suitable for shearing, drilling and bending work.

Mechanische Stanzeinheit Kraft bis 40000 daN mit einem Rücklauf der durch Stickstofffedern sichergestellt wird. An der Schubstange kann Zubehör je nach Bedarf angebracht werden. Bei diesem Modell, wird die Bewegung durch Keile umgesetzt. Durch die Art der Schubstange wird die Rotationsbewegung so gering wie möglich gehalten. Diese Einheit ist für die Montage von oben ausgelegt. Die Einheiten können (nach Abstimmung mit technischen Büro von Newstark) horizontal oder geneigt montiert werden. Mögliche Anwendungen: Stanzen, Biegen und Prägen.

PUNTI DI FORZA / STRENGTHS / STÄRKEN

CAM **MASC**

DISEGNO DEL MONTAGGIO / MOUNTING DESIGN / MONTAGEZEICHNUNG

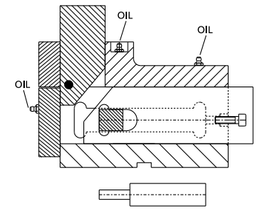

ATTENZIONE:
per eseguire la prova manualmente togliere il cilindro come indicato.
ATTENTION:
in order to manually perform the test, extract the cylinder as indicated.
ACHTUNG:
Stickstoffzylinder verbaut, Schieber nur in Grundstellung öffnen.

SMONTAGGIO PRODOTTO MASC / PRODUCT DISASSEMBLY MASC / DEMONTAGE DES PRODUKTES MASC

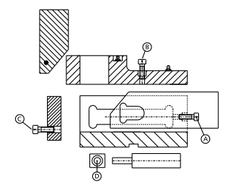

ATTENZIONE: cilindro a gas in pressione.
ATTENTION: gas cylinder under pressure.
ACHTUNG: Gasdruckfeder steht unter hohem Druck.

Attenzione: Assicurarsi che la camma sia nella sua posizione normale prima di eseguire qualsiasi lavoro di smontaggio o manutenzione.
1. Togliere i cilindri a gas rimuovendo le viti "A" come indicato.
2. Togliere la piastra di testa rimuovendo le viti "B" come indicato.
3. Togliere la piastra posteriore rimuovendo le viti "C" come indicato in modo da togliere il cuneo.
4. Togliere i blocchetti reggimolla rimuovendo le viti "D" come indicato in modo da togliere la slitta.
5. Eseguire le verifiche.
6. Rimontare con cura lubrificando con grasso bisolfuro di Molibdeno (MoS2). L'uso di questo grasso viene consigliato da Newstark.
7. Assicurare il corretto riposizionamento dei singoli componenti.

Lubrificare durante l'uso con grasso bisolfuro di Molibdeno (MoS2).

Attention: Undertake reassemly or maintenance work only when the cam unit is in its basic position.
1. Take off the gas cylinder by removing the screws "A" as shown.
2. Take of the cover by removing the screws "B" as shown.
3. Take off the rear flange by removing the screws "C" as shown in order to remove the wedge.
4. Take off the springs holder block removing the screws "D" as shown in order to remove the slider.
5. Check the components.
6. Reassemble carefully using grease with disulfide molybdeno (MoS2). The use of this grease is recommended by Newstark.
7. Ensure the correct positioning of the individual components.

During use lubricate with grease with disulfide molybdeno (MoS2).

Achtung: Wartungs-und Demontagearbeiten nur in Grundstellung der Stanzeinheit vornehmen.
1. Schrauben "A" entfernen um die Gasdruckfedern herauszuziehen.
2. Schrauben "B" entfernen um die Kopfplatte herunter zu nehmen.
3. Schrauben "C" entfernen um die Heckplatte herausziehen.
4. Schrauben "D" entfernen um die Federlagerblöcke zu Lösen.
5. Komponenten prüfen.
6. Montage in umgekehrter Reihenfolge unter Verwendung von Molybdändisulfidfett (MoS2). Die Verwendung dieses Fett wird durch Newstark empfohlen.
7. Auf richtigen Sitz der einzelnen Komponenten achten.

Während des Gebrauches, mit Molybdändisulfidfett (MoS2) nachschmieren.

0145.0404 - **CAM MASC400 S48**

FORZA INIZIALE DI ESTRAZIONE / INITIAL EXTRACTION FORCE / RÜCKZUGSKRAFT **400 daN**

SFORZO MAX TRANCIO / CUTTING MAX FORCE / MAXIMALE SCHNITTKRAFT **8000 daN**

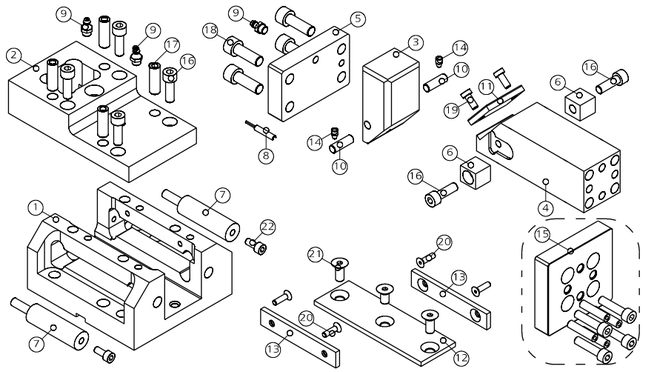

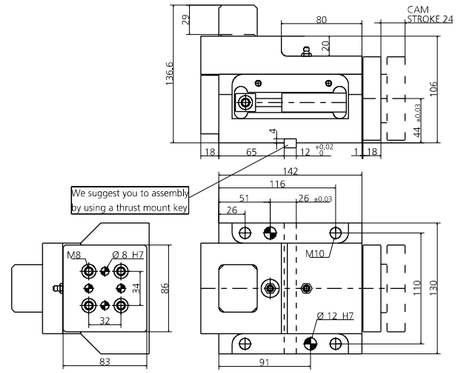

POS.	CODE	DESCRIPTION	Q.TY
001	8000.0045.0404	CORPO CAMMA / CAM BODY / GRUNDGEHÄUSE	1
002	8010.4546.0404	COPERCHIO / COVER / KOPFPLATTE	1
003	8008.4546.0405	CUNEO / WEDGE / DRUCKKEIL	1
004	8007.4546.0404	SLITTA / SLIDER / LAGE	1
005	8002.4546.0404	FLANGIA POSTERIORE / REAR FLANGE / HINTERER FLANSCH	1
006	8026.0200.0180.180.001	BLOCCHETTO REGGI MOLLA / SPRING HOLDER BLOCK / FEDERLAGERBLOCK	2
007	9000.0025.0019.001	CILINDRO AD AZOTO / NITROGEN CYLINDER/ STICKSTOFFZYLINDER	2
008	9003.0002	SENSORE DI SICUREZZA / SECURITY SENSOR / SENSOR FÜR SICHERHEIT	1*OPTION
009	9006.002	INGRASSATORE / NIPPLE / SCHMIERUNG	3
010	8005.0250.0250.080.001	PERNO / PIN / STIFT	2
011	8012.0470.0380.060.001	PIASTRA DI SCORRIMENTO / SLIDING PAD / GLEITPLATTE	1
012	8012.1420.0460.050.001	PIASTRA DI SCORRIMENTO / SLIDING PAD / GLEITPLATTE	1
013	9012.1000.0180.050.001	PIASTRA DI SCORRIMENTO / SLIDING PAD / GLEITPLATTE	2
014	9020.06.10.E090	PUNTALINO / BUMP STOP / DRUCKSTÜCK	2
015	8014.4546.0404	KIT PORTA PUNZONE / KIT PUNCH HOLDER / KIT TRÄGERPLATTE	1*OPTION
016	9007.08.020.129.1.4762	VITE / SCREW / SCHRAUBE M8X20	6
017	9028.100.030.8735	SPINA CILINDRICA / DOWEL PIN / ZYLINDERSTIFT D10X30	4
018	9007.10.030.129.1.4762	VITE / SCREW / SCHRAUBE M10X30	4
019	9007.06.010.088.1.9327	VITE / SCREW / SCHRAUBE M6X10	2
020	9007.06.012.129.1.5933	VITE / SCREW / SCHRAUBE M6X12	4
021	9007.08.012.129.1.5933	VITE / SCREW / SCHRAUBE M8X12	3
022	9007.06.012.129.1.4762	VITE / SCREW / SCHRAUBE M6X12	2

POSSIBILI INCLINAZIONI / POSSIBLE INCLINATIONS / MÖGLICHE NEIGUNGEN

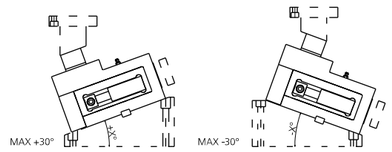

008 (9003) SENSORE / SENSOR / SENSOR

MODELLO D'ORDINE / ORDER EXAMPLE / BESTELLBEISPIEL

MODEL **0145.0404** OPTION CODE **8014.4546.0404**

0145.0409 - **CAM MASC400 S98**

FORZA INIZIALE DI ESTRAZIONE / INITIAL EXTRACTION FORCE / RÜCKZUGSKRAFT **400 daN**

SFORZO MAX TRANCIO / CUTTING MAX FORCE / MAXIMALE SCHNITTKRAFT **8000 daN**

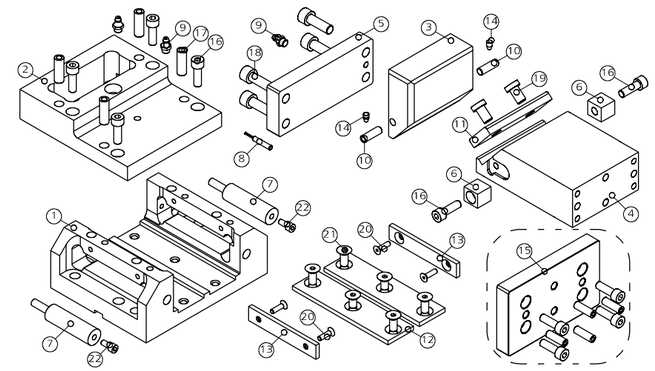

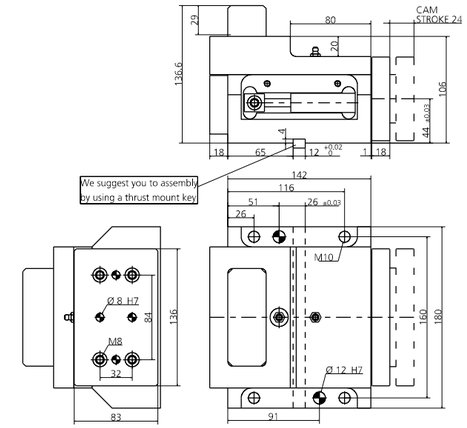

POS.	CODE	DESCRIPTION	Q.TY
001	8000.0045.0409	CORPO CAMMA / CAM BODY / GRUNDGEHÄUSE	1
002	8010.4546.0409	COPERCHIO / COVER / KOPFPLATTE	1
003	8008.4546.0910	CUNEO / WEDGE / DRUCKKEIL	1
004	8007.4546.0409	SLITTA / SLIDER / LAGE	1
005	8002.4546.0409	FLANGIA POSTERIORE / REAR FLANGE / HINTERER FLANSCH	1
006	8026.0200.0180.180.001	BLOCCHETTO REGGI MOLLA / SPRING HOLDER BLOCK / FEDERLAGERBLOCK	2
007	9000.0025.0019.001	CILINDRO AD AZOTO / NITROGEN CYLINDER / STICKSTOFFZYLINDER	2
008	9003.0002	SENSORE DI SICUREZZA / SECURITY SENSOR / SENSOR FÜR SICHERHEIT	1*OPTION
009	9006.002	INGRASSATORE / NIPPLE / SCHMIERUNG	3
010	8005.0250.0250.080.001	PERNO / PIN / STIFT	2
011	8012.0920.0380.100.001	PIASTRA DI SCORRIMENTO / SLIDING PAD / GLEITPLATTE	1
012	8012.1420.0380.050.001	PIASTRA DI SCORRIMENTO / SLIDING PAD / GLEITPLATTE	2
013	9012.1000.0180.050.001	PIASTRA DI SCORRIMENTO / SLIDING PAD / GLEITPLATTE	2
014	9020.06.10.E090	PUNTALINO / BUMP STOP / DRUCKSTÜCK	2
015	8014.4546.0409	KIT PORTA PUNZONE / KIT PUNCH HOLDER / KIT TRÄGERPLATTE	1*OPTION
016	9007.08.020.129.1.4762	VITE / SCREW / SCHRAUBE M8X20	6
017	9028.100.030.8735	SPINA CILINDRICA / DOWEL PIN / ZYLINDERSTIFT D10X30	4
018	9007.10.030.129.1.4762	VITE / SCREW / SCHRAUBE M10X30	4
019	9007.10.020.088.1.9327	VITE / SCREW / SCHRAUBE M10X20	2
020	9007.06.012.129.1.5933	VITE / SCREW / SCHRAUBE M6X12	4
021	9007.08.012.129.1.5933	VITE / SCREW / SCHRAUBE M8X12	6
022	9007.06.012.129.1.4762	VITE / SCREW / SCHRAUBE M6X12	2

POSSIBILI INCLINAZIONI / POSSIBLE INCLINATIONS / MÖGLICHE NEIGUNGEN

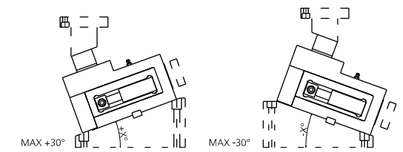

008 (9003) SENSORE / SENSOR / SENSOR

MODELLO D'ORDINE / ORDER EXAMPLE / BESTELLBEISPIEL

MODEL **0145.0409** OPTION CODE **8014.4546.0409**

0145.0414 - CAM MASC400 S148

FORZA INIZIALE DI ESTRAZIONE / INITIAL EXTRACTION FORCE / RÜCKZUGSKRAFT **400 daN**

SFORZO MAX TRANCIO / CUTTING MAX FORCE / MAXIMALE SCHNITTKRAFT **8000 daN**

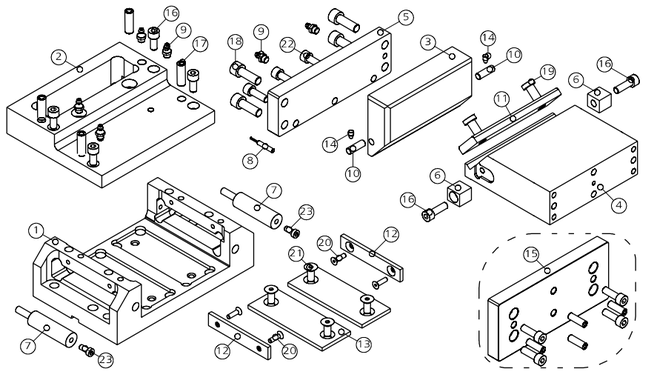

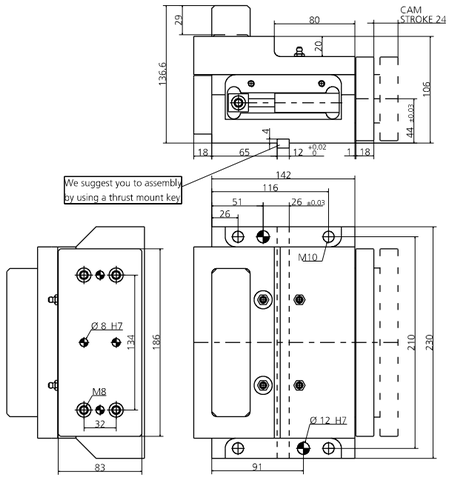

POS.	CODE	DESCRIPTION	Q.TY
001	8000.0045.0414	CORPO CAMMA / CAM BODY / GRUNDGEHÄUSE	1
002	8010.4546.0414	COPERCHIO / COVER / KOPFPLATTE	1
003	8008.4546.1415	CUNEO / WEDGE / DRUCKKEIL	1
004	8007.4546.0414	SLITTA / SLIDER / LAGE	1
005	8002.4546.0414	FLANGIA POSTERIORE / REAR FLANGE / HINTERER FLANSCH	1
006	8026.0200.0180.180.001	BLOCCHETTO REGGI MOLLA / SPRING HOLDER BLOCK / FEDERLAGERBLOCK	2
007	9000.0025.0019.001	CILINDRO AD AZOTO / NITROGEN CYLINDER / STICKSTOFFZYLINDER	2
008	9003.0002	SENSORE DI SICUREZZA / SECURITY SENSOR / SENSOR FÜR SICHERHEIT	1*OPTION
009	9006.002	INGRASSATORE / NIPPLE / SCHMIERUNG	3
010	8005.0250.0250.080.001	PERNO / PIN / STIFT	2
011	8012.1420.0380.100.001	PIASTRA DI SCORRIMENTO / SLIDING PAD / GLEITPLATTE	1
012	9012.1000.0180.050.001	PIASTRA DI SCORRIMENTO / SLIDING PAD / GLEITPLATTE	2
013	9012.1250.0480.050.001	PIASTRA DI SCORRIMENTO / SLIDING PAD / GLEITPLATTE	3
014	9020.06.10.E090	PUNTALINO / BUMP STOP / DRUCKSTÜCK	2
015	8014.4546.0414	KIT PORTA PUNZONE / KIT PUNCH HOLDER / KIT TRÄGERPLATTE	1*OPTION
016	9007.08.020.129.1.4762	VITE / SCREW / SCHRAUBE M10X30	6
017	9028.100.030.8735	SPINA CILINDRICA / DOWEL PIN / ZYLINDERSTIFT D10X30	4
018	9007.10.030.129.1.4762	VITE / SCREW / SCHRAUBE M10X25	4
019	9007.10.020.088.1.9327	VITE / SCREW / SCHRAUBE M10X20	2
020	9007.06.012.129.1.5933	VITE / SCREW / SCHRAUBE M6X12	4
021	9007.08.012.129.1.5933	VITE / SCREW / SCHRAUBE M8X12	6
022	9007.08.030.129.1.4762	VITE / SCREW / SCHRAUBE M8X30	3
023	9007.06.012.129.1.4762	VITE / SCREW / SCHRAUBE M6X12	2

POSSIBILI INCLINAZIONI / POSSIBLE INCLINATIONS / MÖGLICHE NEIGUNGEN

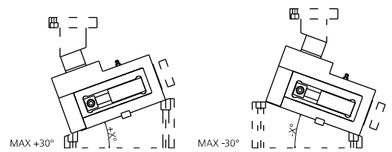

008 (9003) SENSORE / SENSOR / SENSOR

MODELLO D'ORDINE / ORDER EXAMPLE / BESTELLBEISPIEL

MODEL **0145.0414** OPTION CODE **8014.4546.0414**

0145.0419 - CAM MASC400 S198

FORZA INIZIALE DI ESTRAZIONE / INITIAL EXTRACTION FORCE / RÜCKZUGSKRAFT **400 daN**

SFORZO MAX TRANCIO / CUTTING MAX FORCE / MAXIMALE SCHNITTKRAFT **8000 daN**

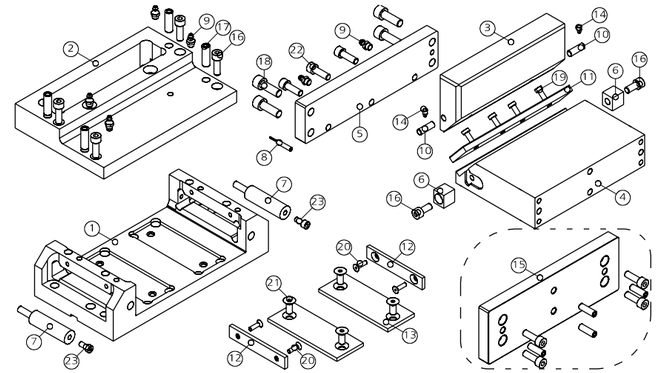

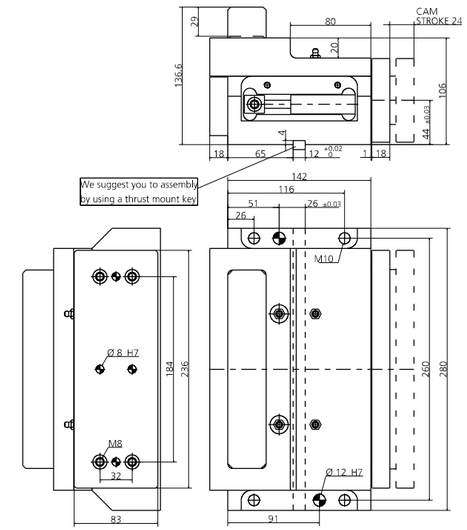

POS.	CODE	DESCRIPTION	Q.TY
001	8000.0045.0419	CORPO CAMMA / CAM BODY / GRUNDGEHÄUSE	1
002	8010.4546.0419	COPERCHIO / COVER / KOPFPLATTE	1
003	8008.4546.1920	CUNEO / WEDGE / DRUCKKEIL	1
004	8007.4546.0419	SLITTA / SLIDER / LAGE	1
005	8002.4546.0419	FLANGIA POSTERIORE / REAR FLANGE / HINTERER FLANSCH	1
006	8026.0200.0180.180.001	BLOCCHETTO REGGI MOLLA / SPRING HOLDER BLOCK / FEDERLAGERBLOCK	2
007	9000.0025.0019.001	CILINDRO AD AZOTO / NITROGEN CYLINDER / STICKSTOFFZYLINDER	2
008	9003.0002	SENSORE DI SICUREZZA / SECURITY SENSOR / SENSOR FÜR SICHERHEIT	1*OPTION
009	9006.002	INGRASSATORE / NIPPLE / SCHMIERUNG	3
010	8005.0250.0250.080.001	PERNO / PIN / STIFT	2
011	8012.0950.0370.080.001	PIASTRA DI SCORRIMENTO / SLIDING PAD / GLEITPLATTE	2
012	9012.1000.0180.050.001	PIASTRA DI SCORRIMENTO / SLIDING PAD / GLEITPLATTE	2
013	9012.1250.0480.050.001	PIASTRA DI SCORRIMENTO / SLIDING PAD / GLEITPLATTE	3
014	9020.06.10.E090	PUNTALINO / BUMP STOP / DRUCKSTÜCK	2
015	8014.4546.0419	KIT PORTA PUNZONE / KIT PUNCH HOLDER / KIT TRÄGERPLATTE	1*OPTION
016	9007.08.020.129.1.4762	VITE / SCREW / SCHRAUBE M8X20	6
017	9028.100.030.8735	SPINA CILINDRICA / DOWEL PIN / ZYLINDERSTIFT D10X30	4
018	9007.10.030.129.1.4762	VITE / SCREW / SCHRAUBE M10X30	4
019	9007.06.010.088.1.9327	VITE / SCREW / SCHRAUBE M6X10	4
020	9007.06.012.129.1.5933	VITE / SCREW / SCHRAUBE M6X12	4
021	9007.08.012.129.1.5933	VITE / SCREW / SCHRAUBE M8X12	6
022	9007.08.030.129.1.4762	VITE / SCREW / SCHRAUBE M8X30	3
023	9007.06.012.129.1.4762	VITE / SCREW / SCHRAUBE M6X12	2

POSSIBILI INCLINAZIONI / POSSIBLE INCLINATIONS / MÖGLICHE NEIGUNGEN

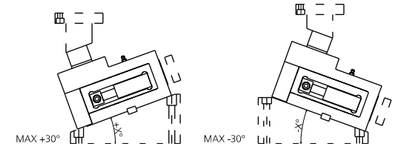

008 (9003) SENSORE / SENSOR / SENSOR

MODELLO D'ORDINE / ORDER EXAMPLE / BESTELLBEISPIEL

MODEL **0145.0419** OPTION CODE **8014.4546.0419**

0145.0905 - CAM MASC900 S58

FORZA INIZIALE DI ESTRAZIONE / INITIAL EXTRACTION FORCE / RÜCKZUGSKRAFT **900 daN**

SFORZO MAX TRANCIO / CUTTING MAX FORCE / MAXIMALE SCHNITTKRAFT **14000 daN**

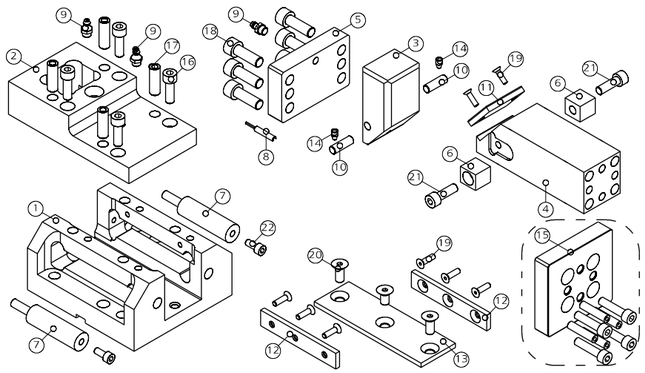

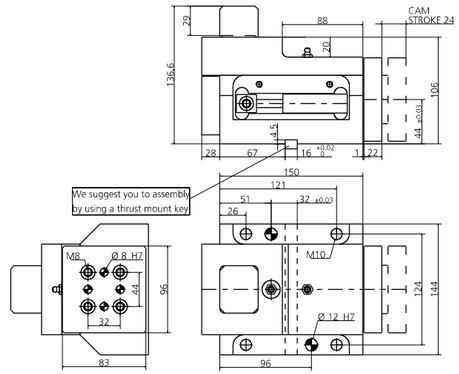

POS.	CODE	DESCRIPTION	Q.TY
001	8000.0045.0905	CORPO CAMMA / CAM BODY / GRUNDGEHÄUSE	1
002	8010.4546.0905	COPERCHIO / COVER / KOPFPLATTE	1
003	8008.4546.0405	CUNEO / WEDGE / DRUCKKEIL	1
004	8007.4546.0905	SLITTA / SLIDER / LAGE	1
005	8002.4546.0905	FLANGIA POSTERIORE / REAR FLANGE / HINTERER FLANSCH	1
006	8026.0250.0300.220.001	BLOCCHETTO REGGI MOLLA / SPRING HOLDER BLOCK / FEDERLAGERBLOCK	2
007	9000.0025.0025.001	CILINDRO AD AZOTO / NITROGEN CYLINDER / STICKSTOFFZYLINDER	2
008	9003.0002	SENSORE DI SICUREZZA / SECURITY SENSOR / SENSOR FÜR SICHERHEIT	1*OPTION
009	9006.002	INGRASSATORE / NIPPLE / SCHMIERUNG	3
010	8005.0250.0250.080.001	PERNO / PIN / STIFT	2
011	8012.0550.0380.060.001	PIASTRA DI SCORRIMENTO / SLIDING PAD / GLEITPLATTE	1
012	9012.1500.0180.050.001	PIASTRA DI SCORRIMENTO / SLIDING PAD / GLEITPLATTE	2
013	9012.1500.0480.050.001	PIASTRA DI SCORRIMENTO / SLIDING PAD / GLEITPLATTE	1
014	9020.06.10.E090	PUNTALINO / BUMP STOP / DRUCKSTÜCK	2
015	8014.4546.0905	KIT PORTA PUNZONE / KIT PUNCH HOLDER / KIT TRÄGERPLATTE	1*OPTION
016	9007.08.020.129.1.4762	VITE / SCREW / SCHRAUBE M8X20	4
017	9028.100.030.8735	SPINA CILINDRICA / DOWEL PIN / ZYLINDERSTIFT D10X30	4
018	9007.10.040.129.1.4762	VITE / SCREW / SCHRAUBE M10X40	6
019	9007.06.012.129.1.5933	VITE / SCREW / SCHRAUBE M6X12	8
020	9007.08.012.129.1.5933	VITE / SCREW / SCHRAUBE M8X12	3
021	9007.08.030.129.1.4762	VITE / SCREW / SCHRAUBE M8X30	2
022	9007.06.016.129.1.4762	VITE / SCREW / SCHRAUBE M6X16	2

POSSIBILI INCLINAZIONI / POSSIBLE INCLINATIONS / MÖGLICHE NEIGUNGEN

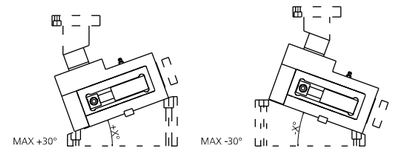

008 (9003) SENSORE / SENSOR / SENSOR

MODELLO D'ORDINE / ORDER EXAMPLE / BESTELLBEISPIEL

MODEL **0145.0905** OPTION CODE **8014.4546.0905**

0145.0910 - CAM MASC900 S108

FORZA INIZIALE DI ESTRAZIONE / INITIAL EXTRACTION FORCE / RÜCKZUGSKRAFT **900 daN**

SFORZO MAX TRANCIO / CUTTING MAX FORCE / MAXIMALE SCHNITTKRAFT **14000 daN**

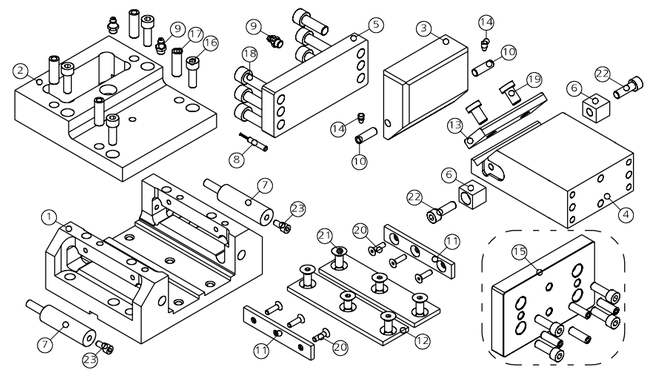

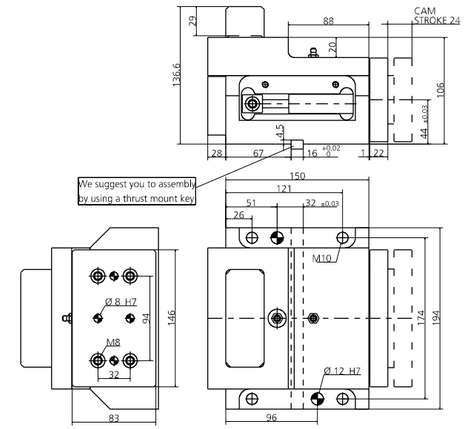

POS.	CODE	DESCRIPTION	Q.TY
001	8000.0045.0910	CORPO CAMMA / CAM BODY / GRUNDGEHÄUSE	1
002	8010.4546.0910	COPERCHIO / COVER / KOPFPLATTE	1
003	8008.4546.0910	CUNEO / WEDGE / DRUCKKEIL	1
004	8007.4546.0910	SLITTA / SLIDER / LAGE	1
005	8002.4546.0910	FLANGIA POSTERIORE / REAR FLANGE / HINTERER FLANSCH	1
006	8026.0250.0300.220.001	BLOCCHETTO REGGI MOLLA / SPRING HOLDER BLOCK / FEDERLAGERBLOCK	2
007	9000.0025.0025.001	CILINDRO AD AZOTO / NITROGEN CYLINDER / STICKSTOFFZYLINDER	2
008	9003.0002	SENSORE DI SICUREZZA / SECURITY SENSOR / SENSOR FÜR SICHERHEIT	1*OPTION
009	9006.002	INGRASSATORE / NIPPLE / SCHMIERUNG	3
010	8005.0250.0250.080.001	PERNO / PIN / STIFT	2
011	9012.1500.0180.050.001	PIASTRA DI SCORRIMENTO / SLIDING PAD / GLEITPLATTE	2
012	9012.1500.0480.050.001	PIASTRA DI SCORRIMENTO / SLIDING PAD / GLEITPLATTE	2
013	9012.1000.0380.100.001	PIASTRA DI SCORRIMENTO / SLIDING PAD / GLEITPLATTE	1
014	9020.06.10.E090	PUNTALINO / BUMP STOP / DRUCKSTÜCK	2
015	8014.4546.0910	KIT PORTA PUNZONE / KIT PUNCH HOLDER / KIT TRÄGERPLATTE	1*OPTION
016	9007.08.020.129.1.4762	VITE / SCREW / SCHRAUBE M8X20	4
017	9028.100.030.8735	SPINA CILINDRICA / DOWEL PIN / ZYLINDERSTIFT D10X30	4
018	9007.10.040.129.1.4762	VITE / SCREW / SCHRAUBE M10X40	6
019	9007.10.020.088.1.9327	VITE / SCREW / SCHRAUBE M10X20	2
020	9007.06.012.129.1.5933	VITE / SCREW / SCHRAUBE M6X12	6
021	9007.08.012.129.1.5933	VITE / SCREW / SCHRAUBE M8X12	6
022	9007.08.030.129.1.4762	VITE / SCREW / SCHRAUBE M8X30	2
023	9007.06.016.129.1.4762	VITE / SCREW / SCHRAUBE M6X16	2

POSSIBILI INCLINAZIONI / POSSIBLE INCLINATIONS / MÖGLICHE NEIGUNGEN

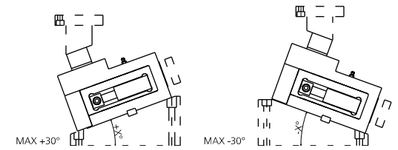

008 (9003) SENSORE / SENSOR / SENSOR

MODELLO D'ORDINE / ORDER EXAMPLE / BESTELLBEISPIEL

MODEL **0145.0910** OPTION CODE **8014.4546.0910**

0145.0915 - CAM MASC900 S158

FORZA INIZIALE DI ESTRAZIONE / INITIAL EXTRACTION FORCE / RÜCKZUGSKRAFT **900 daN**

SFORZO MAX TRANCIO / CUTTING MAX FORCE / MAXIMALE SCHNITTKRAFT **14000 daN**

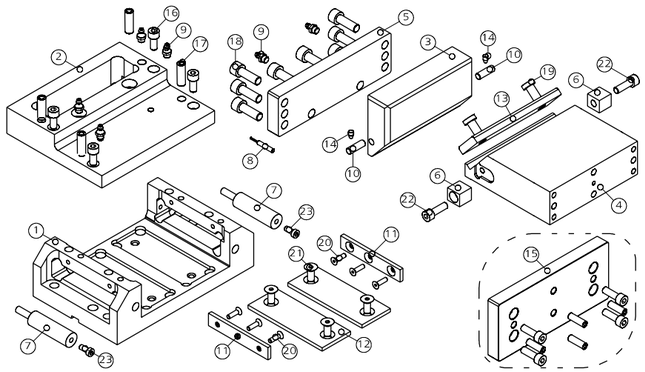

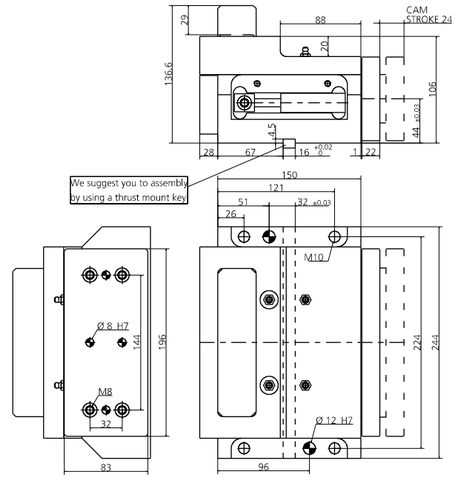

POS.	CODE	DESCRIPTION	Q.TY
001	8000.0045.0915	CORPO CAMMA / CAM BODY / GRUNDGEHÄUSE	1
002	8010.4546.0915	COPERCHIO / COVER / KOPFPLATTE	1
003	8008.4546.1415	CUNEO / WEDGE / DRUCKKEIL	1
004	8007.4546.0915	SLITTA / SLIDER / LAGE	1
005	8002.4546.0915	FLANGIA POSTERIORE / REAR FLANGE / HINTERER FLANSCH	1
006	8026.0250.0300.220.001	BLOCCHETTO REGGI MOLLA / SPRING HOLDER BLOCK / FEDERLAGERBLOCK	2
007	9000.0025.0025.001	CILINDRO AD AZOTO / NITROGEN CYLINDER / STICKSTOFFZYLINDER	2
008	9003.0002	SENSORE DI SICUREZZA / SECURITY SENSOR / SENSOR FÜR SICHERHEIT	1*OPTION
009	9006.002	INGRASSATORE / NIPPLE / SCHMIERUNG	3
010	8005.0250.0250.080.001	PERNO / PIN / STIFT	2
011	9012.1500.0180.050.001	PIASTRA DI SCORRIMENTO / SLIDING PAD / GLEITPLATTE	2
012	9012.1500.0480.050.001	PIASTRA DI SCORRIMENTO / SLIDING PAD / GLEITPLATTE	2
013	9012.1500.0380.100.001	PIASTRA DI SCORRIMENTO / SLIDING PAD / GLEITPLATTE	1
014	9020.06.10.E090	PUNTALINO / BUMP STOP / DRUCKSTÜCK	2
015	8014.4546.0915	KIT PORTA PUNZONE / KIT PUNCH HOLDER / KIT TRÄGERPLATTE	1*OPTION
016	9007.08.020.129.1.4762	VITE / SCREW / SCHRAUBE M8X20	4
017	9028.100.030.8735	SPINA CILINDRICA / DOWEL PIN / ZYLINDERSTIFT D10X30	4
018	9007.10.040.129.1.4762	VITE / SCREW / SCHRAUBE M10X40	8
019	9007.10.020.088.1.9327	VITE / SCREW / SCHRAUBE M10X20	2
020	9007.06.012.129.1.5933	VITE / SCREW / SCHRAUBE M6X12	6
021	9007.08.012.129.1.5933	VITE / SCREW / SCHRAUBE M8X12	6
022	9007.08.030.129.1.4762	VITE / SCREW / SCHRAUBE M8X30	2
023	9007.06.016.129.1.4762	VITE / SCREW / SCHRAUBE M6X16	2

POSSIBILI INCLINAZIONI / POSSIBLE INCLINATIONS / MÖGLICHE NEIGUNGEN

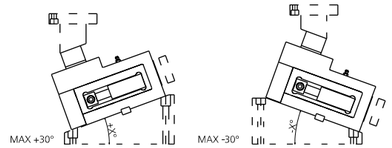

008 (9003) SENSORE / SENSOR / SENSOR

MODELLO D'ORDINE / ORDER EXAMPLE / BESTELLBEISPIEL

MODEL **0145.0915** OPTION CODE **8014.4546.0915**

0145.0920 - CAM MASC900 S208

FORZA INIZIALE DI ESTRAZIONE / INITIAL EXTRACTION FORCE / RÜCKZUGSKRAFT **900 daN**

SFORZO MAX TRANCIO / CUTTING MAX FORCE / MAXIMALE SCHNITTKRAFT **14000 daN**

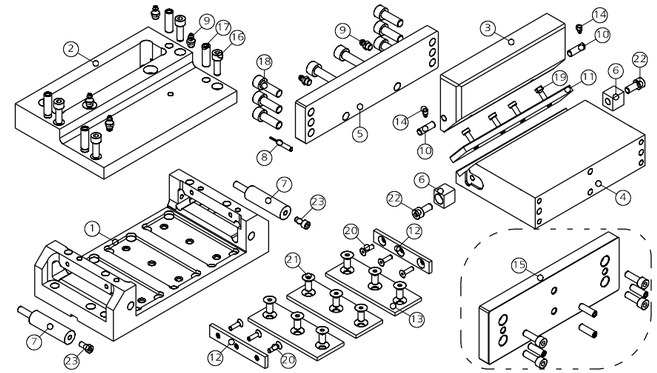

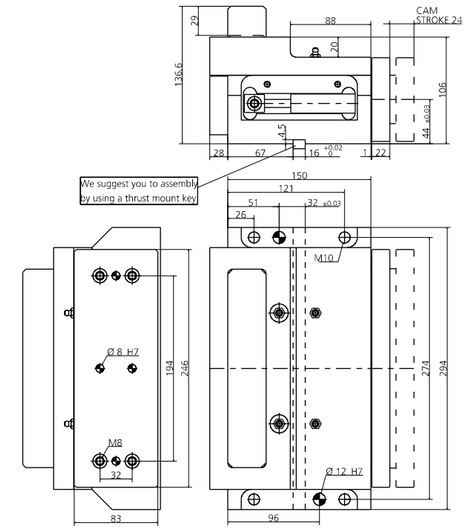

POS.	CODE	DESCRIPTION	Q.TY
001	8000.0045.0920	CORPO CAMMA / CAM BODY / GRUNDGEHÄUSE	1
002	8010.4546.0920	COPERCHIO / COVER / KOPFPLATTE	1
003	8008.4546.1920	CUNEO / WEDGE / DRUCKKEIL	1
004	8007.4546.0920	SLITTA / SLIDER / LAGE	1
005	8002.4546.0920	FLANGIA POSTERIORE / REAR FLANGE / HINTERER FLANSCH	1
006	8026.0250.0300.220.001	BLOCCHETTO REGGI MOLLA / SPRING HOLDER BLOCK / FEDERLAGERBLOCK	2
007	9000.0025.0025.001	CILINDRO AD AZOTO / NITROGEN CYLINDER / STICKSTOFFZYLINDER	2
008	9003.0002	SENSORE DI SICUREZZA / SECURITY SENSOR / SENSOR FÜR SICHERHEIT	1*OPTION
009	9006.002	INGRASSATORE / NIPPLE / SCHMIERUNG	3
010	8005.0250.0250.080.001	PERNO / PIN / STIFT	2
011	8012.1025.0380.080.001	PIASTRA DI SCORRIMENTO / SLIDING PAD / GLEITPLATTE	2
012	9012.1500.0180.050.001	PIASTRA DI SCORRIMENTO / SLIDING PAD / GLEITPLATTE	2
013	9012.1500.0480.050.001	PIASTRA DI SCORRIMENTO / SLIDING PAD / GLEITPLATTE	3
014	9020.06.10.E090	PUNTALINO / BUMP STOP / DRUCKSTÜCK	2
015	8014.4546.0920	KIT PORTA PUNZONE / KIT PUNCH HOLDER / KIT TRÄGERPLATTE	1*OPTION
016	9007.08.020.129.1.4762	VITE / SCREW / SCHRAUBE M8X20	4
017	9028.100.030.8735	SPINA CILINDRICA / DOWEL PIN / ZYLINDERSTIFT D10X30	4
018	9007.10.040.129.1.4762	VITE / SCREW / SCHRAUBE M10X40	8
019	9007.06.010.088.1.9327	VITE / SCREW / SCHRAUBE M6X10	4
020	9007.06.012.129.1.5933	VITE / SCREW / SCHRAUBE M6X12	6
021	9007.08.012.129.1.5933	VITE / SCREW / SCHRAUBE M8X12	9
022	9007.08.030.129.1.4762	VITE / SCREW / SCHRAUBE M8X30	2
023	9007.06.016.129.1.4762	VITE / SCREW / SCHRAUBE M6X16	2

POSSIBILI INCLINAZIONI / POSSIBLE INCLINATIONS / MÖGLICHE NEIGUNGEN

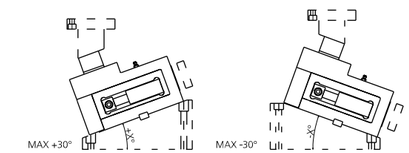

008 (9003) SENSORE / SENSOR / SENSOR

MODELLO D'ORDINE / ORDER EXAMPLE / BESTELLBEISPIEL

MODEL **0145.0920** OPTION CODE **8014.4546.0920**

0145.1508 - CAM MASC1500 S88

FORZA INIZIALE DI ESTRAZIONE / INITIAL EXTRACTION FORCE / RÜCKZUGSKRAFT **1500 daN**

SFORZO MAX TRANCIO / CUTTING MAX FORCE / MAXIMALE SCHNITTKRAFT **20000 daN**

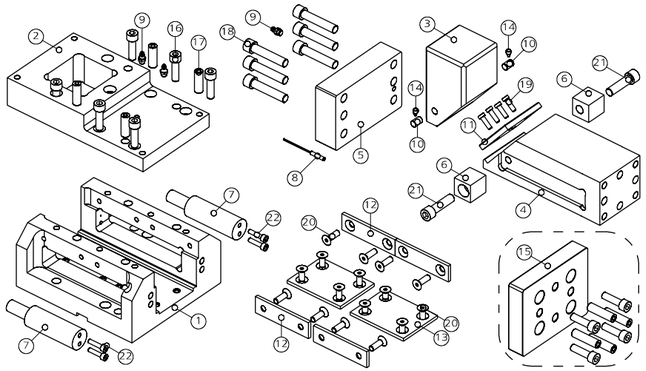

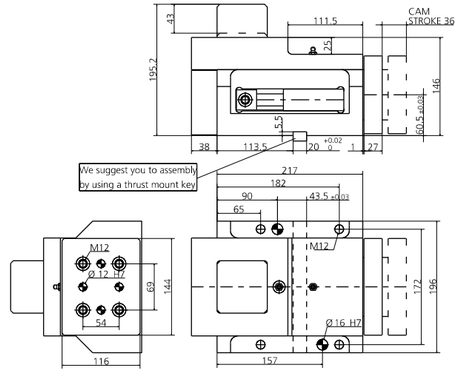

POS.	CODE	DESCRIPTION	Q.TY
001	8000.0045.1508	CORPO CAMMA / CAM BODY / GRUNDGEHÄUSE	1
002	8010.4546.1508	COPERCHIO / COVER / KOPFPLATTE	1
003	8008.4546.0008	CUNEO / WEDGE / DRUCKKEIL	1
004	8007.4546.1508	SLITTA / SLIDER / LAGE	1
005	8002.4546.1508	FLANGIA POSTERIORE / REAR FLANGE / HINTERER FLANSCH	1
006	8026.0340.0300.300.001	BLOCCHETTO REGGI MOLLA / SPRING HOLDER BLOCK / FEDERLAGERBLOCK	2
007	9000.0038.0032.001	CILINDRO AD AZOTO / NITROGEN CYLINDER / STICKSTOFFZYLINDER	2
008	9003.0002	SENSORE DI SICUREZZA / SECURITY SENSOR / SENSOR FÜR SICHERHEIT	1*OPTION
009	9006.002	INGRASSATORE / NIPPLE / SCHMIERUNG	3
010	8005.0250.0250.100.001	PERNO / PIN / STIFT	2
011	8012.0750.0750.080.001	PIASTRA DI SCORRIMENTO / SLIDING PAD / GLEITPLATTE	1
012	9012.1000.0280.050.001	PIASTRA DI SCORRIMENTO / SLIDING PAD / GLEITPLATTE	4
013	9012.1000.0750.050.001	PIASTRA DI SCORRIMENTO / SLIDING PAD / GLEITPLATTE	2
014	9020.06.10.E090	PUNTALINO / BUMP STOP / DRUCKSTÜCK	2
015	8014.4546.1508	KIT PORTA PUNZONE / KIT PUNCH HOLDER / KIT TRÄGERPLATTE	1*OPTION
016	9007.10.030.129.1.4762	VITE / SCREW / SCHRAUBE M10X30	6
017	9028.120.030.8735	SPINA CILINDRICA / DOWEL PIN / ZYLINDERSTIFT D12X30	4
018	9007.12.055.129.1.4762	VITE / SCREW / SCHRAUBE M12X55	6
019	9007.06.010.088.1.9327	VITE / SCREW / SCHRAUBE M6X10	4
020	9007.08.012.129.1.5933	VITE / SCREW / SCHRAUBE M8X12	16
021	9007.12.040.129.1.4762	VITE / SCREW / SCHRAUBE M12X40	2
022	9007.05.025.129.1.4762	VITE / SCREW / SCHRAUBE M5X25	4

POSSIBILI INCLINAZIONI / POSSIBLE INCLINATIONS / MÖGLICHE NEIGUNGEN

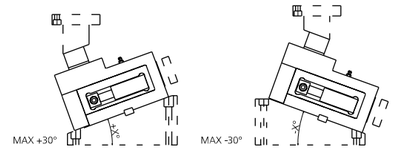

008 (9003) SENSORE / SENSOR / SENSOR

MODELLO D'ORDINE / ORDER EXAMPLE / BESTELLBEISPIEL

MODEL **0145.1508** OPTION CODE **8014.4546.1508**

0145.1513 - CAM MASC1500 S138

FORZA INIZIALE DI ESTRAZIONE / INITIAL EXTRACTION FORCE / RÜCKZUGSKRAFT **1500 daN**

SFORZO MAX TRANCIO / CUTTING MAX FORCE / MAXIMALE SCHNITTKRAFT **20000 daN**

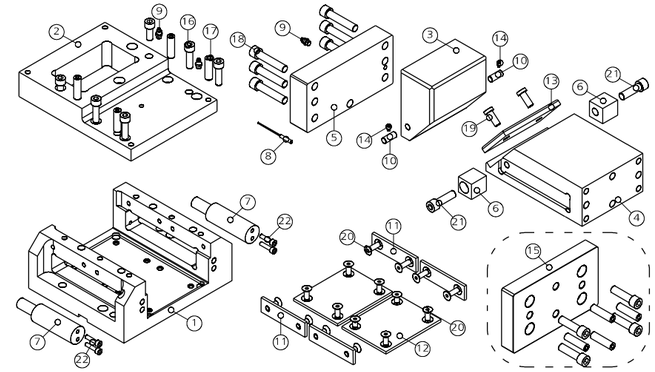

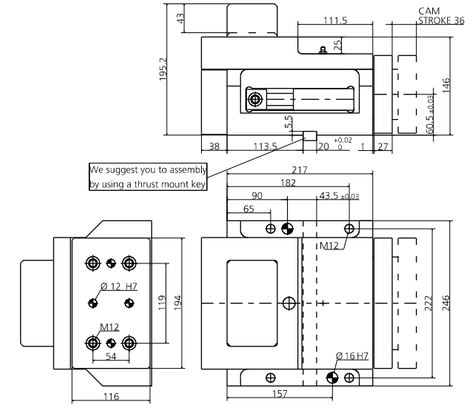

POS.	CODE	DESCRIPTION	Q.TY
001	8000.0045.1513	CORPO CAMMA / CAM BODY / GRUNDGEHÄUSE	1
002	8010.4546.1513	COPERCHIO / COVER / KOPFPLATTE	1
003	8008.4546.0013	CUNEO / WEDGE / DRUCKKEIL	1
004	8007.4546.1513	SLITTA / SLIDER / LAGE	1
005	8002.4546.1513	FLANGIA POSTERIORE / REAR FLANGE / HINTERER FLANSCH	1
006	8026.0340.0300.300.001	BLOCCHETTO REGGI MOLLA / SPRING HOLDER BLOCK / FEDERLAGERBLOCK	2
007	9000.0038.0032.001	CILINDRO AD AZOTO / NITROGEN CYLINDER / STICKSTOFFZYLINDER	2
008	9003.0002	SENSORE DI SICUREZZA / SECURITY SENSOR / SENSOR FÜR SICHERHEIT	1*OPTION
009	9006.002	INGRASSATORE / NIPPLE / SCHMIERUNG	3
010	8005.0250.0250.100.001	PERNO / PIN / STIFT	2
011	9012.1000.0280.050.001	PIASTRA DI SCORRIMENTO / SLIDING PAD / GLEITPLATTE	4
012	9012.1250.1000.050.001	PIASTRA DI SCORRIMENTO / SLIDING PAD / GLEITPLATTE	2
013	9012.1250.0750.100.001	PIASTRA DI SCORRIMENTO / SLIDING PAD / GLEITPLATTE	1
014	9020.06.10.E090	PUNTALINO / BUMP STOP / DRUCKSTÜCK	2
015	8014.4546.1513	KIT PORTA PUNZONE / KIT PUNCH HOLDER / KIT TRÄGERPLATTE	1*OPTION
016	9007.10.030.129.1.4762	VITE / SCREW / SCHRAUBE M10X30	6
017	9028.120.030.8735	SPINA CILINDRICA / DOWEL PIN / ZYLINDERSTIFT D12X30	4
018	9007.12.055.129.1.4762	VITE / SCREW / SCHRAUBE M12X55	7
019	9007.10.020.088.1.9327	VITE / SCREW / SCHRAUBE M10X20	2
020	9007.08.012.129.1.5933	VITE / SCREW / SCHRAUBE M8X12	16
021	9007.12.040.129.1.4762	VITE / SCREW / SCHRAUBE M12X40	2
022	9007.05.025.129.1.4762	VITE / SCREW / SCHRAUBE M5X25	4

POSSIBILI INCLINAZIONI / POSSIBLE INCLINATIONS / MÖGLICHE NEIGUNGEN

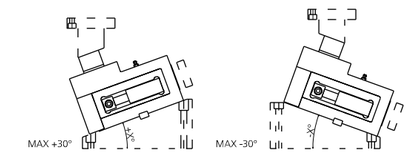

008 (9003) SENSORE / SENSOR / SENSOR

MODELLO D'ORDINE / ORDER EXAMPLE / BESTELLBEISPIEL

MODEL **0145.1513** OPTION CODE **8014.4546.1513**

0145.3011 - CAM MASC3000 S118

FORZA INIZIALE DI ESTRAZIONE / INITIAL EXTRACTION FORCE / RÜCKZUGSKRAFT **3000 daN**

SFORZO MAX TRANCIO / CUTTING MAX FORCE / MAXIMALE SCHNITTKRAFT **40000 daN**

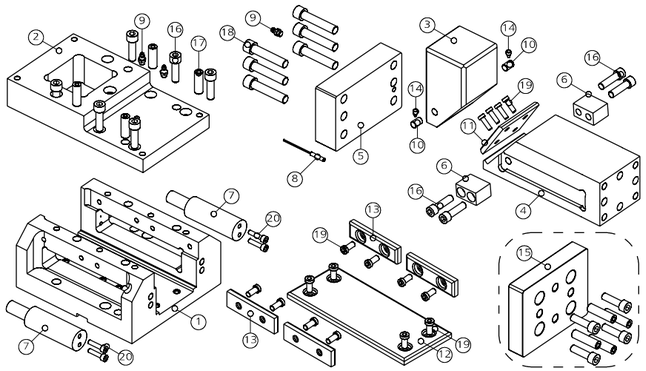

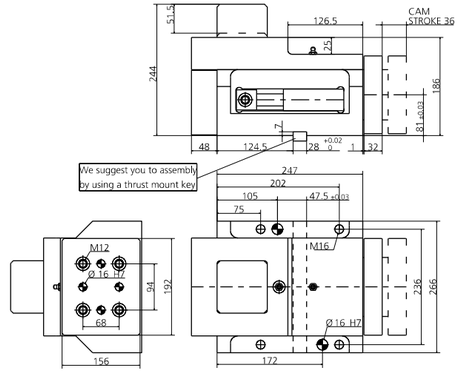

POS.	CODE	DESCRIPTION	Q.TY
001	8000.0045.3011	CORPO CAMMA / CAM BODY / GRUNDGEHÄUSE	1
002	8010.4546.3011	COPERCHIO / COVER / KOPFPLATTE	1
003	8008.4546.0011	CUNEO / WEDGE / DRUCKKEIL	1
004	8007.4546.3011	SLITTA / SLIDER / LAGE	1
005	8002.4546.3011	FLANGIA POSTERIORE / REAR FLANGE / HINTERER FLANSCH	1
006	8026.0400.0500.280.001	BLOCCHETTO REGGI MOLLA / SPRING HOLDER BLOCK / FEDERLAGERBLOCK	2
007	9000.0038.0038.004	CILINDRO AD AZOTO / NITROGEN CYLINDER / STICKSTOFFZYLINDER	2
008	9003.0002	SENSORE DI SICUREZZA / SECURITY SENSOR / SENSOR FÜR SICHERHEIT	1*OPTION
009	9006.002	INGRASSATORE / NIPPLE / SCHMIERUNG	3
010	8005.0250.0250.100.001	PERNO / PIN / STIFT	2
011	8012.2460.1000.100.001	PIASTRA DI SCORRIMENTO / SLIDING PAD / GLEITPLATTE	1
012	8012.1000.1000.100.001	PIASTRA DI SCORRIMENTO / SLIDING PAD / GLEITPLATTE	1
013	9012.1000.0280.100.001	PIASTRA DI SCORRIMENTO / SLIDING PAD / GLEITPLATTE	4
014	9020.06.10.E090	PUNTALINO / BUMP STOP / DRUCKSTÜCK	2
015	8014.4546.3011	KIT PORTA PUNZONE / KIT PUNCH HOLDER / KIT TRÄGERPLATTE	1*OPTION
016	9007.12.040.129.1.4762	VITE / SCREW / SCHRAUBE M12X40	10
017	9028.120.030.8735	SPINA CILINDRICA / DOWEL PIN / ZYLINDERSTIFT D12X30	4
018	9007.16.070.129.1.4762	VITE / SCREW / SCHRAUBE M16X70	6
019	9007.10.020.088.1.9327	VITE / SCREW / SCHRAUBE M10X20	16
020	9007.06.025.129.1.4762	VITE / SCREW / SCHRAUBE M6X25	4

POSSIBILI INCLINAZIONI / POSSIBLE INCLINATIONS / MÖGLICHE NEIGUNGEN

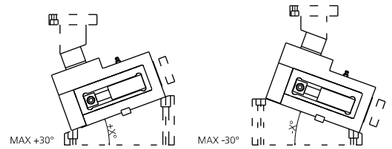

008 (9003) SENSORE / SENSOR / SENSOR

MODELLO D'ORDINE / ORDER EXAMPLE / BESTELLBEISPIEL

MODEL **0145.3011** OPTION CODE **8014.4546.3011**

0145.3016 - CAM MASC3000 S168

FORZA INIZIALE DI ESTRAZIONE / INITIAL EXTRACTION FORCE / RÜCKZUGSKRAFT **3000 daN**

SFORZO MAX TRANCIO / CUTTING MAX FORCE / MAXIMALE SCHNITTKRAFT **40000 daN**

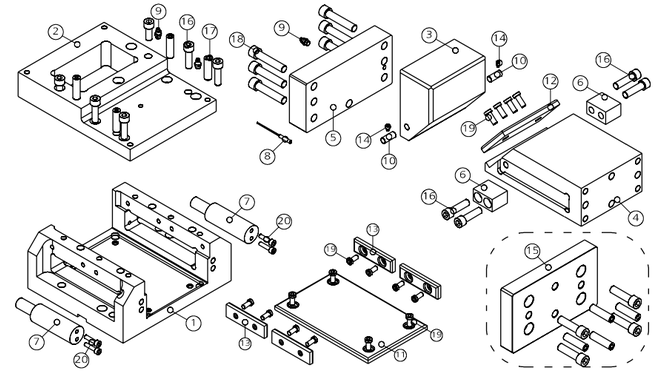

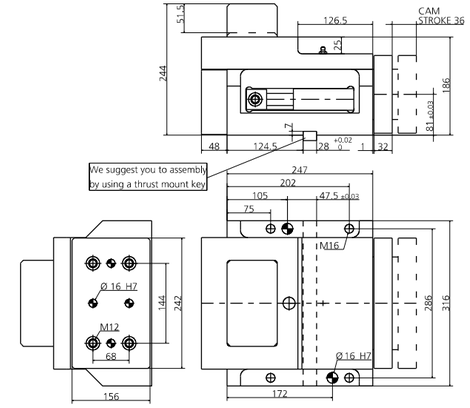

POS.	CODE	DESCRIPTION	Q.TY
001	8000.0045.3016	CORPO CAMMA / CAM BODY / GRUNDGEHÄUSE	1
002	8010.4546.3016	COPERCHIO / COVER / KOPFPLATTE	1
003	8008.4546.0016	CUNEO / WEDGE / DRUCKKEIL	1
004	8007.4546.3016	SLITTA / SLIDER / LAGE	1
005	8002.4546.3016	FLANGIA POSTERIORE / REAR FLANGE / HINTERER FLANSCH	1
006	8026.0400.0500.280.001	BLOCCHETTO REGGI MOLLA / SPRING HOLDER BLOCK / FEDERLAGERBLOCK	2
007	9000.0038.0038.004	CILINDRO AD AZOTO / NITROGEN CYLINDER / STICKSTOFFZYLINDER	2
008	9003.0002	SENSORE DI SICUREZZA / SECURITY SENSOR / SENSOR FÜR SICHERHEIT	1*OPTION
009	9006.002	INGRASSATORE / NIPPLE / SCHMIERUNG	3
010	8005.0250.0250.100.001	PERNO / PIN / STIFT	2
011	8012.2460.1500.100.001	PIASTRA DI SCORRIMENTO / SLIDING PAD / GLEITPLATTE	1
012	8012.1500.1000.100.001	PIASTRA DI SCORRIMENTO / SLIDING PAD / GLEITPLATTE	1
013	9012.1000.0280.100.001	PIASTRA DI SCORRIMENTO / SLIDING PAD / GLEITPLATTE	4
014	9020.06.10.E090	PUNTALINO / BUMP STOP / DRUCKSTÜCK	2
015	8014.4546.3016	KIT PORTA PUNZONE / KIT PUNCH HOLDER / KIT TRÄGERPLATTE	1*OPTION
016	9007.12.040.129.1.4762	VITE / SCREW / SCHRAUBE M12X40	10
017	9028.120.030.8735	SPINA CILINDRICA / DOWEL PIN / ZYLINDERSTIFT D12X30	4
018	9007.16.070.129.1.4762	VITE / SCREW / SCHRAUBE M16X70	6
019	9007.10.020.088.1.9327	VITE / SCREW / SCHRAUBE M10X20	16
020	9007.06.025.129.1.4762	VITE / SCREW / SCHRAUBE M6X25	4

POSSIBILI INCLINAZIONI / POSSIBLE INCLINATIONS / MÖGLICHE NEIGUNGEN

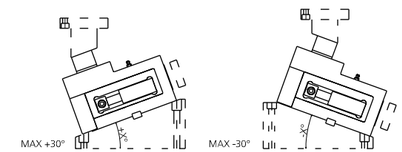

008 (9003) SENSORE / SENSOR / SENSOR

MODELLO D'ORDINE / ORDER EXAMPLE / BESTELLBEISPIEL

MODEL **0145.3016** OPTION CODE **8014.4546.3016**

CAM **MASC COMPACT**

Camma meccanica di potenza fino a 40000 daN con un ritorno garantito mediante due molle ad azoto, su cui vengono applicati gli accessori o gli acciai per eseguire le lavorazioni desiderate. Il moto è trasferito mediante cunei inclinati ed è dotato di un sistema antirotativo.
Può essere montata in posizione orizzontale o inclinata (previo confronto con l'ufficio tecnico Newstark). Possibili applicazioni: adatta a lavori generalmente di tranciatura, foratura e piegatura.

Mechanical cam with power supply up to 40000 daN with return by nitrogen spring, on which are applied accessories or steel, to perform required work. The motion is transferred through wedges inclined and in which there is an anti-rotation system. Can be fitted horizontally or inclined (after comparison with Newstark's technical department). Means of application: generally suitable for shearing, drilling and bending work.

Mechanische Stanzeinheit Kraft bis 40000 daN mit einem Rücklauf der durch Stickstofffedern sichergestellt wird. An der Schubstange kann Zubehör je nach Bedarf angebracht werden. Bei diesem Modell, wird die Bewegung durch Keile umgesetzt. Durch die Art der Schubstange wird die Rotationsbewegung so gering wie möglich gehalten. Diese Einheit ist für die Montage von oben ausgelegt. Die Einheiten können (nach Abstimmung mit technischen Büro von Newstark) horizontal oder geneigt montiert werden. Mögliche Anwendungen: Stanzen, Biegen und Prägen.

PUNTI DI FORZA / STRENGTHS / STÄRKEN

CAM **MASC COMPACT**

DISEGNO DEL MONTAGGIO / MOUNTING DESIGN / MONTAGEZEICHNUNG

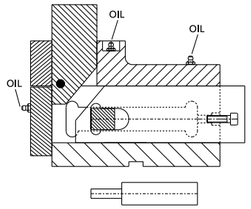

ATTENZIONE:
per eseguire la prova manualmente togliere il cilindro come indicato.
ATTENTION:
in order to manually perform the test, extract the cylinder as indicated.
ACHTUNG:
Stickstoffzylinder verbaut, Schieber nur in Grundstellung öffnen.

SMONTAGGIO PRODOTTO MASC COMPACT / PRODUCT DISASSEMBLY MASC COMPACT / DEMONTAGE DES PRODUKTES MASC COMPACT

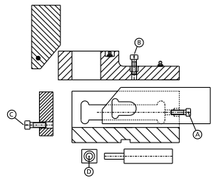

ATTENZIONE: cilindro a gas in pressione.
ATTENTION: gas cylinder under pressure.
ACHTUNG: Gasdruckfeder steht unter hohem Druck.

Attenzione: Assicurarsi che la camma sia nella sua posizione normale prima di eseguire qualsiasi lavoro di smontaggio o manutenzione.
1. Togliere i cilindri a gas rimuovendo le viti "A" come indicato.
2. Togliere la piastra di testa rimuovendo le viti "B" come indicato.
3. Togliere la piastra posteriore rimuovendo le viti "C" come indicato in modo da togliere il cuneo.
4. Togliere i blocchetti reggimolla rimuovendo le viti "D" come indicato in modo da togliere la slitta.
5. Eseguire le verifiche.
6. Rimontare con cura lubrificando con grasso bisolfuro di Molibdeno (MoS2). L'uso di questo grasso viene consigliato da Newstark.
7. Assicurare il corretto riposizionamento dei singoli componenti.

Lubrificare durante l'uso con grasso bisolfuro di Molibdeno (MoS2).

Attention: Undertake reassemly or maintenance work only when the cam unit is in its basic position.
1. Take off the gas cylinder by removing the screws "A" as shown.
2. Take of the cover by removing the screws "B" as shown.
3. Take off the rear flange by removing the screws "C" as shown in order to remove the wedge.
4. Take off the springs holder block removing the screws "D" as shown in order to remove the slider.
5. Check the components.
6. Reassemble carefully using grease with disulfide molybdeno (MoS2). The use of this grease is recommended by Newstark.
7. Ensure the correct positioning of the individual components.

During use lubricate with grease with disulfide molybdeno (MoS2).

Achtung: Wartungs-und Demontagearbeiten nur in Grundstellung der Stanzeinheit vornehmen.
1. Schrauben "A" entfernen um die Gasdruckfedern herauszuziehen.
2. Schrauben "B" entfernen um die Kopfplatte herunter zu nehmen.
3. Schrauben "C" entfernen um die Heckplatte herausziehen.
4. Schrauben "D" entfernen um die Federlagerblöcke zu Lösen.
5. Komponenten prüfen.
6. Montage in umgekehrter Reihenfolge unter Verwendung von Molybdändisulfidfett (MoS2). Die Verwendung dieses Fett wird durch Newstark empfohlen.
7. Auf richtigen Sitz der einzelnen Komponenten achten.

Während des Gebrauches, mit Molybdändisulfidfett (MoS2) Stellen nachschmieren.

0146.0404 - **CAM MASC COMPACT400 S48**

FORZA INIZIALE DI ESTRAZIONE / INITIAL EXTRACTION FORCE / RÜCKZUGSKRAFT **400 daN**

SFORZO MAX TRANCIO / CUTTING MAX FORCE / MAXIMALE SCHNITTKRAFT **8000 daN**

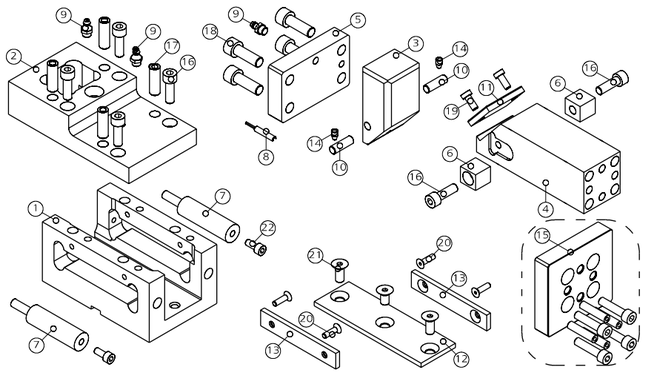

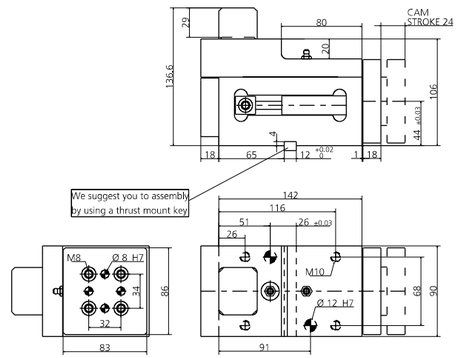

POS.	CODE	DESCRIPTION	Q.TY
001	8000.0046.0404	CORPO CAMMA / CAM BODY / GRUNDGEHÄUSE	1
002	8010.4546.0404	COPERCHIO / COVER / KOPFPLATTE	1
003	8008.4546.0405	CUNEO / WEDGE / DRUCKKEIL	1
004	8007.4546.0404	SLITTA / SLIDER / LAGE	1
005	8002.4546.0404	FLANGIA POSTERIORE / REAR FLANGE / HINTERER FLANSCH	1
006	8026.0200.0180.180.001	BLOCCHETTO REGGI MOLLA / SPRING HOLDER BLOCK / FEDERLAGERBLOCK	2
007	9000.0025.0019.001	CILINDRO AD AZOTO / NITROGEN CYLINDER / STICKSTOFFZYLINDER	2
008	9003.0002	SENSORE DI SICUREZZA / SECURITY SENSOR / SENSOR FÜR SICHERHEIT	1*OPTION
009	9006.002	INGRASSATORE / NIPPLE / SCHMIERUNG	3
010	8005.0250.0250.080.001	PERNO / PIN / STIFT	2
011	8012.0470.0380.060.001	PIASTRA DI SCORRRIMENTO / SLIDING PAD / GLEITPLATTE	1
012	8012.1420.0460.050.001	PIASTRA DI SCORRRIMENTO / SLIDING PAD / GLEITPLATTE	1
013	9012.1000.0180.050.001	PIASTRA DI SCORRRIMENTO / SLIDING PAD / GLEITPLATTE	2
014	9020.06.10.E090	PUNTALINO / BUMP STOP / DRUCKSTÜCK	2
015	8014.4546.0404	KIT PORTA PUNZONE / KIT PUNCH HOLDER / KIT TRÄGERPLATTE	1*OPTION
016	9007.08.020.129.1.4762	VITE / SCREW / SCHRAUBE M8X20	6
017	9028.100.030.8735	SPINA CILINDRICA / DOWEL PIN / ZYLINDERSTIFT D10X30	4
018	9007.10.030.129.1.4762	VITE / SCREW / SCHRAUBE M10X30	4
019	9007.06.010.088.1.9327	VITE / SCREW / SCHRAUBE M6X10	2
020	9007.06.012.129.1.5933	VITE / SCREW / SCHRAUBE M6X12	4
021	9007.08.012.129.1.5933	VITE / SCREW / SCHRAUBE M8X12	3
022	9007.06.012.129.1.4762	VITE / SCREW / SCHRAUBE M6X12	2

POSSIBILI INCLINAZIONI / POSSIBLE INCLINATIONS / MÖGLICHE NEIGUNGEN

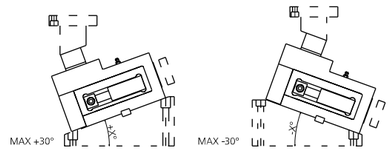

008 (9003) SENSORE / SENSOR / SENSOR

MODELLO D'ORDINE / ORDER EXAMPLE / BESTELLBEISPIEL

MODEL **0146.0404** OPTION CODE **8014.4546.0404**

0146.0409 - **CAM MASC COMPACT400 S98**

FORZA INIZIALE DI ESTRAZIONE / INITIAL EXTRACTION FORCE / RÜCKZUGSKRAFT **400 daN**

SFORZO MAX TRANCIO / CUTTING MAX FORCE / MAXIMALE SCHNITTKRAFT **8000 daN**

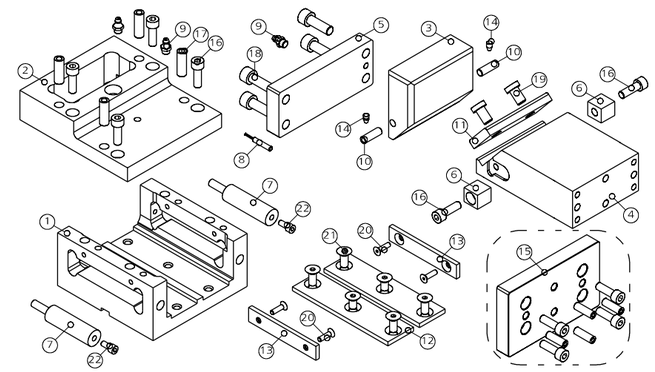

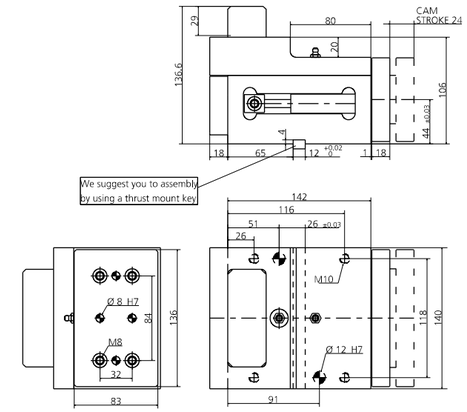

POS.	CODE	DESCRIPTION	Q.TY
001	8000.0046.0409	CORPO CAMMA / CAM BODY / GRUNDGEHÄUSE	1
002	8010.4546.0409	COPERCHIO / COVER / KOPFPLATTE	1
003	8008.4546.0910	CUNEO / WEDGE / DRUCKKEIL	1
004	8007.4546.0409	SLITTA / SLIDER / LAGE	1
005	8002.4546.0409	FLANGIA POSTERIORE / REAR FLANGE / HINTERER FLANSCH	1
006	8026.0200.0180.180.001	BLOCCHETTO REGGI MOLLA / SPRING HOLDER BLOCK / FEDERLAGERBLOCK	2
007	9000.0025.0019.001	CILINDRO AD AZOTO / NITROGEN CYLINDER / STICKSTOFFZYLINDER	2
008	9003.0002	SENSORE DI SICUREZZA / SECURITY SENSOR / SENSOR FÜR SICHERHEIT	1*OPTION
009	9006.002	INGRASSATORE / NIPPLE / SCHMIERUNG	3
010	8005.0250.0250.080.001	PERNO / PIN / STIFT	2
011	8012.0920.0380.100.001	PIASTRA DI SCORRRIMENTO / SLIDING PAD / GLEITPLATTE	1
012	8012.1420.0380.050.001	PIASTRA DI SCORRRIMENTO / SLIDING PAD / GLEITPLATTE	2
013	9012.1000.0180.050.001	PIASTRA DI SCORRRIMENTO / SLIDING PAD / GLEITPLATTE	2
014	9020.06.10.E090	PUNTALINO / BUMP STOP / DRUCKSTÜCK	2
015	8014.4546.0409	KIT PORTA PUNZONE / KIT PUNCH HOLDER / KIT TRÄGERPLATTE	1*OPTION
016	9007.08.020.129.1.4762	VITE / SCREW / SCHRAUBE M8X20	6
017	9028.100.030.8735	SPINA CILINDRICA / DOWEL PIN / ZYLINDERSTIFT D10X30	4
018	9007.10.030.129.1.4762	VITE / SCREW / SCHRAUBE M10X30	4
019	9007.10.020.088.1.9327	VITE / SCREW / SCHRAUBE M10X20	2
020	9007.06.012.129.1.5933	VITE / SCREW / SCHRAUBE M6X12	4
021	9007.08.012.129.1.5933	VITE / SCREW / SCHRAUBE M8X12	6
022	9007.06.012.129.1.4762	VITE / SCREW / SCHRAUBE M6X12	2

POSSIBILI INCLINAZIONI / POSSIBLE INCLINATIONS / MÖGLICHE NEIGUNGEN

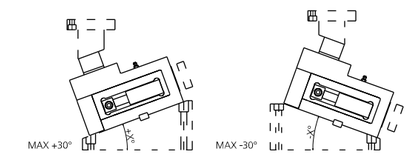

008 (9003) SENSORE / SENSOR / SENSOR

MODELLO D'ORDINE / ORDER EXAMPLE / BESTELLBEISPIEL

MODEL **0146.0409** OPTION CODE **8014.4546.0409**

0146.0414 - CAM MASC COMPACT400 S148

FORZA INIZIALE DI ESTRAZIONE / INITIAL EXTRACTION FORCE / RÜCKZUGSKRAFT **400 daN**

SFORZO MAX TRANCIO / CUTTING MAX FORCE / MAXIMALE SCHNITTKRAFT **8000 daN**

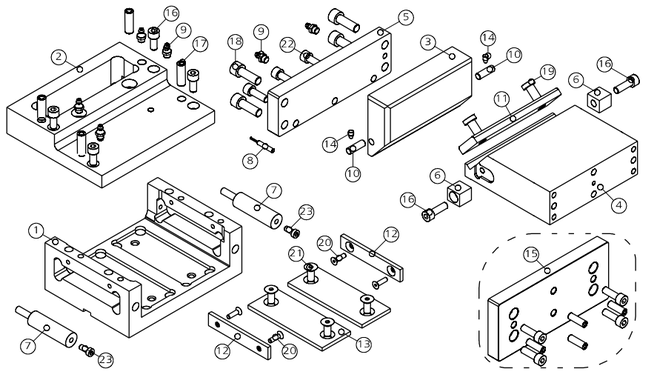

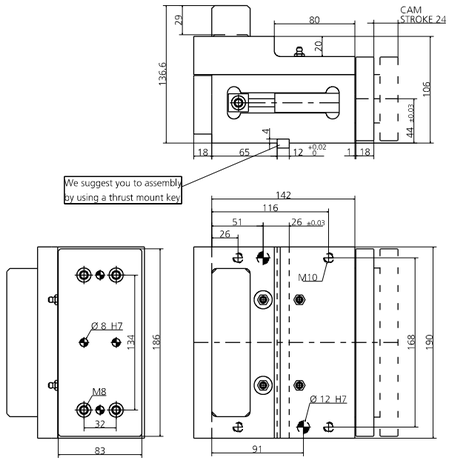

POS.	CODE	DESCRIPTION	Q.TY
001	8000.0046.0414	CORPO CAMMA / CAM BODY / GRUNDGEHÄUSE	1
002	8010.4546.0414	COPERCHIO / COVER / KOPFPLATTE	1
003	8008.4546.1415	CUNEO / WEDGE / DRUCKKEIL	1
004	8007.4546.0414	SLITTA / SLIDER / LAGE	1
005	8002.4546.0414	FLANGIA POSTERIORE / REAR FLANGE / HINTERER FLANSCH	1
006	8026.0200.0180.180.001	BLOCCHETTO REGGI MOLLA / SPRING HOLDER BLOCK / FEDERLAGERBLOCK	2
007	9000.0025.0019.001	CILINDRO AD AZOTO / NITROGEN CYLINDER / STICKSTOFFZYLINDER	2
008	9003.0002	SENSORE DI SICUREZZA / SECURITY SENSOR / SENSOR FÜR SICHERHEIT	1*OPTION
009	9006.002	INGRASSATORE / NIPPLE / SCHMIERUNG	3
010	8005.0250.0250.080.001	PERNO / PIN / STIFT	2
011	8012.1420.0380.100.001	PIASTRA DI SCORRRIMENTO / SLIDING PAD / GLEITPLATTE	1
012	9012.1000.0180.050.001	PIASTRA DI SCORRRIMENTO / SLIDING PAD / GLEITPLATTE	2
013	9012.1250.0480.050.001	PIASTRA DI SCORRRIMENTO / SLIDING PAD / GLEITPLATTE	3
014	9020.06.10.E090	PUNTALINO / BUMP STOP / DRUCKSTÜCK	2
015	8014.4546.0414	KIT PORTA PUNZONE / KIT PUNCH HOLDER / KIT TRÄGERPLATTE	1*OPTION
016	9007.08.020.129.1.4762	VITE / SCREW / SCHRAUBE M8X20	6
017	9028.100.030.8735	SPINA CILINDRICA / DOWEL PIN / ZYLINDERSTIFT D10X30	4
018	9007.10.030.129.1.4762	VITE / SCREW / SCHRAUBE M10X30	4
019	9007.10.020.088.1.9327	VITE / SCREW / SCHRAUBE M10X20	2
020	9007.06.012.129.1.5933	VITE / SCREW / SCHRAUBE M6X12	4
021	9007.08.012.129.1.5933	VITE / SCREW / SCHRAUBE M8X12	6
022	9007.08.030.129.1.4762	VITE / SCREW / SCHRAUBE M8X30	3
023	9007.06.012.129.1.4762	VITE / SCREW / SCHRAUBE M6X12	2

POSSIBILI INCLINAZIONI / POSSIBLE INCLINATIONS / MÖGLICHE NEIGUNGEN

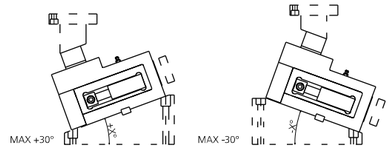

008 (9003) SENSORE / SENSOR / SENSOR

MODELLO D'ORDINE / ORDER EXAMPLE / BESTELLBEISPIEL

MODEL **0146.0414** OPTION CODE **8014.4546.0414**

0146.0419 - CAM MASC COMPACT400 S198

FORZA INIZIALE DI ESTRAZIONE / INITIAL EXTRACTION FORCE / RÜCKZUGSKRAFT **400 daN**

SFORZO MAX TRANCIO / CUTTING MAX FORCE / MAXIMALE SCHNITTKRAFT **8000 daN**

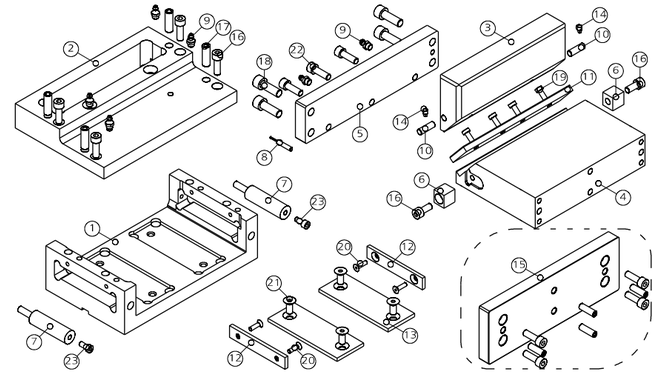

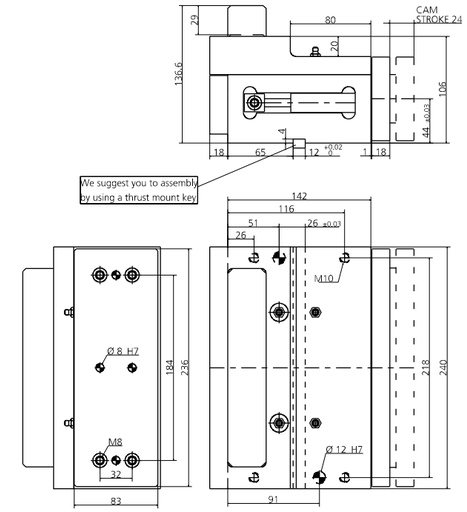

POS.	CODE	DESCRIPTION	Q.TY
001	8000.0046.0419	CORPO CAMMA / CAM BODY / GRUNDGEHÄUSE	1
002	8010.4546.0419	COPERCHIO / COVER / KOPFPLATTE	1
003	8008.4546.1920	CUNEO / WEDGE / DRUCKKEIL	1
004	8007.4546.0419	SLITTA / SLIDER / LAGE	1
005	8002.4546.0419	FLANGIA POSTERIORE / REAR FLANGE / HINTERER FLANSCH	1
006	8026.0200.0180.180.001	BLOCCHETTO REGGI MOLLA / SPRING HOLDER BLOCK / FEDERLAGERBLOCK	2
007	9000.0025.0019.001	CILINDRO AD AZOTO / NITROGEN CYLINDER / STICKSTOFFZYLINDER	2
008	9003.0002	SENSORE DI SICUREZZA / SECURITY SENSOR / SENSOR FÜR SICHERHEIT	1*OPTION
009	9006.002	INGRASSATORE / NIPPLE / SCHMIERUNG	3
010	8005.0250.0250.080.001	PERNO / PIN / STIFT	2
011	8012.0950.0370.080.001	PIASTRA DI SCORRRIMENTO / SLIDING PAD / GLEITPLATTE	2
012	9012.1000.0180.050.001	PIASTRA DI SCORRRIMENTO / SLIDING PAD / GLEITPLATTE	2
013	9012.1250.0480.050.001	PIASTRA DI SCORRRIMENTO / SLIDING PAD / GLEITPLATTE	3
014	9020.06.10.E090	PUNTALINO / BUMP STOP / DRUCKSTÜCK	2
015	8014.4546.0419	KIT PORTA PUNZONE / KIT PUNCH HOLDER / KIT TRÄGERPLATTE	1*OPTION
016	9007.08.020.129.1.4762	VITE / SCREW / SCHRAUBE M8X20	6
017	9028.100.030.8735	SPINA CILINDRICA / DOWEL PIN / ZYLINDERSTIFT D10X30	4
018	9007.10.030.129.1.4762	VITE / SCREW / SCHRAUBE M10X30	4
019	9007.06.010.088.1.9327	VITE / SCREW / SCHRAUBE M6X10	4
020	9007.06.012.129.1.5933	VITE / SCREW / SCHRAUBE M6X12	4
021	9007.08.012.129.1.5933	VITE / SCREW / SCHRAUBE M8X12	6
022	9007.08.030.129.1.4762	VITE / SCREW / SCHRAUBE M8X30	3
023	9007.06.012.129.1.4762	VITE / SCREW / SCHRAUBE M6X12	2

POSSIBILI INCLINAZIONI / POSSIBLE INCLINATIONS / MÖGLICHE NEIGUNGEN

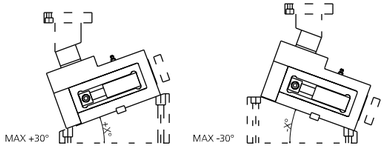

008 (9003) SENSORE / SENSOR / SENSOR

MODELLO D'ORDINE / ORDER EXAMPLE / BESTELLBEISPIEL

MODEL **0146.0419** OPTION CODE **8014.4546.0419**

0146.0905 - **CAM MASC COMPACT900 S58**

FORZA INIZIALE DI ESTRAZIONE / INITIAL EXTRACTION FORCE / RÜCKZUGSKRAFT **900 daN**

SFORZO MAX TRANCIO / CUTTING MAX FORCE / MAXIMALE SCHNITTKRAFT **14000 daN**

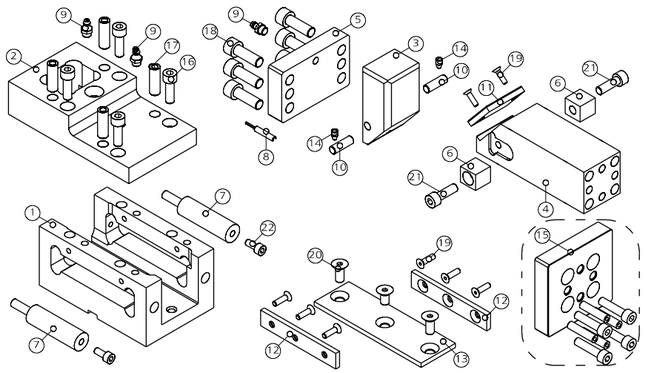

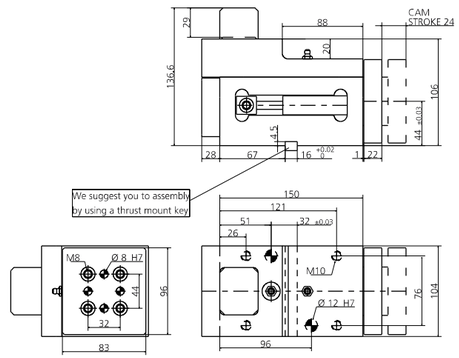

POS.	CODE	DESCRIPTION	Q.TY
001	8000.0046.0905	CORPO CAMMA / CAM BODY / GRUNDGEHÄUSE	1
002	8010.4546.0905	COPERCHIO / COVER / KOPFPLATTE	1
003	8008.4546.0405	CUNEO / WEDGE / DRUCKKEIL	1
004	8007.4546.0905	SLITTA / SLIDER / LAGE	1
005	8002.4546.0905	FLANGIA POSTERIORE / REAR FLANGE / HINTERER FLANSCH	1
006	8026.0250.0300.220.001	BLOCCHETTO REGGI MOLLA / SPRING HOLDER BLOCK / FEDERLAGERBLOCK	2
007	9000.0025.0025.001	CILINDRO AD AZOTO / NITROGEN CYLINDER / STICKSTOFFZYLINDER	2
008	9003.0002	SENSORE DI SICUREZZA / SECURITY SENSOR / SENSOR FÜR SICHERHEIT	1*OPTION
009	9006.002	INGRASSATORE / NIPPLE / SCHMIERUNG	3
010	8005.0250.0250.080.001	PERNO / PIN / STIFT	2
011	8012.0550.0380.060.001	PIASTRA DI SCORRRIMENTO / SLIDING PAD / GLEITPLATTE	1
012	9012.1500.0180.050.001	PIASTRA DI SCORRRIMENTO / SLIDING PAD / GLEITPLATTE	2
013	9012.1500.0480.050.001	PIASTRA DI SCORRRIMENTO / SLIDING PAD / GLEITPLATTE	1
014	9020.06.10.E090	PUNTALINO / BUMP STOP / DRUCKSTÜCK	2
015	8014.4546.0905	KIT PORTA PUNZONE / KIT PUNCH HOLDER / KIT TRÄGERPLATTE	1*OPTION
016	9007.08.020.129.1.4762	VITE / SCREW / SCHRAUBE M8X20	4
017	9028.100.030.8735	SPINA CILINDRICA / DOWEL PIN / ZYLINDERSTIFT D10X30	4
018	9007.10.040.129.1.4762	VITE / SCREW / SCHRAUBE M10X40	6
019	9007.06.012.129.1.5933	VITE / SCREW / SCHRAUBE M6X12	8
020	9007.08.012.129.1.5933	VITE / SCREW / SCHRAUBE M8X12	3
021	9007.08.030.129.1.4762	VITE / SCREW / SCHRAUBE M8X30	2
022	9007.06.016.129.1.4762	VITE / SCREW / SCHRAUBE M6X16	2

POSSIBILI INCLINAZIONI / POSSIBLE INCLINATIONS / MÖGLICHE NEIGUNGEN

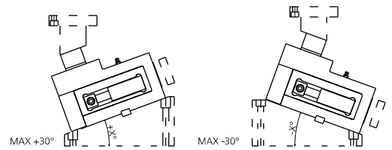

008 (9003) SENSORE / SENSOR / SENSOR

MODELLO D'ORDINE / ORDER EXAMPLE / BESTELLBEISPIEL

MODEL **0146.0905** OPTION CODE **8014.4546.0905**

0146.0910 - **CAM MASC COMPACT900 S108**

FORZA INIZIALE DI ESTRAZIONE / INITIAL EXTRACTION FORCE / RÜCKZUGSKRAFT **900 daN**

SFORZO MAX TRANCIO / CUTTING MAX FORCE / MAXIMALE SCHNITTKRAFT **14000 daN**

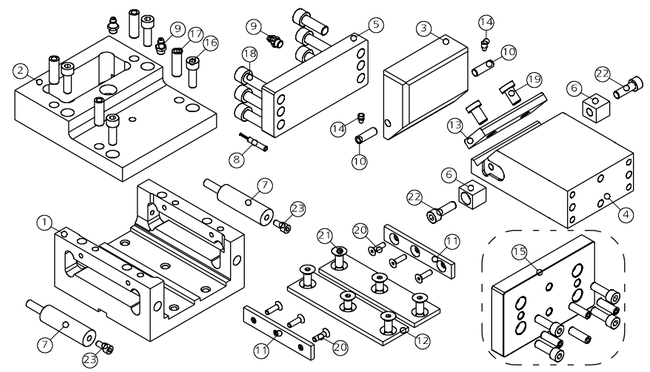

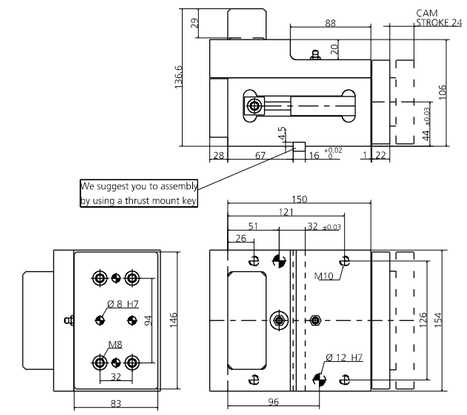

POS.	CODE	DESCRIPTION	Q.TY
001	8000.0046.0910	CORPO CAMMA / CAM BODY / GRUNDGEHÄUSE	1
002	8010.4546.0910	COPERCHIO / COVER / KOPFPLATTE	1
003	8008.4546.0910	CUNEO / WEDGE / DRUCKKEIL	1
004	8007.4546.0910	SLITTA / SLIDER / LAGE	1
005	8002.4546.0910	FLANGIA POSTERIORE / REAR FLANGE / HINTERER FLANSCH	1
006	8026.0250.0300.220.001	BLOCCHETTO REGGI MOLLA / SPRING HOLDER BLOCK / FEDERLAGERBLOCK	2
007	9000.0025.0025.001	CILINDRO AD AZOTO / NITROGEN CYLINDER / STICKSTOFFZYLINDER	2
008	9003.0002	SENSORE DI SICUREZZA / SECURITY SENSOR / SENSOR FÜR SICHERHEIT	1*OPTION
009	9006.002	INGRASSATORE / NIPPLE / SCHMIERUNG	3
010	8005.0250.0250.080.001	PERNO / PIN / STIFT	2
011	9012.1500.0180.050.001	PIASTRA DI SCORRRIMENTO / SLIDING PAD / GLEITPLATTE	2
012	9012.1500.0480.050.001	PIASTRA DI SCORRRIMENTO / SLIDING PAD / GLEITPLATTE	2
013	9012.1000.0380.100.001	PIASTRA DI SCORRRIMENTO / SLIDING PAD / GLEITPLATTE	1
014	9020.06.10.E090	PUNTALINO / BUMP STOP / DRUCKSTÜCK	2
015	8014.4546.0910	KIT PORTA PUNZONE / KIT PUNCH HOLDER / KIT TRÄGERPLATTE	1*OPTION
016	9007.08.020.129.1.4762	VITE / SCREW / SCHRAUBE M8X20	4
017	9028.100.030.8735	SPINA CILINDRICA / DOWEL PIN / ZYLINDERSTIFT D10X30	4
018	9007.10.040.129.1.4762	VITE / SCREW / SCHRAUBE M10X40	6
019	9007.10.020.088.1.9327	VITE / SCREW / SCHRAUBE M10X20	2
020	9007.06.012.129.1.5933	VITE / SCREW / SCHRAUBE M6X12	6
021	9007.08.012.129.1.5933	VITE / SCREW / SCHRAUBE M8X12	6
022	9007.08.030.129.1.4762	VITE / SCREW / SCHRAUBE M8X30	2
023	9007.06.016.129.1.4762	VITE / SCREW / SCHRAUBE M6X16	2

POSSIBILI INCLINAZIONI / POSSIBLE INCLINATIONS / MÖGLICHE NEIGUNGEN

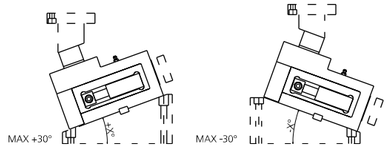

008 (9003) SENSORE / SENSOR / SENSOR

MODELLO D'ORDINE / ORDER EXAMPLE / BESTELLBEISPIEL

MODEL **0146.0910** OPTION CODE **8014.4546.0910**

0146.0915 - **CAM MASC COMPACT900 S158**

FORZA INIZIALE DI ESTRAZIONE / INITIAL EXTRACTION FORCE / RÜCKZUGSKRAFT **900 daN**

SFORZO MAX TRANCIO / CUTTING MAX FORCE / MAXIMALE SCHNITTKRAFT **14000 daN**

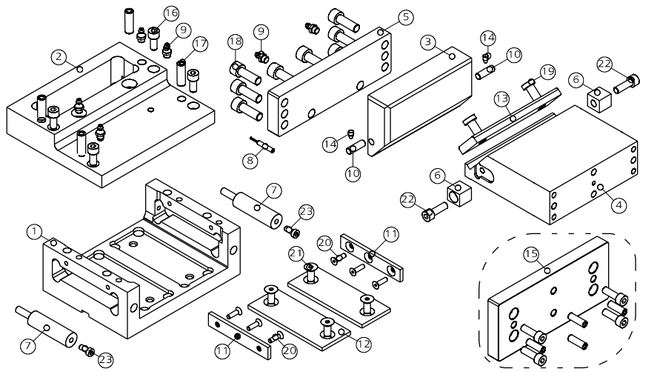

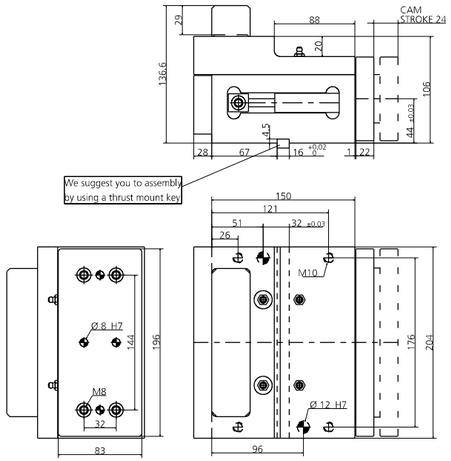

POS.	CODE	DESCRIPTION	Q.TY
001	8000.0046.0915	CORPO CAMMA / CAM BODY / GRUNDGEHÄUSE	1
002	8010.4546.0915	COPERCHIO / COVER / KOPFPLATTE	1
003	8008.4546.1415	CUNEO / WEDGE / DRUCKKEIL	1
004	8007.4546.0915	SLITTA / SLIDER / LAGE	1
005	8002.4546.0915	FLANGIA POSTERIORE / REAR FLANGE / HINTERER FLANSCH	1
006	8026.0250.0300.220.001	BLOCCHETTO REGGI MOLLA / SPRING HOLDER BLOCK / FEDERLAGERBLOCK	2
007	9000.0025.0025.001	CILINDRO AD AZOTO / NITROGEN CYLINDER / STICKSTOFFZYLINDER	2
008	9003.0002	SENSORE DI SICUREZZA / SECURITY SENSOR / SENSOR FÜR SICHERHEIT	1*OPTION
009	9006.002	INGRASSATORE / NIPPLE / SCHMIERUNG	3
010	8005.0250.0250.080.001	PERNO / PIN / STIFT	2
011	9012.1500.0180.050.001	PIASTRA DI SCORRRIMENTO / SLIDING PAD / GLEITPLATTE	2
012	9012.1500.0480.050.001	PIASTRA DI SCORRRIMENTO / SLIDING PAD / GLEITPLATTE	2
013	9012.1500.0380.100.001	PIASTRA DI SCORRRIMENTO / SLIDING PAD / GLEITPLATTE	1
014	9020.06.10.E090	PUNTALINO / BUMP STOP / DRUCKSTÜCK	2
015	8014.4546.0915	KIT PORTA PUNZONE / KIT PUNCH HOLDER / KIT TRÄGERPLATTE	1*OPTION
016	9007.08.020.129.1.4762	VITE / SCREW / SCHRAUBE M8X20	4
017	9028.100.030.8735	SPINA CILINDRICA / DOWEL PIN / ZYLINDERSTIFT D10X30	4
018	9007.10.040.129.1.4762	VITE / SCREW / SCHRAUBE M10X40	8
019	9007.10.020.088.1.9327	VITE / SCREW / SCHRAUBE M10X20	2
020	9007.06.012.129.1.5933	VITE / SCREW / SCHRAUBE M6X12	6
021	9007.08.012.129.1.5933	VITE / SCREW / SCHRAUBE M8X12	6
022	9007.08.030.129.1.4762	VITE / SCREW / SCHRAUBE M8X30	2
023	9007.06.016.129.1.4762	VITE / SCREW / SCHRAUBE M6X16	2

POSSIBILI INCLINAZIONI / POSSIBLE INCLINATIONS / MÖGLICHE NEIGUNGEN

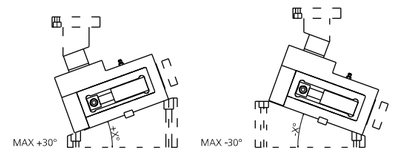

008 (9003) SENSORE / SENSOR / SENSOR

MODELLO D'ORDINE / ORDER EXAMPLE / BESTELLBEISPIEL

MODEL **0146.0915** OPTION CODE **8014.4546.0915**

0146.0920 - **CAM MASC COMPACT900 S208**

FORZA INIZIALE DI ESTRAZIONE / INITIAL EXTRACTION FORCE / RÜCKZUGSKRAFT **900 daN**

SFORZO MAX TRANCIO / CUTTING MAX FORCE / MAXIMALE SCHNITTKRAFT **14000 daN**

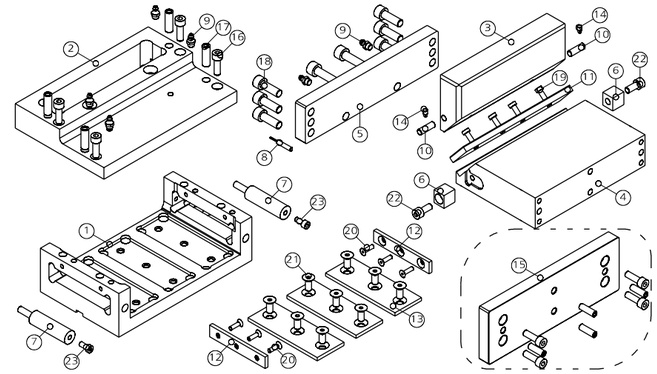

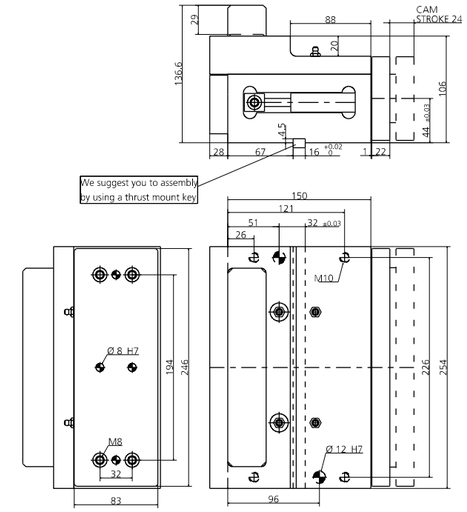

POS.	CODE	DESCRIPTION	Q.TY
001	8000.0046.0920	CORPO CAMMA / CAM BODY / GRUNDGEHÄUSE	1
002	8010.4546.0920	COPERCHIO / COVER / KOPFPLATTE	1
003	8008.4546.1920	CUNEO / WEDGE / DRUCKKEIL	1
004	8007.4546.0920	SLITTA / SLIDER / LAGE	1
005	8002.4546.0920	FLANGIA POSTERIORE / REAR FLANGE / HINTERER FLANSCH	1
006	8026.0250.0300.220.001	BLOCCHETTO REGGI MOLLA / SPRING HOLDER BLOCK / FEDERLAGERBLOCK	2
007	9000.0025.0025.001	CILINDRO AD AZOTO / NITROGEN CYLINDER / STICKSTOFFZYLINDER	2
008	9003.0002	SENSORE DI SICUREZZA / SECURITY SENSOR / SENSOR FÜR SICHERHEIT	1*OPTION
009	9006.002	INGRASSATORE / NIPPLE / SCHMIERUNG	3
010	8005.0250.0250.080.001	PERNO / PIN / STIFT	2
011	8012.1025.0380.080.001	PIASTRA DI SCORRRIMENTO / SLIDING PAD / GLEITPLATTE	2
012	9012.1500.0180.050.001	PIASTRA DI SCORRRIMENTO / SLIDING PAD / GLEITPLATTE	2
013	9012.1500.0480.050.001	PIASTRA DI SCORRRIMENTO / SLIDING PAD / GLEITPLATTE	3
014	9020.06.10.E090	PUNTALINO / BUMP STOP / DRUCKSTÜCK	2
015	8014.4546.0920	KIT PORTA PUNZONE / KIT PUNCH HOLDER / KIT TRÄGERPLATTE	1*OPTION
016	9007.08.020.129.1.4762	VITE / SCREW / SCHRAUBE M8X20	4
017	9028.100.030.8735	SPINA CILINDRICA / DOWEL PIN / ZYLINDERSTIFT D10X30	4
018	9007.10.040.129.1.4762	VITE / SCREW / SCHRAUBE M10X40	8
019	9007.06.010.088.1.9327	VITE / SCREW / SCHRAUBE M6X10	4
020	9007.06.012.129.1.5933	VITE / SCREW / SCHRAUBE M6X12	6
021	9007.08.012.129.1.5933	VITE / SCREW / SCHRAUBE M8X12	9
022	9007.08.030.129.1.4762	VITE / SCREW / SCHRAUBE M8X30	2
023	9007.06.016.129.1.4762	VITE / SCREW / SCHRAUBE M6X16	2

POSSIBILI INCLINAZIONI / POSSIBLE INCLINATIONS / MÖGLICHE NEIGUNGEN

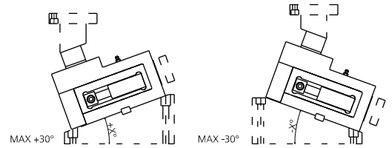

008 (9003) SENSORE / SENSOR / SENSOR

MODELLO D'ORDINE / ORDER EXAMPLE / BESTELLBEISPIEL

MODEL **0146.0920** OPTION CODE **8014.4546.0920**

0146.1508 - CAM MASC COMPACT1500 S88

FORZA INIZIALE DI ESTRAZIONE / INITIAL EXTRACTION FORCE / RÜCKZUGSKRAFT **1500 daN**

SFORZO MAX TRANCIO / CUTTING MAX FORCE / MAXIMALE SCHNITTKRAFT **20000 daN**

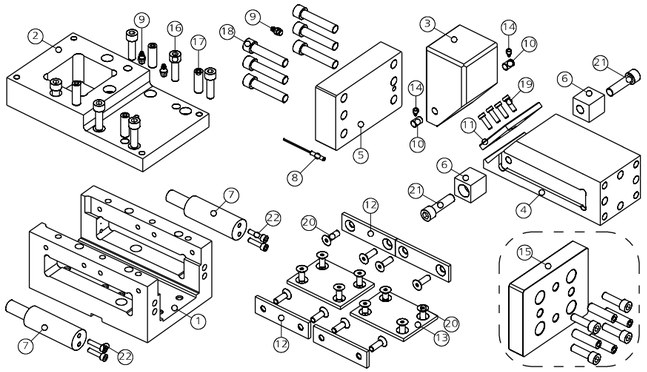

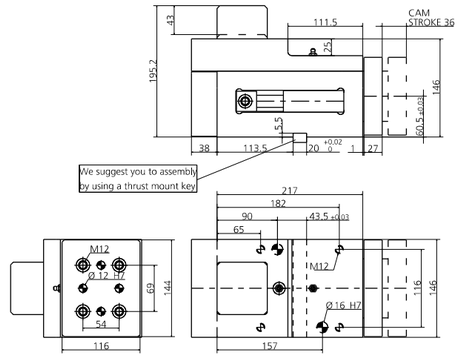

POS.	CODE	DESCRIPTION	Q.TY
001	8000.0046.1508	CORPO CAMMA / CAM BODY / GRUNDGEHÄUSE	1
002	8010.4546.1508	COPERCHIO / COVER / KOPFPLATTE	1
003	8008.4546.0008	CUNEO / WEDGE / DRUCKKEIL	1
004	8007.4546.1508	SLITTA / SLIDER / LAGE	1
005	8002.4546.1508	FLANGIA POSTERIORE / REAR FLANGE / HINTERER FLANSCH	1
006	8026.0340.0300.300.001	BLOCCHETTO REGGI MOLLA / SPRING HOLDER BLOCK / FEDERLAGERBLOCK	2
007	9000.0038.0032.001	CILINDRO AD AZOTO / NITROGEN CYLINDER / STICKSTOFFZYLINDER	2
008	9003.0002	SENSORE DI SICUREZZA / SECURITY SENSOR / SENSOR FÜR SICHERHEIT	1*OPTION
009	9006.002	INGRASSATORE / NIPPLE / SCHMIERUNG	3
010	8005.0250.0250.100.001	PERNO / PIN / STIFT	2
011	8012.0750.0750.080.001	PIASTRA DI SCORRRIMENTO / SLIDING PAD / GLEITPLATTE	1
012	9012.1000.0280.050.001	PIASTRA DI SCORRRIMENTO / SLIDING PAD / GLEITPLATTE	4
013	9012.1000.0750.050.001	PIASTRA DI SCORRRIMENTO / SLIDING PAD / GLEITPLATTE	2
014	9020.06.10.E090	PUNTALINO / BUMP STOP / DRUCKSTÜCK	2
015	8014.4546.1508	KIT PORTA PUNZONE / KIT PUNCH HOLDER / KIT TRÄGERPLATTE	1*OPTION
016	9007.10.030.129.1.4762	VITE / SCREW / SCHRAUBE M10X30	6
017	9028.120.030.8735	SPINA CILINDRICA / DOWEL PIN / ZYLINDERSTIFT D12X30	4
018	9007.12.055.129.1.4762	VITE / SCREW / SCHRAUBE M12X55	6
019	9007.06.010.088.1.9327	VITE / SCREW / SCHRAUBE M6X10	4
020	9007.08.012.129.1.5933	VITE / SCREW / SCHRAUBE M8X12	16
021	9007.12.040.129.1.4762	VITE / SCREW / SCHRAUBE M12X40	2
022	9007.05.025.129.1.4762	VITE / SCREW / SCHRAUBE M5X25	4

POSSIBILI INCLINAZIONI / POSSIBLE INCLINATIONS / MÖGLICHE NEIGUNGEN

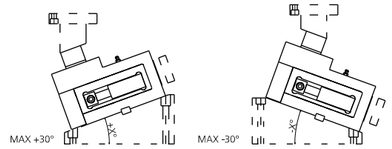

008 (9003) SENSORE / SENSOR / SENSOR

MODELLO D'ORDINE / ORDER EXAMPLE / BESTELLBEISPIEL

MODEL **0146.1508** OPTION CODE **8014.4546.1508**

0146.1513 - CAM MASC COMPACT1500 S138

FORZA INIZIALE DI ESTRAZIONE / INITIAL EXTRACTION FORCE / RÜCKZUGSKRAFT **1500 daN**

SFORZO MAX TRANCIO / CUTTING MAX FORCE / MAXIMALE SCHNITTKRAFT **20000 daN**

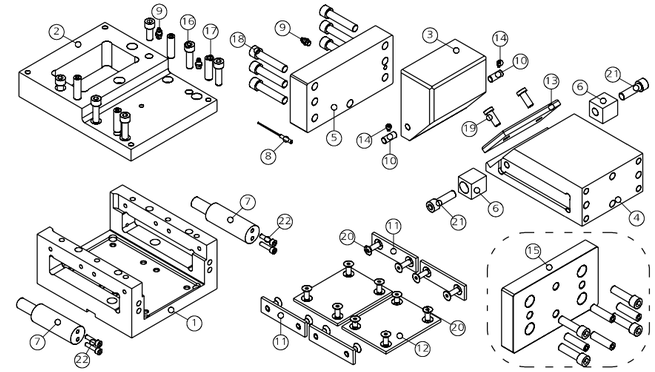

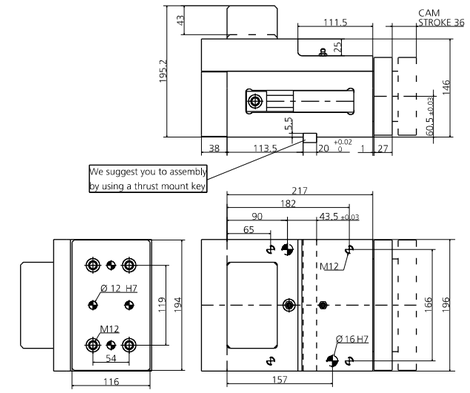

POS.	CODE	DESCRIPTION	Q.TY
001	8000.0046.1513	CORPO CAMMA / CAM BODY / GRUNDGEHÄUSE	1
002	8010.4546.1513	COPERCHIO / COVER / KOPFPLATTE	1
003	8008.4546.0013	CUNEO / WEDGE / DRUCKKEIL	1
004	8007.4546.1513	SLITTA / SLIDER / LAGE	1
005	8002.4546.1513	FLANGIA POSTERIORE / REAR FLANGE / HINTERER FLANSCH	1
006	8026.0340.0300.300.001	BLOCCHETTO REGGI MOLLA / SPRING HOLDER BLOCK / FEDERLAGERBLOCK	2
007	9000.0038.0032.001	CILINDRO AD AZOTO / NITROGEN CYLINDER / STICKSTOFFZYLINDER	2
008	9003.0002	SENSORE DI SICUREZZA / SECURITY SENSOR / SENSOR FÜR SICHERHEIT	1*OPTION
009	9006.002	INGRASSATORE / NIPPLE / SCHMIERUNG	3
010	8005.0250.0250.100.001	PERNO / PIN / STIFT	2
011	9012.1000.0280.050.001	PIASTRA DI SCORRRIMENTO / SLIDING PAD / GLEITPLATTE	4
012	9012.1250.1000.050.001	PIASTRA DI SCORRRIMENTO / SLIDING PAD / GLEITPLATTE	2
013	9012.1250.0750.100.001	PIASTRA DI SCORRRIMENTO / SLIDING PAD / GLEITPLATTE	1
014	9020.06.10.E090	PUNTALINO / BUMP STOP / DRUCKSTÜCK	2
015	8014.4546.1513	KIT PORTA PUNZONE / KIT PUNCH HOLDER / KIT TRÄGERPLATTE	1*OPTION
016	9007.10.030.129.1.4762	VITE / SCREW / SCHRAUBE M10X30	6
017	9028.120.030.8735	SPINA CILINDRICA / DOWEL PIN / ZYLINDERSTIFT D12X30	4
018	9007.12.055.129.1.4762	VITE / SCREW / SCHRAUBE M12X55	7
019	9007.10.020.088.1.9327	VITE / SCREW / SCHRAUBE M10X20	2
020	9007.08.012.129.1.5933	VITE / SCREW / SCHRAUBE M8X12	16
021	9007.12.040.129.1.4762	VITE / SCREW / SCHRAUBE M12X40	2
022	9007.05.025.129.1.4762	VITE / SCREW / SCHRAUBE M5X25	4

POSSIBILI INCLINAZIONI / POSSIBLE INCLINATIONS / MÖGLICHE NEIGUNGEN

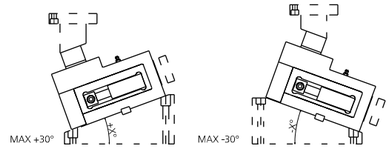

008 (9003) SENSORE / SENSOR / SENSOR

MODELLO D'ORDINE / ORDER EXAMPLE / BESTELLBEISPIEL

MODEL **0146.1513** OPTION CODE **8014.4546.1513**

0146.3011 - **CAM MASC COMPACT3000 S118**

FORZA INIZIALE DI ESTRAZIONE / INITIAL EXTRACTION FORCE / RÜCKZUGSKRAFT **3000 daN**

SFORZO MAX TRANCIO / CUTTING MAX FORCE / MAXIMALE SCHNITTKRAFT **40000 daN**

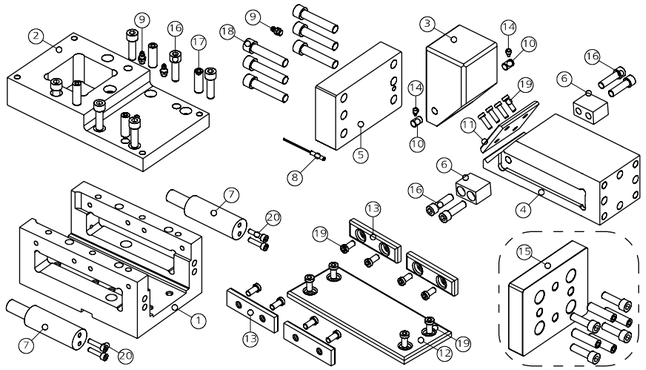

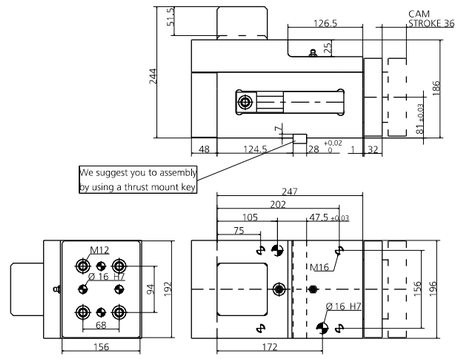

POS.	CODE	DESCRIPTION	Q.TY
001	8000.0046.3011	CORPO CAMMA / CAM BODY / GRUNDGEHÄUSE	1
002	8010.4546.3011	COPERCHIO / COVER / KOPFPLATTE	1
003	8008.4546.0011	CUNEO / WEDGE / DRUCKKEIL	1
004	8007.4546.3011	SLITTA / SLIDER / LAGE	1
005	8002.4546.3011	FLANGIA POSTERIORE / REAR FLANGE / HINTERER FLANSCH	1
006	8026.0400.0500.280.001	BLOCCHETTO REGGI MOLLA / SPRING HOLDER BLOCK / FEDERLAGERBLOCK	2
007	9000.0038.0038.004	CILINDRO AD AZOTO / NITROGEN CYLINDER / STICKSTOFFZYLINDER	2
008	9003.0002	SENSORE DI SICUREZZA / SECURITY SENSOR / SENSOR FÜR SICHERHEIT	1*OPTION
009	9006.002	INGRASSATORE / NIPPLE / SCHMIERUNG	3
010	8005.0250.0250.100.001	PERNO / PIN / STIFT	2
011	8012.2460.1000.100.001	PIASTRA DI SCORRRIMENTO / SLIDING PAD / GLEITPLATTE	1
012	8012.1000.1000.100.001	PIASTRA DI SCORRRIMENTO / SLIDING PAD / GLEITPLATTE	1
013	9012.1000.0280.100.001	PIASTRA DI SCORRRIMENTO / SLIDING PAD / GLEITPLATTE	4
014	9020.06.10.E090	PUNTALINO / BUMP STOP / DRUCKSTÜCK	2
015	8014.4546.3011	KIT PORTA PUNZONE / KIT PUNCH HOLDER / KIT TRÄGERPLATTE	1*OPTION
016	9007.12.040.129.1.4762	VITE / SCREW / SCHRAUBE M12X40	10
017	9028.120.030.8735	SPINA CILINDRICA / DOWEL PIN / ZYLINDERSTIFT D12X30	4
018	9007.16.070.129.1.4762	VITE / SCREW / SCHRAUBE M16X70	6
019	9007.10.020.088.1.9327	VITE / SCREW / SCHRAUBE M10X20	16
020	9007.06.025.129.1.4762	VITE / SCREW / SCHRAUBE M6X25	4

POSSIBILI INCLINAZIONI / POSSIBLE INCLINATIONS / MÖGLICHE NEIGUNGEN

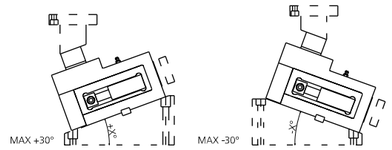

008 (9003) SENSORE / SENSOR / SENSOR

MODELLO D'ORDINE / ORDER EXAMPLE / BESTELLBEISPIEL

MODEL **0146.3011** OPTION CODE **8014.4546.3011**

0146.3016 - **CAM MASC COMPACT3000 S168**

FORZA INIZIALE DI ESTRAZIONE / INITIAL EXTRACTION FORCE / RÜCKZUGSKRAFT **3000 daN**

SFORZO MAX TRANCIO / CUTTING MAX FORCE / MAXIMALE SCHNITTKRAFT **40000 daN**

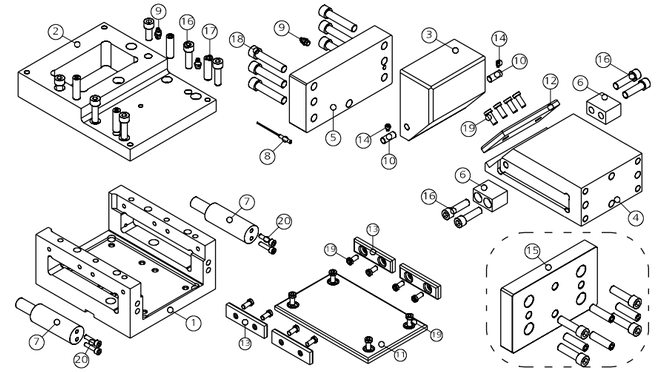

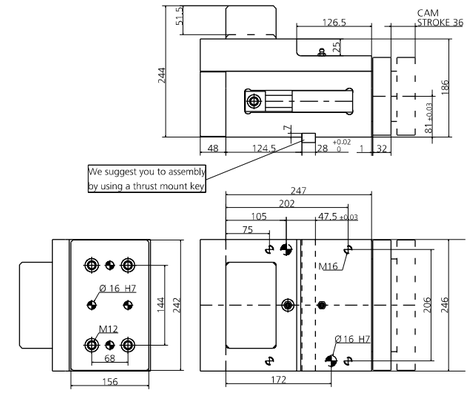

POS.	CODE	DESCRIPTION	Q.TY
001	8000.0046.3016	CORPO CAMMA / CAM BODY / GRUNDGEHÄUSE	1
002	8010.4546.3016	COPERCHIO / COVER / KOPFPLATTE	1
003	8008.4546.0016	CUNEO / WEDGE / DRUCKKEIL	1
004	8007.4546.3016	SLITTA / SLIDER / LAGE	1
005	8002.4546.3016	FLANGIA POSTERIORE / REAR FLANGE / HINTERER FLANSCH	1
006	8026.0400.0500.280.001	BLOCCHETTO REGGI MOLLA / SPRING HOLDER BLOCK / FEDERLAGERBLOCK	2
007	9000.0038.0038.004	CILINDRO AD AZOTO / NITROGEN CYLINDER / STICKSTOFFZYLINDER	2
008	9003.0002	SENSORE DI SICUREZZA / SECURITY SENSOR / SENSOR FÜR SICHERHEIT	1*OPTION
009	9006.002	INGRASSATORE / NIPPLE / SCHMIERUNG	3
010	8005.0250.0250.100.001	PERNO / PIN / STIFT	2
011	8012.2460.1500.100.001	PIASTRA DI SCORRRIMENTO / SLIDING PAD / GLEITPLATTE	1
012	8012.1500.1000.100.001	PIASTRA DI SCORRRIMENTO / SLIDING PAD / GLEITPLATTE	1
013	9012.1000.0280.100.001	PIASTRA DI SCORRRIMENTO / SLIDING PAD / GLEITPLATTE	4
014	9020.06.10.E090	PUNTALINO / BUMP STOP / DRUCKSTÜCK	2
015	8014.4546.3016	KIT PORTA PUNZONE / KIT PUNCH HOLDER / KIT TRÄGERPLATTE	1*OPTION
016	9007.12.040.129.1.4762	VITE / SCREW / SCHRAUBE M12X40	10
017	9028.120.030.8735	SPINA CILINDRICA / DOWEL PIN / ZYLINDERSTIFT D12X30	4
018	9007.16.070.129.1.4762	VITE / SCREW / SCHRAUBE M16X70	6
019	9007.10.020.088.1.9327	VITE / SCREW / SCHRAUBE M10X20	16
020	9007.06.025.129.1.4762	VITE / SCREW / SCHRAUBE M6X25	4

POSSIBILI INCLINAZIONI / POSSIBLE INCLINATIONS / MÖGLICHE NEIGUNGEN

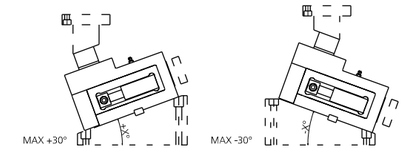

008 (9003) SENSORE / SENSOR / SENSOR

MODELLO D'ORDINE / ORDER EXAMPLE / BESTELLBEISPIEL

MODEL **0146.3016** OPTION CODE **8014.4546.3016**



CAM **ROLLER**

Cam meccanica di potenza fino a 25800 daN con ritorno garantito mediante un cilindro ad azoto, su cui vengono applicati gli accessori o gli acciai per eseguire le lavorazioni desiderate. Questa cam ha una corsa molto lunga e può essere montata in posizione orizzontale o inclinata. Possibili applicazioni: adatta a lavori generalmente di tranciatura, foratura e piegatura.

Mechanical cam with power supply up to 25800 daN with return by a nitrogen cylinder, on which are applied accessories or steel, to perform required work. This cam has a long stroke and can be fitted horizontally or inclined. Means of application: generally suitable for shearing, drilling and bending work.

Mechanische Stanzeinheit mit einer Kraft bis 25800 daN und einem Rücklauf, der durch eine Stickstofffeder sichergestellt wird. An der Stanzeinheit können Zubehör oder verschiedene Sorten Stahl je nach Bedarf angebracht werden. Diese Cam hat einen sehr langen Hub und kann horizontal oder geneigt montiert werden. Mögliche Anwendungen: Stanzen, Lochen und Biegen.

PUNTI DI FORZA / STRENGTHS / STÄRKEN

CAM **ROLLER**

ESEMPI DI APPLICAZIONI SPECIALI / EXAMPLES OF SPECIAL APPLICATIONS / BEISPIELE FÜR SPEZIELLE ANWENDUNGEN

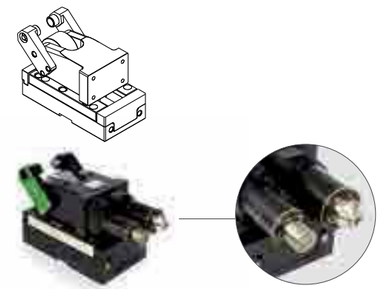

Forature sulla slitta a richiesta
Upon request drillings are available in the slide
Auf Anfrage sind Bohrungen möglich.

Su richiesta è possibile montare un unità di punzonatura speciale.
Upon request, it is possible to assemble a special punching unit.
Auf Anfrage ist die Montage einer Stanzeinheit möglich.

DISEGNO DEL MONTAGGIO / MOUNTING DESIGN / MONTAGEZEICHNUNG

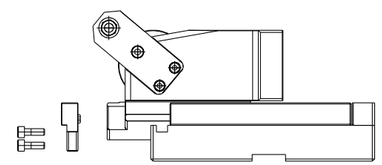

ATTENZIONE:
per eseguire la prova manualmente togliere il cilindro come indicato.
ATTENTION:
in order to manually perform the test, extract the cylinder as indicated.
ACHTUNG:
Stickstoffzylinder verbaut, Schieber nur in Grundstellung öffnen.

SMONTAGGIO PRODOTTO ROLLER / PRODUCT DISASSEMBLY ROLLER / DEMONTAGE DES PRODUKTES ROLLER

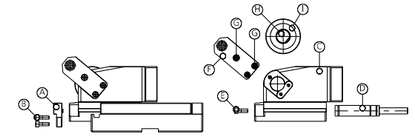

ATTENZIONE: cilindro a gas in pressione.
ATTENTION: gas cylinder under pressure.
ACHTUNG: Gasdruckfeder steht unter hohem Druck.

Attenzione: Assicurarsi che la camma sia nella sua posizione normale prima di eseguire qualsiasi lavoro di smontaggio o manutenzione.

1. Togliere le piastrine "A" rimuovendo le viti "B".
2. Sfilare la slitta "C".
3. Togliere il cilindro a gas "D" rimuovendo la vite "E".
4. Togliere le sfatte "F" rimuovendo le viti "G".
5. Sfilare il perno "H" per togliere la rotella "I".
6. Eseguire le verifiche.
7. Rimontare con cura lubrificando con grasso bisolfuro di Molibdeno (MoS2).
   L'uso di questo grasso viene consigliato da Newstark .
   Lubrificare durante l'uso con grasso bisolfuro di Molibdeno (MoS2).

Attention: Undertake reassembly or maintenance work only when the cam unit is in its basic position.

1. Take off the plates "A" by removing the screws "B" as shown.
2. Take off the slide "C".
3. Take off the nitrogen cylinder by removing the screw "E".
4. Take off the brackets "F" by removing the screws "G".
5. Take off the pin "H" to remove roller "I".
6. Check the components.
7. Reassemble carefully using grease with disulfide molybdeno (MoS2).
   The use of this grease is recommended by Newstark.
   During use lubricate with grease with disulfide molybdeno (MoS2).

Achtung: Stellen Sie bei Montagearbeiten sicher, daß sich die CAM UNIT in der Basisposition befindet.

1. Entfernen Sie die Platten „A" durch entfernen der Schrauben „B" wie gezeigt.
2. Entfernen Sie den Gleiter „C".
3. Entfernen Sie den Stickstoffzylinder durch entfernen der Schraube „E".
4. Entfernen Sie die Halter „F" durch entfernen der Schrauben „G".
5. Entfernen Sie den Stift „H", um den ROLLER „I" zu entnehmen.
6. Überprüfen Sie die Komponenten.
7. Bauen Sie alle Komponenten unter Verwendung von MoS2-Fett wieder zusammen.
   Die Verwendung von MoS2-Fett wird von Newstark empfohlen.
   Während der Nutzung fetten Sie mit MoS2-Fett.

0149.P130 - **CAM ROLLER P130**

FORZA INIZIALE DI ESTRAZIONE / INITIAL EXTRACTION FORCE / RÜCKZUGSKRAFT **250 daN**

SFORZO MAX TRANCIO / CUTTING MAX FORCE / MAXIMALE SCHNITTKRAFT **4500 daN**

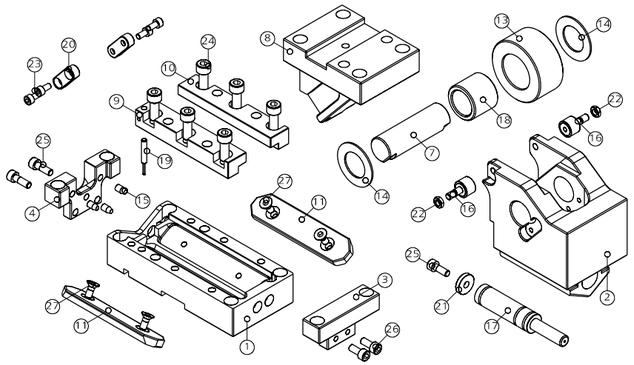

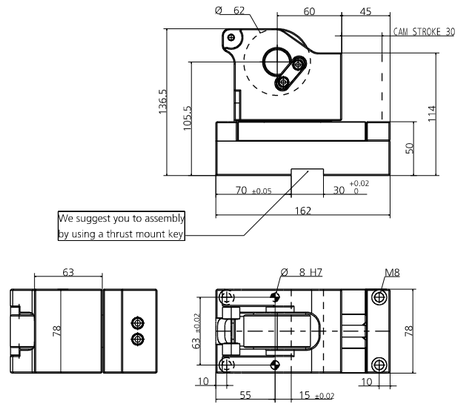

POS.	CODE	DESCRIPTION	Q.TY
001	8000.0049.0130	CORPO CAMMA / CAM BODY / GRUNDGEHÄUSE	1
002	8007.0049.0100	SLITTA / SLIDER / LAGERKEIL	1
003	8088.0049.0100.001	PIASTRINA / PLATE / PLATTE	1
004	8088.0049.0100.002	PIASTRINA / PLATE / PLATTE	1
007	8005.0780.0617.250.001	PERNO / PIN / STIFT	1
008	8090.0001.0030.000	CUNEO / WEDGE / DRUCKSTÜCK 0	1*OPTION
008	8090.0001.0030.605	CUNEO / WEDGE / DRUCKSTÜCK +5	1*OPTION
008	8090.0001.0030.610	CUNEO / WEDGE / DRUCKSTÜCK +10	1*OPTION
008	8090.0001.0030.615	CUNEO / WEDGE / DRUCKSTÜCK +15	1*OPTION
008	8090.0001.0030.705	CUNEO / WEDGE / DRUCKSTÜCK -5	1*OPTION
008	8090.0001.0030.710	CUNEO / WEDGE / DRUCKSTÜCK -10	1*OPTION
008	8090.0001.0030.715	CUNEO / WEDGE / DRUCKSTÜCK -15	1*OPTION
008	8090.0001.0030.720	CUNEO / WEDGE / DRUCKSTÜCK -20	1*OPTION
008	8090.0001.0030.725	CUNEO / WEDGE / DRUCKSTÜCK -25	1*OPTION
008	8090.0001.0030.730	CUNEO / WEDGE / DRUCKSTÜCK -30	1*OPTION
008	8090.0001.0030.735	CUNEO / WEDGE / DRUCKSTÜCK -35	1*OPTION
008	8090.0001.0030.740	CUNEO / WEDGE / DRUCKSTÜCK -40	1*OPTION
008	8090.0001.0030.745	CUNEO / WEDGE / DRUCKSTÜCK -45	1*OPTION
008	8090.0001.0030.750	CUNEO / WEDGE / DRUCKSTÜCK -50	1*OPTION
009	8086.1190.0235.180.001	GUIDA ANGOLARE / SIDE PLATE L / WINKELFÜHRUNG FÜHRUNGSSCHIENE	1
010	8086.1190.0235.180.002	GUIDA ANGOLARE / SIDE PLATE L / WINKELFÜHRUNG FÜHRUNGSSCHIENE	1
011	8012.1200.0270.080.001	PIASTRA DI SCORRIMENTO / WEAR PLATE / DRUCKPLATTE	2
013	8004.0620.0305.350.001	ROTELLA / ROLLER / ROLLE	1
014	9033.2644.015	RALLA / THRUST WASHER / DRUCKSCHEIBE	2
015	9020.06.10.E090	PUNTALINO / BUMP STOP / DRUCKSTÜCK	3
016	9034.1606.110.001	PERNO FOLLE SU ASSE / TRACK ROLLER / LAUFROLLENFÜHRUNG	2
017	9000.0038.0019.007	CILINDRO AD AZOTO / NITROGEN CYLINDER / STICKSTOFFZYLINDER	1
018	9035.2535.300.001	BOCCOLA / BUSH / BUCHSE	1
019	9003.0002	SENSORE DI SICUREZZA / SECURITY SENSOR / SENSOR FÜR SICHERHEIT	1*OPTION
020	8087.0350.0120.080.001	CHIAVETTA / KEY / SCHLÜSSEL	2
021	8089.0198.0040.001	DISTANZIALE / SPACER / ABSTANDSHALTER	1
022	9014.06.005.008.1.4032	DADO / NUT / MUTTER M6	2
023	9007.05.010.129.1.4762	VITE / SCREW / SCHRAUBE M5X10	4
024	9007.08.020.129.1.4762	VITE / SCREW / SCHRAUBE M8X20	6
025	9007.06.020.129.1.4762	VITE / SCREW / SCHRAUBE M6X20	3
026	9007.06.014.129.1.4762	VITE / SCREW / SCHRAUBE M6X14	2
027	9007.06.014.129.1.5933	VITE / SCREW / SCHRAUBE M6X14	4

POSSIBILI INCLINAZIONI / POSSIBLE INCLINATIONS / MÖGLICHE NEIGUNGEN

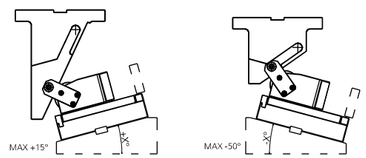

008 (8090) CUNEO / WEDGE / DRUCKSTÜK

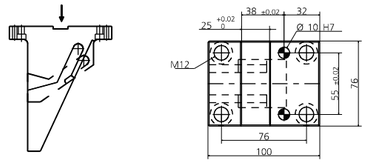

019 (9003) SENSORE / SENSOR / SENSOR

MODELLO D'ORDINE / ORDER EXAMPLE / BESTELLBEISPIEL

MODEL **0149.P130** INCLINATION **+10°** OPTION CODE **9003.0002**

0149.P150 - **CAM ROLLER P150**

FORZA INIZIALE DI ESTRAZIONE / INITIAL EXTRACTION FORCE / RÜCKZUGSKRAFT **340 daN**

SFORZO MAX TRANCIO / CUTTING MAX FORCE / MAXIMALE SCHNITTKRAFT **4500 daN**

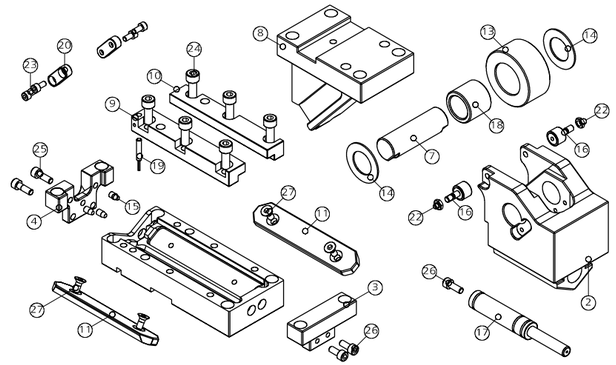

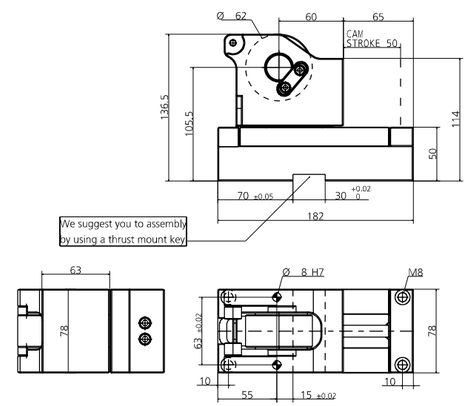

POS.	CODE	DESCRIPTION	Q.TY
001	8000.0049.0150	CORPO CAMMA / CAM BODY / GRUNDGEHÄUSE	1
002	8007.0049.0100	SLITTA / SLIDER / LAGERKEIL	1
003	8088.0049.0100.001	PIASTRINA / PLATE / PLATTE	1
004	8088.0049.0100.002	PIASTRINA / PLATE / PLATTE	1
007	8005.0780.0617.250.001	PERNO / PIN / STIFT	1
008	8090.0001.0050.000	CUNEO / WEDGE / DRUCKSTÜCK 0	1*OPTION
008	8090.0001.0050.605	CUNEO / WEDGE / DRUCKSTÜCK +5	1*OPTION
008	8090.0001.0050.610	CUNEO / WEDGE / DRUCKSTÜCK +10	1*OPTION
008	8090.0001.0050.615	CUNEO / WEDGE / DRUCKSTÜCK +15	1*OPTION
008	8090.0001.0050.705	CUNEO / WEDGE / DRUCKSTÜCK -5	1*OPTION
008	8090.0001.0050.710	CUNEO / WEDGE / DRUCKSTÜCK -10	1*OPTION
008	8090.0001.0050.715	CUNEO / WEDGE / DRUCKSTÜCK -15	1*OPTION
008	8090.0001.0050.720	CUNEO / WEDGE / DRUCKSTÜCK -20	1*OPTION
008	8090.0001.0050.725	CUNEO / WEDGE / DRUCKSTÜCK -25	1*OPTION
008	8090.0001.0050.730	CUNEO / WEDGE / DRUCKSTÜCK -30	1*OPTION
008	8090.0001.0050.735	CUNEO / WEDGE / DRUCKSTÜCK -35	1*OPTION
008	8090.0001.0050.740	CUNEO / WEDGE / DRUCKSTÜCK -40	1*OPTION
008	8090.0001.0050.745	CUNEO / WEDGE / DRUCKSTÜCK -45	1*OPTION
008	8090.0001.0050.750	CUNEO / WEDGE / DRUCKSTÜCK -50	1*OPTION
009	8086.1390.0235.180.001	GUIDA ANGOLARE / SIDE PLATE L / WINKELFÜHRUNG FÜHRUNGSSCHIENE	1
010	8086.1390.0235.180.002	GUIDA ANGOLARE / SIDE PLATE L / WINKELFÜHRUNG FÜHRUNGSSCHIENE	1
011	8012.1400.0270.080.001	PIASTRA DI SCORRIMENTO / WEAR PLATE / DRUCKPLATTE	2
013	8004.0620.0305.350.001	ROTELLA / ROLLER / ROLLE	1
014	9033.2644.015	RALLA / THRUST WASHER / DRUCKSCHEIBE	2
015	9020.06.10.E090	PUNTALINO / BUMP STOP / DRUCKSTÜCK	3
016	9034.1606.110.001	PERNO FOLLE SU ASSE / TRACK ROLLER / LAUFROLLENFÜHRUNG	2
017	9000.0050.0019.004	CILINDRO AD AZOTO / NITROGEN CYLINDER / STICKSTOFFZYLINDER	1
018	9035.2535.300.001	BOCCOLA / BUSH / BUCHSE	1
019	9003.0002	SENSORE DI SICUREZZA / SECURITY SENSOR / SENSOR FÜR SICHERHEIT	1*OPTION
020	8087.0350.0120.080.001	CHIAVETTA / KEY / SCHLÜSSEL	2
022	9014.06.005.008.1.4032	DADO / NUT / MUTTER M6	2
023	9007.05.010.129.1.4762	VITE / SCREW / SCHRAUBE M5X10	4
024	9007.08.020.129.1.4762	VITE / SCREW / SCHRAUBE M8X20	6
025	9007.06.020.129.1.4762	VITE / SCREW / SCHRAUBE M6X20	2
026	9007.06.014.129.1.4762	VITE / SCREW / SCHRAUBE M6X14	3
027	9007.06.014.129.1.5933	VITE / SCREW / SCHRAUBE M6X14	4

POSSIBILI INCLINAZIONI / POSSIBLE INCLINATIONS / MÖGLICHE NEIGUNGEN

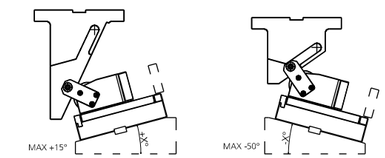

008 (8090) CUNEO / WEDGE / DRUCKSTÜK

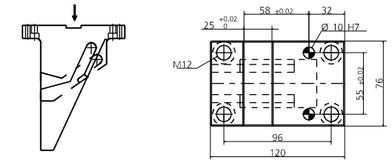

019 (9003) SENSORE / SENSOR / SENSOR

MODELLO D'ORDINE / ORDER EXAMPLE / BESTELLBEISPIEL

MODEL **0149.P150** INCLINATION **+10°** OPTION CODE **9003.0002**

0149.P250 - **CAM ROLLER P250**

FORZA INIZIALE DI ESTRAZIONE / INITIAL EXTRACTION FORCE / RÜCKZUGSKRAFT **340 daN**

SFORZO MAX TRANCIO / CUTTING MAX FORCE / MAXIMALE SCHNITTKRAFT **7600 daN**

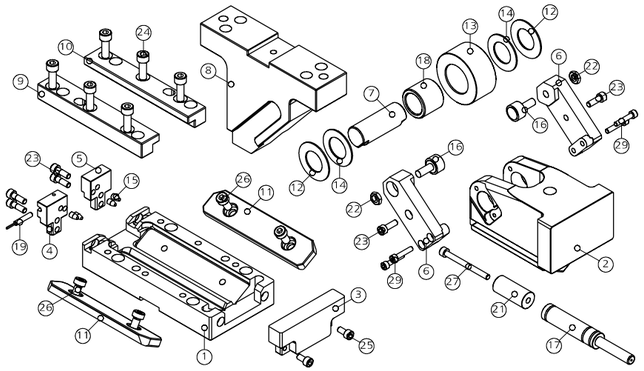

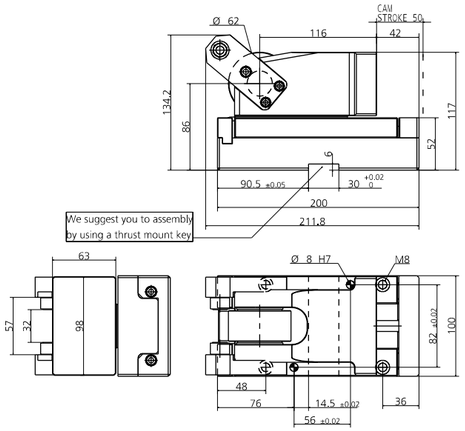

POS.	CODE	DESCRIPTION	Q.TY
001	8000.0049.0250	CORPO CAMMA / CAM BODY / GRUNDGEHÄUSE	1
002	8007.0049.0200	SLITTA / SLIDER / LAGERKEIL	1
003	8088.0049.0200.001	PIASTRINA / PLATE / PLATTE	1
004	8088.0049.0200.002	PIASTRINA / PLATE / PLATTE	1
005	8088.0049.0200.003	PIASTRINA / PLATE / PLATTE	1
006	8009.0049.0200	STAFFA DI AGGANCIO / BRACKET ATTACHMENTS / BRACKETBEFESTIGUNG	2
007	8005.0670.0517.250.001	PERNO / PIN / STIFT	1
008	8090.0203.0050.000	CUNEO / WEDGE / DRUCKSTÜCK 0	1*OPTION
008	8090.0203.0050.605	CUNEO / WEDGE / DRUCKSTÜCK +5	1*OPTION
008	8090.0203.0050.610	CUNEO / WEDGE / DRUCKSTÜCK +10	1*OPTION
008	8090.0203.0050.615	CUNEO / WEDGE / DRUCKSTÜCK +15	1*OPTION
008	8090.0203.0050.705	CUNEO / WEDGE / DRUCKSTÜCK -5	1*OPTION
008	8090.0203.0050.710	CUNEO / WEDGE / DRUCKSTÜCK -10	1*OPTION
008	8090.0203.0050.715	CUNEO / WEDGE / DRUCKSTÜCK -15	1*OPTION
008	8090.0203.0050.720	CUNEO / WEDGE / DRUCKSTÜCK -20	1*OPTION
008	8090.0203.0050.725	CUNEO / WEDGE / DRUCKSTÜCK -25	1*OPTION
008	8090.0203.0050.730	CUNEO / WEDGE / DRUCKSTÜCK -30	1*OPTION
008	8090.0203.0050.735	CUNEO / WEDGE / DRUCKSTÜCK -35	1*OPTION
008	8090.0203.0050.740	CUNEO / WEDGE / DRUCKSTÜCK -40	1*OPTION
008	8090.0203.0050.745	CUNEO / WEDGE / DRUCKSTÜCK -45	1*OPTION
008	8090.0203.0050.750	CUNEO / WEDGE / DRUCKSTÜCK -50	1*OPTION
009	8086.1620.0280.200.001	GUIDA ANGOLARE / SIDE PLATE L / WINKELFÜHRUNG FÜHRUNGSSCHIENE	1
010	8086.1620.0280.200.002	GUIDA ANGOLARE / SIDE PLATE L / WINKELFÜHRUNG FÜHRUNGSSCHIENE	1
011	8012.1550.0340.100.001	PIASTRA DI SCORRIMENTO / WEAR PLATE / DRUCKPLATTE	2
012	8006.0215.0460.255.001	RONDELLA / WASHER / UNTERLEGSCHEIBE	2
013	8004.0620.0305.350.001	ROTELLA / ROLLER / ROLLE	1
014	9033.2644.015	RALLA / THRUST WASHER / DRUCKSCHEIBE	2
015	9020.06.10.E090	PUNTALINO / BUMP STOP / DRUCKSTÜCK	4
016	9034.1908.110.001	PERNO FOLLE SU ASSE / TRACK ROLLER / LAUFROLLENFÜHRUNG	2
017	9000.0050.0019.004	CILINDRO AD AZOTO / NITROGEN CYLINDER / STICKSTOFFZYLINDER	1
018	9035.2535.300.001	BOCCOLA / BUSH / BUCHSE	1
019	9003.0002	SENSORE DI SICUREZZA / SECURITY SENSOR / SENSOR FÜR SICHERHEIT	1*OPTION
021	8089.0198.0450.001	DISTANZIALE / SPACER / ABSTANDSHALTER	1
022	9014.08.005.008.1.4035	DADO / NUT / MUTTER M8	2
023	9007.06.020.129.1.4762	VITE / SCREW / SCHRAUBE M6X20	6
024	9007.08.025.129.1.4762	VITE / SCREW / SCHRAUBE M8X25	6
025	9007.06.012.129.1.4762	VITE / SCREW / SCHRAUBE M6X12	2
026	9007.08.016.129.1.9327	VITE / SCREW / SCHRAUBE M8X16	4
027	9007.06.065.129.1.4762	VITE / SCREW / SCHRAUBE M6X65	1
029	9007.05.025.129.1.4762	VITE / SCREW / SCHRAUBE M5X25	4

POSSIBILI INCLINAZIONI / POSSIBLE INCLINATIONS / MÖGLICHE NEIGUNGEN

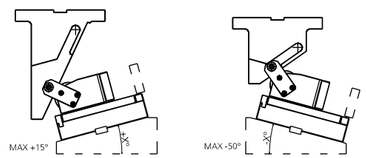

008 (8090) CUNEO / WEDGE / DRUCKSTÜK

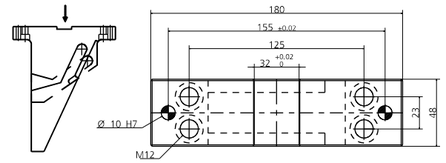

019 (9003) SENSORE / SENSOR / SENSOR

MODELLO D'ORDINE / ORDER EXAMPLE / BESTELLBEISPIEL

MODEL **0149.P250** INCLINATION **+10°** OPTION CODE **9003.0002**

0149.K250 - **CAM ROLLER K250**

FORZA INIZIALE DI ESTRAZIONE / INITIAL EXTRACTION FORCE / RÜCKZUGSKRAFT **340 daN**

SFORZO MAX TRANCIO / CUTTING MAX FORCE / MAXIMALE SCHNITTKRAFT **7600 daN**

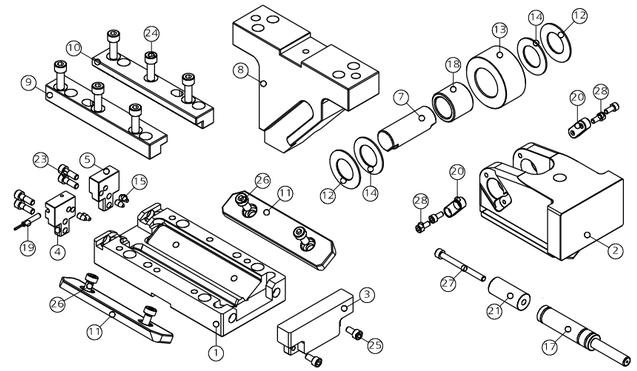

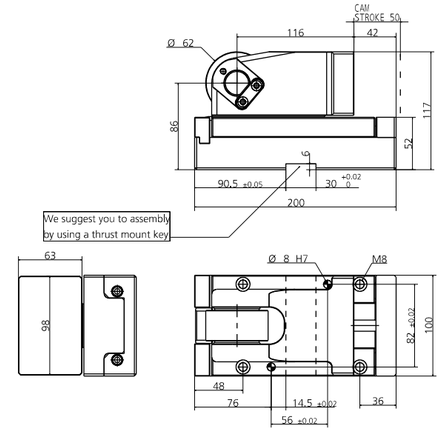

POS.	CODE	DESCRIPTION	Q.TY
001	8000.0049.0250	CORPO CAMMA / CAM BODY / GRUNDGEHÄUSE	1
002	8007.0049.0200	SLITTA / SLIDER / LAGERKEIL	1
003	8088.0049.0200.001	PIASTRINA / PLATE / PLATTE	1
004	8088.0049.0200.002	PIASTRINA / PLATE / PLATTE	1
005	8088.0049.0200.003	PIASTRINA / PLATE / PLATTE	1
007	8005.0670.0517.250.001	PERNO / PIN / STIFT	1
008	8090.0203.0050.000	CUNEO / WEDGE / DRUCKSTÜCK 0	1*OPTION
008	8090.0203.0050.605	CUNEO / WEDGE / DRUCKSTÜCK +5	1*OPTION
008	8090.0203.0050.610	CUNEO / WEDGE / DRUCKSTÜCK +10	1*OPTION
008	8090.0203.0050.615	CUNEO / WEDGE / DRUCKSTÜCK +15	1*OPTION
008	8090.0203.0050.705	CUNEO / WEDGE / DRUCKSTÜCK -5	1*OPTION
008	8090.0203.0050.710	CUNEO / WEDGE / DRUCKSTÜCK -10	1*OPTION
008	8090.0203.0050.715	CUNEO / WEDGE / DRUCKSTÜCK -15	1*OPTION
008	8090.0203.0050.720	CUNEO / WEDGE / DRUCKSTÜCK -20	1*OPTION
008	8090.0203.0050.725	CUNEO / WEDGE / DRUCKSTÜCK -25	1*OPTION
008	8090.0203.0050.730	CUNEO / WEDGE / DRUCKSTÜCK -30	1*OPTION
008	8090.0203.0050.735	CUNEO / WEDGE / DRUCKSTÜCK -35	1*OPTION
008	8090.0203.0050.740	CUNEO / WEDGE / DRUCKSTÜCK -40	1*OPTION
008	8090.0203.0050.745	CUNEO / WEDGE / DRUCKSTÜCK -45	1*OPTION
008	8090.0203.0050.750	CUNEO / WEDGE / DRUCKSTÜCK -50	1*OPTION
009	8086.1620.0280.200.001	GUIDA ANGOLARE / SIDE PLATE L / WINKELFÜHRUNG FÜHRUNGSSCHIENE	1
010	8086.1620.0280.200.002	GUIDA ANGOLARE / SIDE PLATE L / WINKELFÜHRUNG FÜHRUNGSSCHIENE	1
011	8012.1550.0340.100.001	PIASTRA DI SCORRIMENTO / WEAR PLATE / DRUCKPLATTE	2
012	8006.0215.0460.255.001	RONDELLA / WASHER / UNTERLEGSCHEIBE	2
013	8004.0620.0305.350.001	ROTELLA / ROLLER / ROLLE	1
014	9033.2644.015	RALLA / THRUST WASHER / DRUCKSCHEIBE	2
015	9020.06.10.E090	PUNTALINO / BUMP STOP / DRUCKSTÜCK	4
017	9000.0050.0019.004	CILINDRO AD AZOTO / NITROGEN CYLINDER / STICKSTOFFZYLINDER	1
018	9035.2535.300.001	BOCCOLA / BUSH / BUCHSE	1
019	9003.0002	SENSORE DI SICUREZZA / SECURITY SENSOR / SENSOR FÜR SICHERHEIT	1*OPTION
020	8087.0350.0120.080.001	CHIAVETTA / KEY / SCHLÜSSEL	2
021	8089.0198.0450.001	DISTANZIALE / SPACER / ABSTANDSHALTER	1
023	9007.06.020.129.1.4762	VITE / SCREW / SCHRAUBE M6X20	4
024	9007.08.025.129.1.4762	VITE / SCREW / SCHRAUBE M8X25	6
025	9007.06.012.129.1.4762	VITE / SCREW / SCHRAUBE M6X12	2
026	9007.08.016.129.1.9327	VITE / SCREW / SCHRAUBE M8X16	4
027	9007.06.065.129.1.4762	VITE / SCREW / SCHRAUBE M6X65	1
028	9007.05.012.129.1.4762	VITE / SCREW / SCHRAUBE M5X12	4

POSSIBILI INCLINAZIONI / POSSIBLE INCLINATIONS / MÖGLICHE NEIGUNGEN

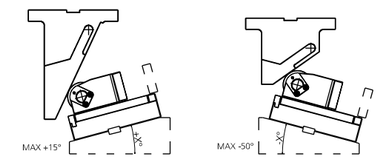

008 (8090) CUNEO / WEDGE / DRUCKSTÜK

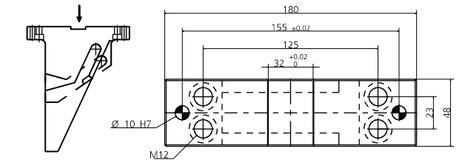

019 (9003) SENSORE / SENSOR / SENSOR

MODELLO D'ORDINE / ORDER EXAMPLE / BESTELLBEISPIEL

MODEL **0149.K250** INCLINATION **+10°** OPTION CODE **9003.0002**

0149.P280 - **CAM ROLLER P280**

FORZA INIZIALE DI ESTRAZIONE / INITIAL EXTRACTION FORCE / RÜCKZUGSKRAFT **340 daN**

SFORZO MAX TRANCIO / CUTTING MAX FORCE / MAXIMALE SCHNITTKRAFT **7600 daN**

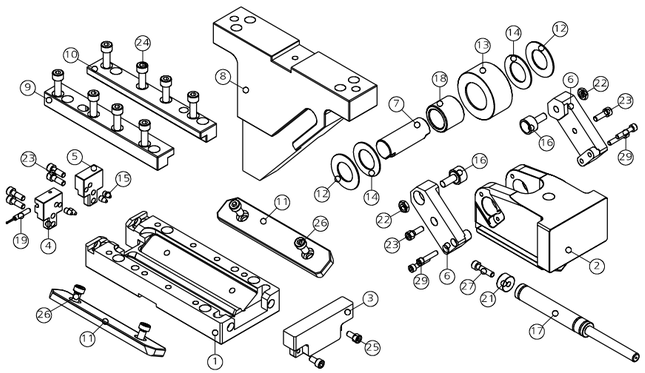

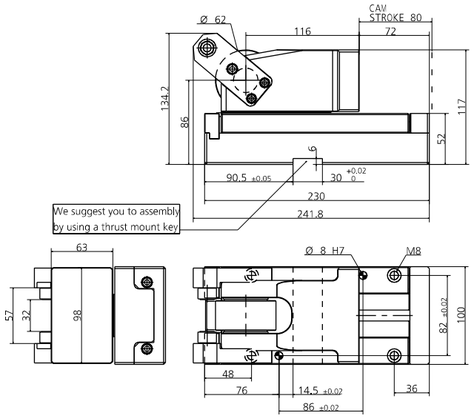

POS.	CODE	DESCRIPTION	Q.TY
001	8000.0049.0280	CORPO CAMMA / CAM BODY / GRUNDGEHÄUSE	1
002	8007.0049.0200	SLITTA / SLIDER / LAGERKEIL	1
003	8088.0049.0200.001	PIASTRINA / PLATE / PLATTE	1
004	8088.0049.0200.002	PIASTRINA / PLATE / PLATTE	1
005	8088.0049.0200.003	PIASTRINA / PLATE / PLATTE	1
006	8009.0049.0200	STAFFA DI AGGANCIO / BRACKET ATTACHMENTS / BRACKETBEFESTIGUNG	2
007	8005.0670.0517.250.001	PERNO / PIN / STIFT	1
008	8090.0203.A080.000	CUNEO / WEDGE / DRUCKSTÜCK 0	1*OPTION
008	8090.0203.A080.605	CUNEO / WEDGE / DRUCKSTÜCK +5	1*OPTION
008	8090.0203.A080.610	CUNEO / WEDGE / DRUCKSTÜCK +10	1*OPTION
008	8090.0203.A080.615	CUNEO / WEDGE / DRUCKSTÜCK +15	1*OPTION
008	8090.0203.A080.705	CUNEO / WEDGE / DRUCKSTÜCK -5	1*OPTION
008	8090.0203.A080.710	CUNEO / WEDGE / DRUCKSTÜCK -10	1*OPTION
008	8090.0203.A080.715	CUNEO / WEDGE / DRUCKSTÜCK -15	1*OPTION
008	8090.0203.A080.720	CUNEO / WEDGE / DRUCKSTÜCK -20	1*OPTION
008	8090.0203.A080.725	CUNEO / WEDGE / DRUCKSTÜCK -25	1*OPTION
008	8090.0203.A080.730	CUNEO / WEDGE / DRUCKSTÜCK -30	1*OPTION
008	8090.0203.A080.735	CUNEO / WEDGE / DRUCKSTÜCK -35	1*OPTION
008	8090.0203.A080.740	CUNEO / WEDGE / DRUCKSTÜCK -40	1*OPTION
008	8090.0203.A080.745	CUNEO / WEDGE / DRUCKSTÜCK -45	1*OPTION
008	8090.0203.A080.750	CUNEO / WEDGE / DRUCKSTÜCK -50	1*OPTION
009	8086.1920.0280.200.001	GUIDA ANGOLARE / SIDE PLATE L / WINKELFÜHRUNG FÜHRUNGSSCHIENE	1
010	8086.1920.0280.200.002	GUIDA ANGOLARE / SIDE PLATE L / WINKELFÜHRUNG FÜHRUNGSSCHIENE	1
011	8012.1750.0340.100.001	PIASTRA DI SCORRIMENTO / WEAR PLATE / DRUCKPLATTE	2
012	8006.0215.0460.255.001	RONDELLA / WASHER / UNTERLEGSCHEIBE	2
013	8004.0620.0305.350.001	ROTELLA / ROLLER / ROLLE	1
014	9033.2644.015	RALLA / THRUST WASHER / DRUCKSCHEIBE	2
015	9020.06.10.E090	PUNTALINO / BUMP STOP / DRUCKSTÜCK	4
016	9034.1908.110.001	PERNO FOLLE SU ASSE / TRACK ROLLER / LAUFROLLENFÜHRUNG	2
017	9000.0080.0019.001	CILINDRO AD AZOTO / NITROGEN CYLINDER / STICKSTOFFZYLINDER	1
018	9035.2535.300.001	BOCCOLA / BUSH / BUCHSE	1
019	9003.0002	SENSORE DI SICUREZZA / SECURITY SENSOR / SENSOR FÜR SICHERHEIT	1*OPTION
021	8089.0198.0100.001	DISTANZIALE / SPACER / ABSTANDSHALTER	1
022	9014.08.005.008.1.4035	DADO / NUT / MUTTER M8	2
023	9007.06.020.129.1.4762	VITE / SCREW / SCHRAUBE M6X20	6
024	9007.08.025.129.1.4762	VITE / SCREW / SCHRAUBE M8X25	8
025	9007.06.012.129.1.4762	VITE / SCREW / SCHRAUBE M6X12	2
026	9007.08.016.129.1.9327	VITE / SCREW / SCHRAUBE M8X16	4
027	9007.06.025.129.1.4762	VITE / SCREW / SCHRAUBE M6X25	1
029	9007.05.025.129.1.4762	VITE / SCREW / SCHRAUBE M5X25	4

POSSIBILI INCLINAZIONI / POSSIBLE INCLINATIONS / MÖGLICHE NEIGUNGEN

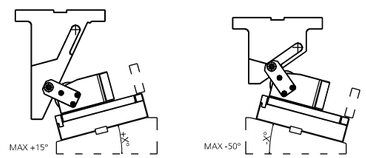

008 (8090) CUNEO / WEDGE / DRUCKSTÜK

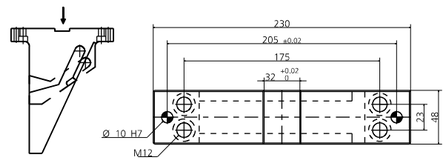

019 (9003) SENSORE / SENSOR / SENSOR

MODELLO D'ORDINE / ORDER EXAMPLE / BESTELLBEISPIEL

MODEL **0149.P280** INCLINATION **+10°** OPTION CODE **9003.0002**

0149.K280 - **CAM ROLLER K280**

FORZA INIZIALE DI ESTRAZIONE / INITIAL EXTRACTION FORCE / RÜCKZUGSKRAFT **340 daN**

SFORZO MAX TRANCIO / CUTTING MAX FORCE / MAXIMALE SCHNITTKRAFT **7600 daN**

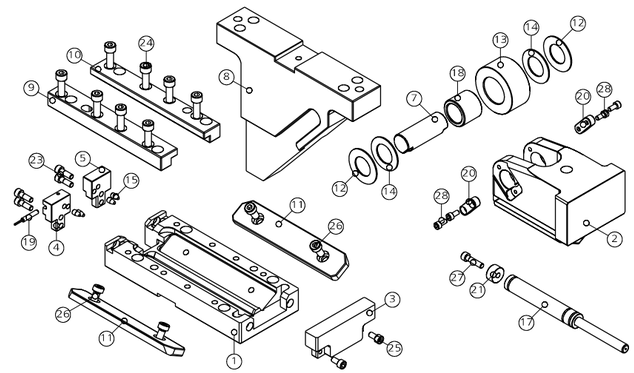

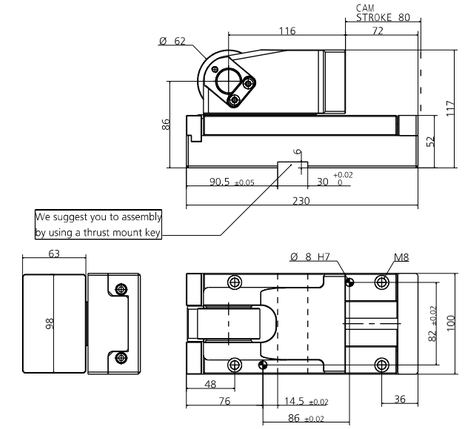

POS.	CODE	DESCRIPTION	Q.TY
001	8000.0049.0280	CORPO CAMMA / CAM BODY / GRUNDGEHÄUSE	1
002	8007.0049.0200	SLITTA / SLIDER / LAGERKEIL	1
003	8088.0049.0200.001	PIASTRINA / PLATE / PLATTE	1
004	8088.0049.0200.002	PIASTRINA / PLATE / PLATTE	1
005	8088.0049.0200.003	PIASTRINA / PLATE / PLATTE	1
007	8005.0670.0517.250.001	PERNO / PIN / STIFT	1
008	8090.0203.A080.000	CUNEO / WEDGE / DRUCKSTÜCK 0	1*OPTION
008	8090.0203.A080.605	CUNEO / WEDGE / DRUCKSTÜCK +5	1*OPTION
008	8090.0203.A080.610	CUNEO / WEDGE / DRUCKSTÜCK +10	1*OPTION
008	8090.0203.A080.615	CUNEO / WEDGE / DRUCKSTÜCK +15	1*OPTION
008	8090.0203.A080.705	CUNEO / WEDGE / DRUCKSTÜCK -5	1*OPTION
008	8090.0203.A080.710	CUNEO / WEDGE / DRUCKSTÜCK -10	1*OPTION
008	8090.0203.A080.715	CUNEO / WEDGE / DRUCKSTÜCK -15	1*OPTION
008	8090.0203.A080.720	CUNEO / WEDGE / DRUCKSTÜCK -20	1*OPTION
008	8090.0203.A080.725	CUNEO / WEDGE / DRUCKSTÜCK -25	1*OPTION
008	8090.0203.A080.730	CUNEO / WEDGE / DRUCKSTÜCK -30	1*OPTION
008	8090.0203.A080.735	CUNEO / WEDGE / DRUCKSTÜCK -35	1*OPTION
008	8090.0203.A080.740	CUNEO / WEDGE / DRUCKSTÜCK -40	1*OPTION
008	8090.0203.A080.745	CUNEO / WEDGE / DRUCKSTÜCK -45	1*OPTION
008	8090.0203.A080.750	CUNEO / WEDGE / DRUCKSTÜCK -50	1*OPTION
009	8086.1920.0280.200.001	GUIDA ANGOLARE / SIDE PLATE L / WINKELFÜHRUNG FÜHRUNGSSCHIENE	1
010	8086.1920.0280.200.002	GUIDA ANGOLARE / SIDE PLATE L / WINKELFÜHRUNG FÜHRUNGSSCHIENE	1
011	8012.1750.0340.100.001	PIASTRA DI SCORRIMENTO / WEAR PLATE / DRUCKPLATTE	2
012	8006.0215.0460.255.001	RONDELLA / WASHER / UNTERLEGSCHEIBE	2
013	8004.0620.0305.350.001	ROTELLA / ROLLER / ROLLE	1
014	9033.2644.015	RALLA / THRUST WASHER / DRUCKSCHEIBE	2
015	9020.06.10.E090	PUNTALINO / BUMP STOP / DRUCKSTÜCK	4
017	9000.0080.0019.001	CILINDRO AD AZOTO / NITROGEN CYLINDER / STICKSTOFFZYLINDER	1
018	9035.2535.300.001	BOCCOLA / BUSH / BUCHSE	1
019	9003.0002	SENSORE DI SICUREZZA / SECURITY SENSOR / SENSOR FÜR SICHERHEIT	1*OPTION
020	8087.0350.0120.080.001	CHIAVETTA / KEY / SCHLÜSSEL	2
021	8089.0198.0100.001	DISTANZIALE / SPACER / ABSTANDSHALTER	1
023	9007.06.020.129.1.4762	VITE / SCREW / SCHRAUBE M6X20	4
024	9007.08.025.129.1.4762	VITE / SCREW / SCHRAUBE M8X25	8
025	9007.06.012.129.1.4762	VITE / SCREW / SCHRAUBE M6X12	2
026	9007.08.016.129.1.9327	VITE / SCREW / SCHRAUBE M8X16	4
027	9007.06.025.129.1.4762	VITE / SCREW / SCHRAUBE M6X25	1
028	9007.05.012.129.1.4762	VITE / SCREW / SCHRAUBE M5X12	4

POSSIBILI INCLINAZIONI / POSSIBLE INCLINATIONS / MÖGLICHE NEIGUNGEN

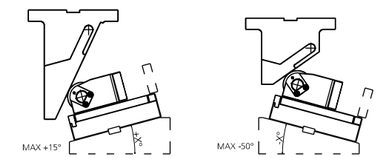

008 (8090) CUNEO / WEDGE / DRUCKSTÜK

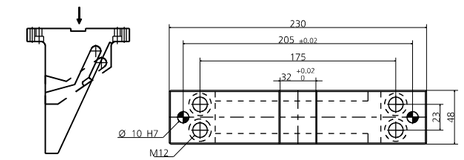

019 (9003) SENSORE / SENSOR / SENSOR

MODELLO D'ORDINE / ORDER EXAMPLE / BESTELLBEISPIEL

MODEL **0149.K280** INCLINATION **+10°** OPTION CODE **9003.0002**

0149.P2A0 - **CAM ROLLER P2A0**

FORZA INIZIALE DI ESTRAZIONE / INITIAL EXTRACTION FORCE / RÜCKZUGSKRAFT **360 daN**

SFORZO MAX TRANCIO / CUTTING MAX FORCE / MAXIMALE SCHNITTKRAFT **7600 daN**

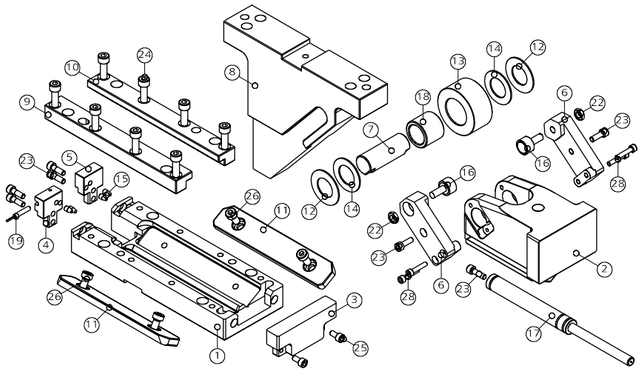

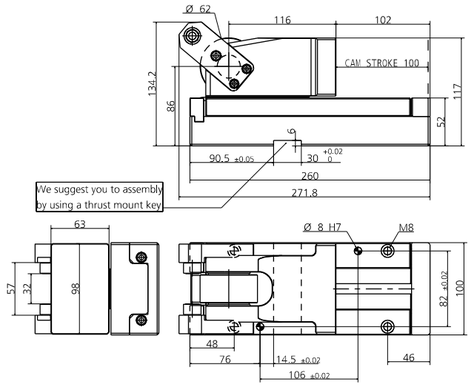

POS.	CODE	DESCRIPTION	Q.TY
001	8000.0049.02A0	CORPO CAMMA / CAM BODY / GRUNDGEHÄUSE	1
002	8007.0049.0200	SLITTA / SLIDER / LAGERKEIL	1
003	8088.0049.0200.001	PIASTRINA / PLATE / PLATTE	1
004	8088.0049.0200.002	PIASTRINA / PLATE / PLATTE	1
005	8088.0049.0200.003	PIASTRINA / PLATE / PLATTE	1
006	8009.0049.0200	STAFFA DI AGGANCIO / BRACKET ATTACHMENTS / BRACKETBEFESTIGUNG	2
007	8005.0670.0517.250.001	PERNO / PIN / STIFT	1
008	8090.0203.A080.000	CUNEO / WEDGE / DRUCKSTÜCK 0	1*OPTION
008	8090.0203.A080.605	CUNEO / WEDGE / DRUCKSTÜCK +5	1*OPTION
008	8090.0203.A080.610	CUNEO / WEDGE / DRUCKSTÜCK +10	1*OPTION
008	8090.0203.A080.615	CUNEO / WEDGE / DRUCKSTÜCK +15	1*OPTION
008	8090.0203.A080.705	CUNEO / WEDGE / DRUCKSTÜCK -5	1*OPTION
008	8090.0203.A080.710	CUNEO / WEDGE / DRUCKSTÜCK -10	1*OPTION
008	8090.0203.A080.715	CUNEO / WEDGE / DRUCKSTÜCK -15	1*OPTION
008	8090.0203.A080.720	CUNEO / WEDGE / DRUCKSTÜCK -20	1*OPTION
008	8090.0203.A080.725	CUNEO / WEDGE / DRUCKSTÜCK -25	1*OPTION
008	8090.0203.A080.730	CUNEO / WEDGE / DRUCKSTÜCK -30	1*OPTION
008	8090.0203.A080.735	CUNEO / WEDGE / DRUCKSTÜCK -35	1*OPTION
008	8090.0203.A080.740	CUNEO / WEDGE / DRUCKSTÜCK -40	1*OPTION
008	8090.0203.A080.745	CUNEO / WEDGE / DRUCKSTÜCK -45	1*OPTION
008	8090.0203.A080.750	CUNEO / WEDGE / DRUCKSTÜCK -50	1*OPTION
009	8086.2220.0280.200.001	GUIDA ANGOLARE / SIDE PLATE L / WINKELFÜHRUNG FÜHRUNGSSCHIENE	1
010	8086.2220.0280.200.002	GUIDA ANGOLARE / SIDE PLATE L / WINKELFÜHRUNG FÜHRUNGSSCHIENE	1
011	8012.1850.0340.100.001	PIASTRA DI SCORRIMENTO / WEAR PLATE / DRUCKPLATTE	2
012	8006.0215.0460.255.001	RONDELLA / WASHER / UNTERLEGSCHEIBE	2
013	8004.0620.0305.350.001	ROTELLA / ROLLER / ROLLE	1
014	9033.2644.015	RALLA / THRUST WASHER / DRUCKSCHEIBE	2
015	9020.06.10.E090	PUNTALINO / BUMP STOP / DRUCKSTÜCK	4
016	9034.1908.110.001	PERNO FOLLE SU ASSE / TRACK ROLLER / LAUFROLLENFÜHRUNG	2
017	9000.0100.0019.001	CILINDRO AD AZOTO / NITROGEN CYLINDER / STICKSTOFFZYLINDER	1
018	9035.2535.300.001	BOCCOLA / BUSH / BUCHSE	1
019	9003.0002	SENSORE DI SICUREZZA / SECURITY SENSOR / SENSOR FÜR SICHERHEIT	1*OPTION
022	9014.08.005.008.1.4035	DADO / NUT / MUTTER M8	2
023	9007.06.020.129.1.4762	VITE / SCREW / SCHRAUBE M6X20	7
024	9007.08.025.129.1.4762	VITE / SCREW / SCHRAUBE M8X25	8
025	9007.06.012.129.1.4762	VITE / SCREW / SCHRAUBE M6X12	2
026	9007.08.016.129.1.9327	VITE / SCREW / SCHRAUBE M8X16	4
028	9007.05.025.129.1.4762	VITE / SCREW / SCHRAUBE M5X25	4

POSSIBILI INCLINAZIONI / POSSIBLE INCLINATIONS / MÖGLICHE NEIGUNGEN

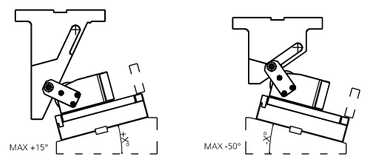

008 (8090) CUNEO / WEDGE / DRUCKSTÜK

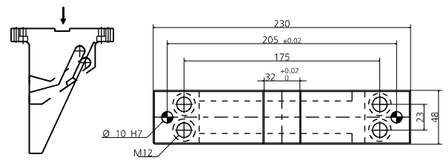

019 (9003) SENSORE / SENSOR / SENSOR

MODELLO D'ORDINE / ORDER EXAMPLE / BESTELLBEISPIEL

MODEL **0149.P2A0** INCLINATION **+10°** OPTION CODE **9003.0002**

0149.K2A0 - **CAM ROLLER K2A0**

FORZA INIZIALE DI ESTRAZIONE / INITIAL EXTRACTION FORCE / RÜCKZUGSKRAFT **360 daN**

SFORZO MAX TRANCIO / CUTTING MAX FORCE / MAXIMALE SCHNITTKRAFT **7600 daN**

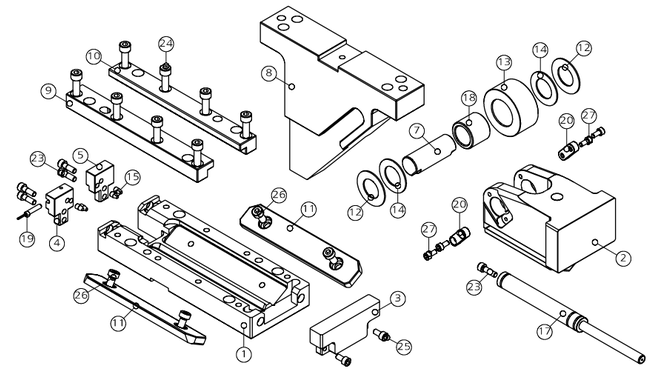

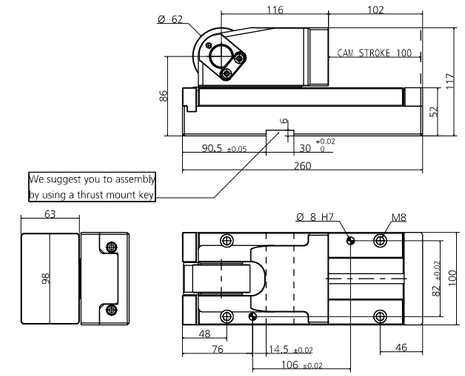

POS.	CODE	DESCRIPTION	Q.TY
001	8000.0049.02A0	CORPO CAMMA / CAM BODY / GRUNDGEHÄUSE	1
002	8007.0049.0200	SLITTA / SLIDER / LAGERKEIL	1
003	8088.0049.0200.001	PIASTRINA / PLATE / PLATTE	1
004	8088.0049.0200.002	PIASTRINA / PLATE / PLATTE	1
005	8088.0049.0200.003	PIASTRINA / PLATE / PLATTE	1
007	8005.0670.0517.250.001	PERNO / PIN / STIFT	1
008	8090.0203.A080.000	CUNEO / WEDGE / DRUCKSTÜCK 0	1*OPTION
008	8090.0203.A080.605	CUNEO / WEDGE / DRUCKSTÜCK +5	1*OPTION
008	8090.0203.A080.610	CUNEO / WEDGE / DRUCKSTÜCK +10	1*OPTION
008	8090.0203.A080.615	CUNEO / WEDGE / DRUCKSTÜCK +15	1*OPTION
008	8090.0203.A080.705	CUNEO / WEDGE / DRUCKSTÜCK -5	1*OPTION
008	8090.0203.A080.710	CUNEO / WEDGE / DRUCKSTÜCK -10	1*OPTION
008	8090.0203.A080.715	CUNEO / WEDGE / DRUCKSTÜCK -15	1*OPTION
008	8090.0203.A080.720	CUNEO / WEDGE / DRUCKSTÜCK -20	1*OPTION
008	8090.0203.A080.725	CUNEO / WEDGE / DRUCKSTÜCK -25	1*OPTION
008	8090.0203.A080.730	CUNEO / WEDGE / DRUCKSTÜCK -30	1*OPTION
008	8090.0203.A080.735	CUNEO / WEDGE / DRUCKSTÜCK -35	1*OPTION
008	8090.0203.A080.740	CUNEO / WEDGE / DRUCKSTÜCK -40	1*OPTION
008	8090.0203.A080.745	CUNEO / WEDGE / DRUCKSTÜCK -45	1*OPTION
008	8090.0203.A080.750	CUNEO / WEDGE / DRUCKSTÜCK -50	1*OPTION
009	8086.2220.0280.200.001	GUIDA ANGOLARE / SIDE PLATE L / WINKELFÜHRUNG FÜHRUNGSSCHIENE	1
010	8086.2220.0280.200.002	GUIDA ANGOLARE / SIDE PLATE L / WINKELFÜHRUNG FÜHRUNGSSCHIENE	1
011	8012.1850.0340.100.001	PIASTRA DI SCORRIMENTO / WEAR PLATE / DRUCKPLATTE	2
012	8006.0215.0460.255.001	RONDELLA / WASHER / UNTERLEGSCHEIBE	2
013	8004.0620.0305.350.001	ROTELLA / ROLLER / ROLLE	1
014	9033.2644.015	RALLA / THRUST WASHER / DRUCKSCHEIBE	2
015	9020.06.10.E090	PUNTALINO / BUMP STOP / DRUCKSTÜCK	4
017	9000.0100.0019.001	CILINDRO AD AZOTO / NITROGEN CYLINDER / STICKSTOFFZYLINDER	1
018	9035.2535.300.001	BOCCOLA / BUSH / BUCHSE	1
019	9003.0002	SENSORE DI SICUREZZA / SECURITY SENSOR / SENSOR FÜR SICHERHEIT	1*OPTION
020	8087.0350.0120.080.001	CHIAVETTA / KEY / SCHLÜSSEL	2
023	9007.06.020.129.1.4762	PUNTALINO / BUMP STOP / DRUCKSTÜCK	5
024	9007.08.025.129.1.4762	VITE / SCREW / SCHRAUBE M8X25	8
025	9007.06.012.129.1.4762	VITE / SCREW / SCHRAUBE M6X12	2
026	9007.08.016.129.1.9327	VITE / SCREW / SCHRAUBE M8X16	4
027	9007.05.012.129.1.4762	VITE / SCREW / SCHRAUBE M5X12	4

POSSIBILI INCLINAZIONI / POSSIBLE INCLINATIONS / MÖGLICHE NEIGUNGEN

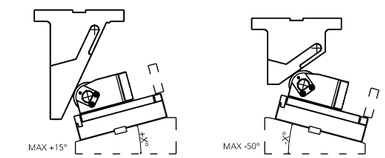

008 (8090) CUNEO / WEDGE / DRUCKSTÜK

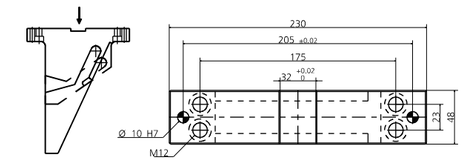

019 (9003) SENSORE / SENSOR / SENSOR

MODELLO D'ORDINE / ORDER EXAMPLE / BESTELLBEISPIEL

MODEL **0149.K2A0** INCLINATION **+10°** OPTION CODE **9003.0002**

0149.P350 - **CAM ROLLER P350**

FORZA INIZIALE DI ESTRAZIONE / INITIAL EXTRACTION FORCE / RÜCKZUGSKRAFT **636 daN**

SFORZO MAX TRANCIO / CUTTING MAX FORCE / MAXIMALE SCHNITTKRAFT **14200 daN**

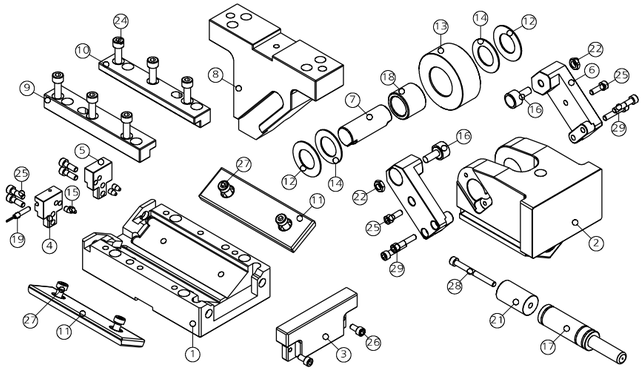

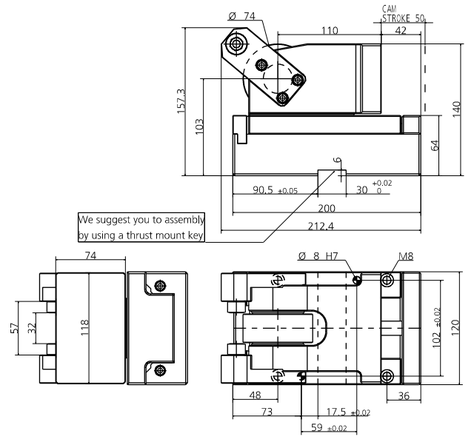

POS.	CODE	DESCRIPTION	Q.TY
001	8000.0049.0350	CORPO CAMMA / CAM BODY / GRUNDGEHÄUSE	1
002	8007.0049.0300	SLITTA / SLIDER / LAGERKEIL	1
003	8088.0049.0300.001	PIASTRINA / PLATE / PLATTE	1
004	8088.0049.0300.002	PIASTRINA / PLATE / PLATTE	1
005	8088.0049.0300.003	PIASTRINA / PLATE / PLATTE	1
006	8009.0049.0300	STAFFA DI AGGANCIO / BRACKET ATTACHMENTS / BRACKETBEFESTIGUNG	2
007	8005.0860.0677.300.001	PERNO / PIN / STIFT	1
008	8090.0203.0050.000	CUNEO / WEDGE / DRUCKSTÜCK 0	1*OPTION
008	8090.0203.0050.605	CUNEO / WEDGE / DRUCKSTÜCK +5	1*OPTION
008	8090.0203.0050.610	CUNEO / WEDGE / DRUCKSTÜCK +10	1*OPTION
008	8090.0203.0050.615	CUNEO / WEDGE / DRUCKSTÜCK +15	1*OPTION
008	8090.0203.0050.705	CUNEO / WEDGE / DRUCKSTÜCK -5	1*OPTION
008	8090.0203.0050.710	CUNEO / WEDGE / DRUCKSTÜCK -10	1*OPTION
008	8090.0203.0050.715	CUNEO / WEDGE / DRUCKSTÜCK -15	1*OPTION
008	8090.0203.0050.720	CUNEO / WEDGE / DRUCKSTÜCK -20	1*OPTION
008	8090.0203.0050.725	CUNEO / WEDGE / DRUCKSTÜCK -25	1*OPTION
008	8090.0203.0050.730	CUNEO / WEDGE / DRUCKSTÜCK -30	1*OPTION
008	8090.0203.0050.735	CUNEO / WEDGE / DRUCKSTÜCK -35	1*OPTION
008	8090.0203.0050.740	CUNEO / WEDGE / DRUCKSTÜCK -40	1*OPTION
008	8090.0203.0050.745	CUNEO / WEDGE / DRUCKSTÜCK -45	1*OPTION
008	8090.0203.0050.750	CUNEO / WEDGE / DRUCKSTÜCK -50	1*OPTION
009	8086.1620.0280.200.001	GUIDA ANGOLARE / SIDE PLATE L / WINKELFÜHRUNG FÜHRUNGSSCHIENE	1
010	8086.1620.0280.200.002	GUIDA ANGOLARE / SIDE PLATE L / WINKELFÜHRUNG FÜHRUNGSSCHIENE	1
011	8012.1570.0450.100.001	PIASTRA DI SCORRIMENTO / WEAR PLATE / DRUCKPLATTE	2
012	8006.0215.0560.305.001	RONDELLA / WASHER / UNTERLEGSCHEIBE	2
013	8004.0740.0305.380.001	ROTELLA / ROLLER / ROLLE	1
014	9033.3254.015	RALLA / THRUST WASHER / DRUCKSCHEIBE	2
015	9020.06.10.E090	PUNTALINO / BUMP STOP / DRUCKSTÜCK	4
016	9034.1908.110.001	PERNO FOLLE SU ASSE / TRACK ROLLER / LAUFROLLENFÜHRUNG	2
017	9000.0050.0025.004	CILINDRO AD AZOTO / NITROGEN CYLINDER / STICKSTOFFZYLINDER	1
018	9035.3038.300.001	BOCCOLA / BUSH / BUCHSE	1
019	9003.0002	SENSORE DI SICUREZZA / SECURITY SENSOR / SENSOR FÜR SICHERHEIT	1*OPTION
021	8089.0258.0450.001	DISTANZIALE / SPACER / ABSTANDSHALTER	1
022	9014.08.005.008.1.4035	DADO / NUT / MUTTER M8	2
024	9007.08.025.129.1.4762	VITE / SCREW / SCHRAUBE M8X25	6
025	9007.06.020.129.1.4762	VITE / SCREW / SCHRAUBE M6X20	6
026	9007.06.012.129.1.4762	VITE / SCREW / SCHRAUBE M6X12	2
027	9007.08.016.129.1.9327	VITE / SCREW / SCHRAUBE M8X16	4
028	9007.06.060.129.1.4762	VITE / SCREW / SCHRAUBE M6X60	1
029	9007.06.030.129.1.4762	VITE / SCREW / SCHRAUBE M6X30	4

POSSIBILI INCLINAZIONI / POSSIBLE INCLINATIONS / MÖGLICHE NEIGUNGEN

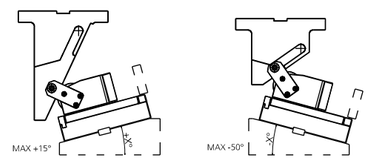

008 (8090) CUNEO / WEDGE / DRUCKSTÜK

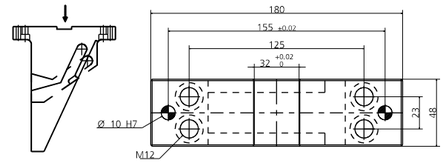

019 (9003) SENSORE / SENSOR / SENSOR

MODELLO D'ORDINE / ORDER EXAMPLE / BESTELLBEISPIEL

MODEL **0149.P350** INCLINATION **+10°** OPTION CODE **9003.0002**

0149.K350 - **CAM ROLLER K350**

FORZA INIZIALE DI ESTRAZIONE / INITIAL EXTRACTION FORCE / RÜCKZUGSKRAFT **636 daN**

SFORZO MAX TRANCIO / CUTTING MAX FORCE / MAXIMALE SCHNITTKRAFT **14200 daN**

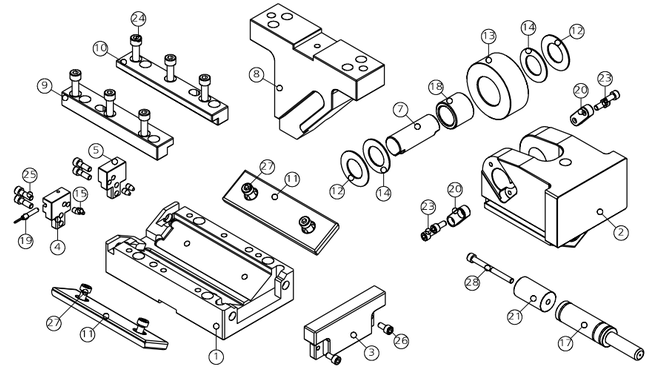

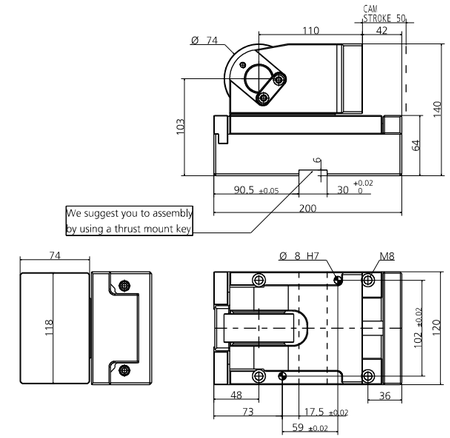

POS.	CODE	DESCRIPTION	Q.TY
001	8000.0049.0350	CORPO CAMMA / CAM BODY / GRUNDGEHÄUSE	1
002	8007.0049.0300	SLITTA / SLIDER / LAGERKEIL	1
003	8088.0049.0300.001	PIASTRINA / PLATE / PLATTE	1
004	8088.0049.0300.002	PIASTRINA / PLATE / PLATTE	1
005	8088.0049.0300.003	PIASTRINA / PLATE / PLATTE	1
007	8005.0860.0677.300.001	PERNO / PIN / STIFT	1
008	8090.0203.0050.000	CUNEO / WEDGE / DRUCKSTÜCK 0	1*OPTION
008	8090.0203.0050.605	CUNEO / WEDGE / DRUCKSTÜCK +5	1*OPTION
008	8090.0203.0050.610	CUNEO / WEDGE / DRUCKSTÜCK +10	1*OPTION
008	8090.0203.0050.615	CUNEO / WEDGE / DRUCKSTÜCK +15	1*OPTION
008	8090.0203.0050.705	CUNEO / WEDGE / DRUCKSTÜCK -5	1*OPTION
008	8090.0203.0050.710	CUNEO / WEDGE / DRUCKSTÜCK -10	1*OPTION
008	8090.0203.0050.715	CUNEO / WEDGE / DRUCKSTÜCK -15	1*OPTION
008	8090.0203.0050.720	CUNEO / WEDGE / DRUCKSTÜCK -20	1*OPTION
008	8090.0203.0050.725	CUNEO / WEDGE / DRUCKSTÜCK -25	1*OPTION
008	8090.0203.0050.730	CUNEO / WEDGE / DRUCKSTÜCK -30	1*OPTION
008	8090.0203.0050.735	CUNEO / WEDGE / DRUCKSTÜCK -35	1*OPTION
008	8090.0203.0050.740	CUNEO / WEDGE / DRUCKSTÜCK -40	1*OPTION
008	8090.0203.0050.745	CUNEO / WEDGE / DRUCKSTÜCK -45	1*OPTION
008	8090.0203.0050.750	CUNEO / WEDGE / DRUCKSTÜCK -50	1*OPTION
009	8086.1620.0280.200.001	GUIDA ANGOLARE / SIDE PLATE L / WINKELFÜHRUNG FÜHRUNGSSCHIENE	1
010	8086.1620.0280.200.002	GUIDA ANGOLARE / SIDE PLATE L / WINKELFÜHRUNG FÜHRUNGSSCHIENE	1
011	8012.1570.0450.100.001	PIASTRA DI SCORRIMENTO / WEAR PLATE / DRUCKPLATTE	2
012	8006.0215.0560.305.001	RONDELLA / WASHER / UNTERLEGSCHEIBE	2
013	8004.0740.0305.380.001	ROTELLA / ROLLER / ROLLE	1
014	9033.3254.015	RALLA / THRUST WASHER / DRUCKSCHEIBE	2
015	9020.06.10.E090	PUNTALINO / BUMP STOP / DRUCKSTÜCK	4
017	9000.0050.0025.004	CILINDRO AD AZOTO / NITROGEN CYLINDER / STICKSTOFFZYLINDER	1
018	9035.3038.300.001	BOCCOLA / BUSH / BUCHSE	1
019	9003.0002	SENSORE DI SICUREZZA / SECURITY SENSOR / SENSOR FÜR SICHERHEIT	1*OPTION
020	8087.0400.0140.090.001	CHIAVETTA / KEY / SCHLÜSSEL	2
021	8089.0258.0450.001	DISTANZIALE / SPACER / ABSTANDSHALTER	1
023	9007.06.016.129.1.4762	VITE / SCREW / SCHRAUBE M6X16	4
024	9007.08.025.129.1.4762	VITE / SCREW / SCHRAUBE M8X25	6
025	9007.06.020.129.1.4762	VITE / SCREW / SCHRAUBE M6X20	4
026	9007.06.012.129.1.4762	VITE / SCREW / SCHRAUBE M6X12	2
027	9007.08.016.129.1.9327	VITE / SCREW / SCHRAUBE M8X16	4
028	9007.06.060.129.1.4762	VITE / SCREW / SCHRAUBE M6X60	1

POSSIBILI INCLINAZIONI / POSSIBLE INCLINATIONS / MÖGLICHE NEIGUNGEN

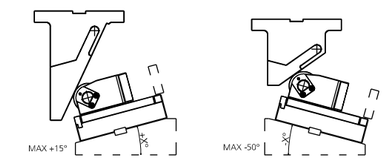

008 (8090) CUNEO / WEDGE / DRUCKSTÜK

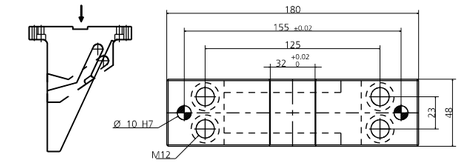

019 (9003) SENSORE / SENSOR / SENSOR

MODELLO D'ORDINE / ORDER EXAMPLE / BESTELLBEISPIEL

MODEL **0149.K350** INCLINATION **+10°** OPTION CODE **9003.0002**

0149.P380 - **CAM ROLLER P380**

FORZA INIZIALE DI ESTRAZIONE / INITIAL EXTRACTION FORCE / RÜCKZUGSKRAFT **643 daN**

SFORZO MAX TRANCIO / CUTTING MAX FORCE / MAXIMALE SCHNITTKRAFT **14200 daN**

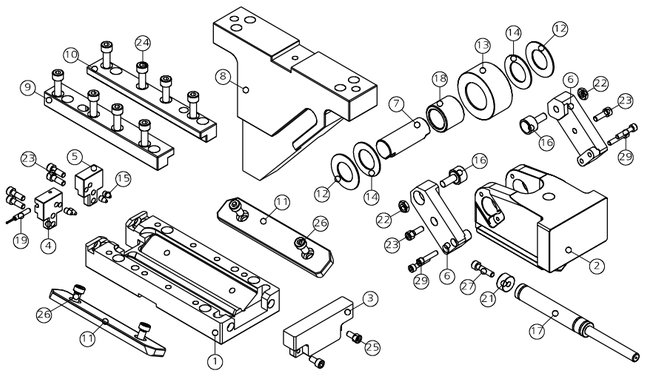

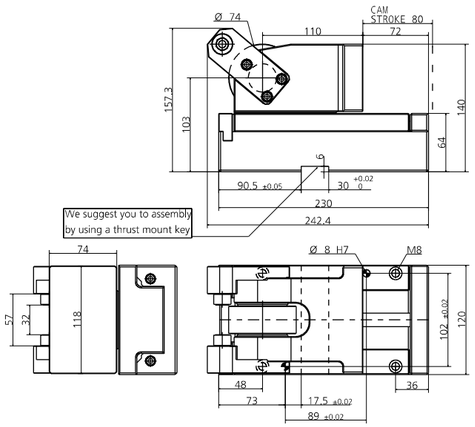

POS.	CODE	DESCRIPTION	Q.TY
001	8000.0049.0380	CORPO CAMMA / CAM BODY / GRUNDGEHÄUSE	1
002	8007.0049.0300	SLITTA / SLIDER / LAGERKEIL	1
003	8088.0049.0300.001	PIASTRINA / PLATE / PLATTE	1
004	8088.0049.0300.002	PIASTRINA / PLATE / PLATTE	1
005	8088.0049.0300.003	PIASTRINA / PLATE / PLATTE	1
006	8009.0049.0300	STAFFA DI AGGANCIO / BRACKET ATTACHMENTS / BRACKETBEFESTIGUNG	2
007	8005.0860.0677.300.001	PERNO / PIN / STIFT	1
008	8090.0203.A080.000	CUNEO / WEDGE / DRUCKSTÜCK 0	1*OPTION
008	8090.0203.A080.605	CUNEO / WEDGE / DRUCKSTÜCK +5	1*OPTION
008	8090.0203.A080.610	CUNEO / WEDGE / DRUCKSTÜCK +10	1*OPTION
008	8090.0203.A080.615	CUNEO / WEDGE / DRUCKSTÜCK +15	1*OPTION
008	8090.0203.A080.705	CUNEO / WEDGE / DRUCKSTÜCK -5	1*OPTION
008	8090.0203.A080.710	CUNEO / WEDGE / DRUCKSTÜCK -10	1*OPTION
008	8090.0203.A080.715	CUNEO / WEDGE / DRUCKSTÜCK -15	1*OPTION
008	8090.0203.A080.720	CUNEO / WEDGE / DRUCKSTÜCK -20	1*OPTION
008	8090.0203.A080.725	CUNEO / WEDGE / DRUCKSTÜCK -25	1*OPTION
008	8090.0203.A080.730	CUNEO / WEDGE / DRUCKSTÜCK -30	1*OPTION
008	8090.0203.A080.735	CUNEO / WEDGE / DRUCKSTÜCK -35	1*OPTION
008	8090.0203.A080.740	CUNEO / WEDGE / DRUCKSTÜCK -40	1*OPTION
008	8090.0203.A080.745	CUNEO / WEDGE / DRUCKSTÜCK -45	1*OPTION
008	8090.0203.A080.750	CUNEO / WEDGE / DRUCKSTÜCK -50	1*OPTION
009	8086.1920.0280.200.001	GUIDA ANGOLARE / SIDE PLATE L / WINKELFÜHRUNG FÜHRUNGSSCHIENE	1
010	8086.1920.0280.200.002	GUIDA ANGOLARE / SIDE PLATE L / WINKELFÜHRUNG FÜHRUNGSSCHIENE	1
011	8012.1800.0450.100.001	PIASTRA DI SCORRIMENTO / WEAR PLATE / DRUCKPLATTE	2
012	8006.0215.0560.305.001	RONDELLA / WASHER / UNTERLEGSCHEIBE	2
013	8004.0740.0305.380.001	ROTELLA / ROLLER / ROLLE	1
014	9033.3254.015	RALLA / THRUST WASHER / DRUCKSCHEIBE	2
015	9020.06.10.E090	PUNTALINO / BUMP STOP / DRUCKSTÜCK	4
016	9034.1908.110.001	PERNO FOLLE SU ASSE / TRACK ROLLER / LAUFROLLENFÜHRUNG	2
017	9000.0080.0025.001	CILINDRO AD AZOTO / NITROGEN CYLINDER / STICKSTOFFZYLINDER	1
018	9035.3038.300.001	BOCCOLA / BUSH / BUCHSE	1
019	9003.0002	SENSORE DI SICUREZZA / SECURITY SENSOR / SENSOR FÜR SICHERHEIT	1*OPTION
021	8089.0258.0100.001	DISTANZIALE / SPACER / ABSTANDSHALTER	1
022	9014.08.005.008.1.4035	DADO / NUT / MUTTER M8	2
024	9007.08.025.129.1.4762	VITE / SCREW / SCHRAUBE M8X25	8
025	9007.06.020.129.1.4762	VITE / SCREW / SCHRAUBE M6X20	6
026	9007.06.012.129.1.4762	VITE / SCREW / SCHRAUBE M6X12	2
027	9007.08.016.129.1.9327	VITE / SCREW / SCHRAUBE M8X16	4
028	9007.06.030.129.1.4762	VITE / SCREW / SCHRAUBE M6X30	5

POSSIBILI INCLINAZIONI / POSSIBLE INCLINATIONS / MÖGLICHE NEIGUNGEN

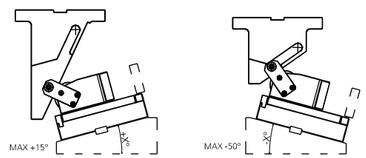

008 (8090) CUNEO / WEDGE / DRUCKSTÜK

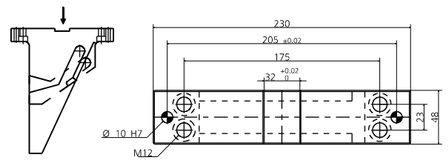

019 (9003) SENSORE / SENSOR / SENSOR

MODELLO D'ORDINE / ORDER EXAMPLE / BESTELLBEISPIEL

MODEL **0149.P380** INCLINATION **+10°** OPTION CODE **9003.0002**

0149.K380 - **CAM ROLLER K380**

FORZA INIZIALE DI ESTRAZIONE / INITIAL EXTRACTION FORCE / RÜCKZUGSKRAFT **643 daN**

SFORZO MAX TRANCIO / CUTTING MAX FORCE / MAXIMALE SCHNITTKRAFT **14200 daN**

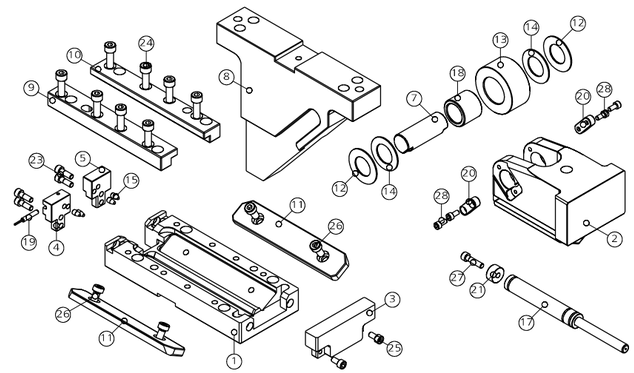

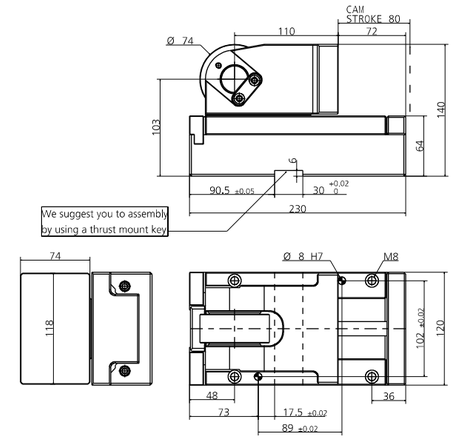

POS.	CODE	DESCRIPTION	Q.TY
001	8000.0049.0380	CORPO CAMMA / CAM BODY / GRUNDGEHÄUSE	1
002	8007.0049.0300	SLITTA / SLIDER / LAGERKEIL	1
003	8088.0049.0300.001	PIASTRINA / PLATE / PLATTE	1
004	8088.0049.0300.002	PIASTRINA / PLATE / PLATTE	1
005	8088.0049.0300.003	PIASTRINA / PLATE / PLATTE	1
007	8005.0860.0677.300.001	PERNO / PIN / STIFT	1
008	8090.0203.A080.000	CUNEO / WEDGE / DRUCKSTÜCK 0	1*OPTION
008	8090.0203.A080.605	CUNEO / WEDGE / DRUCKSTÜCK +5	1*OPTION
008	8090.0203.A080.610	CUNEO / WEDGE / DRUCKSTÜCK +10	1*OPTION
008	8090.0203.A080.615	CUNEO / WEDGE / DRUCKSTÜCK +15	1*OPTION
008	8090.0203.A080.705	CUNEO / WEDGE / DRUCKSTÜCK -5	1*OPTION
008	8090.0203.A080.710	CUNEO / WEDGE / DRUCKSTÜCK -10	1*OPTION
008	8090.0203.A080.715	CUNEO / WEDGE / DRUCKSTÜCK -15	1*OPTION
008	8090.0203.A080.720	CUNEO / WEDGE / DRUCKSTÜCK -20	1*OPTION
008	8090.0203.A080.725	CUNEO / WEDGE / DRUCKSTÜCK -25	1*OPTION
008	8090.0203.A080.730	CUNEO / WEDGE / DRUCKSTÜCK -30	1*OPTION
008	8090.0203.A080.735	CUNEO / WEDGE / DRUCKSTÜCK -35	1*OPTION
008	8090.0203.A080.740	CUNEO / WEDGE / DRUCKSTÜCK -40	1*OPTION
008	8090.0203.A080.745	CUNEO / WEDGE / DRUCKSTÜCK -45	1*OPTION
008	8090.0203.A080.750	CUNEO / WEDGE / DRUCKSTÜCK -50	1*OPTION
009	8086.1920.0280.200.001	GUIDA ANGOLARE / SIDE PLATE L / WINKELFÜHRUNG FÜHRUNGSSCHIENE	1
010	8086.1920.0280.200.002	GUIDA ANGOLARE / SIDE PLATE L / WINKELFÜHRUNG FÜHRUNGSSCHIENE	1
011	8012.1800.0450.100.001	PIASTRA DI SCORRIMENTO / WEAR PLATE / DRUCKPLATTE	2
012	8006.0215.0560.305.001	RONDELLA / WASHER / UNTERLEGSCHEIBE	2
013	8004.0740.0305.380.001	ROTELLA / ROLLER / ROLLE	1
014	9033.3254.015	RALLA / THRUST WASHER / DRUCKSCHEIBE	2
015	9020.06.10.E090	PUNTALINO / BUMP STOP / DRUCKSTÜCK	4
017	9000.0080.0025.001	CILINDRO AD AZOTO / NITROGEN CYLINDER / STICKSTOFFZYLINDER	1
018	9035.3038.300.001	BOCCOLA / BUSH / BUCHSE	1
019	9003.0002	SENSORE DI SICUREZZA / SECURITY SENSOR / SENSOR FÜR SICHERHEIT	1*OPTION
020	8087.0400.0140.090.001	CHIAVETTA / KEY / SCHLÜSSEL	2
021	8089.0258.0100.001	DISTANZIALE / SPACER / ABSTANDSHALTER	1
023	9007.06.016.129.1.4762	VITE / SCREW / SCHRAUBE M6X16	4
024	9007.08.025.129.1.4762	VITE / SCREW / SCHRAUBE M8X25	8
025	9007.06.020.129.1.4762	VITE / SCREW / SCHRAUBE M6X20	4
026	9007.06.012.129.1.4762	VITE / SCREW / SCHRAUBE M6X12	2
027	9007.08.016.129.1.9327	VITE / SCREW / SCHRAUBE M8X16	4
028	9007.06.030.129.1.4762	VITE / SCREW / SCHRAUBE M6X30	1

POSSIBILI INCLINAZIONI / POSSIBLE INCLINATIONS / MÖGLICHE NEIGUNGEN

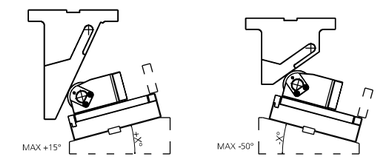

008 (8090) CUNEO / WEDGE / DRUCKSTÜK

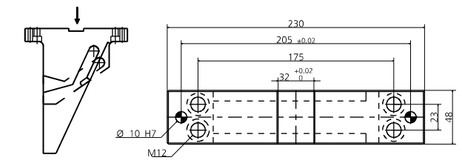

019 (9003) SENSORE / SENSOR / SENSOR

MODELLO D'ORDINE / ORDER EXAMPLE / BESTELLBEISPIEL

MODEL **0149.K380** INCLINATION **+10°** OPTION CODE **9003.0002**

0149.P3A0 - **CAM ROLLER P3A0**

FORZA INIZIALE DI ESTRAZIONE / INITIAL EXTRACTION FORCE / RÜCKZUGSKRAFT **646 daN**

SFORZO MAX TRANCIO / CUTTING MAX FORCE / MAXIMALE SCHNITTKRAFT **14200 daN**

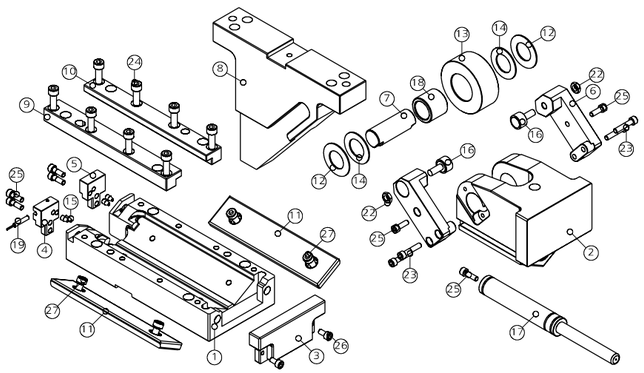

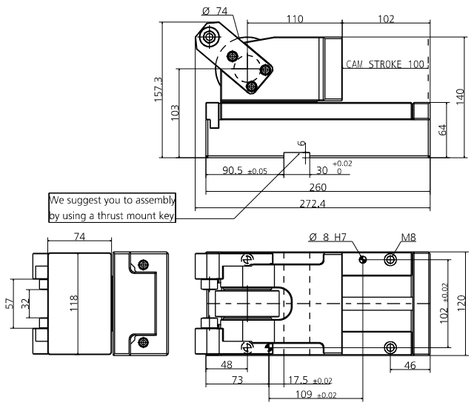

POS.	CODE	DESCRIPTION	Q.TY
001	8000.0049.03A0	CORPO CAMMA / CAM BODY / GRUNDGEHÄUSE	1
002	8007.0049.0300	SLITTA / SLIDER / LAGERKEIL	1
003	8088.0049.0300.001	PIASTRINA / PLATE / PLATTE	1
004	8088.0049.0300.002	PIASTRINA / PLATE / PLATTE	1
005	8088.0049.0300.003	PIASTRINA / PLATE / PLATTE	1
006	8009.0049.0300	STAFFA DI AGGANCIO / BRACKET ATTACHMENTS / BRACKETBEFESTIGUNG	2
007	8005.0860.0677.300.001	PERNO / PIN / STIFT	1
008	8090.0203.A080.000	CUNEO / WEDGE / DRUCKSTÜCK 0	1*OPTION
008	8090.0203.A080.605	CUNEO / WEDGE / DRUCKSTÜCK +5	1*OPTION
008	8090.0203.A080.610	CUNEO / WEDGE / DRUCKSTÜCK +10	1*OPTION
008	8090.0203.A080.615	CUNEO / WEDGE / DRUCKSTÜCK +15	1*OPTION
008	8090.0203.A080.705	CUNEO / WEDGE / DRUCKSTÜCK -5	1*OPTION
008	8090.0203.A080.710	CUNEO / WEDGE / DRUCKSTÜCK -10	1*OPTION
008	8090.0203.A080.715	CUNEO / WEDGE / DRUCKSTÜCK -15	1*OPTION
008	8090.0203.A080.720	CUNEO / WEDGE / DRUCKSTÜCK -20	1*OPTION
008	8090.0203.A080.725	CUNEO / WEDGE / DRUCKSTÜCK -25	1*OPTION
008	8090.0203.A080.730	CUNEO / WEDGE / DRUCKSTÜCK -30	1*OPTION
008	8090.0203.A080.735	CUNEO / WEDGE / DRUCKSTÜCK -35	1*OPTION
008	8090.0203.A080.740	CUNEO / WEDGE / DRUCKSTÜCK -40	1*OPTION
008	8090.0203.A080.745	CUNEO / WEDGE / DRUCKSTÜCK -45	1*OPTION
008	8090.0203.A080.750	CUNEO / WEDGE / DRUCKSTÜCK -50	1*OPTION
009	8086.2220.0280.200.001	GUIDA ANGOLARE / SIDE PLATE L / WINKELFÜHRUNG FÜHRUNGSSCHIENE	1
010	8086.2220.0280.200.002	GUIDA ANGOLARE / SIDE PLATE L / WINKELFÜHRUNG FÜHRUNGSSCHIENE	1
011	8012.1980.0450.100.001	PIASTRA DI SCORRIMENTO / WEAR PLATE / DRUCKPLATTE	2
012	8006.0215.0560.305.001	RONDELLA / WASHER / UNTERLEGSCHEIBE	2
013	8004.0740.0305.380.001	ROTELLA / ROLLER / ROLLE	1
014	9033.3254.015	RALLA / THRUST WASHER / DRUCKSCHEIBE	2
015	9020.06.10.E090	PUNTALINO / BUMP STOP / DRUCKSTÜCK	4
016	9034.1908.110.001	PERNO FOLLE SU ASSE / TRACK ROLLER / LAUFROLLENFÜHRUNG	2
017	9000.0100.0025.001	CILINDRO AD AZOTO / NITROGEN CYLINDER / STICKSTOFFZYLINDER	1
018	9035.3038.300.001	BOCCOLA / BUSH / BUCHSE	1
019	9003.0002	SENSORE DI SICUREZZA / SECURITY SENSOR / SENSOR FÜR SICHERHEIT	1*OPTION
022	9014.08.005.008.1.4035	DADO / NUT / MUTTER M8	2
023	9007.06.030.129.1.4762	VITE / SCREW / SCHRAUBE M6X30	4
024	9007.08.025.129.1.4762	VITE / SCREW / SCHRAUBE M8X25	8
025	9007.06.020.129.1.4762	VITE / SCREW / SCHRAUBE M6X20	6
026	9007.06.012.129.1.4762	VITE / SCREW / SCHRAUBE M6X12	2
027	9007.08.016.129.1.9327	VITE / SCREW / SCHRAUBE M8X16	4
028	9007.06.016.129.1.4762	VITE / SCREW / SCHRAUBE M6X16	1

POSSIBILI INCLINAZIONI / POSSIBLE INCLINATIONS / MÖGLICHE NEIGUNGEN

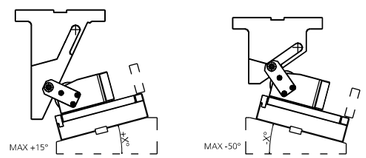

008 (8090) CUNEO / WEDGE / DRUCKSTÜK

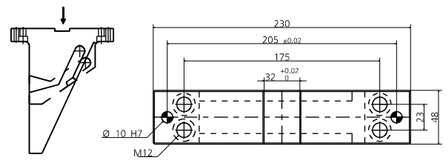

019 (9003) SENSORE / SENSOR / SENSOR

MODELLO D'ORDINE / ORDER EXAMPLE / BESTELLBEISPIEL

MODEL **0149.P3A0** INCLINATION **+10°** OPTION CODE **9003.0002**

0149.K3A0 - **CAM ROLLER K3A0**

FORZA INIZIALE DI ESTRAZIONE / INITIAL EXTRACTION FORCE / RÜCKZUGSKRAFT **646 daN**

SFORZO MAX TRANCIO / CUTTING MAX FORCE / MAXIMALE SCHNITTKRAFT **14200 daN**

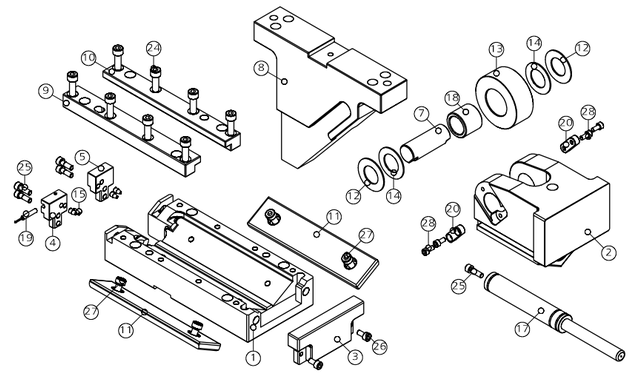

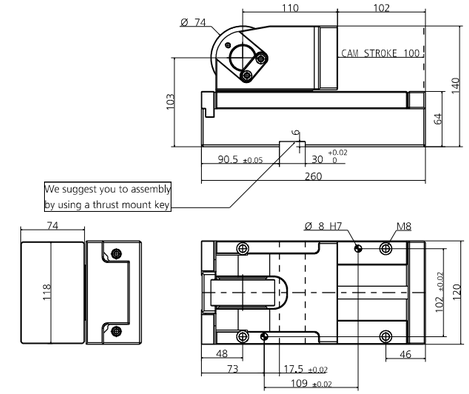

POS.	CODE	DESCRIPTION	Q.TY
001	8000.0049.03A0	CORPO CAMMA / CAM BODY / GRUNDGEHÄUSE	1
002	8007.0049.0300	SLITTA / SLIDER / LAGERKEIL	1
003	8088.0049.0300.001	PIASTRINA / PLATE / PLATTE	1
004	8088.0049.0300.002	PIASTRINA / PLATE / PLATTE	1
005	8088.0049.0300.003	PIASTRINA / PLATE / PLATTE	1
007	8005.0860.0677.300.001	PERNO / PIN / STIFT	1
008	8090.0203.A080.000	CUNEO / WEDGE / DRUCKSTÜCK 0	1*OPTION
008	8090.0203.A080.605	CUNEO / WEDGE / DRUCKSTÜCK +5	1*OPTION
008	8090.0203.A080.610	CUNEO / WEDGE / DRUCKSTÜCK +10	1*OPTION
008	8090.0203.A080.615	CUNEO / WEDGE / DRUCKSTÜCK +15	1*OPTION
008	8090.0203.A080.705	CUNEO / WEDGE / DRUCKSTÜCK -5	1*OPTION
008	8090.0203.A080.710	CUNEO / WEDGE / DRUCKSTÜCK -10	1*OPTION
008	8090.0203.A080.715	CUNEO / WEDGE / DRUCKSTÜCK -15	1*OPTION
008	8090.0203.A080.720	CUNEO / WEDGE / DRUCKSTÜCK -20	1*OPTION
008	8090.0203.A080.725	CUNEO / WEDGE / DRUCKSTÜCK -25	1*OPTION
008	8090.0203.A080.730	CUNEO / WEDGE / DRUCKSTÜCK -30	1*OPTION
008	8090.0203.A080.735	CUNEO / WEDGE / DRUCKSTÜCK -35	1*OPTION
008	8090.0203.A080.740	CUNEO / WEDGE / DRUCKSTÜCK -40	1*OPTION
008	8090.0203.A080.745	CUNEO / WEDGE / DRUCKSTÜCK -45	1*OPTION
008	8090.0203.A080.750	CUNEO / WEDGE / DRUCKSTÜCK -50	1*OPTION
009	8086.2220.0280.200.001	GUIDA ANGOLARE / SIDE PLATE L / WINKELFÜHRUNG FÜHRUNGSSCHIENE	1
010	8086.2220.0280.200.002	GUIDA ANGOLARE / SIDE PLATE L / WINKELFÜHRUNG FÜHRUNGSSCHIENE	1
011	8012.1980.0450.100.001	PIASTRA DI SCORRIMENTO / WEAR PLATE / DRUCKPLATTE	2
012	8006.0215.0560.305.001	RONDELLA / WASHER / UNTERLEGSCHEIBE	2
013	8004.0740.0305.380.001	ROTELLA / ROLLER / ROLLE	1
014	9033.3254.015	RALLA / THRUST WASHER / DRUCKSCHEIBE	2
015	9020.06.10.E090	PUNTALINO / BUMP STOP / DRUCKSTÜCK	4
017	9000.0100.0025.001	CILINDRO AD AZOTO / NITROGEN CYLINDER / STICKSTOFFZYLINDER	1
018	9035.3038.300.001	BOCCOLA / BUSH / BUCHSE	1
019	9003.0002	SENSORE DI SICUREZZA / SECURITY SENSOR / SENSOR FÜR SICHERHEIT	1*OPTION
020	8087.0400.0140.090.001	CHIAVETTA / KEY / SCHLÜSSEL	2
023	9007.06.030.129.1.4762	VITE / SCREW / SCHRAUBE M6X30	2
024	9007.08.025.129.1.4762	VITE / SCREW / SCHRAUBE M8X25	8
025	9007.06.020.129.1.4762	VITE / SCREW / SCHRAUBE M6X20	4
026	9007.06.012.129.1.4762	VITE / SCREW / SCHRAUBE M6X12	2
027	9007.08.016.129.1.9327	VITE / SCREW / SCHRAUBE M8X16	4
028	9007.06.016.129.1.4762	VITE / SCREW / SCHRAUBE M6X16	3

POSSIBILI INCLINAZIONI / POSSIBLE INCLINATIONS / MÖGLICHE NEIGUNGEN

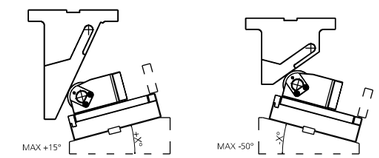

008 (8090) CUNEO / WEDGE / DRUCKSTÜK

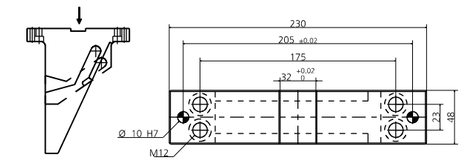

019 (9003) SENSORE / SENSOR / SENSOR

MODELLO D'ORDINE / ORDER EXAMPLE / BESTELLBEISPIEL

MODEL **0149.K3A0** INCLINATION **+10°** OPTION CODE **9003.0002**

0149.P450 - **CAM ROLLER P450**

FORZA INIZIALE DI ESTRAZIONE / INITIAL EXTRACTION FORCE / RÜCKZUGSKRAFT **645 daN**

SFORZO MAX TRANCIO / CUTTING MAX FORCE / MAXIMALE SCHNITTKRAFT **16600 daN**

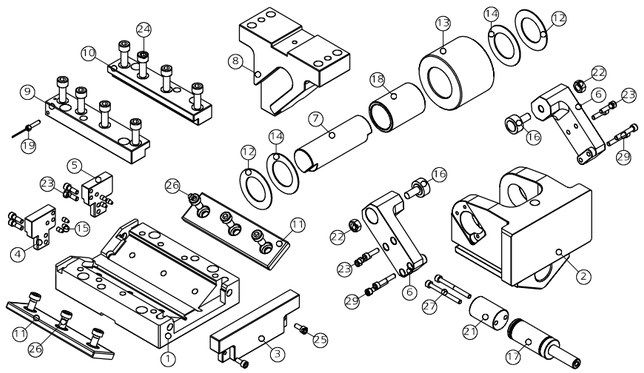

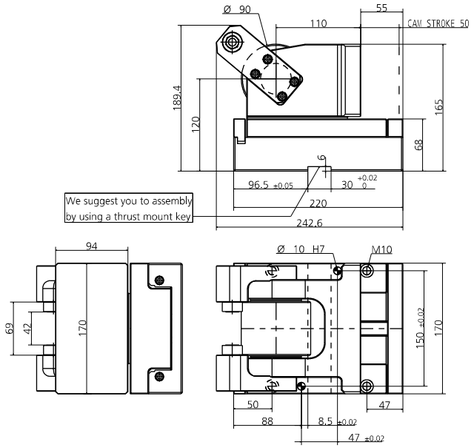

POS.	CODE	DESCRIPTION	Q.TY
001	8000.0049.0450	CORPO CAMMA / CAM BODY / GRUNDGEHÄUSE	1
002	8007.0049.0400	SLITTA / SLIDER / LAGERKEIL	1
003	8088.0049.0400.001	PIASTRINA / PLATE / PLATTE	1
004	8088.0049.0400.002	PIASTRINA / PLATE / PLATTE	1
005	8088.0049.0400.003	PIASTRINA / PLATE / PLATTE	1
006	8009.0049.0400	STAFFA DI AGGANCIO / BRACKET ATTACHMENTS / BRACKETBEFESTIGUNG	2
007	8005.1250.1067.400.001	PERNO / PIN / STIFT	1
008	8090.0405.0050.000	CUNEO / WEDGE / DRUCKSTÜCK 0	1*OPTION
008	8090.0405.0050.605	CUNEO / WEDGE / DRUCKSTÜCK +5	1*OPTION
008	8090.0405.0050.610	CUNEO / WEDGE / DRUCKSTÜCK +10	1*OPTION
008	8090.0405.0050.615	CUNEO / WEDGE / DRUCKSTÜCK +15	1*OPTION
008	8090.0405.0050.705	CUNEO / WEDGE / DRUCKSTÜCK -5	1*OPTION
008	8090.0405.0050.710	CUNEO / WEDGE / DRUCKSTÜCK -10	1*OPTION
008	8090.0405.0050.715	CUNEO / WEDGE / DRUCKSTÜCK -15	1*OPTION
008	8090.0405.0050.720	CUNEO / WEDGE / DRUCKSTÜCK -20	1*OPTION
008	8090.0405.0050.725	CUNEO / WEDGE / DRUCKSTÜCK -25	1*OPTION
008	8090.0405.0050.730	CUNEO / WEDGE / DRUCKSTÜCK -30	1*OPTION
008	8090.0405.0050.735	CUNEO / WEDGE / DRUCKSTÜCK -35	1*OPTION
008	8090.0405.0050.740	CUNEO / WEDGE / DRUCKSTÜCK -40	1*OPTION
008	8090.0405.0050.745	CUNEO / WEDGE / DRUCKSTÜCK -45	1*OPTION
008	8090.0405.0050.750	CUNEO / WEDGE / DRUCKSTÜCK -50	1*OPTION
009	8086.1820.0390.240.001	GUIDA ANGOLARE / SIDE PLATE L / WINKELFÜHRUNG FÜHRUNGSSCHIENE	1
010	8086.1820.0390.240.002	GUIDA ANGOLARE / SIDE PLATE L / WINKELFÜHRUNG FÜHRUNGSSCHIENE	1
011	8012.1820.0500.100.001	PIASTRA DI SCORRIMENTO / WEAR PLATE / DRUCKPLATTE	2
012	8006.0215.0660.400.001	RONDELLA / WASHER / UNTERLEGSCHEIBE	2
013	8004.0900.0705.500.001	ROTELLA / ROLLER / ROLLE	1
014	9033.4266.015	RALLA / THRUST WASHER / DRUCKSCHEIBE	2
015	9020.06.10.E090	PUNTALINO / BUMP STOP / DRUCKSTÜCK	5
016	9034.2610.120.001	PERNO FOLLE SU ASSE / TRACK ROLLER / LAUFROLLENFÜHRUNG	2
017	9000.0050.0032.001	CILINDRO AD AZOTO / NITROGEN CYLINDER / STICKSTOFFZYLINDER	1
018	9035.4050.700.001	BOCCOLA / BUSH / BUCHSE	1
019	9003.0002	SENSORE DI SICUREZZA / SECURITY SENSOR / SENSOR FÜR SICHERHEIT	1*OPTION
021	8089.0328.0500.001	DISTANZIALE / SPACER / ABSTANDSHALTER	1
022	9014.10.008.008.1.4032	DADO / NUT / MUTTER M10	2
023	9007.06.020.129.1.4762	VITE / SCREW / SCHRAUBE M6X20	8
024	9007.10.030.129.1.4762	VITE / SCREW / SCHRAUBE M10X30	8
025	9007.06.012.129.1.4762	VITE / SCREW / SCHRAUBE M6X12	2
026	9007.10.020.129.1.9327	VITE / SCREW / SCHRAUBE M10X20	6
027	9007.06.070.129.1.4762	VITE / SCREW / SCHRAUBE M6X70	2
029	9007.06.035.129.1.4762	VITE / SCREW / SCHRAUBE M6X35	4

POSSIBILI INCLINAZIONI / POSSIBLE INCLINATIONS / MÖGLICHE NEIGUNGEN

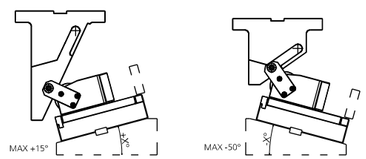

008 (8090) CUNEO / WEDGE / DRUCKSTÜK

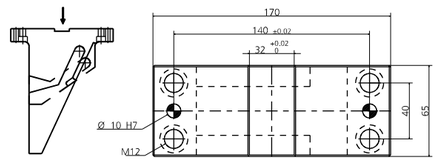

019 (9003) SENSORE / SENSOR / SENSOR

MODELLO D'ORDINE / ORDER EXAMPLE / BESTELLBEISPIEL

MODEL **0149.P450** INCLINATION **+10°** OPTION CODE **9003.0002**

0149.K450 - **CAM ROLLER K450**

FORZA INIZIALE DI ESTRAZIONE / INITIAL EXTRACTION FORCE / RÜCKZUGSKRAFT **645 daN**

SFORZO MAX TRANCIO / CUTTING MAX FORCE / MAXIMALE SCHNITTKRAFT **16600 daN**

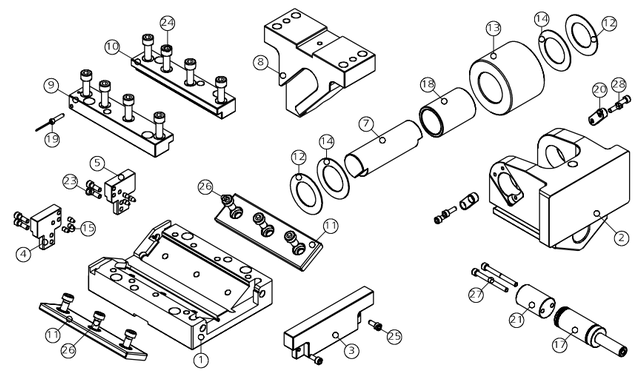

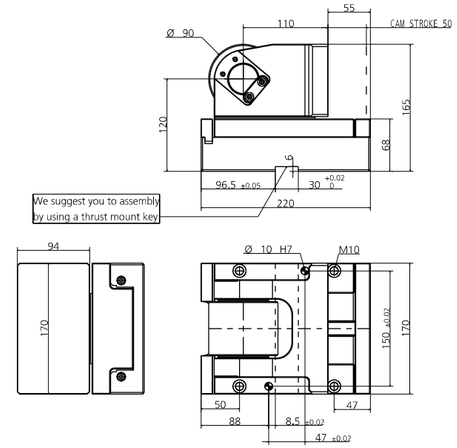

POS.	CODE	DESCRIPTION	Q.TY
001	8000.0049.0450	CORPO CAMMA / CAM BODY / GRUNDGEHÄUSE	1
002	8007.0049.0400	SLITTA / SLIDER / LAGERKEIL	1
003	8088.0049.0400.001	PIASTRINA / PLATE / PLATTE	1
004	8088.0049.0400.002	PIASTRINA / PLATE / PLATTE	1
005	8088.0049.0400.003	PIASTRINA / PLATE / PLATTE	1
007	8005.1250.1067.400.001	PERNO / PIN / STIFT	1
008	8090.0405.0050.000	CUNEO / WEDGE / DRUCKSTÜCK 0	1*OPTION
008	8090.0405.0050.605	CUNEO / WEDGE / DRUCKSTÜCK +5	1*OPTION
008	8090.0405.0050.610	CUNEO / WEDGE / DRUCKSTÜCK +10	1*OPTION
008	8090.0405.0050.615	CUNEO / WEDGE / DRUCKSTÜCK +15	1*OPTION
008	8090.0405.0050.705	CUNEO / WEDGE / DRUCKSTÜCK -5	1*OPTION
008	8090.0405.0050.710	CUNEO / WEDGE / DRUCKSTÜCK -10	1*OPTION
008	8090.0405.0050.715	CUNEO / WEDGE / DRUCKSTÜCK -15	1*OPTION
008	8090.0405.0050.720	CUNEO / WEDGE / DRUCKSTÜCK -20	1*OPTION
008	8090.0405.0050.725	CUNEO / WEDGE / DRUCKSTÜCK -25	1*OPTION
008	8090.0405.0050.730	CUNEO / WEDGE / DRUCKSTÜCK -30	1*OPTION
008	8090.0405.0050.735	CUNEO / WEDGE / DRUCKSTÜCK -35	1*OPTION
008	8090.0405.0050.740	CUNEO / WEDGE / DRUCKSTÜCK -40	1*OPTION
008	8090.0405.0050.745	CUNEO / WEDGE / DRUCKSTÜCK -45	1*OPTION
008	8090.0405.0050.750	CUNEO / WEDGE / DRUCKSTÜCK -50	1*OPTION
009	8086.1820.0390.240.001	GUIDA ANGOLARE / SIDE PLATE L / WINKELFÜHRUNG FÜHRUNGSSCHIENE	1
010	8086.1820.0390.240.002	GUIDA ANGOLARE / SIDE PLATE L / WINKELFÜHRUNG FÜHRUNGSSCHIENE	1
011	8012.1820.0500.100.001	PIASTRA DI SCORRIMENTO / WEAR PLATE / DRUCKPLATTE	2
012	8006.0215.0660.400.001	RONDELLA / WASHER / UNTERLEGSCHEIBE	2
013	8004.0900.0705.500.001	ROTELLA / ROLLER / ROLLE	1
014	9033.4266.015	RALLA / THRUST WASHER / DRUCKSCHEIBE	2
015	9020.06.10.E090	PUNTALINO / BUMP STOP / DRUCKSTÜCK	5
017	9000.0050.0032.001	CILINDRO AD AZOTO / NITROGEN CYLINDER / STICKSTOFFZYLINDER	1
018	9035.4050.700.001	BOCCOLA / BUSH / BUCHSE	1
019	9003.0002	SENSORE DI SICUREZZA / SECURITY SENSOR / SENSOR FÜR SICHERHEIT	1*OPTION
020	8087.0400.0140.090.001	CHIAVETTA / KEY / SCHLÜSSEL	2
021	8089.0328.0500.001	DISTANZIALE / SPACER / ABSTANDSHALTER	1
023	9007.06.020.129.1.4762	VITE / SCREW / SCHRAUBE M6X20	4
024	9007.10.030.129.1.4762	VITE / SCREW / SCHRAUBE M10X30	8
025	9007.06.012.129.1.4762	VITE / SCREW / SCHRAUBE M6X12	2
026	9007.10.020.129.1.9327	VITE / SCREW / SCHRAUBE M10X20	6
027	9007.06.070.129.1.4762	VITE / SCREW / SCHRAUBE M6X70	2
028	9007.06.016.129.1.4762	VITE / SCREW / SCHRAUBE M6X16	4

POSSIBILI INCLINAZIONI / POSSIBLE INCLINATIONS / MÖGLICHE NEIGUNGEN

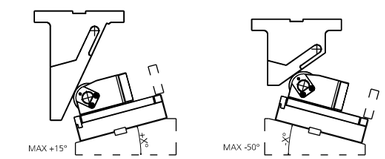

008 (8090) CUNEO / WEDGE / DRUCKSTÜK

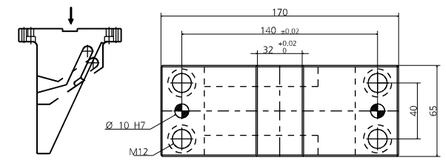

019 (9003) SENSORE / SENSOR / SENSOR

MODELLO D'ORDINE / ORDER EXAMPLE / BESTELLBEISPIEL

MODEL **0149.K450** INCLINATION **+10°** OPTION CODE **9003.0002**

0149.P480 - **CAM ROLLER P480**

FORZA INIZIALE DI ESTRAZIONE / INITIAL EXTRACTION FORCE / RÜCKZUGSKRAFT **657 daN**

SFORZO MAX TRANCIO / CUTTING MAX FORCE / MAXIMALE SCHNITTKRAFT **16600 daN**

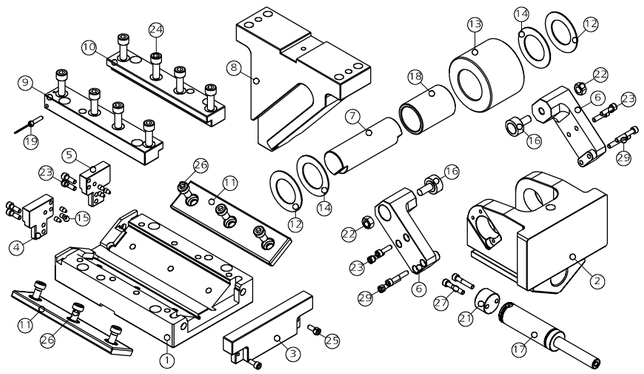

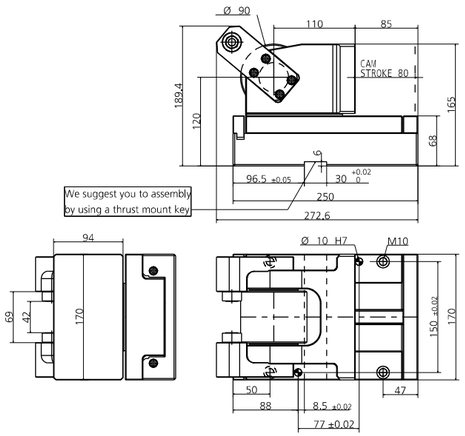

POS.	CODE	DESCRIPTION	Q.TY
001	8000.0049.0480	CORPO CAMMA / CAM BODY / GRUNDGEHÄUSE	1
002	8007.0049.0400	SLITTA / SLIDER / LAGERKEIL	1
003	8088.0049.0400.001	PIASTRINA / PLATE / PLATTE	1
004	8088.0049.0400.002	PIASTRINA / PLATE / PLATTE	1
005	8088.0049.0400.003	PIASTRINA / PLATE / PLATTE	1
006	8009.0049.0400	STAFFA DI AGGANCIO / BRACKET ATTACHMENTS / BRACKETBEFESTIGUNG	2
007	8005.1250.1067.400.001	PERNO / PIN / STIFT	1
008	8090.0405.A080.000	CUNEO / WEDGE / DRUCKSTÜCK 0	1*OPTION
008	8090.0405.A080.605	CUNEO / WEDGE / DRUCKSTÜCK +5	1*OPTION
008	8090.0405.A080.610	CUNEO / WEDGE / DRUCKSTÜCK +10	1*OPTION
008	8090.0405.A080.615	CUNEO / WEDGE / DRUCKSTÜCK +15	1*OPTION
008	8090.0405.A080.705	CUNEO / WEDGE / DRUCKSTÜCK -5	1*OPTION
008	8090.0405.A080.710	CUNEO / WEDGE / DRUCKSTÜCK -10	1*OPTION
008	8090.0405.A080.715	CUNEO / WEDGE / DRUCKSTÜCK -15	1*OPTION
008	8090.0405.A080.720	CUNEO / WEDGE / DRUCKSTÜCK -20	1*OPTION
008	8090.0405.A080.725	CUNEO / WEDGE / DRUCKSTÜCK -25	1*OPTION
008	8090.0405.A080.730	CUNEO / WEDGE / DRUCKSTÜCK -30	1*OPTION
008	8090.0405.A080.735	CUNEO / WEDGE / DRUCKSTÜCK -35	1*OPTION
008	8090.0405.A080.740	CUNEO / WEDGE / DRUCKSTÜCK -40	1*OPTION
008	8090.0405.A080.745	CUNEO / WEDGE / DRUCKSTÜCK -45	1*OPTION
008	8090.0405.A080.750	CUNEO / WEDGE / DRUCKSTÜCK -50	1*OPTION
009	8086.2120.0390.240.001	GUIDA ANGOLARE / SIDE PLATE L / WINKELFÜHRUNG FÜHRUNGSSCHIENE	1
010	8086.2120.0390.240.002	GUIDA ANGOLARE / SIDE PLATE L / WINKELFÜHRUNG FÜHRUNGSSCHIENE	1
011	8012.2100.0500.100.001	PIASTRA DI SCORRIMENTO / WEAR PLATE / DRUCKPLATTE	2
012	8006.0215.0660.400.001	RONDELLA / WASHER / UNTERLEGSCHEIBE	2
013	8004.0900.0705.500.001	ROTELLA / ROLLER / ROLLE	1
014	9033.4266.015	RALLA / THRUST WASHER / DRUCKSCHEIBE	2
015	9020.06.10.E090	PUNTALINO / BUMP STOP / DRUCKSTÜCK	5
016	9034.2610.120.001	PERNO FOLLE SU ASSE / TRACK ROLLER / LAUFROLLENFÜHRUNG	2
017	9000.0080.0032.001	CILINDRO AD AZOTO / NITROGEN CYLINDER / STICKSTOFFZYLINDER	1
018	9035.4050.700.001	BOCCOLA / BUSH / BUCHSE	1
019	9003.0002	SENSORE DI SICUREZZA / SECURITY SENSOR / SENSOR FÜR SICHERHEIT	1*OPTION
021	8089.0328.0200.001	DISTANZIALE / SPACER / ABSTANDSHALTER	1
022	9014.10.008.008.1.4032	DADO / NUT / MUTTER M10	2
023	9007.06.020.129.1.4762	VITE / SCREW / SCHRAUBE M6X20	8
024	9007.10.030.129.1.4762	VITE / SCREW / SCHRAUBE M10X30	6
025	9007.06.012.129.1.4762	VITE / SCREW / SCHRAUBE M6X12	2
026	9007.10.020.129.1.9327	VITE / SCREW / SCHRAUBE M10X20	6
027	9007.06.030.129.1.4762	VITE / SCREW / SCHRAUBE M6X30	2
029	9007.06.035.129.1.4762	VITE / SCREW / SCHRAUBE M6X35	4

POSSIBILI INCLINAZIONI / POSSIBLE INCLINATIONS / MÖGLICHE NEIGUNGEN

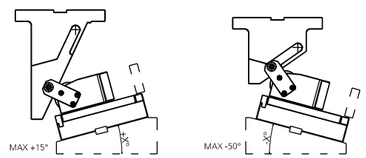

008 (8090) CUNEO / WEDGE / DRUCKSTÜK

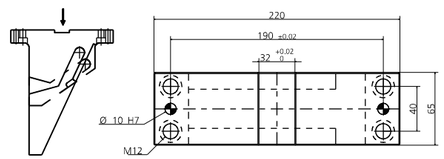

019 (9003) SENSORE / SENSOR / SENSOR

MODELLO D'ORDINE / ORDER EXAMPLE / BESTELLBEISPIEL

MODEL **0149.P480** INCLINATION **+10°** OPTION CODE **9003.0002**

0149.K480 - **CAM ROLLER K480**

FORZA INIZIALE DI ESTRAZIONE / INITIAL EXTRACTION FORCE / RÜCKZUGSKRAFT **657 daN**

SFORZO MAX TRANCIO / CUTTING MAX FORCE / MAXIMALE SCHNITTKRAFT **16600 daN**

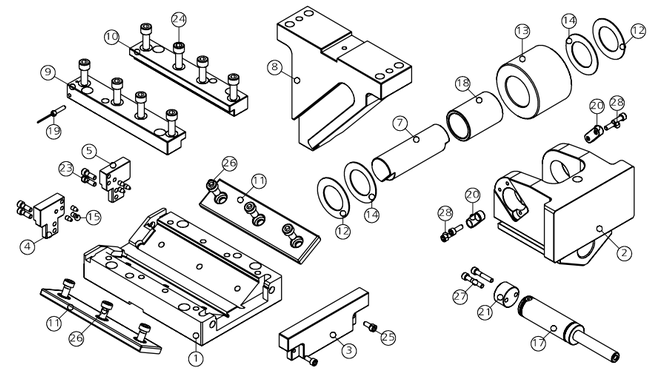

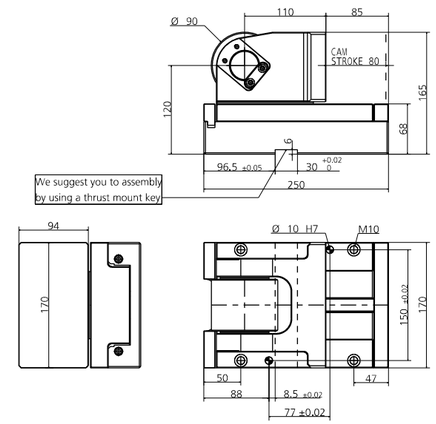

POS.	CODE	DESCRIPTION	Q.TY
001	8000.0049.0480	CORPO CAMMA / CAM BODY / GRUNDGEHÄUSE	1
002	8007.0049.0400	SLITTA / SLIDER / LAGERKEIL	1
003	8088.0049.0400.001	PIASTRINA / PLATE / PLATTE	1
004	8088.0049.0400.002	PIASTRINA / PLATE / PLATTE	1
005	8088.0049.0400.003	PIASTRINA / PLATE / PLATTE	1
007	8005.1250.1067.400.001	PERNO / PIN / STIFT	1
008	8090.0405.A080.000	CUNEO / WEDGE / DRUCKSTÜCK 0	1*OPTION
008	8090.0405.A080.605	CUNEO / WEDGE / DRUCKSTÜCK +5	1*OPTION
008	8090.0405.A080.610	CUNEO / WEDGE / DRUCKSTÜCK +10	1*OPTION
008	8090.0405.A080.615	CUNEO / WEDGE / DRUCKSTÜCK +15	1*OPTION
008	8090.0405.A080.705	CUNEO / WEDGE / DRUCKSTÜCK -5	1*OPTION
008	8090.0405.A080.710	CUNEO / WEDGE / DRUCKSTÜCK -10	1*OPTION
008	8090.0405.A080.715	CUNEO / WEDGE / DRUCKSTÜCK -15	1*OPTION
008	8090.0405.A080.720	CUNEO / WEDGE / DRUCKSTÜCK -20	1*OPTION
008	8090.0405.A080.725	CUNEO / WEDGE / DRUCKSTÜCK -25	1*OPTION
008	8090.0405.A080.730	CUNEO / WEDGE / DRUCKSTÜCK -30	1*OPTION
008	8090.0405.A080.735	CUNEO / WEDGE / DRUCKSTÜCK -35	1*OPTION
008	8090.0405.A080.740	CUNEO / WEDGE / DRUCKSTÜCK -40	1*OPTION
008	8090.0405.A080.745	CUNEO / WEDGE / DRUCKSTÜCK -45	1*OPTION
008	8090.0405.A080.750	CUNEO / WEDGE / DRUCKSTÜCK -50	1*OPTION
009	8086.2120.0390.240.001	GUIDA ANGOLARE / SIDE PLATE L / WINKELFÜHRUNG FÜHRUNGSSCHIENE	1
010	8086.2120.0390.240.002	GUIDA ANGOLARE / SIDE PLATE L / WINKELFÜHRUNG FÜHRUNGSSCHIENE	1
011	8012.2100.0500.100.001	PIASTRA DI SCORRIMENTO / WEAR PLATE / DRUCKPLATTE	2
012	8006.0215.0660.400.001	RONDELLA / WASHER / UNTERLEGSCHEIBE	2
013	8004.0900.0705.500.001	ROTELLA / ROLLER / ROLLE	1
014	9033.4266.015	RALLA / THRUST WASHER / DRUCKSCHEIBE	2
015	9020.06.10.E090	PUNTALINO / BUMP STOP / DRUCKSTÜCK	5
017	9000.0080.0032.001	CILINDRO AD AZOTO / NITROGEN CYLINDER / STICKSTOFFZYLINDER	1
018	9035.4050.700.001	BOCCOLA / BUSH / BUCHSE	1
019	9003.0002	SENSORE DI SICUREZZA / SECURITY SENSOR / SENSOR FÜR SICHERHEIT	1*OPTION
020	8087.0400.0140.090.001	CHIAVETTA / KEY / SCHLÜSSEL	2
021	8089.0328.0200.001	DISTANZIALE / SPACER / ABSTANDSHALTER	1
023	9007.06.020.129.1.4762	VITE / SCREW / SCHRAUBE M6X20	4
024	9007.10.030.129.1.4762	VITE / SCREW / SCHRAUBE M10X30	6
025	9007.06.012.129.1.4762	VITE / SCREW / SCHRAUBE M6X12	2
026	9007.10.020.129.1.9327	VITE / SCREW / SCHRAUBE M10X20	6
027	9007.06.030.129.1.4762	VITE / SCREW / SCHRAUBE M6X30	2
028	9007.06.016.129.1.4762	VITE / SCREW / SCHRAUBE M6X16	4

POSSIBILI INCLINAZIONI / POSSIBLE INCLINATIONS / MÖGLICHE NEIGUNGEN

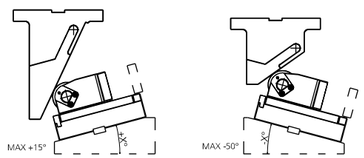

008 (8090) CUNEO / WEDGE / DRUCKSTÜK

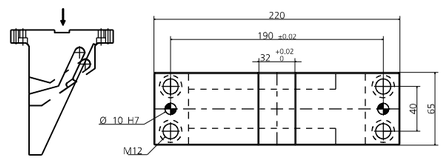

019 (9003) SENSORE / SENSOR / SENSOR

MODELLO D'ORDINE / ORDER EXAMPLE / BESTELLBEISPIEL

MODEL **0149.K480** INCLINATION **+10°** OPTION CODE **9003.0002**

0149.P4A0 - **CAM ROLLER P4A0**

FORZA INIZIALE DI ESTRAZIONE / INITIAL EXTRACTION FORCE / RÜCKZUGSKRAFT **661 daN**

SFORZO MAX TRANCIO / CUTTING MAX FORCE / MAXIMALE SCHNITTKRAFT **16600 daN**

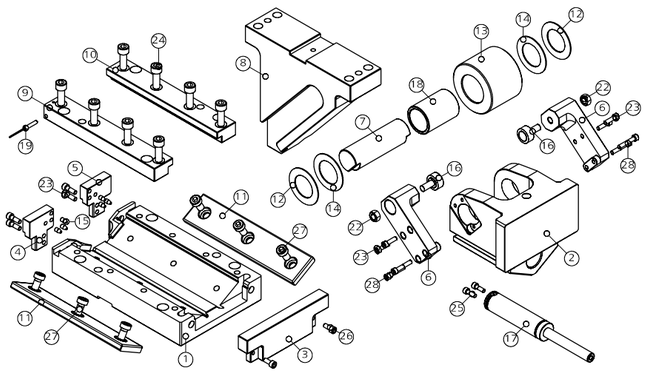

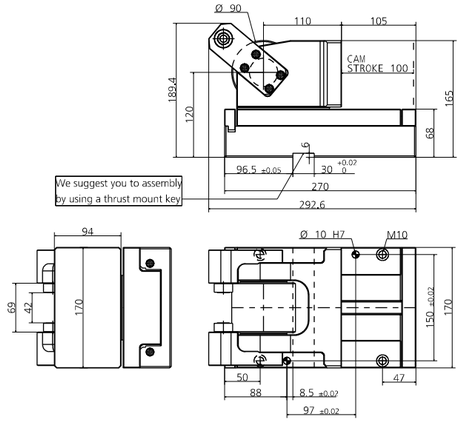

POS.	CODE	DESCRIPTION	Q.TY
001	8000.0049.04A0	CORPO CAMMA / CAM BODY / GRUNDGEHÄUSE	1
002	8007.0049.0400	SLITTA / SLIDER / LAGERKEIL	1
003	8088.0049.0400.001	PIASTRINA / PLATE / PLATTE	1
004	8088.0049.0400.002	PIASTRINA / PLATE / PLATTE	1
005	8088.0049.0400.003	PIASTRINA / PLATE / PLATTE	1
006	8009.0049.0400	STAFFA DI AGGANCIO / BRACKET ATTACHMENTS / BRACKETBEFESTIGUNG	2
007	8005.1250.1067.400.001	PERNO / PIN / STIFT	1
008	8090.0405.A080.000	CUNEO / WEDGE / DRUCKSTÜCK 0	1*OPTION
008	8090.0405.A080.605	CUNEO / WEDGE / DRUCKSTÜCK +5	1*OPTION
008	8090.0405.A080.610	CUNEO / WEDGE / DRUCKSTÜCK +10	1*OPTION
008	8090.0405.A080.615	CUNEO / WEDGE / DRUCKSTÜCK +15	1*OPTION
008	8090.0405.A080.705	CUNEO / WEDGE / DRUCKSTÜCK -5	1*OPTION
008	8090.0405.A080.710	CUNEO / WEDGE / DRUCKSTÜCK -10	1*OPTION
008	8090.0405.A080.715	CUNEO / WEDGE / DRUCKSTÜCK -15	1*OPTION
008	8090.0405.A080.720	CUNEO / WEDGE / DRUCKSTÜCK -20	1*OPTION
008	8090.0405.A080.725	CUNEO / WEDGE / DRUCKSTÜCK -25	1*OPTION
008	8090.0405.A080.730	CUNEO / WEDGE / DRUCKSTÜCK -30	1*OPTION
008	8090.0405.A080.735	CUNEO / WEDGE / DRUCKSTÜCK -35	1*OPTION
008	8090.0405.A080.740	CUNEO / WEDGE / DRUCKSTÜCK -40	1*OPTION
008	8090.0405.A080.745	CUNEO / WEDGE / DRUCKSTÜCK -45	1*OPTION
008	8090.0405.A080.750	CUNEO / WEDGE / DRUCKSTÜCK -50	1*OPTION
009	8086.2320.0390.240.001	GUIDA ANGOLARE / SIDE PLATE L / WINKELFÜHRUNG FÜHRUNGSSCHIENE	1
010	8086.2320.0390.240.002	GUIDA ANGOLARE / SIDE PLATE L / WINKELFÜHRUNG FÜHRUNGSSCHIENE	1
011	8012.2300.0500.100.001	PIASTRA DI SCORRIMENTO / WEAR PLATE / DRUCKPLATTE	2
012	8006.0215.0660.400.001	RONDELLA / WASHER / UNTERLEGSCHEIBE	2
013	8004.0900.0705.500.001	ROTELLA / ROLLER / ROLLE	1
014	9033.4266.015	RALLA / THRUST WASHER / DRUCKSCHEIBE	2
015	9020.06.10.E090	PUNTALINO / BUMP STOP / DRUCKSTÜCK	5
016	9034.2610.120.001	PERNO FOLLE SU ASSE / TRACK ROLLER / LAUFROLLENFÜHRUNG	2
017	9000.0100.0032.001	CILINDRO AD AZOTO / NITROGEN CYLINDER / STICKSTOFFZYLINDER	1
018	9035.4050.700.001	BOCCOLA / BUSH / BUCHSE	1
019	9003.0002	SENSORE DI SICUREZZA / SECURITY SENSOR / SENSOR FÜR SICHERHEIT	1*OPTION
022	9014.10.008.008.1.4032	DADO / NUT / MUTTER M10	2
023	9007.06.020.129.1.4762	VITE / SCREW / SCHRAUBE M6X20	8
024	9007.10.030.129.1.4762	VITE / SCREW / SCHRAUBE M10X30	8
025	9007.06.014.129.1.4762	VITE / SCREW / SCHRAUBE M6X14	4
026	9007.06.012.129.1.4762	VITE / SCREW / SCHRAUBE M6X12	2
027	9007.10.020.129.1.9327	VITE / SCREW / SCHRAUBE M10X20	6
028	9007.06.035.129.1.4762	VITE / SCREW / SCHRAUBE M6X35	4

POSSIBILI INCLINAZIONI / POSSIBLE INCLINATIONS / MÖGLICHE NEIGUNGEN

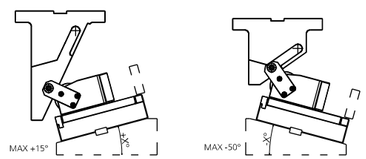

008 (8090) CUNEO / WEDGE / DRUCKSTÜK

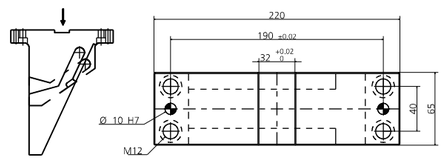

019 (9003) SENSORE / SENSOR / SENSOR

MODELLO D'ORDINE / ORDER EXAMPLE / BESTELLBEISPIEL

MODEL **0149.P4A0** INCLINATION **+10°** OPTION CODE **9003.0002**

0149.K4A0 - **CAM ROLLER K4A0**

FORZA INIZIALE DI ESTRAZIONE / INITIAL EXTRACTION FORCE / RÜCKZUGSKRAFT **661 daN**

SFORZO MAX TRANCIO / CUTTING MAX FORCE / MAXIMALE SCHNITTKRAFT **16600 daN**

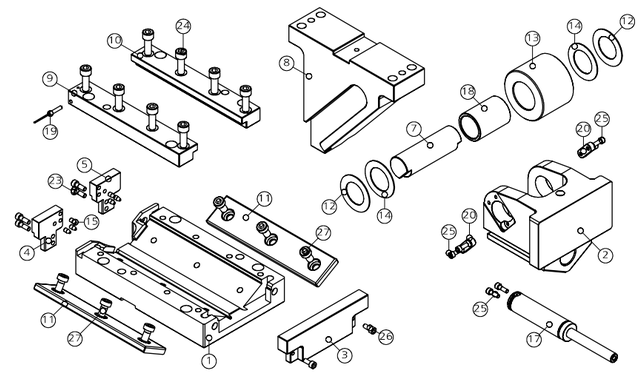

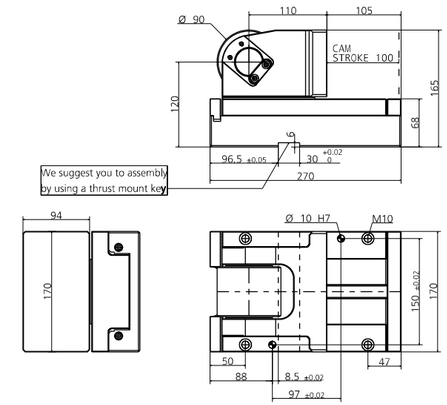

POS.	CODE	DESCRIPTION	Q.TY
001	8000.0049.04A0	CORPO CAMMA / CAM BODY / GRUNDGEHÄUSE	1
002	8007.0049.0400	SLITTA / SLIDER / LAGERKEIL	1
003	8088.0049.0400.001	PIASTRINA / PLATE / PLATTE	1
004	8088.0049.0400.002	PIASTRINA / PLATE / PLATTE	1
005	8088.0049.0400.003	PIASTRINA / PLATE / PLATTE	1
007	8005.1250.1067.400.001	PERNO / PIN / STIFT	1
008	8090.0405.A080.000	CUNEO / WEDGE / DRUCKSTÜCK 0	1*OPTION
008	8090.0405.A080.605	CUNEO / WEDGE / DRUCKSTÜCK +5	1*OPTION
008	8090.0405.A080.610	CUNEO / WEDGE / DRUCKSTÜCK +10	1*OPTION
008	8090.0405.A080.615	CUNEO / WEDGE / DRUCKSTÜCK +15	1*OPTION
008	8090.0405.A080.705	CUNEO / WEDGE / DRUCKSTÜCK -5	1*OPTION
008	8090.0405.A080.710	CUNEO / WEDGE / DRUCKSTÜCK -10	1*OPTION
008	8090.0405.A080.715	CUNEO / WEDGE / DRUCKSTÜCK -15	1*OPTION
008	8090.0405.A080.720	CUNEO / WEDGE / DRUCKSTÜCK -20	1*OPTION
008	8090.0405.A080.725	CUNEO / WEDGE / DRUCKSTÜCK -25	1*OPTION
008	8090.0405.A080.730	CUNEO / WEDGE / DRUCKSTÜCK -30	1*OPTION
008	8090.0405.A080.735	CUNEO / WEDGE / DRUCKSTÜCK -35	1*OPTION
008	8090.0405.A080.740	CUNEO / WEDGE / DRUCKSTÜCK -40	1*OPTION
008	8090.0405.A080.745	CUNEO / WEDGE / DRUCKSTÜCK -45	1*OPTION
008	8090.0405.A080.750	CUNEO / WEDGE / DRUCKSTÜCK -50	1*OPTION
009	8086.2320.0390.240.001	GUIDA ANGOLARE / SIDE PLATE L / WINKELFÜHRUNG FÜHRUNGSSCHIENE	1
010	8086.2320.0390.240.002	GUIDA ANGOLARE / SIDE PLATE L / WINKELFÜHRUNG FÜHRUNGSSCHIENE	1
011	8012.2300.0500.100.001	PIASTRA DI SCORRIMENTO / WEAR PLATE / DRUCKPLATTE	2
012	8006.0215.0660.400.001	RONDELLA / WASHER / UNTERLEGSCHEIBE	2
013	8004.0900.0705.500.001	ROTELLA / ROLLER / ROLLE	1
014	9033.4266.015	RALLA / THRUST WASHER / DRUCKSCHEIBE	2
015	9020.06.10.E090	PUNTALINO / BUMP STOP / DRUCKSTÜCK	5
017	9000.0100.0032.001	CILINDRO AD AZOTO / NITROGEN CYLINDER / STICKSTOFFZYLINDER	1
018	9035.4050.700.001	BOCCOLA / BUSH / BUCHSE	1
019	9003.0002	SENSORE DI SICUREZZA / SECURITY SENSOR / SENSOR FÜR SICHERHEIT	1*OPTION
020	8087.0400.0140.090.001	CHIAVETTA / KEY / SCHLÜSSEL	2
023	9007.06.020.129.1.4762	VITE / SCREW / SCHRAUBE M6X20	4
024	9007.10.030.129.1.4762	VITE / SCREW / SCHRAUBE M10X30	8
025	9007.06.014.129.1.4762	VITE / SCREW / SCHRAUBE M6X14	6
026	9007.06.012.129.1.4762	VITE / SCREW / SCHRAUBE M6X12	2
027	9007.10.020.129.1.9327	VITE / SCREW / SCHRAUBE M10X20	6

POSSIBILI INCLINAZIONI / POSSIBLE INCLINATIONS / MÖGLICHE NEIGUNGEN

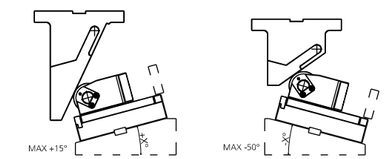

008 (8090) CUNEO / WEDGE / DRUCKSTÜK

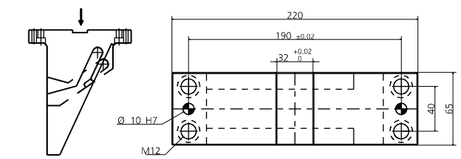

019 (9003) SENSORE / SENSOR / SENSOR

MODELLO D'ORDINE / ORDER EXAMPLE / BESTELLBEISPIEL

MODEL **0149.K4A0** INCLINATION **+10°** OPTION CODE **9003.0002**

0149.P550 - **CAM ROLLER P550**

FORZA INIZIALE DI ESTRAZIONE / INITIAL EXTRACTION FORCE / RÜCKZUGSKRAFT **926 daN**

SFORZO MAX TRANCIO / CUTTING MAX FORCE / MAXIMALE SCHNITTKRAFT **25800 daN**

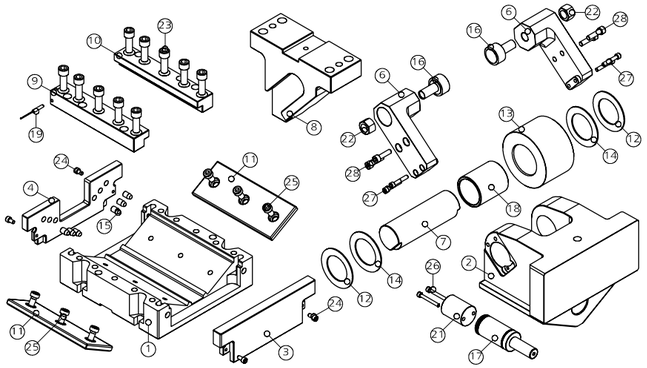

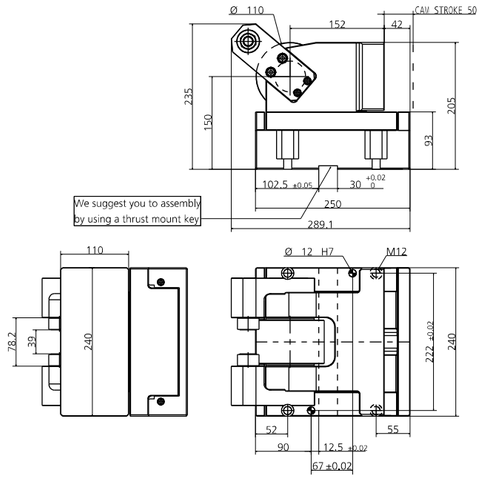

POS.	CODE	DESCRIPTION	Q.TY
001	8000.0049.0550	CORPO CAMMA / CAM BODY / GRUNDGEHÄUSE	1
002	8007.0049.0500	SLITTA / SLIDER / LAGERKEIL	1
003	8088.0049.0500.001	PIASTRINA / PLATE / PLATTE	1
004	8088.0049.0500.002	PIASTRINA / PLATE / PLATTE	1
006	8009.0049.0500	STAFFA DI AGGANCIO / BRACKET ATTACHMENTS / BRACKETBEFESTIGUNG	2
007	8005.1550.1417.500.001	PERNO / PIN / STIFT	1
008	8090.0405.0050.000	CUNEO / WEDGE / DRUCKSTÜCK 0	1*OPTION
008	8090.0405.0050.605	CUNEO / WEDGE / DRUCKSTÜCK +5	1*OPTION
008	8090.0405.0050.610	CUNEO / WEDGE / DRUCKSTÜCK +10	1*OPTION
008	8090.0405.0050.615	CUNEO / WEDGE / DRUCKSTÜCK +15	1*OPTION
008	8090.0405.0050.705	CUNEO / WEDGE / DRUCKSTÜCK -5	1*OPTION
008	8090.0405.0050.710	CUNEO / WEDGE / DRUCKSTÜCK -10	1*OPTION
008	8090.0405.0050.715	CUNEO / WEDGE / DRUCKSTÜCK -15	1*OPTION
008	8090.0405.0050.720	CUNEO / WEDGE / DRUCKSTÜCK -20	1*OPTION
008	8090.0405.0050.725	CUNEO / WEDGE / DRUCKSTÜCK -25	1*OPTION
008	8090.0405.0050.730	CUNEO / WEDGE / DRUCKSTÜCK -30	1*OPTION
008	8090.0405.0050.735	CUNEO / WEDGE / DRUCKSTÜCK -35	1*OPTION
008	8090.0405.0050.740	CUNEO / WEDGE / DRUCKSTÜCK -40	1*OPTION
008	8090.0405.0050.745	CUNEO / WEDGE / DRUCKSTÜCK -45	1*OPTION
008	8090.0405.0050.750	CUNEO / WEDGE / DRUCKSTÜCK -50	1*OPTION
009	8086.2120.0390.300.001	GUIDA ANGOLARE / SIDE PLATE L / WINKELFÜHRUNG FÜHRUNGSSCHIENE	1
010	8086.2120.0390.300.002	GUIDA ANGOLARE / SIDE PLATE L / WINKELFÜHRUNG FÜHRUNGSSCHIENE	1
011	8012.2000.0750.100.001	PIASTRA DI SCORRIMENTO / WEAR PLATE / DRUCKPLATTE	2
012	8006.0220.0780.505.001	RONDELLA / WASHER / UNTERLEGSCHEIBE	2
013	8004.1100.0705.600.001	ROTELLA / ROLLER / ROLLE	1
014	9033.5278.020	RALLA / THRUST WASHER / DRUCKSCHEIBE	2
015	9020.10.15.E090	PUNTALINO / BUMP STOP / DRUCKSTÜCK	6
016	9034.3516.180.001	PERNO FOLLE SU ASSE / TRACK ROLLER / LAUFROLLENFÜHRUNG	2
017	9000.0050.0038.004	CILINDRO AD AZOTO / NITROGEN CYLINDER / STICKSTOFFZYLINDER	1
018	9035.5060.700.001	BOCCOLA / BUSH / BUCHSE	1
019	9003.0002	SENSORE DI SICUREZZA / SECURITY SENSOR / SENSOR FÜR SICHERHEIT	1*OPTION
021	8089.0388.0500.001	DISTANZIALE / SPACER / ABSTANDSHALTER	1
022	9014.16.016.008.1.4032	DADO / NUT / MUTTER M16	2
023	9007.12.035.129.1.4762	VITE / SCREW / SCHRAUBE M12X35	10
024	9007.06.012.129.1.4762	VITE / SCREW / SCHRAUBE M6X12	4
025	9007.10.020.129.1.9327	VITE / SCREW / SCHRAUBE M10X20	6
026	9007.06.075.129.1.4762	VITE / SCREW / SCHRAUBE M6X75	2
027	9007.06.035.129.1.4762	VITE / SCREW / SCHRAUBE M6X35	4
028	9007.08.030.129.1.4762	VITE / SCREW / SCHRAUBE M8X30	4

POSSIBILI INCLINAZIONI / POSSIBLE INCLINATIONS / MÖGLICHE NEIGUNGEN

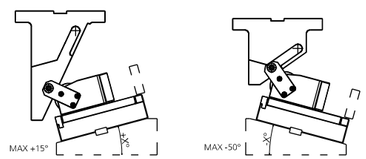

008 (8090) CUNEO / WEDGE / DRUCKSTÜK

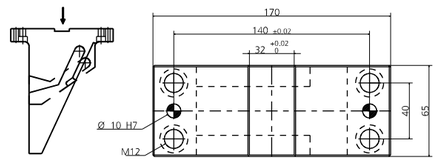

019 (9003) SENSORE / SENSOR / SENSOR

MODELLO D'ORDINE / ORDER EXAMPLE / BESTELLBEISPIEL

MODEL **0149.P550** INCLINATION **+10°** OPTION CODE **9003.0002**

0149.K550 - **CAM ROLLER K550**

FORZA INIZIALE DI ESTRAZIONE / INITIAL EXTRACTION FORCE / RÜCKZUGSKRAFT **926 daN**

SFORZO MAX TRANCIO / CUTTING MAX FORCE / MAXIMALE SCHNITTKRAFT **25800 daN**

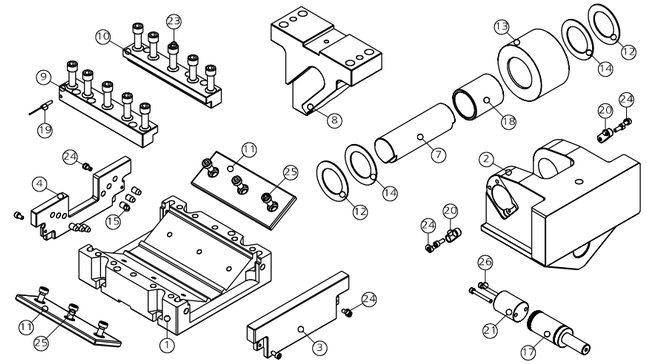

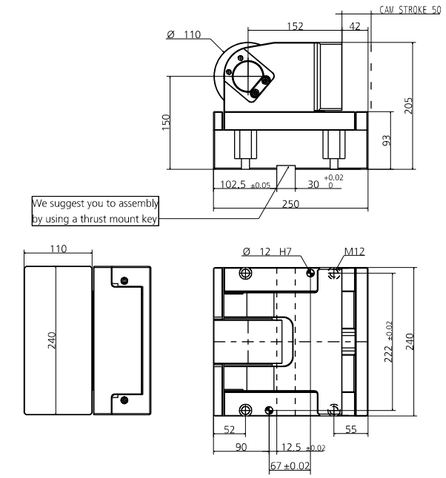

POS.	CODE	DESCRIPTION	Q.TY
001	8000.0049.0550	CORPO CAMMA / CAM BODY / GRUNDGEHÄUSE	1
002	8007.0049.0500	SLITTA / SLIDER / LAGERKEIL	1
003	8088.0049.0500.001	PIASTRINA / PLATE / PLATTE	1
004	8088.0049.0500.002	PIASTRINA / PLATE / PLATTE	1
007	8005.1550.1417.500.001	PERNO / PIN / STIFT	1
008	8090.0405.0050.000	CUNEO / WEDGE / DRUCKSTÜCK 0	1*OPTION
008	8090.0405.0050.605	CUNEO / WEDGE / DRUCKSTÜCK +5	1*OPTION
008	8090.0405.0050.610	CUNEO / WEDGE / DRUCKSTÜCK +10	1*OPTION
008	8090.0405.0050.615	CUNEO / WEDGE / DRUCKSTÜCK +15	1*OPTION
008	8090.0405.0050.705	CUNEO / WEDGE / DRUCKSTÜCK -5	1*OPTION
008	8090.0405.0050.710	CUNEO / WEDGE / DRUCKSTÜCK -10	1*OPTION
008	8090.0405.0050.715	CUNEO / WEDGE / DRUCKSTÜCK -15	1*OPTION
008	8090.0405.0050.720	CUNEO / WEDGE / DRUCKSTÜCK -20	1*OPTION
008	8090.0405.0050.725	CUNEO / WEDGE / DRUCKSTÜCK -25	1*OPTION
008	8090.0405.0050.730	CUNEO / WEDGE / DRUCKSTÜCK -30	1*OPTION
008	8090.0405.0050.735	CUNEO / WEDGE / DRUCKSTÜCK -35	1*OPTION
008	8090.0405.0050.740	CUNEO / WEDGE / DRUCKSTÜCK -40	1*OPTION
008	8090.0405.0050.745	CUNEO / WEDGE / DRUCKSTÜCK -45	1*OPTION
008	8090.0405.0050.750	CUNEO / WEDGE / DRUCKSTÜCK -50	1*OPTION
009	8086.2120.0390.300.001	GUIDA ANGOLARE / SIDE PLATE L / WINKELFÜHRUNG FÜHRUNGSSCHIENE	1
010	8086.2120.0390.300.002	GUIDA ANGOLARE / SIDE PLATE L / WINKELFÜHRUNG FÜHRUNGSSCHIENE	1
011	8012.2000.0750.100.001	PIASTRA DI SCORRIMENTO / WEAR PLATE / DRUCKPLATTE	2
012	8006.0220.0780.505.001	RONDELLA / WASHER / UNTERLEGSCHEIBE	2
013	8004.1100.0705.600.001	ROTELLA / ROLLER / ROLLE	1
014	9033.5278.020	RALLA / THRUST WASHER / DRUCKSCHEIBE	2
015	9020.10.15.E090	PUNTALINO / BUMP STOP / DRUCKSTÜCK	6
017	9000.0050.0038.004	CILINDRO AD AZOTO / NITROGEN CYLINDER / STICKSTOFFZYLINDER	1
018	9035.5060.700.001	BOCCOLA / BUSH / BUCHSE	1
019	9003.0002	SENSORE DI SICUREZZA / SECURITY SENSOR / SENSOR FÜR SICHERHEIT	1*OPTION
020	8087.0400.0140.090.001	CHIAVETTA / KEY / SCHLÜSSEL	2
021	8089.0388.0500.001	DISTANZIALE / SPACER / ABSTANDSHALTER	1
023	9007.12.035.129.1.4762	VITE / SCREW / SCHRAUBE M12X35	10
024	9007.06.012.129.1.4762	VITE / SCREW / SCHRAUBE M6X12	8
025	9007.10.020.129.1.9327	VITE / SCREW / SCHRAUBE M10X20	6
026	9007.06.075.129.1.4762	VITE / SCREW / SCHRAUBE M6X75	2

POSSIBILI INCLINAZIONI / POSSIBLE INCLINATIONS / MÖGLICHE NEIGUNGEN

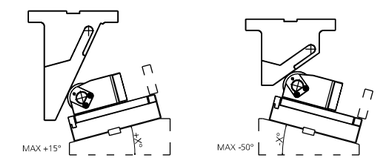

008 (8090) CUNEO / WEDGE / DRUCKSTÜK

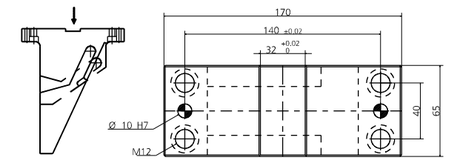

019 (9003) SENSORE / SENSOR / SENSOR

MODELLO D'ORDINE / ORDER EXAMPLE / BESTELLBEISPIEL

MODEL **0149.K550** INCLINATION **+10°** OPTION CODE **9003.0002**

0149.P580 - **CAM ROLLER P580**

FORZA INIZIALE DI ESTRAZIONE / INITIAL EXTRACTION FORCE / RÜCKZUGSKRAFT **936 daN**

SFORZO MAX TRANCIO / CUTTING MAX FORCE / MAXIMALE SCHNITTKRAFT **25800 daN**

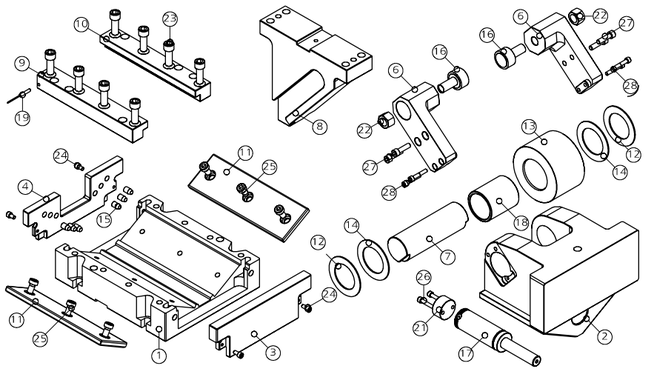

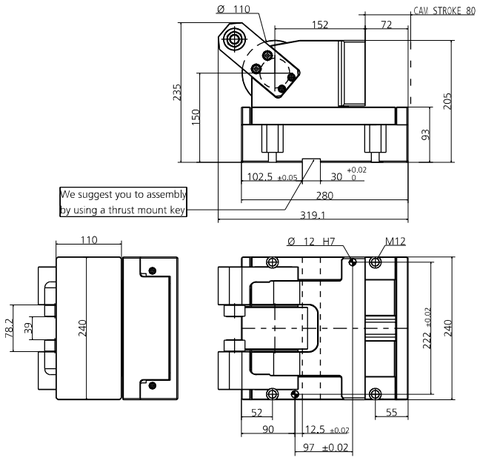

POS.	CODE	DESCRIPTION	Q.TY
001	8000.0049.0580	CORPO CAMMA / CAM BODY / GRUNDGEHÄUSE	1
002	8007.0049.0500	SLITTA / SLIDER / LAGERKEIL	1
003	8088.0049.0500.001	PIASTRINA / PLATE / PLATTE	1
004	8088.0049.0500.002	PIASTRINA / PLATE / PLATTE	1
006	8009.0049.0500	STAFFA DI AGGANCIO / BRACKET ATTACHMENTS / BRACKETBEFESTIGUNG	2
007	8005.1550.1417.500.001	PERNO / PIN / STIFT	1
008	8090.0405.A080.000	CUNEO / WEDGE / DRUCKSTÜCK 0	1*OPTION
008	8090.0405.A080.605	CUNEO / WEDGE / DRUCKSTÜCK +5	1*OPTION
008	8090.0405.A080.610	CUNEO / WEDGE / DRUCKSTÜCK +10	1*OPTION
008	8090.0405.A080.615	CUNEO / WEDGE / DRUCKSTÜCK +15	1*OPTION
008	8090.0405.A080.705	CUNEO / WEDGE / DRUCKSTÜCK -5	1*OPTION
008	8090.0405.A080.710	CUNEO / WEDGE / DRUCKSTÜCK -10	1*OPTION
008	8090.0405.A080.715	CUNEO / WEDGE / DRUCKSTÜCK -15	1*OPTION
008	8090.0405.A080.720	CUNEO / WEDGE / DRUCKSTÜCK -20	1*OPTION
008	8090.0405.A080.725	CUNEO / WEDGE / DRUCKSTÜCK -25	1*OPTION
008	8090.0405.A080.730	CUNEO / WEDGE / DRUCKSTÜCK -30	1*OPTION
008	8090.0405.A080.735	CUNEO / WEDGE / DRUCKSTÜCK -35	1*OPTION
008	8090.0405.A080.740	CUNEO / WEDGE / DRUCKSTÜCK -40	1*OPTION
008	8090.0405.A080.745	CUNEO / WEDGE / DRUCKSTÜCK -45	1*OPTION
008	8090.0405.A080.750	CUNEO / WEDGE / DRUCKSTÜCK -50	1*OPTION
009	8086.2420.0390.300.001	GUIDA ANGOLARE / SIDE PLATE L / WINKELFÜHRUNG FÜHRUNGSSCHIENE	1
010	8086.2420.0390.300.002	GUIDA ANGOLARE / SIDE PLATE L / WINKELFÜHRUNG FÜHRUNGSSCHIENE	1
011	8012.2400.0750.100.001	PIASTRA DI SCORRIMENTO / WEAR PLATE / DRUCKPLATTE	2
012	8006.0220.0780.505.001	RONDELLA / WASHER / UNTERLEGSCHEIBE	2
013	8004.1100.0705.600.001	ROTELLA / ROLLER / ROLLE	1
014	9033.5278.020	RALLA / THRUST WASHER / DRUCKSCHEIBE	2
015	9020.10.15.E090	PUNTALINO / BUMP STOP / DRUCKSTÜCK	6
016	9034.3516.180.001	PERNO FOLLE SU ASSE / TRACK ROLLER / LAUFROLLENFÜHRUNG	2
017	9000.0080.0038.002	CILINDRO AD AZOTO / NITROGEN CYLINDER / STICKSTOFFZYLINDER	1
018	9035.5060.700.001	BOCCOLA / BUSH / BUCHSE	1
019	9003.0002	SENSORE DI SICUREZZA / SECURITY SENSOR / SENSOR FÜR SICHERHEIT	1*OPTION
021	8089.0388.0200.001	DISTANZIALE / SPACER / ABSTANDSHALTER	1
022	9014.16.016.008.1.4032	DADO / NUT / MUTTER M16	2
023	9007.12.035.129.1.4762	VITE / SCREW / SCHRAUBE M12X35	8
024	9007.06.012.129.1.4762	VITE / SCREW / SCHRAUBE M6X12	4
025	9007.10.020.129.1.9327	VITE / SCREW / SCHRAUBE M10X20	6
026	9007.06.045.129.1.4762	VITE / SCREW / SCHRAUBE M6X45	2
027	9007.08.030.129.1.4762	VITE / SCREW / SCHRAUBE M8X30	4
028	9007.06.035.129.1.4762	VITE / SCREW / SCHRAUBE M6X35	4

POSSIBILI INCLINAZIONI / POSSIBLE INCLINATIONS / MÖGLICHE NEIGUNGEN

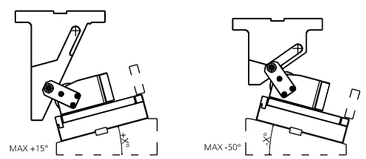

008 (8090) CUNEO / WEDGE / DRUCKSTÜK

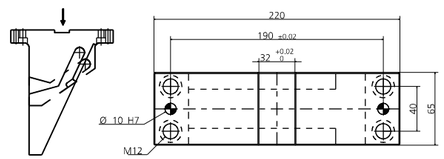

019 (9003) SENSORE / SENSOR / SENSOR

MODELLO D'ORDINE / ORDER EXAMPLE / BESTELLBEISPIEL

MODEL **0149.P580** INCLINATION **+10°** OPTION CODE **9003.0002**

0149.K580 - **CAM ROLLER K580**

FORZA INIZIALE DI ESTRAZIONE / INITIAL EXTRACTION FORCE / RÜCKZUGSKRAFT **936 daN**

SFORZO MAX TRANCIO / CUTTING MAX FORCE / MAXIMALE SCHNITTKRAFT **25800 daN**

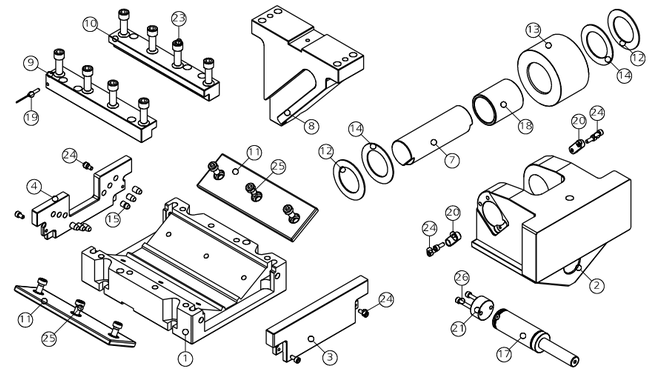

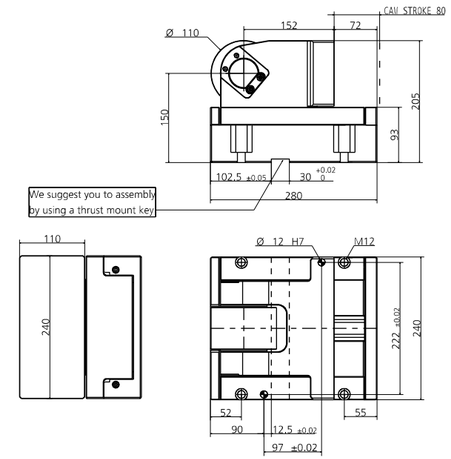

POS.	CODE	DESCRIPTION	Q.TY
001	8000.0049.0580	CORPO CAMMA / CAM BODY / GRUNDGEHÄUSE	1
002	8007.0049.0500	SLITTA / SLIDER / LAGERKEIL	1
003	8088.0049.0500.001	PIASTRINA / PLATE / PLATTE	1
004	8088.0049.0500.002	PIASTRINA / PLATE / PLATTE	1
007	8005.1550.1417.500.001	PERNO / PIN / STIFT	1
008	8090.0405.A080.000	CUNEO / WEDGE / DRUCKSTÜCK 0	1*OPTION
008	8090.0405.A080.605	CUNEO / WEDGE / DRUCKSTÜCK +5	1*OPTION
008	8090.0405.A080.610	CUNEO / WEDGE / DRUCKSTÜCK +10	1*OPTION
008	8090.0405.A080.615	CUNEO / WEDGE / DRUCKSTÜCK +15	1*OPTION
008	8090.0405.A080.705	CUNEO / WEDGE / DRUCKSTÜCK -5	1*OPTION
008	8090.0405.A080.710	CUNEO / WEDGE / DRUCKSTÜCK -10	1*OPTION
008	8090.0405.A080.715	CUNEO / WEDGE / DRUCKSTÜCK -15	1*OPTION
008	8090.0405.A080.720	CUNEO / WEDGE / DRUCKSTÜCK -20	1*OPTION
008	8090.0405.A080.725	CUNEO / WEDGE / DRUCKSTÜCK -25	1*OPTION
008	8090.0405.A080.730	CUNEO / WEDGE / DRUCKSTÜCK -30	1*OPTION
008	8090.0405.A080.735	CUNEO / WEDGE / DRUCKSTÜCK -35	1*OPTION
008	8090.0405.A080.740	CUNEO / WEDGE / DRUCKSTÜCK -40	1*OPTION
008	8090.0405.A080.745	CUNEO / WEDGE / DRUCKSTÜCK -45	1*OPTION
008	8090.0405.A080.750	CUNEO / WEDGE / DRUCKSTÜCK -50	1*OPTION
009	8086.2420.0390.300.001	GUIDA ANGOLARE / SIDE PLATE L / WINKELFÜHRUNG FÜHRUNGSSCHIENE	1
010	8086.2420.0390.300.002	GUIDA ANGOLARE / SIDE PLATE L / WINKELFÜHRUNG FÜHRUNGSSCHIENE	1
011	8012.2400.0750.100.001	PIASTRA DI SCORRIMENTO / WEAR PLATE / DRUCKPLATTE	2
012	8006.0220.0780.505.001	RONDELLA / WASHER / UNTERLEGSCHEIBE	2
013	8004.1100.0705.600.001	ROTELLA / ROLLER / ROLLE	1
014	9033.5278.020	RALLA / THRUST WASHER / DRUCKSCHEIBE	2
015	9020.10.15.E090	PUNTALINO / BUMP STOP / DRUCKSTÜCK	6
017	9000.0080.0038.002	CILINDRO AD AZOTO / NITROGEN CYLINDER / STICKSTOFFZYLINDER	1
018	9035.5060.700.001	BOCCOLA / BUSH / BUCHSE	1
019	9003.0002	SENSORE DI SICUREZZA / SECURITY SENSOR / SENSOR FÜR SICHERHEIT	1*OPTION
020	8087.0400.0140.090.001	CHIAVETTA / KEY / SCHLÜSSEL	2
021	8089.0388.0200.001	DISTANZIALE / SPACER / ABSTANDSHALTER	1
023	9007.12.035.129.1.4762	VITE / SCREW / SCHRAUBE M12X35	8
024	9007.06.012.129.1.4762	VITE / SCREW / SCHRAUBE M6X12	8
025	9007.10.020.129.1.9327	VITE / SCREW / SCHRAUBE M10X20	6
026	9007.06.045.129.1.4762	VITE / SCREW / SCHRAUBE M6X45	2

POSSIBILI INCLINAZIONI / POSSIBLE INCLINATIONS / MÖGLICHE NEIGUNGEN

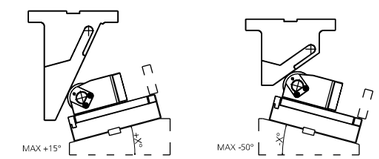

008 (8090) CUNEO / WEDGE / DRUCKSTÜK

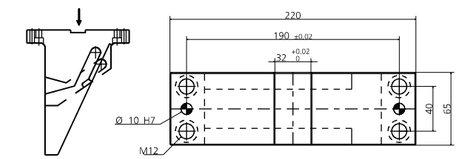

019 (9003) SENSORE / SENSOR / SENSOR

MODELLO D'ORDINE / ORDER EXAMPLE / BESTELLBEISPIEL

MODEL **0149.K580** INCLINATION **+10°** OPTION CODE **9003.0002**

0149.P5A0 - **CAM ROLLER P5A0**

FORZA INIZIALE DI ESTRAZIONE / INITIAL EXTRACTION FORCE / RÜCKZUGSKRAFT **938 daN**

SFORZO MAX TRANCIO / CUTTING MAX FORCE / MAXIMALE SCHNITTKRAFT **25800 daN**

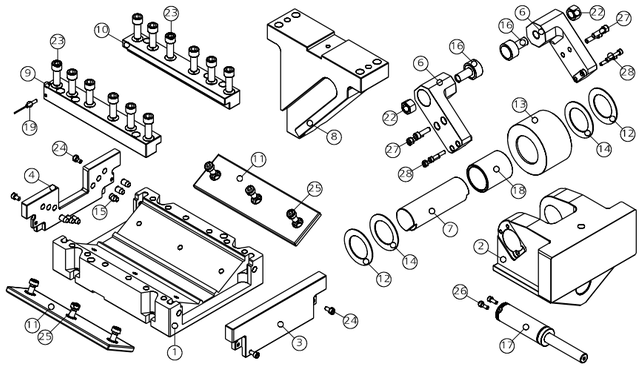

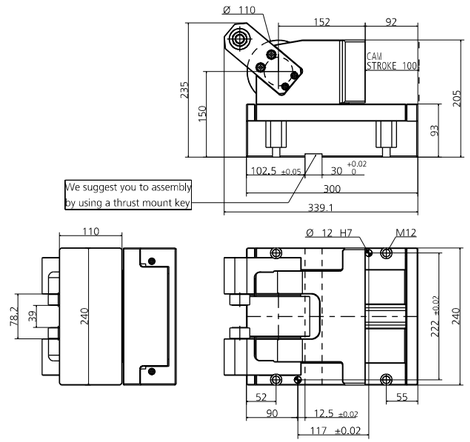

POS.	CODE	DESCRIPTION	Q.TY
001	8000.0049.05A0	CORPO CAMMA / CAM BODY / GRUNDGEHÄUSE	1
002	8007.0049.0500	SLITTA / SLIDER / LAGERKEIL	1
003	8088.0049.0500.001	PIASTRINA / PLATE / PLATTE	1
004	8088.0049.0500.002	PIASTRINA / PLATE / PLATTE	1
006	8009.0049.0500	STAFFA DI AGGANCIO / BRACKET ATTACHMENTS / BRACKETBEFESTIGUNG	2
007	8005.1550.1417.500.001	PERNO / PIN / STIFT	1
008	8090.0405.A080.000	CUNEO / WEDGE / DRUCKSTÜCK 0	1*OPTION
008	8090.0405.A080.605	CUNEO / WEDGE / DRUCKSTÜCK +5	1*OPTION
008	8090.0405.A080.610	CUNEO / WEDGE / DRUCKSTÜCK +10	1*OPTION
008	8090.0405.A080.615	CUNEO / WEDGE / DRUCKSTÜCK +15	1*OPTION
008	8090.0405.A080.705	CUNEO / WEDGE / DRUCKSTÜCK -5	1*OPTION
008	8090.0405.A080.710	CUNEO / WEDGE / DRUCKSTÜCK -10	1*OPTION
008	8090.0405.A080.715	CUNEO / WEDGE / DRUCKSTÜCK -15	1*OPTION
008	8090.0405.A080.720	CUNEO / WEDGE / DRUCKSTÜCK -20	1*OPTION
008	8090.0405.A080.725	CUNEO / WEDGE / DRUCKSTÜCK -25	1*OPTION
008	8090.0405.A080.730	CUNEO / WEDGE / DRUCKSTÜCK -30	1*OPTION
008	8090.0405.A080.735	CUNEO / WEDGE / DRUCKSTÜCK -35	1*OPTION
008	8090.0405.A080.740	CUNEO / WEDGE / DRUCKSTÜCK -40	1*OPTION
008	8090.0405.A080.745	CUNEO / WEDGE / DRUCKSTÜCK -45	1*OPTION
008	8090.0405.A080.750	CUNEO / WEDGE / DRUCKSTÜCK -50	1*OPTION
009	8086.2620.0390.300.001	GUIDA ANGOLARE / SIDE PLATE L / WINKELFÜHRUNG FÜHRUNGSSCHIENE	1
010	8086.2620.0390.300.002	GUIDA ANGOLARE / SIDE PLATE L / WINKELFÜHRUNG FÜHRUNGSSCHIENE	1
011	8012.2600.0750.100.001	PIASTRA DI SCORRIMENTO / WEAR PLATE / DRUCKPLATTE	2
012	8006.0220.0780.505.001	RONDELLA / WASHER / UNTERLEGSCHEIBE	2
013	8004.1100.0705.600.001	ROTELLA / ROLLER / ROLLE	1
014	9033.5278.020	RALLA / THRUST WASHER / DRUCKSCHEIBE	2
015	9020.10.15.E090	PUNTALINO / BUMP STOP / DRUCKSTÜCK	6
016	9034.3516.180.001	PERNO FOLLE SU ASSE / TRACK ROLLER / LAUFROLLENFÜHRUNG	2
017	9000.0100.0038.001	CILINDRO AD AZOTO / NITROGEN CYLINDER / STICKSTOFFZYLINDER	1
018	9035.5060.700.001	BOCCOLA / BUSH / BUCHSE	1
019	9003.0002	SENSORE DI SICUREZZA / SECURITY SENSOR / SENSOR FÜR SICHERHEIT	1*OPTION
022	9014.16.016.008.1.4032	DADO / NUT / MUTTER M16	2
023	9007.12.035.129.1.4762	VITE / SCREW / SCHRAUBE M12X35	12
024	9007.06.012.129.1.4762	VITE / SCREW / SCHRAUBE M6X12	4
025	9007.10.020.129.1.9327	VITE / SCREW / SCHRAUBE M10X20	6
026	9007.06.025.129.1.4762	VITE / SCREW / SCHRAUBE M6X25	2
027	9007.08.030.129.1.4762	VITE / SCREW / SCHRAUBE M8X30	4
028	9007.06.035.129.1.4762	VITE / SCREW / SCHRAUBE M6X35	4

POSSIBILI INCLINAZIONI / POSSIBLE INCLINATIONS / MÖGLICHE NEIGUNGEN

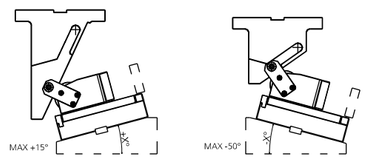

008 (8090) CUNEO / WEDGE / DRUCKSTÜK

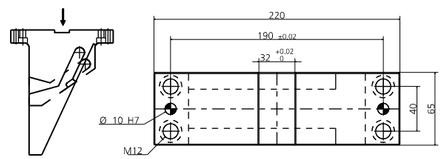

019 (9003) SENSORE / SENSOR / SENSOR

MODELLO D'ORDINE / ORDER EXAMPLE / BESTELLBEISPIEL

MODEL **0149.P5A0** INCLINATION **+10°** OPTION CODE **9003.0002**

0149.K5A0 - **CAM ROLLER K5A0**

FORZA INIZIALE DI ESTRAZIONE / INITIAL EXTRACTION FORCE / RÜCKZUGSKRAFT **938 daN**

SFORZO MAX TRANCIO / CUTTING MAX FORCE / MAXIMALE SCHNITTKRAFT **25800 daN**

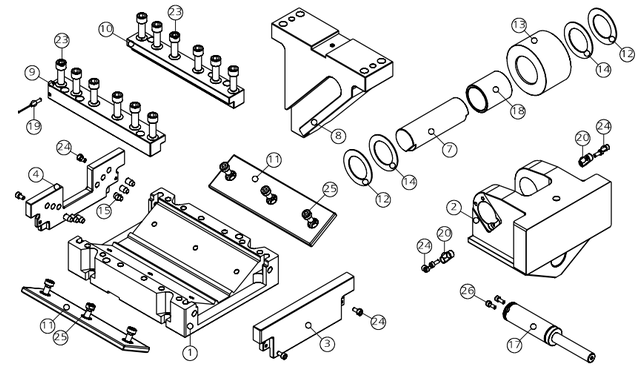

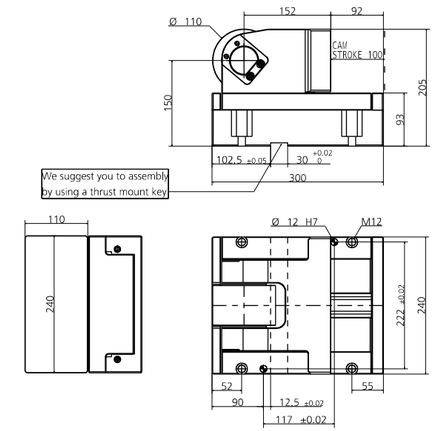

POS.	CODE	DESCRIPTION	Q.TY
001	8000.0049.05A0	CORPO CAMMA / CAM BODY / GRUNDGEHÄUSE	1
002	8007.0049.0500	SLITTA / SLIDER / LAGERKEIL	1
003	8088.0049.0500.001	PIASTRINA / PLATE / PLATTE	1
004	8088.0049.0500.002	PIASTRINA / PLATE / PLATTE	1
007	8005.1550.1417.500.001	PERNO / PIN / STIFT	1
008	8090.0405.A080.000	CUNEO / WEDGE / DRUCKSTÜCK 0	1*OPTION
008	8090.0405.A080.605	CUNEO / WEDGE / DRUCKSTÜCK +5	1*OPTION
008	8090.0405.A080.610	CUNEO / WEDGE / DRUCKSTÜCK +10	1*OPTION
008	8090.0405.A080.615	CUNEO / WEDGE / DRUCKSTÜCK +15	1*OPTION
008	8090.0405.A080.705	CUNEO / WEDGE / DRUCKSTÜCK -5	1*OPTION
008	8090.0405.A080.710	CUNEO / WEDGE / DRUCKSTÜCK -10	1*OPTION
008	8090.0405.A080.715	CUNEO / WEDGE / DRUCKSTÜCK -15	1*OPTION
008	8090.0405.A080.720	CUNEO / WEDGE / DRUCKSTÜCK -20	1*OPTION
008	8090.0405.A080.725	CUNEO / WEDGE / DRUCKSTÜCK -25	1*OPTION
008	8090.0405.A080.730	CUNEO / WEDGE / DRUCKSTÜCK -30	1*OPTION
008	8090.0405.A080.735	CUNEO / WEDGE / DRUCKSTÜCK -35	1*OPTION
008	8090.0405.A080.740	CUNEO / WEDGE / DRUCKSTÜCK -40	1*OPTION
008	8090.0405.A080.745	CUNEO / WEDGE / DRUCKSTÜCK -45	1*OPTION
008	8090.0405.A080.750	CUNEO / WEDGE / DRUCKSTÜCK -50	1*OPTION
009	8086.2620.0390.300.001	GUIDA ANGOLARE / SIDE PLATE L / WINKELFÜHRUNG FÜHRUNGSSCHIENE	1
010	8086.2620.0390.300.002	GUIDA ANGOLARE / SIDE PLATE L / WINKELFÜHRUNG FÜHRUNGSSCHIENE	1
011	8012.2600.0750.100.001	PIASTRA DI SCORRIMENTO / WEAR PLATE / DRUCKPLATTE	2
012	8006.0220.0780.505.001	RONDELLA / WASHER / UNTERLEGSCHEIBE	2
013	8004.1100.0705.600.001	ROTELLA / ROLLER / ROLLE	1
014	9033.5278.020	RALLA / THRUST WASHER / DRUCKSCHEIBE	2
015	9020.10.15.E090	PUNTALINO / BUMP STOP / DRUCKSTÜCK	6
017	9000.0100.0038.001	CILINDRO AD AZOTO / NITROGEN CYLINDER / STICKSTOFFZYLINDER	1
018	9035.5060.700.001	BOCCOLA / BUSH / BUCHSE	1
019	9003.0002	SENSORE DI SICUREZZA / SECURITY SENSOR / SENSOR FÜR SICHERHEIT	1*OPTION
020	8087.0400.0140.090.001	CHIAVETTA / KEY / SCHLÜSSEL	2
023	9007.12.035.129.1.4762	VITE / SCREW / SCHRAUBE M12X35	12
024	9007.06.012.129.1.4762	VITE / SCREW / SCHRAUBE M6X12	8
025	9007.10.020.129.1.9327	VITE / SCREW / SCHRAUBE M10X20	6
026	9007.06.025.129.1.4762	VITE / SCREW / SCHRAUBE M6X25	2

POSSIBILI INCLINAZIONI / POSSIBLE INCLINATIONS / MÖGLICHE NEIGUNGEN

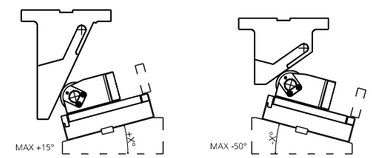

008 (8090) CUNEO / WEDGE / DRUCKSTÜK

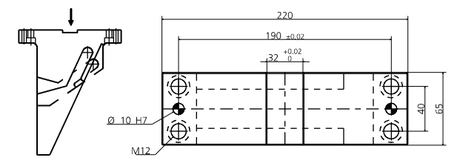

019 (9003) SENSORE / SENSOR / SENSOR

MODELLO D'ORDINE / ORDER EXAMPLE / BESTELLBEISPIEL

MODEL **0149.K5A0** INCLINATION **+10°** OPTION CODE **9003.0002**

PORTAPUNZONI E INSERTI

PUNCH HOLDERS AND INSERTS / STEMPELHALTER UND EINSÄTZE

INDICE

INDEX / INDEX

12. PORTAPUNZONI ESCLUDIBILI 125
RETRACTABLE RETAINERS / AUSWECHSELBARE STEMPELHALTEPLATTEN

13. PORTAPUNZONI QUADRATI 130
SQUARED PUNCH HOLDERS / VIERECKIGER STEMPELHALTER

14. PORTAPUNZONI TRIANGOLARI 136
TRIANGULAR PUNCH HOLDERS / DREIECKIGER LOCHSTEMPELTRÄGER

15. PORTAPUNZONI REGOLABILI 142
ADJUSTABLE PUNCH HOLDERS / VERSTELLBARE STEMPELHALTEPLATTEN

16. INSERTI BALLOCK 152
FIXTURE DEVICES / BEFESTIGUNGSVORRICHTUNG

17. INSERTI A COLLO DI TROMBONE 154
BOTTLE NECK INSERTS / AUFNAHMEHÜLSE FÜR SCHNEIDSTEMPEL MIT POSAUNENHALS

PORTAPUNZONI E INSERTI

PUNCH HOLDERS AND INSERTS / STEMPELHALTER UND EINSÄTZE

Portapunzoni adatti per punzoni ISO8020, Ballock Heavy/Light duty o a collo di trombone, che permettono di guidare i punzoni e velocizzarne l'inserimento nello stampo. Esistono due versioni standard, quadrati e triangolari; una escludibile che permette di includere od escludere in opera i punzoni di uno stampo per mezzo di un cilindro pneumatico che ritrae il punzone quando il foro non è richiesto, ed una regolabile che consente la registrazione della posizione sotto pressa di tranciature e forature mediante l'ausilio di spessori rimovibili. Gli inserti di fissaggio sono invece sistemi che garantiscono la stabilità del punzone quando non c'è sufficiente spazio per poter utilizzare un portapunzone standard.

Punch holders suitable for ISO8020, Ballock Heavy / Light duty or bottle neck punches, that allow to guide the punches and speed up their assembly into the die. There are two standard versions, square and triangular; a retractable one that allows to include or exclude the punches of a die thank to a pneumatic cylinder that retracts the punch when the hole is not required, and an adjustable version that allows the setting of the punching and drilling position under press by removable shims. The fixing inserts are systems that guarantee the stability of the punch when there is not enough space to use a standard punch holder.

Stempelhalter geeignet für Stempel ISO8020, Ballock Heavy/Light duty oder mit Posaunenhals. Die Stempelhalter ermöglichen, die Stempel zu führen und das Einsetzen in das Werkzeug zu beschleunigen. Es sind zwei Standard Modelle vorhanden, viereckige und dreieckige; ein rückziehbares, welches das Zu- oder Abschalten der Stempel eines Werkzeuges während die Arbeit ermöglicht, dank einem pneumatischen Zylinders, der den Stempel zurückzieht, wenn ein Loch nicht erforderlich ist. Und ein verstellbares, das die Justierung der Position beim Stanzen und Lochen unter Druck durch aufsteckbare Distanzring ermöglicht. Die Befestigungseinsätze sind Systeme die die Stabilität des Stempels garantieren wenn nicht genug Platz vorhanden ist, um einen Standard Stempelhalter einzusetzen.

PUNTI DI FORZA / STRENGTHS / STÄRKEN

1001 - PORTAPUNZONE ESCLUDIBILE PER BALLOCK HEAVY DUTY

RETRACTABLE RETAINER FOR BALLOCK HEAVY DUTY / AUSWECHSELBARE STEMPELHALTEPLATTEN FÜR BALLOCK HEAVY DUTY

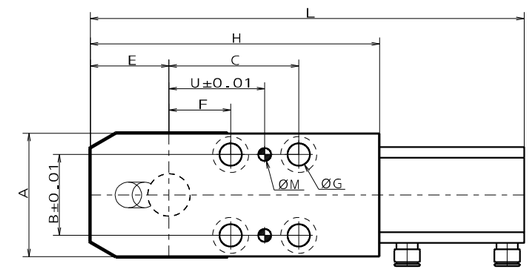

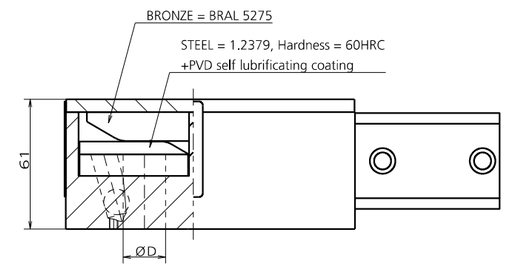

MODEL	D	L	A	B	C	E	F	H	U	G	M
1001.0010	10	176	46	30	53	32	21	114	37	M8	6
1001.0013	13	187	50	30	57	34	25	120	41	M10	6
1001.0016	16	18	50	30	57	34	25	120	41	M10	6
1001.0020	20	204	58	38	61	37	29	136	45	M10	6
1001.0025	25	204	58	38	61	37	29	136	45	M10	6
1001.0032	32	257	80	56	100	44	38	174	60	M12	8
1001.0040	40	257	80	56	100	44	38	174	60	M12	8

I portapunzoni escludibili Newstark vengono forniti comprensivi di viti, spine, cilindro ad aria con microsensore e relativi attacchi dell'aria. I tubi dell'aria Ø 6mm non sono inclusi nella fornitura.

Newstark retractable retainers include all necessary screws, dowels, air cylinder with microsensor and its fittings. Tubing Ø 6 mm are not included.

Zum Lieferumfang gehören alle notwendigen Schrauben und Stecker sowie ein mit Mikrosensor versehener Luftzylinder und die dazugehörigen Ventile. Die Luftschläuche Ø 6mm gehören nicht zum Lieferumfang.

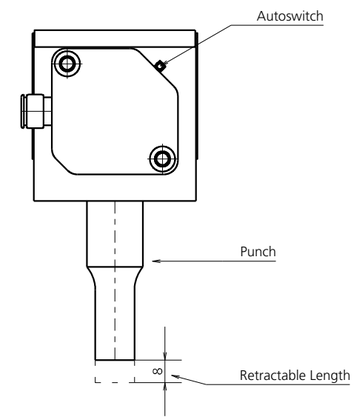

Sgancio Meccanico / Mechanic Release / Mechanischauslösung

Corsa del Punzone / Punch Stroke / Stempelhub
8 mm

Pressione d'aria consigliata / Recommended air pressure / Empfohlener Druck für den Luftzylinder
4,5-5,2 BAR (65-75 PSI)

Pressione Minima / Minimum Pressure / Mindestdruck
3,15 BAR (45 PSI)

Pressione Massima / Maximum Pressure / Maximaler Druck
10 BAR (145 PSI)

MODELLO D'ORDINE / ORDER EXAMPLE / BESTELLBEISPIEL

MODEL **1001** DIAMETER PUNCH **0010**

1002 - PORTAPUNZONE ESCLUDIBILE PER BALLOCK HEAVY DUTY

COMPACT

RETRACTABLE RETAINER FOR BALLOCK HEAVY DUTY / AUSWECHSELBARE STEMPELHALTEPLATTEN FÜR BALLOCK HEAVY DUTY

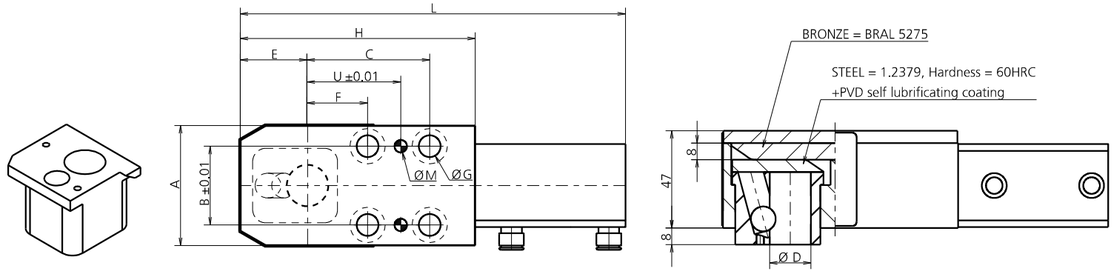

MODEL	D	L	A	B	C	E	F	H	U	G	M
1002.0010	10	156	46	30	-	28	21	93.5	37	M8	6
1002.0013	13	167	50	30	-	28	25	100	41	M10	6
1002.0016	16	172	50	30	-	31	25	104.5	41	M10	6
1002.0020	20	186	58	38	-	32.5	29	113.5	45	M10	6
1002.0025	25	201	58	38	-	35	29	123.5	45	M10	6
1002.0032	32	234	80	56	100	38	38	152	60	M12	8
1002.0040	40	243	80	56	100	42	38	156	60	M12	8

I portapunzoni escludibili Newstark vengono forniti comprensivi di viti, spine, cilindro ad aria con microsensore e relativi attacchi dell'aria. I tubi dell'aria Ø 6mm non sono inclusi nella fornitura.

Newstark retractable retainers include all necessary screws, dowels, air cylinder with microsensor and its fittings. Tubing Ø 6 mm are not included.

Zum Lieferumfang gehören alle notwendigen Schrauben und Stecker sowie ein mit Mikrosensor versehener Luftzylinder und die dazugehörigen Ventile. Die Luftschläuche Ø 6mm gehören nicht zum Lieferumfang.

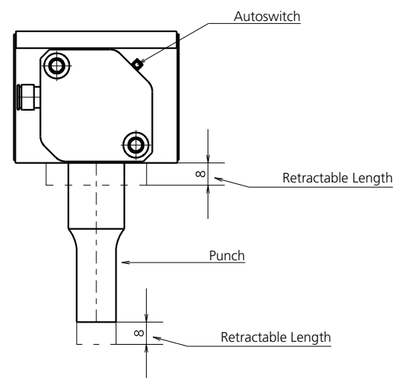

Sgancio Meccanico / Mechanic Release / Mechanischauslösung

Corsa del Punzone / Punch Stroke / Stempelhub
8 mm

Pressione d'aria consigliata / Recommended air pressure / Empfohlener Druck für den Luftzylinder
4,5-5,2 BAR (65-75 PSI)

Pressione Minima / Minimum Pressure / Mindestdruck
3,15 BAR (45 PSI)

Pressione Massima / Maximum Pressure / Maximaler Druck
10 BAR (145 PSI)

È possibile intercambiare il blochetto portapunzone con il modello 8021.0003, che permette di avvicinare il punzone alla testa del dispositivo di 12 mm.

Possibility to exchange the punch holder with model 8021.0003, which allows to move the punch 12 mm closer to the front of the retainer.

Durch das Austauschen der Stempelhalteplatte in die 8021.0003 kann der Lochstempel dem Fuß der Vorrichtung um 12 mm näher gebracht werden.

CODE	DESCRIPTION	Q.TY
8021.0003.0010	PORTA PUNZONE / PUNCH HOLDER / TRÄGERPLATTE	1*OPTION
8021.0003.0013	PORTA PUNZONE / PUNCH HOLDER / TRÄGERPLATTE	1*OPTION
8021.0003.0016	PORTA PUNZONE / PUNCH HOLDER / TRÄGERPLATTE	1*OPTION
8021.0003.0020	PORTA PUNZONE / PUNCH HOLDER / TRÄGERPLATTE	1*OPTION
8021.0003.0025	PORTA PUNZONE / PUNCH HOLDER / TRÄGERPLATTE	1*OPTION
8021.0003.0032	PORTA PUNZONE / PUNCH HOLDER / TRÄGERPLATTE	1*OPTION
8021.0003.0040	PORTA PUNZONE / PUNCH HOLDER / TRÄGERPLATTE	1*OPTION

8021.0003... PORTA PUNZONE / PUNCH HOLDER / TRÄGERPLATTE

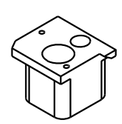

MODELLO D'ORDINE / ORDER EXAMPLE / BESTELLBEISPIEL

MODEL **1002** DIAMETER PUNCH **0010** OPTION CODE **8021.0003.0010**

1003 - PORTAPUNZONE ESCLUDIBILE PER BALLOCK HEAVY DUTY

COMPACT

RETRACTABLE RETAINER FOR BALLOCK HEAVY DUTY / AUSWECHSELBARE STEMPELHALTEPLATTEN FÜR BALLOCK HEAVY DUTY

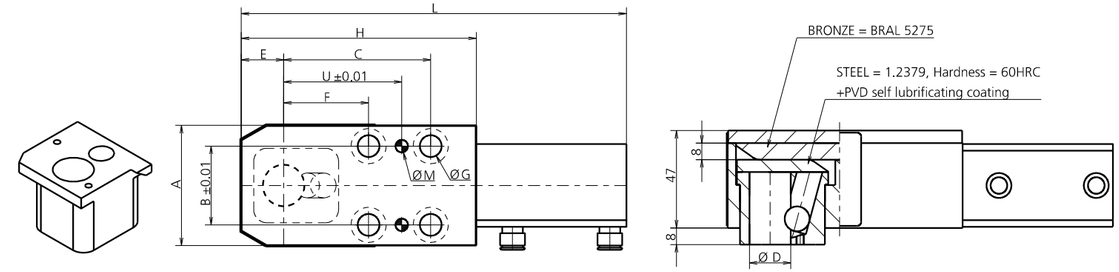

MODEL	D	L	A	B	C	E	F	H	U	G	M
1003.0010	10	156	46	30	-	16	33	93.5	49	M8	6
1003.0013	13	167	50	30	-	16	37	100	53	M10	6
1003.0016	16	172	50	30	-	19	37	104.5	53	M10	6
1003.0020	20	186	58	38	-	20.5	41	113.5	57	M10	6
1003.0025	25	201	58	38	-	23	41	123.5	57	M10	6
1003.0032	32	234	80	56	112	26	50	152	72	M12	8
1003.0040	40	243	80	56	112	30	50	156	72	M12	8

I portapunzoni escludibili Newstark vengono forniti comprensivi di viti, spine, cilindro ad aria con microsensore e relativi attacchi dell'aria. I tubi dell'aria Ø 6mm non sono inclusi nella fornitura.

Newstark retractable retainers include all necessary screws, dowels, air cylinder with microsensor and its fittings. Tubing Ø 6 mm are not included.

Zum Lieferumfang gehören alle notwendigen Schrauben und Stecker sowie ein mit Mikrosensor versehener Luftzylinder und die dazugehörigen Ventile. Die Luftschläuche Ø 6mm gehören nicht zum Lieferumfang.

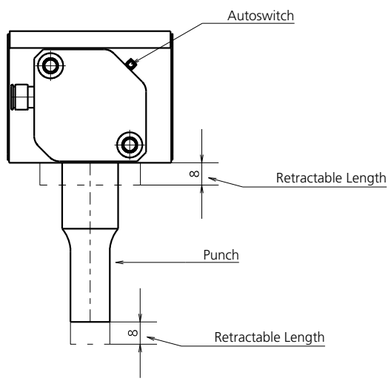

Sgancio Meccanico / Mechanic Release / Mechanischauslösung

Corsa del Punzone / Punch Stroke / Stempelhub
8 mm

Pressione d'aria consigliata / Recommended air pressure / Empfohlener Druck für den Luftzylinder
4,5-5,2 BAR (65-75 PSI)

Pressione Minima / Minimum Pressure / Mindestdruck
3,15 BAR (45 PSI)

Pressione Massima / Maximum Pressure / Maximaler Druck
10 BAR (145 PSI)

È possibile intercambiare il blochetto portapunzone con il modello 8021.0002, che permette di avvicinare il punzone alla testa del dispositivo di 12 mm.

Possibility to exchange the punch holder with model 8021.0002, which allows to move the punch 12 mm closer to the front of the retainer.

Durch das Austauschen der Stempelhalteplatte in die 8021.0002 kann der Lochstempel dem Fuß der Vorrichtung um 12 mm näher gebracht werden.

CODE	DESCRIPTION	Q.TY
8021.0002.0010	PORTA PUNZONE / PUNCH HOLDER / TRÄGERPLATTE	1*OPTION
8021.0002.0013	PORTA PUNZONE / PUNCH HOLDER / TRÄGERPLATTE	1*OPTION
8021.0002.0016	PORTA PUNZONE / PUNCH HOLDER / TRÄGERPLATTE	1*OPTION
8021.0002.0020	PORTA PUNZONE / PUNCH HOLDER / TRÄGERPLATTE	1*OPTION
8021.0002.0025	PORTA PUNZONE / PUNCH HOLDER / TRÄGERPLATTE	1*OPTION
8021.0002.0032	PORTA PUNZONE / PUNCH HOLDER / TRÄGERPLATTE	1*OPTION
8021.0002.0040	PORTA PUNZONE / PUNCH HOLDER / TRÄGERPLATTE	1*OPTION

8021.0002... PORTA PUNZONE / PUNCH HOLDER / TRÄGERPLATTE

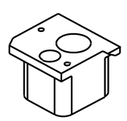

MODELLO D'ORDINE / ORDER EXAMPLE / BESTELLBEISPIEL

MODEL **1003** DIAMETER PUNCH **0010** OPTION CODE **8021.0002.0010**

1004 - PORTAPUNZONE ESCLUDIBILE PER PUNZONI A TESTA CILINDRICA TONDI

RETRACTABLE RETAINER FOR HEADED ROUND PUNCHES / AUSWECHSELBARE STEMPELHALTEPLATTEN FÜR LOCHSTEMPEL ISO8020 OHNE VERDREHSCHUTZ

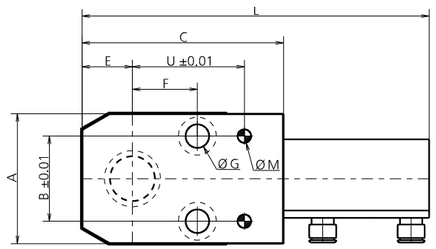

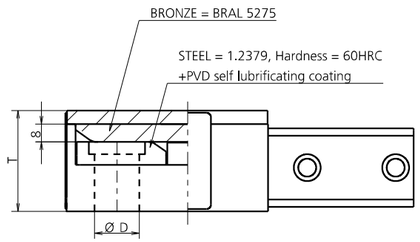

MODEL	D	L	A	B	C	E	F	H	U	G	M
1004.0010	10	128	46	30	73	18	25	45	41	M8	5.8
1004.0013	13	128	49	30	73	18	25	45	41	M10	5.8
1004.0016	16	128	49	30	73	18	25	45	41	M10	5.8
1004.0020	20	155	58	38	90	23	29	45	45	M10	5.8
1004.0025	25	155	58	38	90	23	29	45	45	M10	5.8
1004.0032	32	208	80	56	125	33	38	55	60	M12	7.8
1004.0040	40	208	80	56	125	33	38	55	60	M12	7.8

I portapunzoni escludibili Newstark vengono forniti comprensivi di viti, spine, cilindro ad aria con microsensore e relativi attacchi dell'aria. I tubi dell'aria Ø 6mm non sono inclusi nella fornitura.

Newstark retractable retainers include all necessary screws, dowels, air cylinder with microsensor and its fittings. Tubing Ø 6 mm are not included.

Zum Lieferumfang gehören alle notwendigen Schrauben und Stecker sowie ein mit Mikrosensor versehener Luftzylinder und die dazugehörigen Ventile. Die Luftschläuche Ø 6mm gehören nicht zum Lieferumfang.

Corsa del Punzone / Punch Stroke / Stempelhub
8 mm

Pressione d'aria consigliata / Recommended air pressure / Empfohlener Druck für den Luftzylinder
4,5-5,2 BAR (65-75 PSI)

Pressione Minima / Minimum Pressure / Mindestdruck
3,15 BAR (45 PSI)

Pressione Massima / Maximum Pressure / Maximaler Druck
10 BAR (145 PSI)

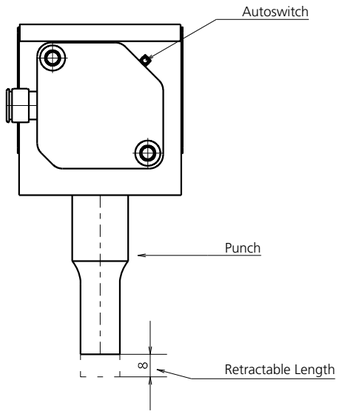

MODELLO D'ORDINE / ORDER EXAMPLE / BESTELLBEISPIEL

MODEL **1004** DIAMETER PUNCH **0010**

1005 - PORTAPUNZONE ESCLUDIBILE PER PUNZONI A TESTA CILINDRICA SAGOMATI

RETRACTABLE RETAINER FOR HEADED SHAPED PUNCHES / AUSWECHSELBARE STEMPELHALTEPLATTEN FÜR LOCHSTEMPEL ISO8020 MIT VERDREHSCHUTZ

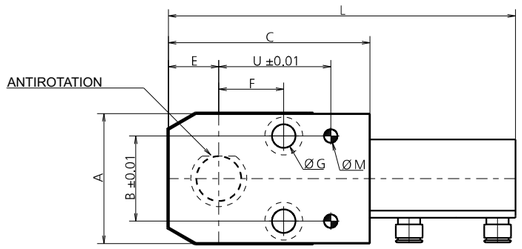

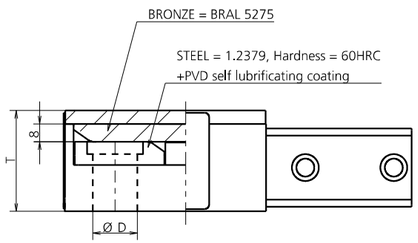

MODEL	D	L	A	B	C	E	F	H	U	G	M
1005.0010	10	128	46	30	73	18	25	45	41	M8	5.8
1005.0013	13	128	49	30	73	18	25	45	41	M10	5.8
1005.0016	16	128	49	30	73	18	25	45	41	M10	5.8
1005.0020	20	155	58	38	90	23	29	45	45	M10	5.8
1005.0025	25	155	58	38	90	23	29	45	45	M10	5.8
1005.0032	32	208	80	56	125	33	38	55	60	M12	7.8
1005.0040	40	208	80	56	125	33	38	55	60	M12	7.8

I portapunzoni escludibili Newstark vengono forniti comprensivi di viti, spine, cilindro ad aria con microsensore e relativi attacchi dell'aria. I tubi dell'aria Ø 6mm non sono inclusi nella fornitura.

Newstark retractable retainers include all necessary screws, dowels, air cylinder with microsensor and its fittings. Tubing Ø 6 mm are not included.

Zum Lieferumfang gehören alle notwendigen Schrauben und Stecker sowie ein mit Mikrosensor versehener Luftzylinder und die dazugehörigen Ventile. Die Luftschläuche Ø 6mm gehören nicht zum Lieferumfang.

Corsa del Punzone / Punch Stroke / Stempelhub
8 mm

Pressione d'aria consigliata / Recommended air pressure / Empfohlener Druck für den Luftzylinder
4,5-5,2 BAR (65-75 PSI)

Pressione Minima / Minimum Pressure / Mindestdruck
3,15 BAR (45 PSI)

Pressione Massima / Maximum Pressure / Maximaler Druck
10 BAR (145 PSI)

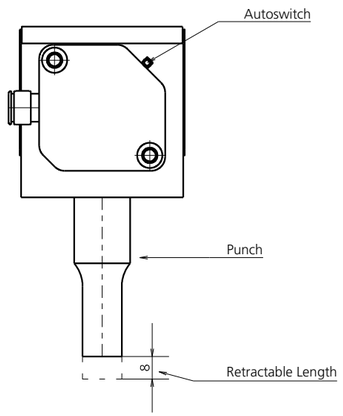

MODELLO D'ORDINE / ORDER EXAMPLE / BESTELLBEISPIEL

MODEL **1005** DIAMETER PUNCH **0010**

1031 - PORTAPUNZONE QUADRATO PER TONDO ISO8020

SQUARED PUNCH HOLDER FOR ROUNDED ISO8020 / VIERECKIGER STEMPELHALTER FÜR RUNDUNG ISO8020

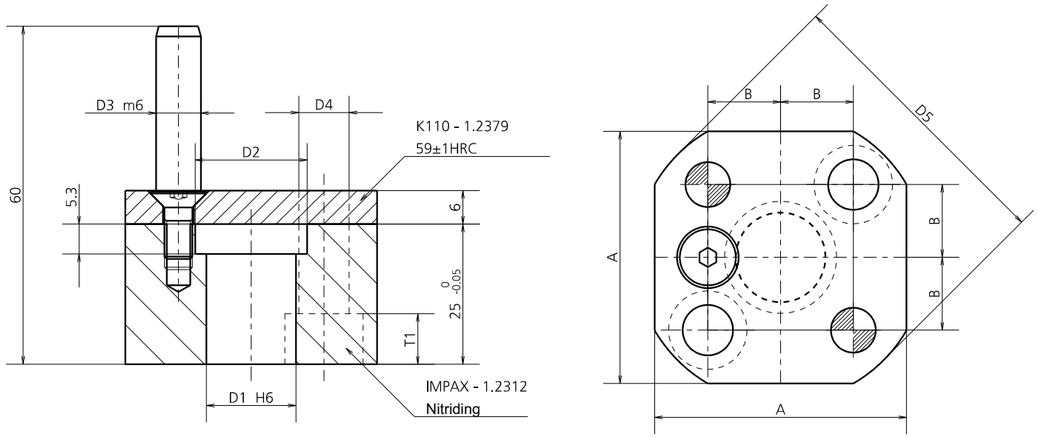

MODEL	A	B	D1	D2	D3	D4	D5	T1
1031.0006	45	13	6	10	8	9	52	9
1031.0010	45	13	10	14	8	9	52	9
1031.0013	45	13	13	17	8	9	52	9
1031.0016	45	13	16	20	8	9	52	9
1031.0020	56	16	20	25	10	11	65	11
1031.0025	63	20	25	30	10	13	80	13
1031.0032	63	20	32	37	10	13	80	13

POSSIBILI APPLICAZIONI / POSSIBLE APPLICATIONS / MÖGLICHE ANWENDUNGEN

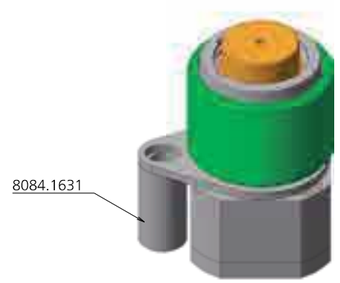

POSSIBILITÀ DI UTILIZZO CON STARK STRIP
POSSIBILITY TO USE WITH STARK STRIP / ANWENDUNGSMÖGLICHKEITEN MIT STARK STRIP

CODE	DESCRIPTION	Q.TY
8084.1631	DISTANZIALE / SPACER / ABSTANDHALTER	1*OPTION

MODELLO D'ORDINE / ORDER EXAMPLE / BESTELLBEISPIEL

MODEL **1031** DIAMETER PUNCH **0010**

1032 - PORTAPUNZONE QUADRATO CON ANTIROTAZIONE PER ISO8020

SQUARED PUNCH HOLDER WITH ANTI-ROTATION SYSTEM FOR ISO8020 / VIERECKIGER STEMPELHALTER MIT VERDREHSICHERUNG ISO8020

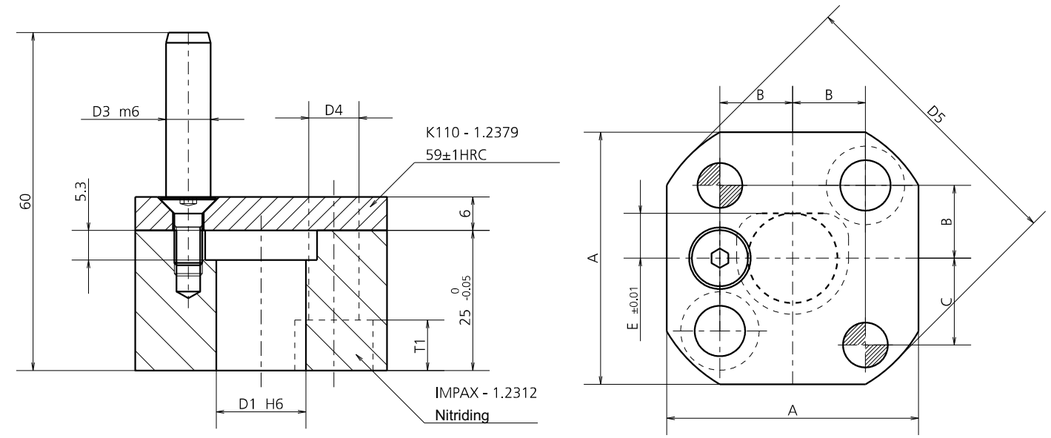

MODEL	A	B	C	D1	D3	D4	D5	E	T1
1032.0006	45	13	15.5	6	8	9	52	3	9
1032.0010	45	13	15.5	10	8	9	52	5	9
1032.0013	45	13	15.5	13	8	9	52	6.5	9
1032.0016	45	13	15.5	16	8	9	52	8	9
1032.0020	56	16	19	20	10	11	65	10	11
1032.0025	63	20	22.5	25	10	13	80	12.5	13
1032.0032	63	20	22.5	32	10	13	80	16	13

POSSIBILI APPLICAZIONI / POSSIBLE APPLICATIONS / MÖGLICHE ANWENDUNGEN

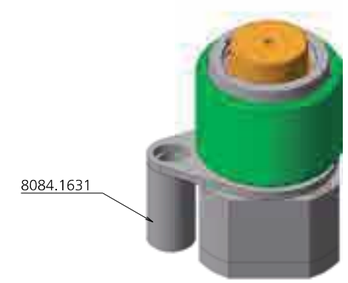

POSSIBILITÀ DI UTILIZZO CON STARK STRIP
POSSIBILITY TO USE WITH STARK STRIP / ANWENDUNGSMÖGLICHKEITEN MIT STARK STRIP

CODE	DESCRIPTION	Q.TY
8084.1631	DISTANZIALE / SPACER / ABSTANDHALTER	1*OPTION

MODELLO D'ORDINE / ORDER EXAMPLE / BESTELLBEISPIEL

MODEL **1032** DIAMETER PUNCH **0010**

1033 - PORTAPUNZONE QUADRATO PER COLLO DI TROMBONE TONDO

SQUARED PUNCH HOLDER FOR ROUNDED BOTTLE NECK / VIERECKIGER STEMPELHALTER FÜR RUNDEN POSAUNENHALS

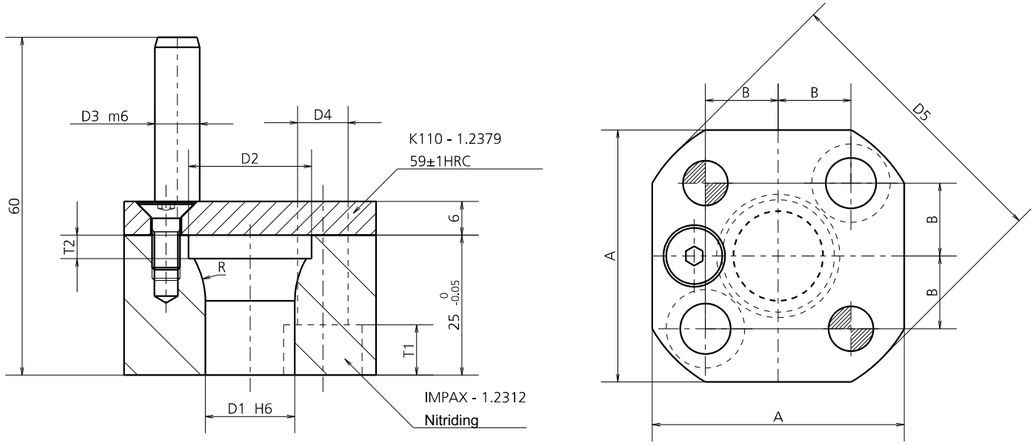

MODEL	A	B	D1	D2	D3	D4	D5	R	T1	IT2
1033.0006	45	13	6	11	8	9	52	10	9	4.2
1033.0008	45	13	8	13	8	9	52	12	9	4.2
1033.0010	45	13	10	16	8	9	52	15	9	4.2
1033.0012	45	13	12	18	8	9	52	15	9	4.2
1033.0016	45	13	16	22	8	9	52	15	9	4.2

POSSIBILI APPLICAZIONI / POSSIBLE APPLICATIONS / MÖGLICHE ANWENDUNGEN

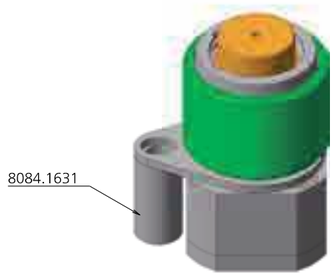

POSSIBILITÀ DI UTILIZZO CON STARK STRIP
POSSIBILITY TO USE WITH STARK STRIP / ANWENDUNGSMÖGLICHKEITEN MIT STARK STRIP

SOLO PER / ONLY FOR / NUR FÜR: **1033.0010, 1033.0016**

CODE	DESCRIPTION	Q.TY
8084.1631	DISTANZIALE / SPACER / ABSTABDHALTER	1*OPTION

MODELLO D'ORDINE / ORDER EXAMPLE / BESTELLBEISPIEL

MODEL **1033** DIAMETER PUNCH **0010**

1034 - PORTAPUNZONE QUADRATO PER BALLOCK HEAVY DUTY

SQUARED PUNCH HOLDER FOR BALLOCK HEAVY DUTY / VIERECKIGER STEMPELHALTER FÜR BALLOCK HEAVY DUTY

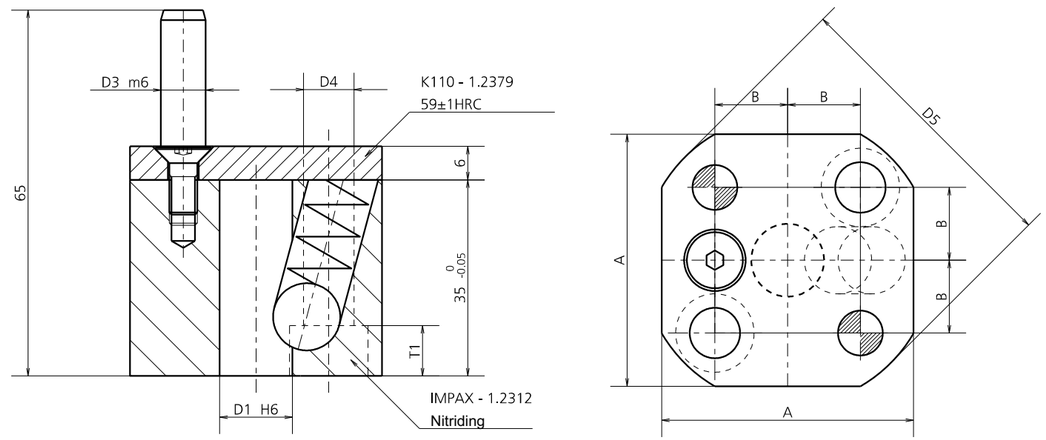

MODEL	A	B	D1	D3	D4	D5	T1
1034.0010	45	13	10	8	9	52	9
1034.0013	45	13	13	8	9	52	9
1034.0016	56	16	16	10	11	65	11
1034.0020	56	16	20	10	11	65	11
1034.0025	63	20	25	10	13	80	13
1034.0032	63	20	32	10	13	80	13

POSSIBILI APPLICAZIONI / POSSIBLE APPLICATIONS / MÖGLICHE ANWENDUNGEN



POSSIBILITÀ DI UTILIZZO CON STARK STRIP
POSSIBILITY TO USE WITH STARK STRIP / ANWENDUNGSMÖGLICHKEITEN MIT STARK STRIP

CODE	DESCRIPTION	Q.TY
8084.1641	DISTANZIALE / SPACER / ABSTANDHALTER	1*OPTION

MODELLO D'ORDINE / ORDER EXAMPLE / BESTELLBEISPIEL

MODEL **1034** DIAMETER PUNCH **0010**

1035 - PORTAPUNZONE QUADRATO PER BALLOCK LIGHT DUTY

SQUARED PUNCH HOLDER FOR BALLOCK LIGHT DUTY / VIERECKIGER STEMPELHALTER FÜR BALLOCK LIGHT DUTY

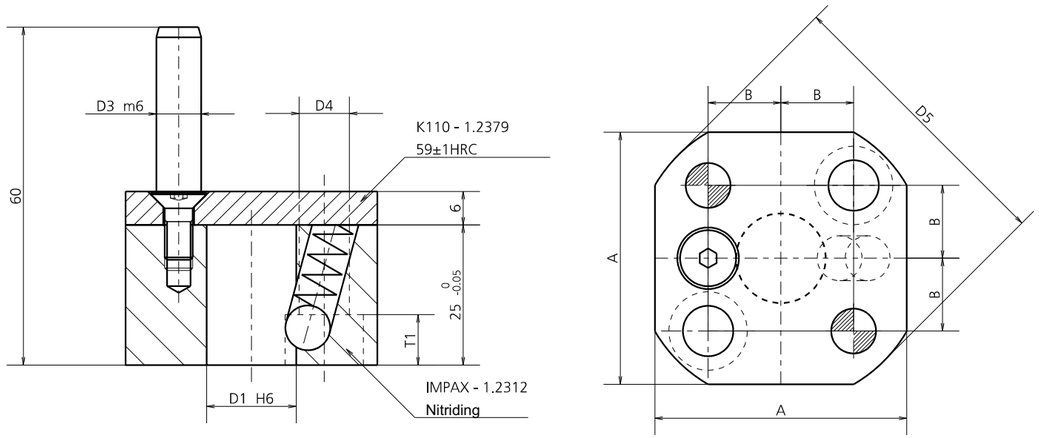

MODEL	A	B	D1	D3	D4	D5	T1
1035.0006	45	13	6	8	9	52	9
1035.0010	45	13	10	8	9	52	9
1035.0013	45	13	13	8	9	52	9
1035.0016	45	13	16	8	9	52	9
1035.0020	56	16	20	10	11	65	11
1035.0025	63	20	25	10	13	80	13
1035.0032	63	20	32	10	13	80	13

POSSIBILI APPLICAZIONI / POSSIBLE APPLICATIONS / MÖGLICHE ANWENDUNGEN

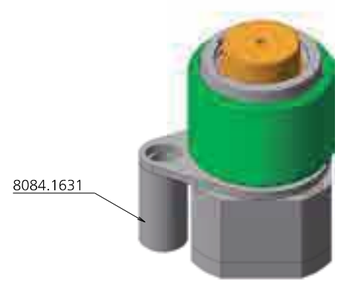

POSSIBILITÀ DI UTILIZZO CON STARK STRIP
POSSIBILITY TO USE WITH STARK STRIP / ANWENDUNGSMÖGLICHKEITEN MIT STARK STRIP

CODE	DESCRIPTION	Q.TY
8084.1631	DISTANZIALE / SPACER / ABSTANDHALTER	1*OPTION

MODELLO D'ORDINE / ORDER EXAMPLE / BESTELLBEISPIEL

MODEL **1035** DIAMETER PUNCH **0010**

1036 - PORTAPUNZONE QUADRATO CON ANTIROTAZIONE PER COLLO DI TROMBONE

SQUARED PUNCH HOLDER WITH ANTI-ROTATION SYSTEM FOR BOTTLE NECK
VIERECKIGER STEMPELHALTER MIT VERDREHSICHERUNG FÜR POSAUNENHALS

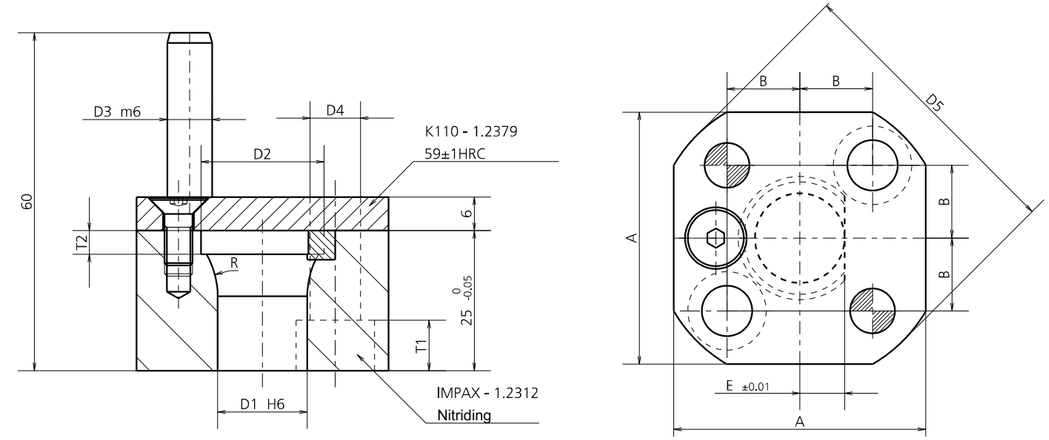

MODEL	A	B	D1	D2	D3	D4	D5	E	R	T1	T2
1036.0006	45	13	6	11	8	9	52	3	10	9	4.2
1036.0008	45	13	8	13	8	9	52	4	12	9	4.2
1036.0010	45	13	10	16	8	9	52	5	15	9	4.2
1036.0012	45	13	12	18	8	9	52	6	15	9	4.2
1036.0016	45	13	16	22	8	9	52	8	15	9	4.2

POSSIBILI APPLICAZIONI / POSSIBLE APPLICATIONS / MÖGLICHE ANWENDUNGEN

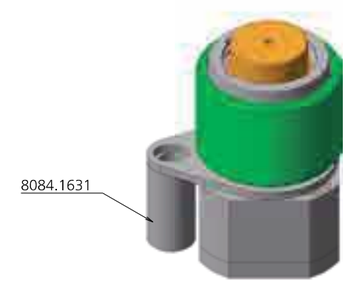

POSSIBILITÀ DI UTILIZZO CON STARK STRIP
POSSIBILITY TO USE WITH STARK STRIP / ANWENDUNGSMÖGLICHKEITEN MIT STARK STRIP

SOLO PER / ONLY FOR / NUR FÜR: **1036.0010, 1036.0016**

CODE	DESCRIPTION	Q.TY
8084.1631	DISTANZIALE / SPACER / ABSTANDHALTER	1*OPTION

MODELLO D'ORDINE / ORDER EXAMPLE / BESTELLBEISPIEL

MODEL **1036** DIAMETER PUNCH **0010**

1041 - PORTAPUNZONE TRIANGOLARE PER TONDO ISO8020

TRIANGULAR PUNCH HOLDER FOR ROUNDED ISO8020 / DREIECKIGER LOCHSTEMPELTRÄGER FÜR RUNDUNG ISO8020

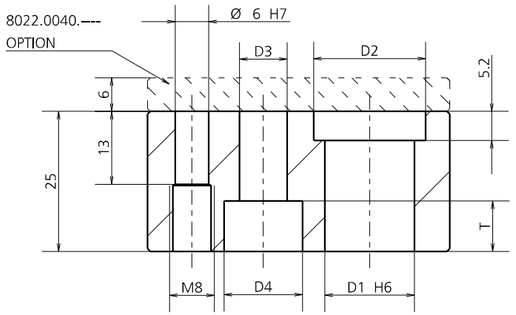

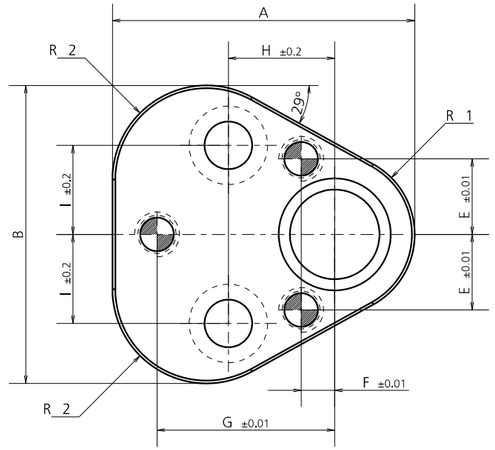

MODEL	A	B	D1	D2	D3	D4	E	F	G	H	I	T	R1	R2
1041.0006	35	37.5	6	11	6.5	11.5	8	9	23	19	11.1	7	8	8
1041.0008	44.5	43.7	8	13	9	15	9	7.5	26.925	19	11.1	9	9.5	12
1041.0010	44.5	43.7	10	14	9	15	9	7.5	26.925	19	11.1	9	9.5	12
1041.0013	50.8	50	13	17	9	15	12	6.5	29.97	19	14.3	9	12.7	15.2
1041.0016	54	53.2	16	20	9	15	13.5	6	31.75	19	15.9	9	14.3	16.8
1041.0020	60.3	59.5	20	24	11	18	16.5	5	33.53	19	17.5	11	17.5	20
1041.0025	69.9	69.1	25	29	13.5	20	22	7	40.64	23.8	19.8	13.5	22.2	24.7
1041.0032	69.9	69.1	32	36	13.5	20	22	7	40.64	23.8	19.8	13.5	22.2	24.7

CODE	DESCRIPTION	Q.TY
8022.0040.0006	PIASTRINA / PLATE/ PLATTE Ø6	1*OPTION
8022.0040.0810	PIASTRINA / PLATE/ PLATTE Ø8	1*OPTION
8022.0040.0810	PIASTRINA / PLATE/ PLATTE Ø10	1*OPTION
8022.0040.0013	PIASTRINA / PLATE/ PLATTE Ø13	1*OPTION
8022.0040.0016	PIASTRINA / PLATE/ PLATTE Ø16	1*OPTION
8022.0040.0020	PIASTRINA / PLATE/ PLATTE Ø20	1*OPTION
8022.0040.2532	PIASTRINA / PLATE/ PLATTE Ø25	1*OPTION
8022.0040.2532	PIASTRINA / PLATE/ PLATTE Ø32	1*OPTION

POSSIBILI APPLICAZIONI / POSSIBLE APPLICATIONS / MÖGLICHE ANWENDUNGEN

POSSIBILITÀ DI UTILIZZO CON STARK STRIP
POSSIBILITY TO USE WITH STARK STRIP / ANWENDUNGSMÖGLICHKEITEN MIT STARK STRIP

MODELLO D'ORDINE / ORDER EXAMPLE / BESTELLBEISPIEL

MODEL **1041** DIAMETER PUNCH **0010** OPTION CODE **8022.0040.0810**

1042 - PORTAPUNZONE TRIANGOLARE CON ANTIROTAZIONE PER ISO8020

TRIANGULAR PUNCH HOLDER WITH ANTI-ROTATION SYSTEM FOR ISO8020 / DREIECKIGER LOCHSTEMPELTRÄGER MIT VERDREHSICHERUNG ISO8020

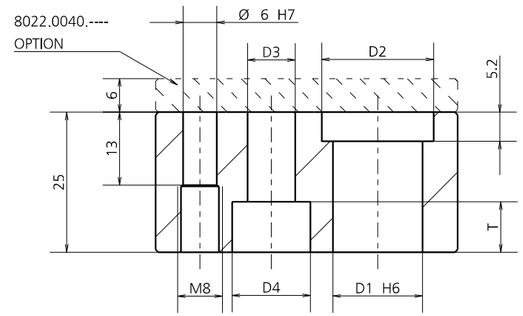

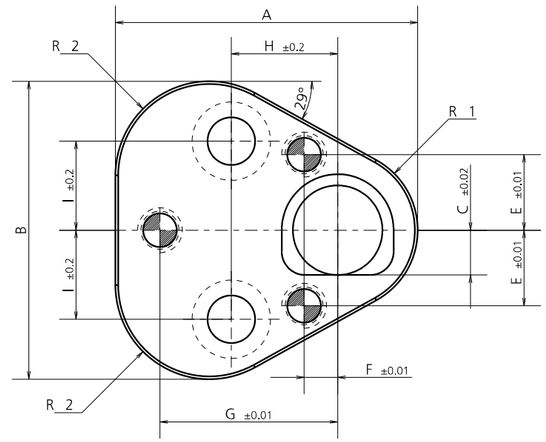

MODEL	A	B	C	D1	D2	D3	D4	E	F	G	H	I	T	R1	R2
1042.0006	35	37.5	3	6	11	6.5	11.5	8	9	23	19	11.1	7	8	8
1042.0008	44.5	43.7	4	8	13	9	15	9	7.5	26.925	19	11.1	9	9.5	12
1042.0010	44.5	43.7	5	10	14	9	15	9	7.5	26.925	19	11.1	9	9.5	12
1042.0013	50.8	50	6.5	13	17	9	15	12	6.5	29.97	19	14.3	9	12.7	15.2
1042.0016	54	53.2	8	16	20	9	15	13.5	6	31.75	19	15.9	9	14.3	16.8
1042.0020	60.3	59.5	10	20	24	11	18	16.5	5	33.53	19	17.5	11	17.5	20
1042.0025	69.9	69.1	12.5	25	29	13.5	20	22	7	40.64	23.8	19.8	13.5	22.2	24.7
1042.0032	69.9	69.1	16	32	36	13.5	20	22	7	40.64	23.8	19.8	13.5	22.2	24.7

CODE	DESCRIPTION	Q.TY
8022.0040.0006	PIASTRINA / PLATE/ PLATTE Ø6	1*OPTION
8022.0040.0810	PIASTRINA / PLATE/ PLATTE Ø8	1*OPTION
8022.0040.0810	PIASTRINA / PLATE/ PLATTE Ø10	1*OPTION
8022.0040.0013	PIASTRINA / PLATE/ PLATTE Ø13	1*OPTION
8022.0040.0016	PIASTRINA / PLATE/ PLATTE Ø16	1*OPTION
8022.0040.0020	PIASTRINA / PLATE/ PLATTE Ø20	1*OPTION
8022.0040.2532	PIASTRINA / PLATE/ PLATTE Ø25	1*OPTION
8022.0040.2532	PIASTRINA / PLATE/ PLATTE Ø32	1*OPTION

POSSIBILI APPLICAZIONI / POSSIBLE APPLICATIONS / MÖGLICHE ANWENDUNGEN

POSSIBILITÀ DI UTILIZZO CON STARK STRIP
POSSIBILITY TO USE WITH STARK STRIP / ANWENDUNGSMÖGLICHKEITEN MIT STARK STRIP

MODELLO D'ORDINE / ORDER EXAMPLE / BESTELLBEISPIEL

MODEL **1042** DIAMETER PUNCH **0010** OPTION CODE **8022.0040.0810**

1043 - PORTAPUNZONE TRIANGOLARE PER BALLOCK LIGHT DUTY

TRIANGULAR PUNCH HOLDER FOR BALLOCK LIGHT DUTY / DREIECKIGER LOCHSTEMPELTRÄGER FÜR BALLOCK LIGHT DUTY

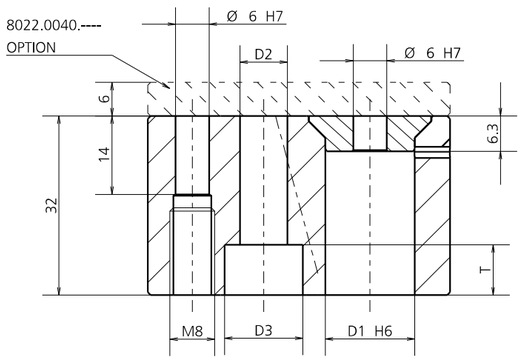

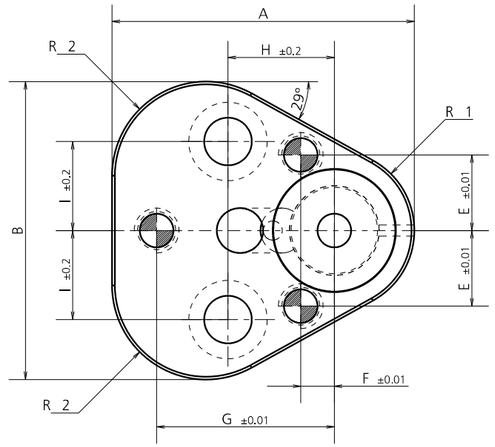

MODEL	A	B	D1	D2	D3	E	F	G	H	I	T	R1	R2
1043.0006	35	37.5	6	6.5	11	8	9	23	19	11.1	7	8	8
1043.0010	44.5	43.7	10	9	15	9	7.5	26.925	19	11.1	9	9.5	12
1043.0013	50.8	50	13	9	15	12	6.5	29.97	19	14.3	9	12.7	15.2
1043.0016	54	53.2	16	9	15	13.5	6	31.75	19	15.9	9	14.3	16.8
1043.0020	60.3	59.5	20	11	18	16.5	5	33.53	19	17.5	11	17.5	20
1043.0025	69.9	69.1	25	13.5	20	22	7	40.64	23.8	19.8	13.5	22.2	24.7
1043.0032	69.9	69.1	32	13.5	20	22	7	40.64	23.8	19.8	13.5	22.2	24.7
1043.0038	77.4	76.6	38	13.5	20	26	10	43.993	27	24	13.5	26	28.5

CODE	DESCRIPTION	Q.TY
8022.0040.0006	PIASTRINA / PLATE/ PLATTE Ø6	1*OPTION
8022.0040.0810	PIASTRINA / PLATE/ PLATTE Ø10	1*OPTION
8022.0040.0013	PIASTRINA / PLATE/ PLATTE Ø13	1*OPTION
8022.0040.0016	PIASTRINA / PLATE/ PLATTE Ø16	1*OPTION
8022.0040.0020	PIASTRINA / PLATE/ PLATTE Ø20	1*OPTION
8022.0040.2532	PIASTRINA / PLATE/ PLATTE Ø25	1*OPTION
8022.0040.2532	PIASTRINA / PLATE/ PLATTE Ø32	1*OPTION
8022.0040.3840	PIASTRINA / PLATE/ PLATTE Ø38	1*OPTION

POSSIBILI APPLICAZIONI / POSSIBLE APPLICATIONS / MÖGLICHE ANWENDUNGEN

POSSIBILITÀ DI UTILIZZO CON STARK STRIP
POSSIBILITY TO USE WITH STARK STRIP / ANWENDUNGSMÖGLICHKEITEN MIT STARK STRIP

MODELLO D'ORDINE / ORDER EXAMPLE / BESTELLBEISPIEL

MODEL **1043** DIAMETER PUNCH **0010** OPTION CODE **8022.0040.0810**

1044 - PORTAPUNZONE TRIANGOLARE PER BALLOCK HEAVY DUTY

TRIANGULAR PUNCH HOLDER FOR BALLOCK HEAVY DUTY / DREIECKIGER LOCHSTEMPELTRÄGER FÜR BALLOCK HEAVY DUTY

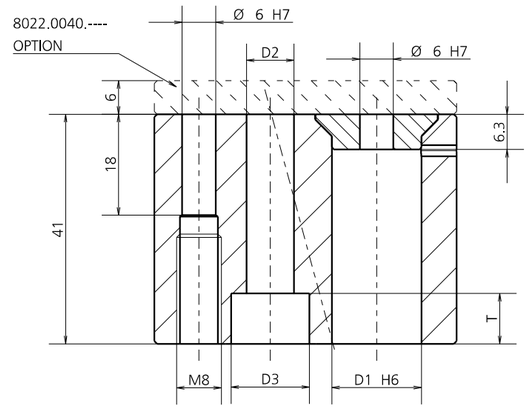

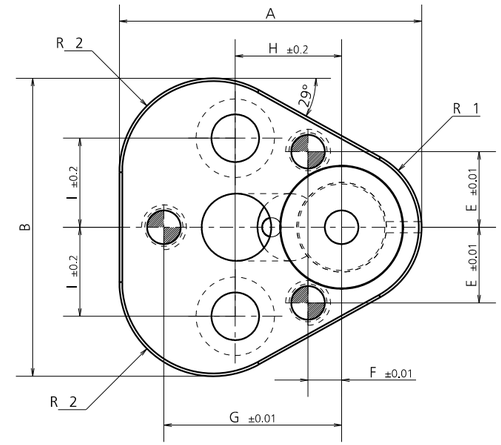

MODEL	A	B	D1	D2	D3	E	F	G	H	I	T	R1	R2
1044.0010	44.5	43.7	10	9	15	9	7.5	26.925	19	11.1	9	9.5	12
1044.0013	50.8	50	13	9	15	12	6.5	29.97	19	14.3	9	12.7	15.2
1044.0016	54	53.2	16	9	15	13.5	6	31.75	19	15.9	9	14.3	16.8
1044.0020	60.3	59.5	20	11	18	16.5	5	33.53	19	17.5	11	17.5	20
1044.0025	69.9	69.1	25	13.5	20	22	7	40.64	23.8	19.8	13.5	22.2	24.7
1044.0032	69.9	69.1	32	13.5	20	22	7	40.64	23.8	19.8	13.5	22.2	24.7
1044.0040	77.4	76.6	40	13.5	20	26	10	43.993	27	24	13.5	26	28.5

CODE	DESCRIPTION	Q.TY
8022.0040.0810	PIASTRINA / PLATE/ PLATTE Ø10	1*OPTION
8022.0040.0013	PIASTRINA / PLATE/ PLATTE Ø13	1*OPTION
8022.0040.0016	PIASTRINA / PLATE/ PLATTE Ø16	1*OPTION
8022.0040.0020	PIASTRINA / PLATE/ PLATTE Ø20	1*OPTION
8022.0040.2532	PIASTRINA / PLATE/ PLATTE Ø25	1*OPTION
8022.0040.2532	PIASTRINA / PLATE/ PLATTE Ø32	1*OPTION
8022.0040.3840	PIASTRINA / PLATE/ PLATTE Ø40	1*OPTION

POSSIBILI APPLICAZIONI / POSSIBLE APPLICATIONS / MÖGLICHE ANWENDUNGEN

POSSIBILITÀ DI UTILIZZO CON STARK STRIP
POSSIBILITY TO USE WITH STARK STRIP / ANWENDUNGSMÖGLICHKEITEN MIT STARK STRIP

MODELLO D'ORDINE / ORDER EXAMPLE / BESTELLBEISPIEL

MODEL **1044** DIAMETER PUNCH **0010** OPTION CODE **8022.0040.0810**

1045 - PORTAPUNZONE TRIANGOLARE PER COLLO DI TROMBONE TONDO

TRIANGULAR PUNCH HOLDER FOR ROUNDED BOTTLE NECK / DREIECKIGER LOCHSTEMPELTRÄGER FÜR RUNDEN POSAUNENHALS

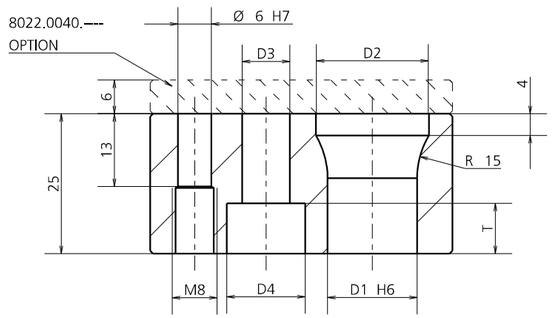

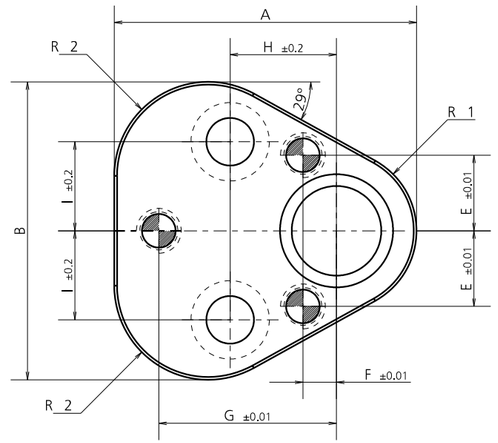

MODEL	A	B	D1	D2	D3	D4	E	F	G	H	I	T	R1	R2
1045.0010	44.5	43.7	10	14	9	15	9	7.5	26.925	19	11.1	9	9.5	12
1045.0013	50.8	50	13	17	9	15	12	6.5	29.97	19	14.3	9	12.7	15.2
1045.0016	54	53.2	16	20	9	15	13.5	6	31.75	19	15.9	9	14.3	16.8
1045.0020	60.3	59.5	20	25	11	18	16.5	5	33.53	19	17.5	11	17.5	20
1045.0025	69.9	69.1	25	30	13.5	20	22	7	40.64	23.8	19.8	13.5	22.2	24.7

CODE	DESCRIPTION	Q.TY
8022.0040.0810	PIASTRINA / PLATE/ PLATTE Ø10	1*OPTION
8022.0040.0013	PIASTRINA / PLATE/ PLATTE Ø13	1*OPTION
8022.0040.0016	PIASTRINA / PLATE/ PLATTE Ø16	1*OPTION
8022.0040.0020	PIASTRINA / PLATE/ PLATTE Ø20	1*OPTION
8022.0040.2532	PIASTRINA / PLATE/ PLATTE Ø25	1*OPTION

POSSIBILI APPLICAZIONI / POSSIBLE APPLICATIONS / MÖGLICHE ANWENDUNGEN

POSSIBILITÀ DI UTILIZZO CON STARK STRIP
POSSIBILITY TO USE WITH STARK STRIP / ANWENDUNGSMÖGLICHKEITEN MIT STARK STRIP

MODELLO D'ORDINE / ORDER EXAMPLE / BESTELLBEISPIEL

MODEL **1045** DIAMETER PUNCH **0010** OPTION CODE **8022.0040.0810**

1046 - PORTAPUNZONE TRIANGOLARE CON ANTIROTAZIONE PER COLLO DI TROMBONE

TRIANGULAR PUNCH HOLDER WITH ANTI-ROTATION SYSTEM FOR BOTTLE NECK
DREIECKIGER LOCHSTEMPELTRÄGER MIT VERDREHSICHERUNG FÜR POSAUNENHALS

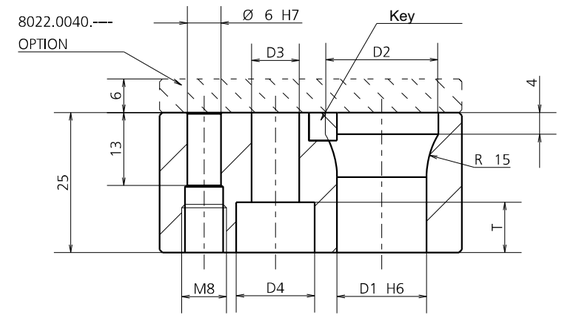

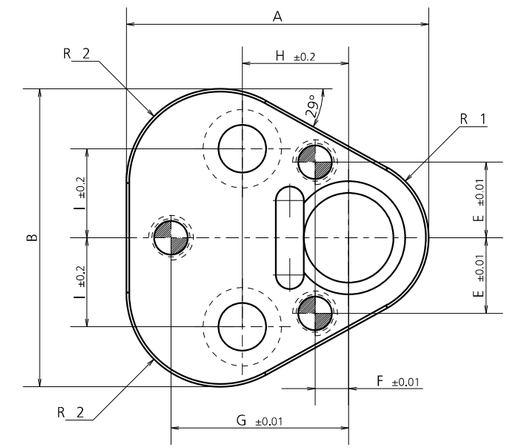

MODEL	A	B	D1	D2	D3	D4	E	F	G	H	I	T	R1	R2
1046.0010	44.5	43.7	10	14	9	15	9	7.5	26.925	19	11.1	9	9.5	12
1046.0013	50.8	50	13	17	9	15	12	6.5	29.97	19	14.3	9	12.7	15.2
1046.0016	54	53.2	16	20	9	15	13.5	6	31.75	19	15.9	9	14.3	16.8
1046.0020	60.3	59.5	20	25	11	18	16.5	5	33.53	19	17.5	11	17.5	20
1046.0025	69.9	69.1	25	30	13.5	20	22	7	40.64	23.8	19.8	13.5	22.2	24.7

CODE	DESCRIPTION	Q.TY
8022.0040.0810	PIASTRINA / PLATE/ PLATTE Ø10	1*OPTION
8022.0040.0013	PIASTRINA / PLATE/ PLATTE Ø13	1*OPTION
8022.0040.0016	PIASTRINA / PLATE/ PLATTE Ø16	1*OPTION
8022.0040.0020	PIASTRINA / PLATE/ PLATTE Ø20	1*OPTION
8022.0040.2532	PIASTRINA / PLATE/ PLATTE Ø25	1*OPTION

POSSIBILI APPLICAZIONI / POSSIBLE APPLICATIONS / MÖGLICHE ANWENDUNGEN

POSSIBILITÀ DI UTILIZZO CON STARK STRIP
POSSIBILITY TO USE WITH STARK STRIP / ANWENDUNGSMÖGLICHKEITEN MIT STARK STRIP

MODELLO D'ORDINE / ORDER EXAMPLE / BESTELLBEISPIEL

MODEL **1046** DIAMETER PUNCH **0010** OPTION CODE **8022.0040.0810**

PORTAPUNZONI REGOLABILI

ADJUSTABLE PUNCH HOLDERS / VERSTELLBARE STEMPELHALTEPLATTEN

DISEGNO DEL MONTAGGIO / MOUNTING DESIGN / MONTAGEZEICHNUNG

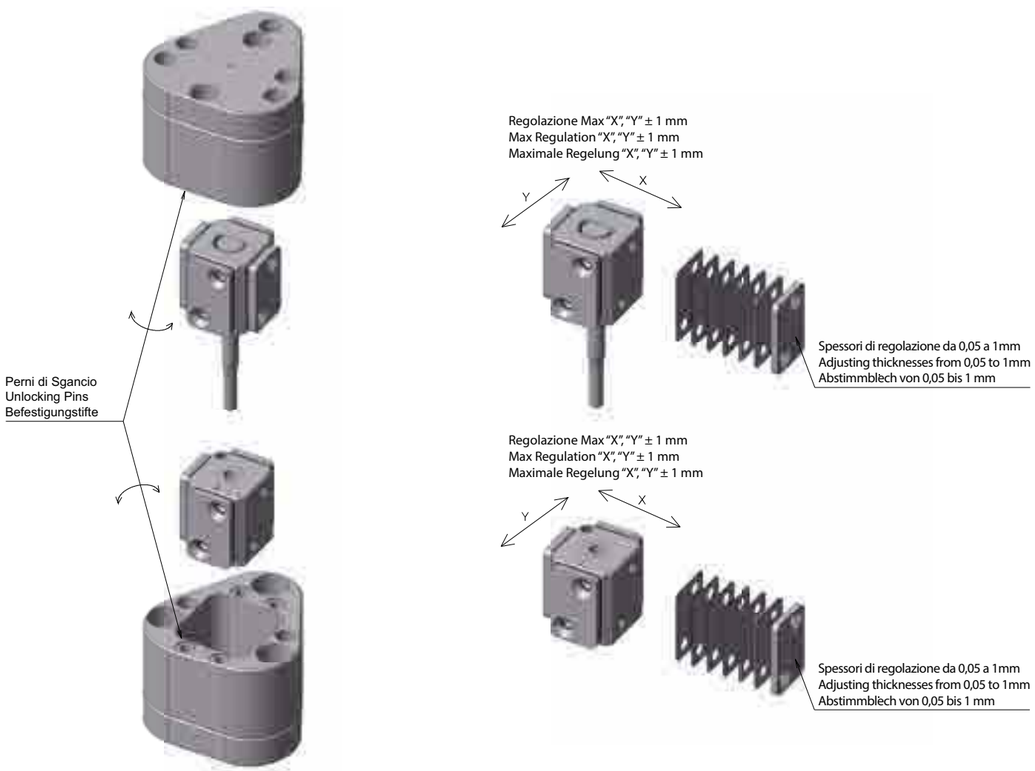

1011.0100 - PORTAPUNZONE REGOLABILE

ADJUSTABLE PUNCH HOLDER / VERSTELLBARE STEMPELHALTEPLATTEN

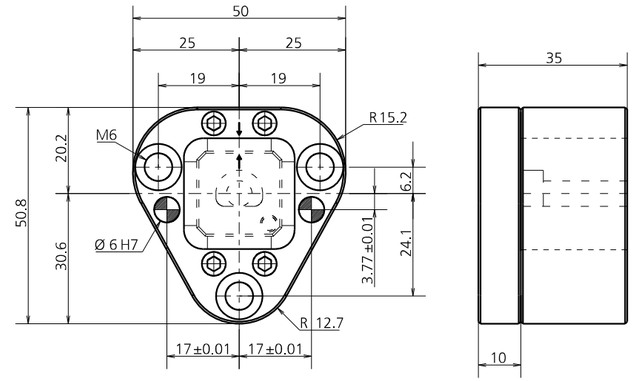

CODE	DESCRIPTION
1011.0100	ADJUSTABLE PUNCH HOLDER

CODE	PUNCH	Q.TY
1071.0105	ISO8020 Ø5	1*CHOOSE
1071.0106	ISO8020 Ø6	1*CHOOSE
1071.0108	ISO8020 Ø8	1*CHOOSE

1071.01

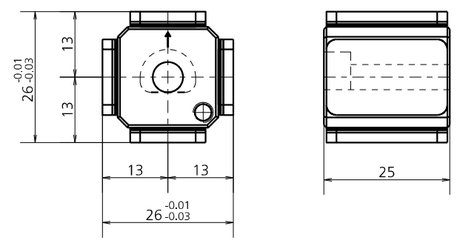

MODELLO D'ORDINE / ORDER EXAMPLE / BESTELLBEISPIEL

MODEL **1011.0100** OPTION CODE **1071.0105**

1012.0100 - PORTAPUNZONE REGOLABILE

ADJUSTABLE PUNCH HOLDER / VERSTELLBARE STEMPELHALTEPLATTEN

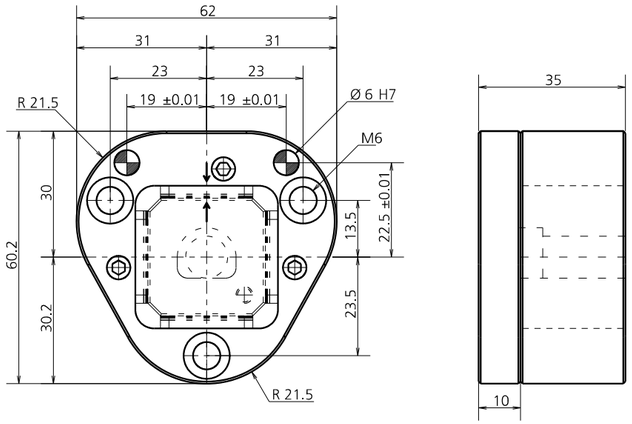

CODE	DESCRIPTION
1012.0100	ADJUSTABLE PUNCH HOLDER

CODE	PUNCH	Q.TY
1072.0110	ISO8020 Ø10	1*CHOOSE
1072.0113	ISO8020 Ø13	1*CHOOSE
1072.0116	ISO8020 Ø16	1*CHOOSE

1072.01__

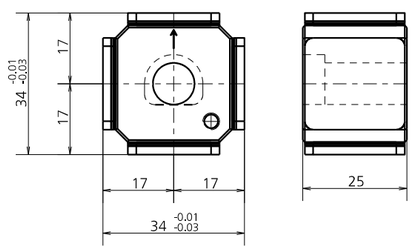

CODE	PUNCH	Q.TY
1072.0206	BALLOCK LIGHT DUTY Ø6	1*CHOOSE

1072.02__

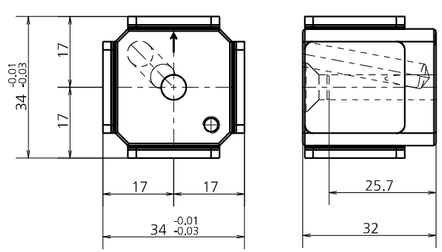

MODELLO D'ORDINE / ORDER EXAMPLE / BESTELLBEISPIEL

MODEL **1012.0100** OPTION CODE **1072.0110**

1013.0100 - PORTAPUNZONE REGOLABILE

ADJUSTABLE PUNCH HOLDER / VERSTELLBARE STEMPELHALTEPLATTEN

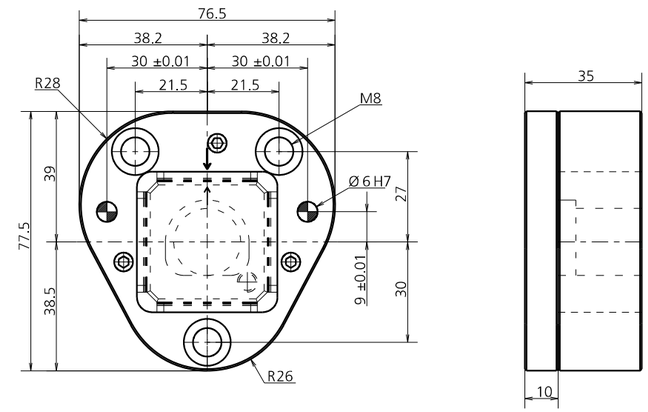

CODE	DESCRIPTION
1013.0100	ADJUSTABLE PUNCH HOLDER

CODE	PUNCH	Q.TY
1073.0120	ISO8020 Ø20	1*CHOOSE
1073.0125	ISO8020 Ø25	1*CHOOSE

1073.01__

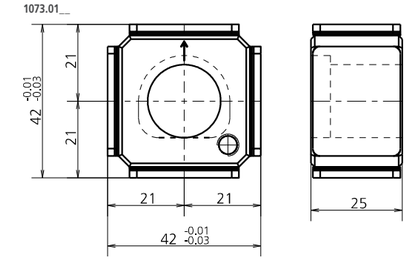

CODE	PUNCH	Q.TY
1073.0210	BALLOCK LIGHT DUTY Ø10	1*CHOOSE
1073.0213	BALLOCK LIGHT DUTY Ø13	1*CHOOSE
1073.0216	BALLOCK LIGHT DUTY Ø16	1*CHOOSE
1073.0220	BALLOCK LIGHT DUTY Ø20	1*CHOOSE

1073.02__

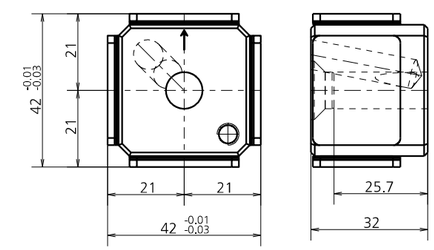

CODE	PUNCH	Q.TY
1073.0310	BALLOCK HEAVY DUTY Ø10	1*CHOOSE
1073.0313	BALLOCK HEAVY DUTY Ø13	1*CHOOSE

1073.03__

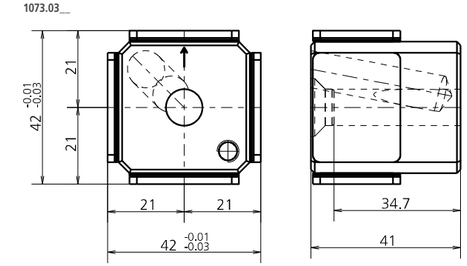

MODELLO D'ORDINE / ORDER EXAMPLE / BESTELLBEISPIEL

MODEL **1013.0100** OPTION CODE **1073.0310**

1014.0100 - PORTAPUNZONE REGOLABILE

ADJUSTABLE PUNCH HOLDER / VERSTELLBARE STEMPELHALTEPLATTEN

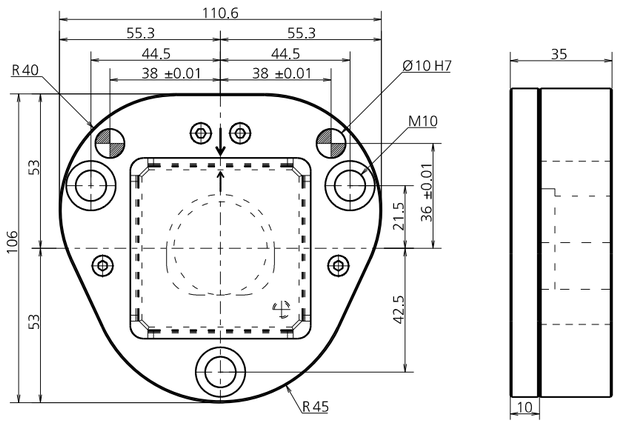

CODE	DESCRIPTION
1014.0100	ADJUSTABLE PUNCH HOLDER

CODE	PUNCH	Q.TY
1074.0132	ISO8020 Ø32	1*CHOOSE
1074.0140	ISO8020 Ø40	1*CHOOSE

1074.01__

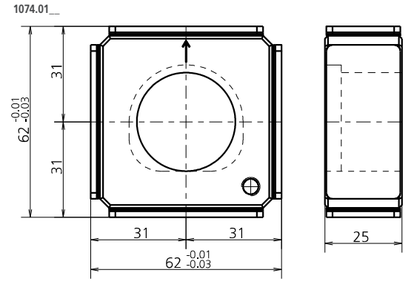

CODE	PUNCH	Q.TY
1074.0225	BALLOCK LIGHT DUTY Ø25	1*CHOOSE
1074.0232	BALLOCK LIGHT DUTY Ø32	1*CHOOSE
1074.0238	BALLOCK LIGHT DUTY Ø38	1*CHOOSE

1074.02__

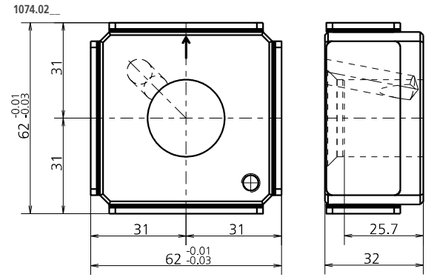

CODE	PUNCH	Q.TY
1074.0316	BALLOCK HEAVY DUTY Ø16	1*CHOOSE
1074.0320	BALLOCK HEAVY DUTY Ø20	1*CHOOSE
1074.0325	BALLOCK HEAVY DUTY Ø25	1*CHOOSE
1074.0332	BALLOCK HEAVY DUTY Ø32	1*CHOOSE
1074.0340	BALLOCK HEAVY DUTY Ø40	1*CHOOSE

1074.03__

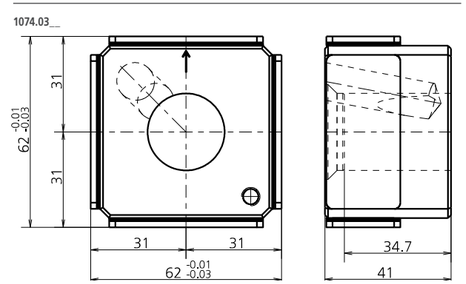

MODELLO D'ORDINE / ORDER EXAMPLE / BESTELLBEISPIEL

MODEL **1014.0100** OPTION CODE **1074.0232**

1021 - PORTA MATRICE REGOLABILE

ADJUSTABLE MATRIX HOLDER / VERSTELLBARE MATRIXHALTEPLATTEN

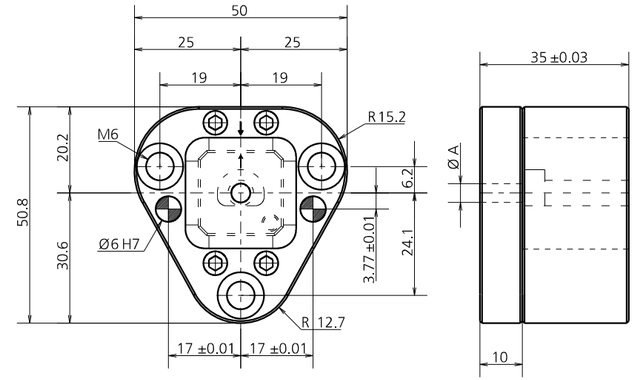

MODEL	MATRIX	Q.TY	Ø A	
1021.0000	SBOZZATA / BLANK / ROHLING	1	1	1021.0000+1071.0000
1021.0108	ISO 8977 Ø8	1	4.5	1021.0108+1071.0108

CODE	MATRIX	Q.TY
1071.0000	SBOZZATA / BLANK / ROHLING	1*OPTION
1071.0108	ISO 8977 Ø8	1*OPTION

1071.0000

MATERIALE / MATERIAL / MATERIAL
1.2379 60 HRC

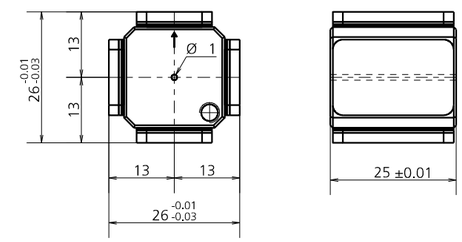

1071.01__

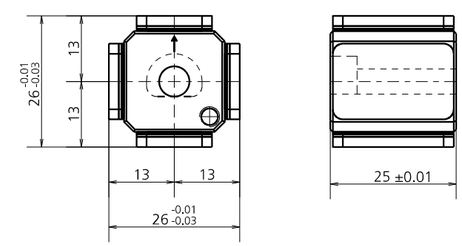

MODELLO D'ORDINE / ORDER EXAMPLE / BESTELLBEISPIEL

MODEL **1021.0000** OPTION CODE **1071.0000**

1022 - PORTA MATRICE REGOLABILE

ADJUSTABLE MATRIX HOLDER / VERSTELLBARE MATRIXHALTEPLATTEN

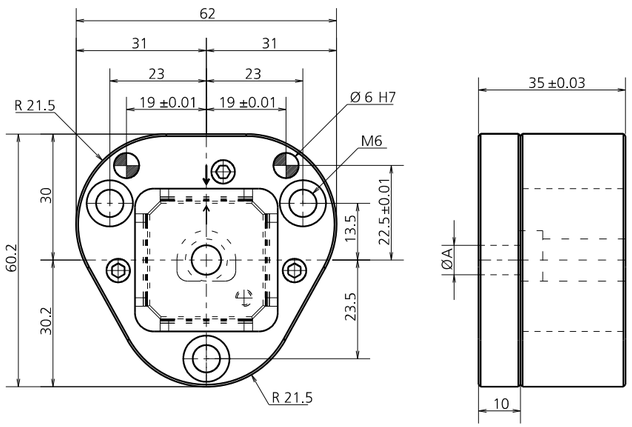

MODEL	MATRIX	Q.TY	Ø A	
1022.0000	SBOZZATA / BLANK / ROHLING	1	1	1022.0000+1072.0000
1022.0110	ISO 8977 Ø10	1	7	1022.0110+1072.0110
1022.0113	ISO 8977 Ø13	1	9	1022.0113+1072.0113
1022.0116	ISO 8977 Ø16	1	10.5	1022.0116+1072.0116

CODE	MATRIX	Q.TY
1072.0000	SBOZZATA / BLANK / ROHLING	1*OPTION
1072.0110	ISO 8977 Ø10	1*OPTION
1072.0113	ISO 8977 Ø13	1*OPTION
1072.0116	ISO 8977 Ø16	1*OPTION

1072.0000

MATERIALE / MATERIAL / MATERIAL
1.2379 60 HRC

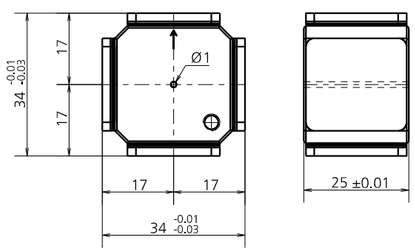

1072.01__

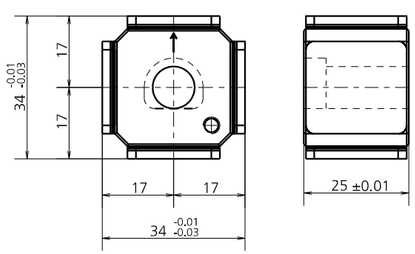

MODELLO D'ORDINE / ORDER EXAMPLE / BESTELLBEISPIEL

MODEL **1022.0000** OPTION CODE **1072.0000**

1023 - PORTA MATRICE REGOLABILE

ADJUSTABLE MATRIX HOLDER / VERSTELLBARE MATRIXHALTEPLATTEN

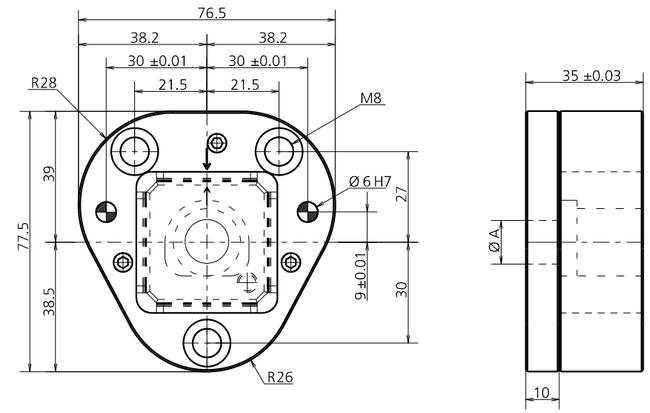

MODEL	MATRIX	Q.TY	Ø A	
1023.0000	SBOZZATA / BLANK / ROHLING	1	1	1023.0000+1073.0000
1023.0120	ISO 8977 Ø20	1	13	1023.0120+1073.0120
1023.0125	ISO 8977 Ø25	1	18.5	1023.0125+1073.0125

CODE	MATRIX	Q.TY
1073.0000	SBOZZATA / BLANK / ROHLING	1*OPTION
1073.0120	ISO 8977 Ø20	1*OPTION
1073.0125	ISO 8977 Ø25	1*OPTION

1073.0000

MATERIALE / MATERIAL / MATERIAL
1.2379 60 HRC

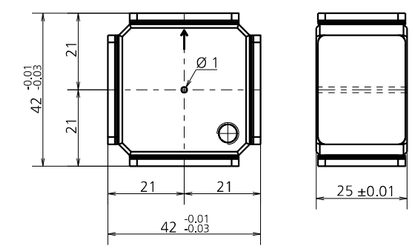

1073.01__

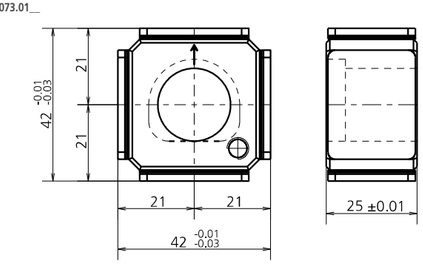

MODELLO D'ORDINE / ORDER EXAMPLE / BESTELLBEISPIEL

MODEL **1023.0000** OPTION CODE **1073.0000**

1024 - PORTA MATRICE REGOLABILE

ADJUSTABLE MATRIX HOLDER / VERSTELLBARE MATRIXHALTEPLATTEN

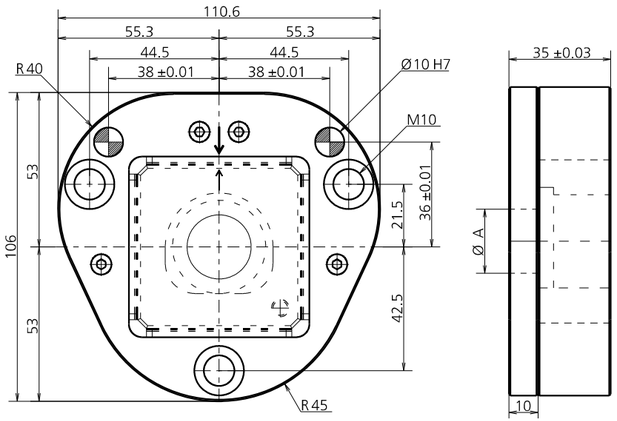

MODEL	MATRIX	Q.TY	Ø A	
1024.0000	SBOZZATA / BLANK / ROHLING	1	1	1024.0000+1074.0000
1024.0132	ISO 8977 Ø32	1	23	1024.0132+1074.0132
1024.0140	ISO 8977 Ø40	1	28	1024.0140+1074.0140

CODE	MATRIX	Q.TY
1074.0000	SBOZZATA / BLANK / ROHLING	1*OPTION
1074.0132	ISO 8977 Ø32	1*OPTION
1074.0140	ISO 8977 Ø40	1*OPTION

1074.0000

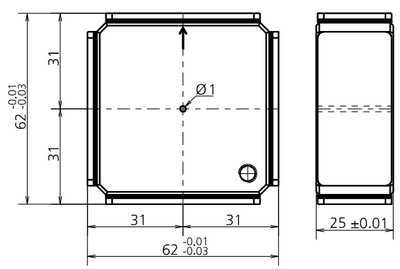

1074.01__

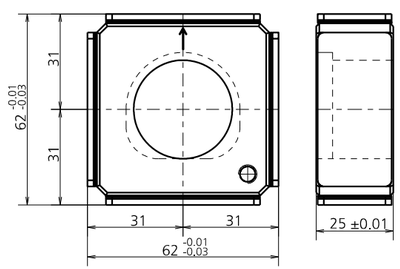

MODELLO D'ORDINE / ORDER EXAMPLE / BESTELLBEISPIEL

MODEL **1024.0000** OPTION CODE **1074.0000**

PORTAPUNZONI REGOLABILI

ADJUSTABLE PUNCH HOLDERS / VERSTELLBARE STEMPELHALTEPLATTEN

1051 - INSERTO DI FISSAGGIO PER BALLOCK HEAVY DUTY

FIXTURE DEVICE FOR BALLOCK HEAVY DUTY / BEFESTIGUNGSVORRICHTUNG FÜR BALLOCK HEAVY DUTY

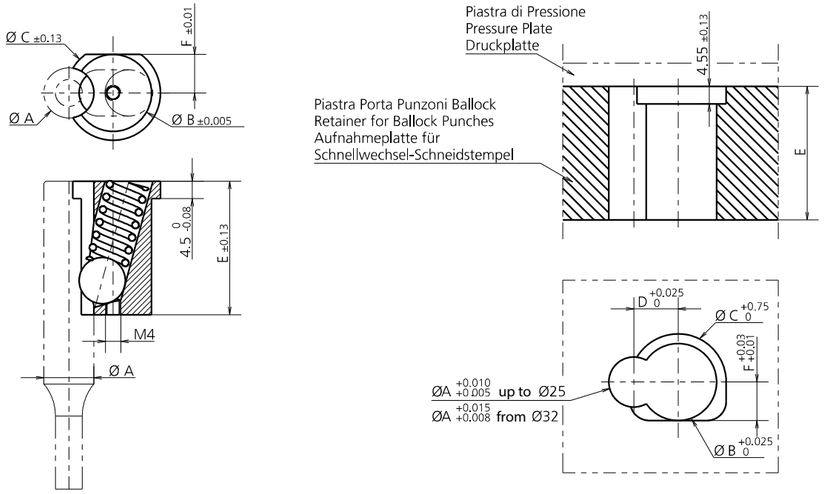

MODEL	Ø A	Ø B	Ø C	D	E
1051.0010	10	16	19.6	10	34.7
1051.0013	13	20	24.6	11.5	34.7
1051.0016	16	20	24.6	13	34.7
1051.0020	20	20	24.6	15	34.7
1051.0025	25	20	24.6	17.5	34.7
1051.0032	32	20	24.6	21	34.7
1051.0040	40	20	24.6	25	34.7

MODELLO D'ORDINE / ORDER EXAMPLE / BESTELLBEISPIEL

MODEL **1051** Ø DIAMETER PUNCH **0010**

1052 - INSERTO DI FISSAGGIO PER BALLOCK LIGHT DUTY

FIXTURE DEVICE FOR BALLOCK LIGHT DUTY / BEFESTIGUNGSVORRICHTUNG FÜR BALLOCK LIGHT DUTY

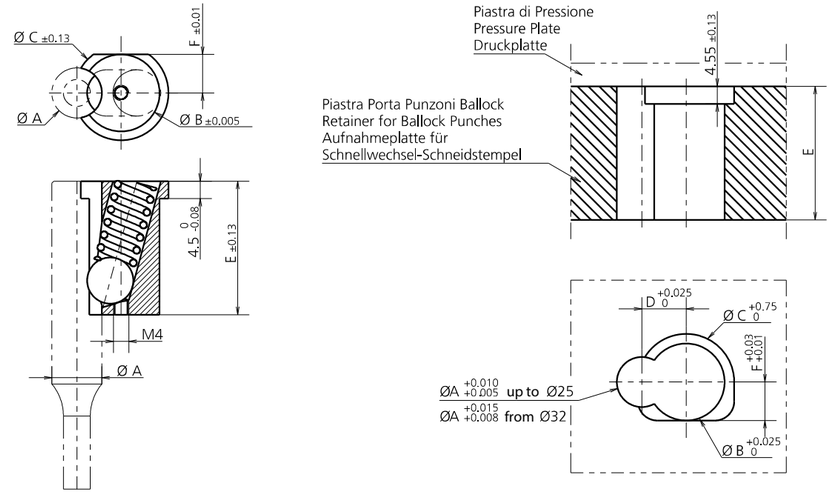

MODEL	Ø A	Ø B	Ø C	D	E
1052.0006	6	12	14.6	6.5	25.7
1052.0010	10	14	16.6	9	25.7
1052.0013	13	14	16.6	10.5	25.7
1052.0016	16	14	16.6	12	25.7
1052.0020	20	16	18.6	14	25.7
1052.0025	25	16	18.6	16.5	25.7
1052.0032	32	16	18.6	20	25.7
1052.0038	38	16	18.6	23	25.7

MODELLO D'ORDINE / ORDER EXAMPLE / BESTELLBEISPIEL

MODEL **1052** Ø DIAMETER PUNCH **0010**

1061 - INSERTO A COLLO DI TROMBONE

BOTTLE NECK INSERT / AUFNAHMEHÜLSE FÜR SCHNEIDSTEMPEL MIT POSAUNENHALS

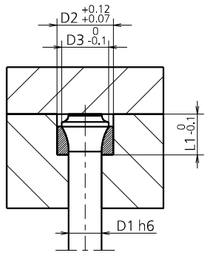

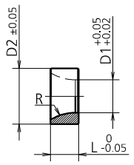

MODEL	D1	R	D2	D3	L	L1
1061.0050	5	10	8.8	7	7	11
1061.0051	5.1	10	8.8	7	7	11
1061.0052	5.2	10	8.8	7	7	11
1061.0053	5.3	10	8.8	7	7	11
1061.0054	5.4	10	8.8	7	7	11
1061.0055	5.5	10	9.8	8	7	11
1061.0056	5.6	10	9.8	8	7	11
1061.0057	5.7	10	9.8	8	7	11
1061.0058	5.8	10	9.8	8	7	11
1061.0059	5.9	10	9.8	8	7	11
1061.0060	6	10	10.8	9	7	11
1061.0061	6.1	10	10.8	9	7	11
1061.0062	6.2	10	10.8	9	7	11
1061.0063	6.3	10	10.8	9	7	11
1061.0064	6.4	10	10.8	9	7	11
1061.0065	6.5	12	11.8	10	7	11
1061.0066	6.6	12	11.8	10	7	11
1061.0067	6.7	12	11.8	10	7	11
1061.0068	6.8	12	11.8	10	7	11
1061.0069	6.9	12	11.8	10	7	11
1061.0070	7	12	11.8	10	7	11
1061.0071	7.1	12	11.8	10	7	11
1061.0072	7.2	12	11.8	10	7	11
1061.0073	7.3	12	11.8	10	7	11
1061.0074	7.4	12	11.8	10	7	11
1061.0075	7.5	12	12.8	11	7	11
1061.0076	7.6	12	12.8	11	7	11
1061.0077	7.7	12	12.8	11	7	11
1061.0078	7.8	12	12.8	11	7	11
1061.0079	7.9	12	12.8	11	7	11
1061.0080	8	12	12.8	11	7	11
1061.0081	8.1	12	12.8	11	7	11
1061.0082	8.2	12	12.8	11	7	11
1061.0083	8.3	12	12.8	11	7	11
1061.0084	8.4	12	12.8	11	7	11
1061.0085	8.5	15	14.8	13	8	12
1061.0086	8.6	15	14.8	13	8	12
1061.0087	8.7	15	14.8	13	8	12
1061.0088	8.8	15	14.8	13	8	12
1061.0089	8.9	15	14.8	13	8	12
1061.0090	9	15	14.8	13	8	12
1061.0091	9.1	15	14.8	13	8	12
1061.0092	9.2	15	14.8	13	8	12
1061.0093	9.3	15	14.8	13	8	12
1061.0094	9.4	15	14.8	13	8	12

MODEL	D1	R	D2	D3	L	L1
1061.0095	9.5	15	15.8	15	9	13
1061.0096	9.6	15	15.8	15	9	13
1061.0097	9.7	15	15.8	15	9	13
1061.0098	9.8	15	15.8	15	9	13
1061.0099	9.9	15	15.8	15	9	13
1061.0100	10	15	15.8	15	9	13
1061.0101	10.1	15	15.8	15	9	13
1061.0102	10.2	15	15.8	15	9	13
1061.0103	10.3	15	15.8	15	9	13
1061.0104	10.4	15	15.8	15	9	13
1061.0105	10.5	15	17.8	15	9	13
1061.0106	10.6	15	17.8	15	9	13
1061.0107	10.7	15	17.8	15	9	13
1061.0108	10.8	15	17.8	15	9	13
1061.0109	10.9	15	17.8	15	9	13
1061.0110	11	15	17.8	15	9	13
1061.0111	11.1	15	17.8	15	9	13
1061.0112	11.2	15	17.8	15	9	13
1061.0113	11.3	15	17.8	15	9	13
1061.0114	11.4	15	17.8	15	9	13
1061.0115	11.5	15	17.8	16	9	13
1061.0116	11.6	15	17.8	16	9	13
1061.0117	11.7	15	17.8	16	9	13
1061.0118	11.8	15	17.8	16	9	13
1061.0119	11.9	15	17.8	16	9	13
1061.0120	12	15	17.8	16	9	13
1061.0121	12.1	15	17.8	16	9	13
1061.0122	12.2	15	17.8	16	9	13
1061.0123	12.3	15	17.8	16	9	13
1061.0124	12.4	15	17.8	16	9	13
1061.0125	12.5	15	19.8	17	9	13
1061.0126	12.6	15	19.8	17	9	13
1061.0127	12.7	15	19.8	17	9	13
1061.0128	12.8	15	19.8	17	9	13
1061.0129	12.9	15	19.8	17	9	13
1061.0130	13	15	19.8	17	9	13
1061.0131	13.1	15	19.8	17	9	13
1061.0132	13.2	15	19.8	17	9	13
1061.0133	13.3	15	19.8	17	9	13
1061.0134	13.4	15	19.8	17	9	13
1061.0135	13.5	15	19.8	18	9	13
1061.0136	13.6	15	19.8	18	9	13
1061.0137	13.7	15	19.8	18	9	13
1061.0138	13.8	15	19.8	18	9	13
1061.0139	13.9	15	19.8	18	9	13
1061.0140	14	15	19.8	18	9	13
1061.0141	14.1	15	19.8	18	9	13
1061.0142	14.2	15	19.8	18	9	13
1061.0143	14.3	15	19.8	18	9	13
1061.0144	14.4	15	19.8	18	9	13

MODEL	D1	R	D2	D3	L	L1
1061.0145	14.5	15	21.8	19	9	13
1061.0146	14.6	15	21.8	19	9	13
1061.0147	14.7	15	21.8	19	9	13
1061.0148	14.8	15	21.8	19	9	13
1061.0149	14.9	15	21.8	19	9	13
1061.0150	15	15	21.8	19	9	13
1061.0151	15.1	15	21.8	19	9	13
1061.0152	15.2	15	21.8	19	9	13
1061.0153	15.3	15	21.8	19	9	13
1061.0154	15.4	15	21.8	19	9	13
1061.0155	15.5	15	21.8	20	9	13
1061.0156	15.6	15	21.8	20	9	13
1061.0157	15.7	15	21.8	20	9	13
1061.0158	15.8	15	21.8	20	9	13
1061.0159	15.9	15	21.8	20	9	13
1061.0160	16	15	21.8	20	9	13
1061.0161	16.1	15	21.8	20	9	13
1061.0162	16.2	15	21.8	20	9	13
1061.0163	16.3	15	21.8	20	9	13
1061.0164	16.4	15	21.8	20	9	13
1061.0165	16.5	15	23.8	21	9	13
1061.0166	16.6	15	23.8	21	9	13
1061.0167	16.7	15	23.8	21	9	13
1061.0168	16.8	15	23.8	21	9	13
1061.0169	16.9	15	23.8	21	9	13
1061.0170	17	15	23.8	21	9	13
1061.0171	17.1	15	23.8	21	9	13
1061.0172	17.2	15	23.8	21	9	13
1061.0173	17.3	15	23.8	21	9	13
1061.0174	17.4	15	23.8	21	9	13
1061.0175	17.5	15	24.8	22	9	13
1061.0176	17.6	15	24.8	22	9	13
1061.0177	17.7	15	24.8	22	9	13
1061.0178	17.8	15	24.8	22	9	13
1061.0179	17.9	15	24.8	22	9	13
1061.0180	18	15	24.8	22	9	13
1061.0181	18.1	15	24.8	22	9	13
1061.0182	18.2	15	24.8	22	9	13
1061.0183	18.3	15	24.8	22	9	13
1061.0184	18.4	15	24.8	22	9	13
1061.0185	18.5	15	25.8	23	9	13
1061.0186	18.6	15	25.8	23	9	13
1061.0187	18.7	15	25.8	23	9	13
1061.0188	18.8	15	25.8	23	9	13
1061.0189	18.9	15	25.8	23	9	13
1061.0190	19	15	25.8	23	9	13
1061.0191	19.1	15	25.8	23	9	13
1061.0192	19.2	15	25.8	23	9	13
1061.0193	19.3	15	25.8	23	9	13
1061.0194	19.4	15	25.8	23	9	13
1061.0195	19.5	15	27.8	25	9	13
1061.0196	19.6	15	27.8	25	9	13
1061.0197	19.7	15	27.8	25	9	13
1061.0198	19.8	15	27.8	25	9	13
1061.0199	19.9	15	27.8	25	9	13
1061.0200	20	15	27.8	25	9	13

MODELLO D'ORDINE / ORDER EXAMPLE / BESTELLBEISPIEL

MODEL **1061** Ø DIAMETER PUNCH **0050**

1062 - INSERTO A TESTA RINFORZATA

REINFORCED HEAD INSERT / HALTEINSÄTZE FÜR VERSTÄRKTE KOPF

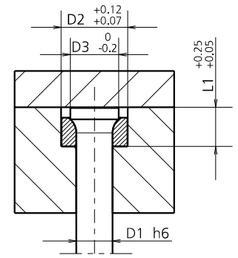

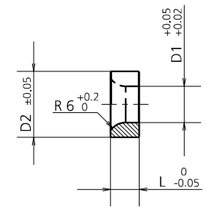

MODEL	D1	D2	D3	L	L1
1062.0050	5	12.8	8	8.5	11
1062.0060	6	12.8	9	8.5	11
1062.0070	7	14.8	10	8.5	11
1062.0080	8	14.8	11	8.5	11
1062.0090	9	17.8	13	9.5	12
1062.0100	10	17.8	14	9.5	12
1062.0110	11	17.8	15	9.5	13
1062.0120	12	21.8	16	9.5	13
1062.0130	13	21.8	17	9.5	13
1062.0140	14	21.8	18	9.5	13
1062.0150	15	24.8	19	9.5	13
1062.0160	16	24.8	20	9.5	13
1062.0170	17	24.8	21	9.5	13
1062.0180	18	27.8	22	9.5	13
1062.0190	19	27.8	23	9.5	13
1062.0200	20	27.8	24	9.5	13

MODELLO D'ORDINE / ORDER EXAMPLE / BESTELLBEISPIEL

MODEL **1062** Ø DIAMETER PUNCH **0050**

STARK STRIPPERS

STARK STRIPPERS / STARK STRIPPERS

STARK STRIPPERS

STARK STRIPPERS / STARK STRIPPERS

Dispositivi applicabili alla maggior parte dei porta punzoni in commercio, con testa cilindrica o Ballock (Light-Heavy Duty), che permettono di estrarre il punzone dalla lamiera garantendo forza e sicurezza con ingombri minimi. Questi estrattori, grazie all'alta qualità della gomma in poliuretano EFFEBE, aumentano la durata di vita del punzone in quanto supportano la punta del punzone e ne assorbono le vibrazioni in fase di foratura, permettendo inoltre di ridurre i tempi di attrezzaggio e manutenzione. Le testine in BRAL, che variano in base alla lunghezza del punzone, sono facilmente intercambiabili, sagomabili e dotate di un sistema di antirotazione.

Stark strippers are designed to be mount directly to most industry standard retainers, for both Ballock (Light-Heavy Duty) and headed punches, which allow the extraction of the punch from the metal sheet, providing strength and security with minimum dimensions. These strippers, thanks to the high quality of the polyurethane EFFEBE rubber, not only increase the punch life supporting its tip and dampening the vibrations during drilling stage, but also allow to reduce the setup time and maintenance. The inserts made in BRAL, which vary according to the length of the punch, are easily interchangeable, machinable and equipped with an anti-rotation system.

Dieser Abstreifer lässt sich bei den meisten herkömmlichen Lochstempeln mit zylindrischem Kopf bzw. mit dem Ballock System (Light-Heavy Duty) anwenden. Bei kleinem Platzbedarf wird der Lochstempel somit kraftvoll und sicher vom Blech abgestreift. Dank der hohen Qualität der EFFEBE-Feder aus Polyurethan werden die Schäfte der Lochstempel besser gestützt, die Schwingungen gedämpft und somit die Lebensdauer des Lochstempels verlängert. Ferner werden die Nachrüst- und Wartungszeiten ebenfalls verkürzt. Die BRAL-Köpfe unterscheiden sich je nach Lochstempel. Diese können ausgetauscht und profiliert werden und sind mit einem Anti-Rotationssystem versehen.

PUNTI DI FORZA / STRENGTHS / STÄRKEN

STARK STRIPPERS

COMBINAZIONI D'ORDINE STARK-STRIP + TESTINE
ORDER SCHEMES STARK-STRIP + HEADS
MÖGLICHE BESTELLKOMBINATIONEN STARK-STRIP + KÖPFE

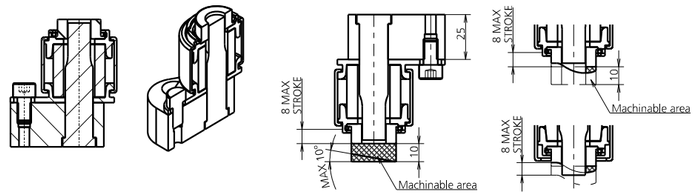

TESTA CILINDRICA / HEADED PUNCHES / ZYLINDRISCHEM KOPF

Ø	PUNCH'S LENGTH			
	70/71	80	90	100
10	1101.0010 + 8058.1010. …	1101.0010 + 8058.1020. …	1101.0010 + 8058.1030. …	1101.0010 + 8058.1040. …
13	1101.0013 + 8058.1310. …	1101.0013 + 8058.1320. …	1101.0013 + 8058.1330. …	1101.0013 + 8058.1340. …
16	1101.0016 + 8058.1610. …	1101.0016 + 8058.1620. …	1101.0016 + 8058.1630. …	1101.0016 + 8058.1640. …
20	1101.0020 + 8058.2010. …	1101.0020 + 8058.2020. …	1101.0020 + 8058.2030. …	1101.0020 + 8058.2040. …
25	1101.0025 + 8058.2510. …	1101.0025 + 8058.2520. …	1101.0025 + 8058.2530. …	1101.0025 + 8058.2540. …
32	1101.0032 + 8058.3210. …	1101.0032 + 8058.3220. …	1101.0032 + 8058.3230. …	1101.0032 + 8058.3240. …
40	1101.0040 + 8058.4010. …	1101.0040 + 8058.4020. …	1101.0040 + 8058.4030. …	1101.0040 + 8058.4040. …

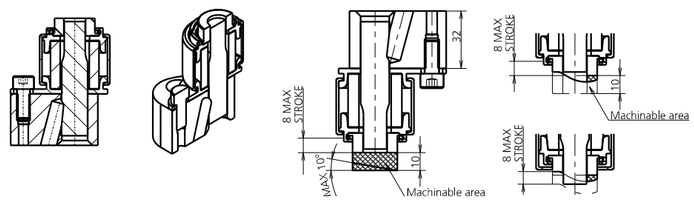

BALLOCK LIGHT DUTY

Ø	PUNCH'S LENGTH			
	70/71	80	90	100
10	1101.0010 + 8058.1010. …	1101.0010 + 8058.1020. …	1101.0010 + 8058.1030. …	1101.0010 + 8058.1040. …
13	1101.0013 + 8058.1310. …	1101.0013 + 8058.1320. …	1101.0013 + 8058.1330. …	1101.0013 + 8058.1340. …
16	1101.0016 + 8058.1610. …	1101.0016 + 8058.1620. …	1101.0016 + 8058.1630. …	1101.0016 + 8058.1640. …
20	1101.0020 + 8058.2010. …	1101.0020 + 8058.2020. …	1101.0020 + 8058.2030. …	1101.0020 + 8058.2040. …
25	1101.0025 + 8058.2510. …	1101.0025 + 8058.2520. …	1101.0025 + 8058.2530. …	1101.0025 + 8058.2540. …
32	1101.0032 + 8058.3210. …	1101.0032 + 8058.3220. …	1101.0032 + 8058.3230. …	1101.0032 + 8058.3240. …
40	1101.0040 + 8058.4010. …	1101.0040 + 8058.4020. …	1101.0040 + 8058.4030. …	1101.0040 + 8058.4040. …

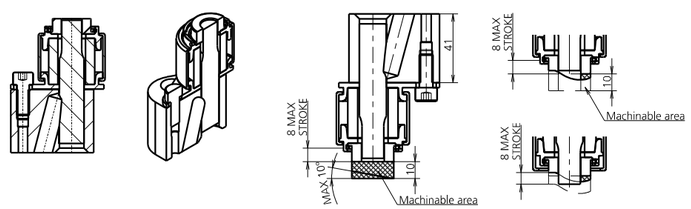

BALLOCK HEAVY DUTY

Ø	PUNCH'S LENGTH			
	70/71	80	90	100
10	/	1101.0010 + 8058.1010. …	1101.0010 + 8058.1020. …	1101.0010 + 8058.1030. …
13	/	1101.0013 + 8058.1310. …	1101.0013 + 8058.1320. …	1101.0013 + 8058.1330. …
16	/	1101.0016 + 8058.1610. …	1101.0016 + 8058.1620. …	1101.0016 + 8058.1630. …
20	/	1101.0020 + 8058.2010. …	1101.0020 + 8058.2020. …	1101.0020 + 8058.2030. …
25	/	1101.0025 + 8058.2510. …	1101.0025 + 8058.2520. …	1101.0025 + 8058.2530. …
32	/	1101.0032 + 8058.3210. …	1101.0032 + 8058.3220. …	1101.0032 + 8058.3230. …
40	/	1101.0040 + 8058.4010. …	1101.0040 + 8058.4020. …	1101.0040 + 8058.4030. …

1101 - STARK-STRIP

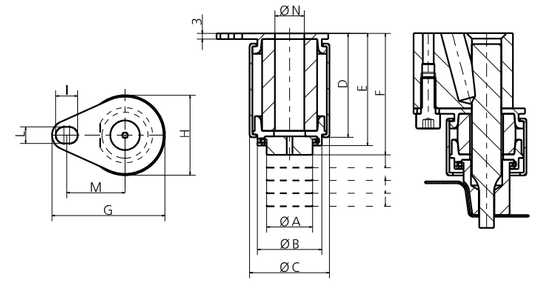

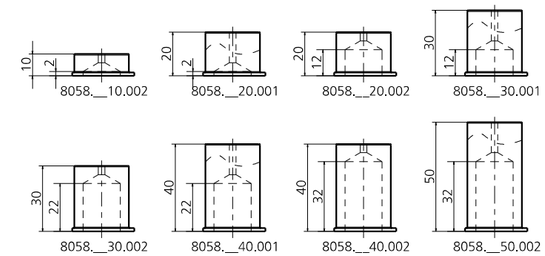

MODEL	Ø PUNCH	Ø A	Ø B	Ø C	D	E	F				G	H	I	L	M	Ø N	MAX STROKE	FORCE daN
							Pun. L=70/71	Pun. L=80	Pun. L=90	Pun. L=100								
1101.0010	10	16	25	33	37	40.5	47	56	66	76	50	30	12	9	26.925	10.1	8	200
1101.0013	13	20	30	38	37	41	47	56	66	76	55.5	35	12	9	30	13.1	8	350
1101.0016	16	25	35	43.5	37	41	47	56	66	76	60	40.5	12	9	31.75	16.1	8	400
1101.0020	20	35	45.5	53	37	41.5	47	56	66	76	66.5	50	12	9	33.5	20.1	8	600
1101.0025	25	44	56	65.5	37	42	47	56	66	76	80	62.5	12	9	40.65	25.1	8	900
1101.0032	32	44	56	65.5	37	42	47	56	66	76	80	62.5	12	9	40.65	32.1	8	750
1101.0040	40	48	62	70.5	37	42.5	47	56	66	76	86	67.5	12	9	44	40.1	8	750

CODE	DESCRIPTION	Q.TY
8058.1010.002	TESTINA SCARICO LUNGO / HEAD LONG RELEASE / LANGBLECHHALTER Ø10X10	1 *CHOOSE
8058.1020.001	TESTINA SCARICO CORTO / HEAD SHORT RELEASE / KURZBLECHHALTER Ø10X20	1 *CHOOSE
8058.1020.002	TESTINA SCARICO LUNGO / HEAD LONG RELEASE / LANGBLECHHALTER Ø10X20	1 *CHOOSE
8058.1030.001	TESTINA SCARICO CORTO / HEAD SHORT RELEASE / KURZBLECHHALTER Ø10X30	1 *CHOOSE
8058.1030.002	TESTINA SCARICO LUNGO / HEAD LONG RELEASE / LANGBLECHHALTER Ø10X30	1 *CHOOSE
8058.1040.001	TESTINA SCARICO CORTO / HEAD SHORT RELEASE / KURZBLECHHALTER Ø10X40	1 *CHOOSE
8058.1040.002	TESTINA SCARICO LUNGO / HEAD LONG RELEASE / LANGBLECHHALTER Ø10X40	1 *CHOOSE
8058.1050.002	TESTINA SCARICO LUNGO / HEAD LONG RELEASE / LANGBLECHHALTER Ø10X50	1 *CHOOSE
8058.1310.002	TESTINA SCARICO LUNGO / HEAD LONG RELEASE / LANGBLECHHALTER Ø13X10	1 *CHOOSE
8058.1320.001	TESTINA SCARICO CORTO / HEAD SHORT RELEASE / KURZBLECHHALTER Ø13X20	1 *CHOOSE
8058.1320.002	TESTINA SCARICO LUNGO / HEAD LONG RELEASE / LANGBLECHHALTER Ø13X20	1 *CHOOSE
8058.1330.001	TESTINA SCARICO CORTO / HEAD SHORT RELEASE / KURZBLECHHALTER Ø13X30	1 *CHOOSE
8058.1330.002	TESTINA SCARICO LUNGO / HEAD LONG RELEASE / LANGBLECHHALTER Ø13X30	1 *CHOOSE
8058.1340.001	TESTINA SCARICO CORTO / HEAD SHORT RELEASE / KURZBLECHHALTER Ø13X40	1 *CHOOSE
8058.1340.002	TESTINA SCARICO LUNGO / HEAD LONG RELEASE / LANGBLECHHALTER Ø13X40	1 *CHOOSE
8058.1350.002	TESTINA SCARICO LUNGO / HEAD LONG RELEASE / LANGBLECHHALTER Ø13X50	1 *CHOOSE
8058.1610.002	TESTINA SCARICO LUNGO / HEAD LONG RELEASE / LANGBLECHHALTER Ø16X10	1 *CHOOSE
8058.1620.001	TESTINA SCARICO CORTO / HEAD SHORT RELEASE / KURZBLECHHALTER Ø16X20	1 *CHOOSE
8058.1620.002	TESTINA SCARICO LUNGO / HEAD LONG RELEASE / LANGBLECHHALTER Ø16X20	1 *CHOOSE
8058.1630.001	TESTINA SCARICO CORTO / HEAD SHORT RELEASE / KURZBLECHHALTER Ø16X30	1 *CHOOSE
8058.1630.002	TESTINA SCARICO LUNGO / HEAD LONG RELEASE / LANGBLECHHALTER Ø16X30	1 *CHOOSE
8058.1640.001	TESTINA SCARICO CORTO / HEAD SHORT RELEASE / KURZBLECHHALTER Ø16X40	1 *CHOOSE
8058.1640.002	TESTINA SCARICO LUNGO / HEAD LONG RELEASE / LANGBLECHHALTER Ø16X40	1 *CHOOSE
8058.1650.002	TESTINA SCARICO LUNGO / HEAD LONG RELEASE / LANGBLECHHALTER Ø16X50	1 *CHOOSE
8058.2010.002	TESTINA SCARICO LUNGO / HEAD LONG RELEASE / LANGBLECHHALTER Ø20X10	1 *CHOOSE
8058.2020.001	TESTINA SCARICO CORTO / HEAD SHORT RELEASE / KURZBLECHHALTER Ø20X20	1 *CHOOSE
8058.2020.002	TESTINA SCARICO LUNGO / HEAD LONG RELEASE / LANGBLECHHALTER Ø20X20	1 *CHOOSE
8058.2030.001	TESTINA SCARICO CORTO / HEAD SHORT RELEASE / KURZBLECHHALTER Ø20X30	1 *CHOOSE
8058.2030.002	TESTINA SCARICO LUNGO / HEAD LONG RELEASE / LANGBLECHHALTER Ø20X30	1 *CHOOSE
8058.2040.001	TESTINA SCARICO CORTO / HEAD SHORT RELEASE / KURZBLECHHALTER Ø20X40	1 *CHOOSE
8058.2040.002	TESTINA SCARICO LUNGO / HEAD LONG RELEASE / LANGBLECHHALTER Ø20X40	1 *CHOOSE
8058.2050.002	TESTINA SCARICO LUNGO / HEAD LONG RELEASE / LANGBLECHHALTER Ø20X50	1 *CHOOSE
8058.2510.002	TESTINA SCARICO LUNGO / HEAD LONG RELEASE / LANGBLECHHALTER Ø25X10	1 *CHOOSE
8058.2520.001	TESTINA SCARICO CORTO / HEAD SHORT RELEASE / KURZBLECHHALTER Ø25X20	1 *CHOOSE
8058.2520.002	TESTINA SCARICO LUNGO / HEAD LONG RELEASE / LANGBLECHHALTER Ø25X20	1 *CHOOSE
8058.2530.001	TESTINA SCARICO CORTO / HEAD SHORT RELEASE / KURZBLECHHALTER Ø25X30	1 *CHOOSE
8058.2530.002	TESTINA SCARICO LUNGO / HEAD LONG RELEASE / LANGBLECHHALTER Ø25X30	1 *CHOOSE
8058.2540.001	TESTINA SCARICO CORTO / HEAD SHORT RELEASE / KURZBLECHHALTER Ø25X40	1 *CHOOSE
8058.2540.002	TESTINA SCARICO LUNGO / HEAD LONG RELEASE / LANGBLECHHALTER Ø25X40	1 *CHOOSE
8058.2550.002	TESTINA SCARICO LUNGO / HEAD LONG RELEASE / LANGBLECHHALTER Ø25X50	1 *CHOOSE
8058.3210.002	TESTINA SCARICO LUNGO / HEAD LONG RELEASE / LANGBLECHHALTER Ø32X10	1 *CHOOSE
8058.3220.001	TESTINA SCARICO CORTO / HEAD SHORT RELEASE / KURZBLECHHALTER Ø32X20	1 *CHOOSE
8058.3220.002	TESTINA SCARICO LUNGO / HEAD LONG RELEASE / LANGBLECHHALTER Ø32X20	1 *CHOOSE

CODE	DESCRIPTION	Q.TY
8058.3230.001	TESTINA SCARICO CORTO / HEAD SHORT RELEASE / KURZBLECHHALTER Ø32X30	1 *CHOOSE
8058.3230.002	TESTINA SCARICO LUNGO / HEAD LONG RELEASE / LANGBLECHHALTER Ø32X30	1 *CHOOSE
8058.3240.001	TESTINA SCARICO CORTO / HEAD SHORT RELEASE / KURZBLECHHALTER Ø32X40	1 *CHOOSE
8058.3240.002	TESTINA SCARICO LUNGO / HEAD LONG RELEASE / LANGBLECHHALTER Ø32X40	1 *CHOOSE
8058.3250.002	TESTINA SCARICO LUNGO / HEAD LONG RELEASE / LANGBLECHHALTER Ø32X50	1 *CHOOSE
8058.4010.002	TESTINA SCARICO LUNGO / HEAD LONG RELEASE / LANGBLECHHALTER Ø40X10	1 *CHOOSE
8058.4020.001	TESTINA SCARICO CORTO / HEAD SHORT RELEASE / KURZBLECHHALTER Ø40X20	1 *CHOOSE
8058.4020.002	TESTINA SCARICO LUNGO / HEAD LONG RELEASE / LANGBLECHHALTER Ø40X20	1 *CHOOSE
8058.4030.001	TESTINA SCARICO CORTO / HEAD SHORT RELEASE / KURZBLECHHALTER Ø40X30	1 *CHOOSE
8058.4030.002	TESTINA SCARICO LUNGO / HEAD LONG RELEASE / LANGBLECHHALTER Ø40X30	1 *CHOOSE
8058.4040.001	TESTINA SCARICO CORTO / HEAD SHORT RELEASE / KURZBLECHHALTER Ø40X40	1 *CHOOSE
8058.4040.002	TESTINA SCARICO LUNGO / HEAD LONG RELEASE / LANGBLECHHALTER Ø40X40	1 *CHOOSE
8058.4050.002	TESTINA SCARICO LUNGO / HEAD LONG RELEASE / LANGBLECHHALTER Ø40X50	1 *CHOOSE

8058 TESTINA SBOZZATA / BLANK HEAD / ROHLING BLECHHALTERKOPF

8058 TESTINA SAGOMATA / SHAPED HEAD / GEFORMT BLECHHALTERKOPF

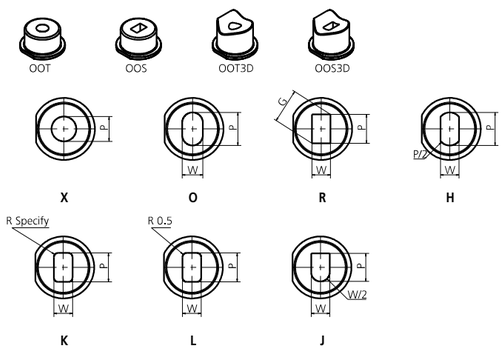

Attenzione: per sagome speciali, è necessario un disegno 3D del cliente.
Attention: In case of special shape, the customer's 3D drawing is necessary.
Achtung: Kundenspezifische Profile werden ausschließlich nach Vorlage einer 3D-Zeichnung gefertigt.
Luce per lato / Clearance / Lichtstrahlung auf jeder Seite: 0,15mm

MODELLO D'ORDINE / ORDER EXAMPLE / BESTELLBEISPIEL

MODEL **1101** DIAMETER PUNCH **0010** OPTION CODE **8058.1010.002**

8061.00__ - MASCHERA PER LAVORAZIONE DELLA TESTINA

JIG FOR MACHINING THE STRIPPER HEAD / BAUTEIL FÜR KOPFBEARBEITUNG

SMONTAGGIO / DISASSEMBLY / DEMONTAGE

ATTENZIONE

Per sagomare la testina:
- rimuoverla dallo stripper;
- inserirla nel dispositivo;
- avvitare la ghiera di bloccaggio;
- posizionare il dispositivo su macchina utensile, elettroerosione o stampo per eseguire la sagoma richiesta;
- rimontare la testina.

ATTENTION

In order to shape the head:
- remove it from the stripper;
- insert the head into the special device;
- tighten the locking ring nut;
- place the device on the machine staim, EDM or tool plate to perform the required shape;
- put back together the head with the body.

ACHTUNG

Zum Profilieren bitte folgenden Schritten folgen:
- den Kopf vom Stripper entfernen;
- den Kopf in die Vorrichtung einsetzen;
- den Verriegelungsring festschrauben;
- die Vorrichtung in die Werkzeugmaschine einbauen, Elektroerosion oder Werkzeug zum Profilieren;
- den Kopf einbauen.

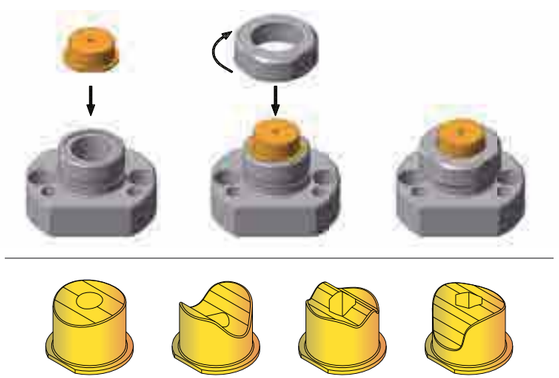

Esempi di testine speciali.
Examples of special heads. / Beispiel von besonderen Blechhaltern.

MODEL	Ø PUNCH
8061.0010	10
8061.0013	13
8061.0016	16
8061.0020	20
8061.0025	25
8061.0032	32
8061.0040	40

MODELLO D'ORDINE / ORDER EXAMPLE / BESTELLBEISPIEL

MODEL **8061** DIAMETER PUNCH **0010**

STARK STRIPPERS

STARK STRIPPERS / STARK STRIPPERS

UNITÀ DI PUNZONATURA AD AZOTO

NITROGEN PUNCHING UNITS / STICKSTOFF-STANZEINHEIT

UNITÀ DI PUNZONATURA AD AZOTO

NITROGEN PUNCHING UNITS / STICKSTOFF-STANZEINHEIT

Unità di punzonatura ad azoto per punzoni ISO8020 con potenza di estrazione fino a 4000 daN.

Nitrogen punching unit for ISO8020 punches with extraction force up to 4000 daN.

Stickstoff-Stanzeinheit für ISO8020-Stempel mit Rückzugskraft bis zu 4000 daN.

PUNTI DI FORZA / STRENGTHS / STÄRKEN

1501 - UNITÀ DI PUNZONATURA AD AZOTO

NITROGEN PUNCHING UNIT / STICKSTOFF-STANZEINHEIT

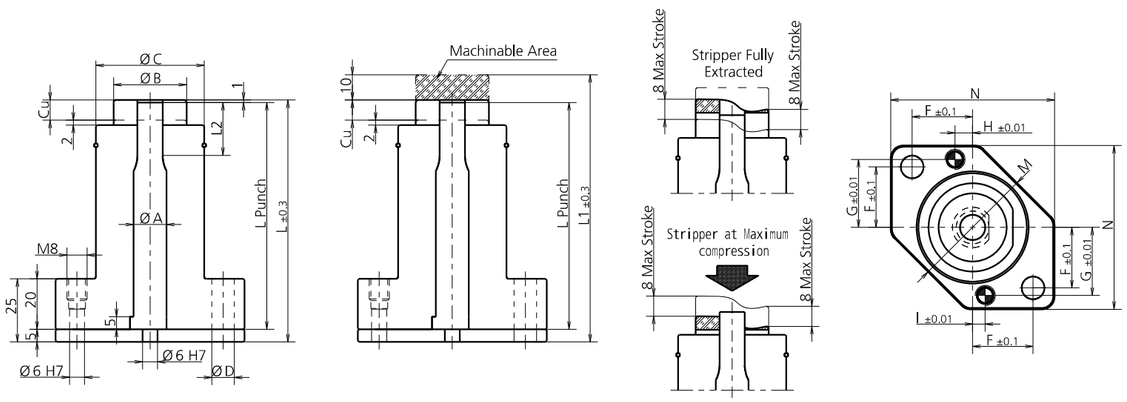

MODEL	Ø A	Ø B	Ø C	Ø D	F	G	H	I	M	N	L PUNCH	L	L1	L2	STROKE	INITIAL EXTRACTION FORCE (DaN)
1501.1001	10	23	35	9	19	22	7	5	42	55	90/100	96/106	25	106/116	8	125
1501.1002	10	23	35	9	19	22	7	5	42	55	90/100	96/106	25	106/116	8	255
1501.1003	10	23	35	9	19	22	7	5	42	55	90/100	96/106	25	106/116	8	380
1501.1004	10	23	35	9	19	22	7	5	42	55	90/100	96/106	25	106/116	8	505
1501.1301	13	29	43	9	24	27	7	5	50	65	90/100	96/106	25	106/116	8	175
1501.1302	13	29	43	9	24	27	7	5	50	65	90/100	96/106	25	106/116	8	350
1501.1303	13	29	43	9	24	27	7	5	50	65	90/100	96/106	25	106/116	8	520
1501.1304	13	29	43	9	24	27	7	5	50	65	90/100	96/106	25	106/116	8	695
1501.1601	16	29	43	9	24	27	7	5	50	65	90/100	96/106	25	106/116	8	175
1501.1602	16	29	43	9	24	27	7	5	50	65	90/100	96/106	25	106/116	8	350
1501.1603	16	29	43	9	24	27	7	5	50	65	90/100	96/106	25	106/116	8	520
1501.1604	16	29	43	9	24	27	7	5	50	65	90/100	96/106	25	106/116	8	695
1501.2001	20	40	58	11	28	32,5	13	11	64	78	90/100	96/106	25	106/116	8	290
1501.2002	20	40	58	11	28	32,5	13	11	64	78	90/100	96/106	25	106/116	8	580
1501.2003	20	40	58	11	28	32,5	13	11	64	78	90/100	96/106	25	106/116	8	870
1501.2004	20	40	58	11	28	32,5	13	11	64	78	90/100	96/106	25	106/116	8	1160
1501.2501	25	40	58	11	28	32,5	13	11	64	78	90/100	96/106	25	106/116	8	290
1501.2502	25	40	58	11	28	32,5	13	11	64	78	90/100	96/106	25	106/116	8	580
1501.2503	25	40	58	11	28	32,5	13	11	64	78	90/100	96/106	25	106/116	8	870
1501.2504	25	40	58	11	28	32,5	13	11	64	78	90/100	96/106	25	106/116	8	1160
1501.3201	32	48	67	13	31	37	14	12	74	85	90/100	96/106	25	106/116	8	345
1501.3202	32	48	67	13	31	37	14	12	74	85	90/100	96/106	25	106/116	8	695
1501.3203	32	48	67	13	31	37	14	12	74	85	90/100	96/106	25	106/116	8	1040
1501.3204	32	48	67	13	31	37	14	12	74	85	90/100	96/106	25	106/116	8	1390
1501.4001	40	60	81	13	36	42,5	21	19	90	96	90/100	96/106	25	106/116	8	470
1501.4002	40	60	81	13	36	42,5	21	19	90	96	90/100	96/106	25	106/116	8	940
1501.4003	40	60	81	13	36	42,5	21	19	90	96	90/100	96/106	25	106/116	8	1410
1501.4004	40	60	81	13	36	42,5	21	19	90	96	90/100	96/106	25	106/116	8	1880

CODE	DESCRIPTION	Q.TY
9016/8016....	PREMILAMIERA / BLANKHOLDER / BLECHHALTER	1*CHOOSE REF. PAG. 165

MODELLO D'ORDINE / ORDER EXAMPLE / BESTELLBEISPIEL

MODEL **1501.4004** OPTION CODE **9016/8016.__**

9016/8016 - PREMILAMIERA CILINDRICA

BLANKHOLDER / BLECHHALTER

CODE	DESCRIPTION	Q.TY
9016.090.010.001	PREMILAMIERA CORTO / SHORT BLANKHOLDER / KURZ BLECHHALTER 90MM Ø10	1*CHOOSE
9016.090.010.002	PREMILAMIERA LUNGO / LONG BLANKHOLDER / LANG BLECHHALTER 90MM Ø10	1*CHOOSE
9016.100.010.001	PREMILAMIERA CORTO / SHORT BLANKHOLDER / KURZ BLECHHALTER 100MM Ø10	1*CHOOSE
9016.100.010.002	PREMILAMIERA LUNGO / LONG BLANKHOLDER / LANG BLECHHALTER 100MM Ø10	1*CHOOSE
8016.090.010.001	PREMILAMIERA CORTO / SHORT BLANKHOLDER / KURZ BLECHHALTER 90MM Ø10	1*CHOOSE
8016.090.010.002	PREMILAMIERA LUNGO / LONG BLANKHOLDER / LANG BLECHHALTER 90MM Ø10	1*CHOOSE
8016.100.010.001	PREMILAMIERA CORTO / SHORT BLANKHOLDER / KURZ BLECHHALTER 100MM Ø10	1*CHOOSE
8016.100.010.002	PREMILAMIERA LUNGO / LONG BLANKHOLDER / LANG BLECHHALTER 100MM Ø10	1*CHOOSE
9016.090.136.001	PREMILAMIERA CORTO / SHORT BLANKHOLDER / KURZ BLECHHALTER 90MM Ø13	1*CHOOSE
9016.090.136.002	PREMILAMIERA LUNGO / LONG BLANKHOLDER / LANG BLECHHALTER 90MM Ø13	1*CHOOSE
9016.100.136.001	PREMILAMIERA CORTO / SHORT BLANKHOLDER / KURZ BLECHHALTER 100MM Ø13	1*CHOOSE
9016.100.136.002	PREMILAMIERA LUNGO / LONG BLANKHOLDER / LANG BLECHHALTER 100MM Ø13	1*CHOOSE
8016.090.136.001	PREMILAMIERA CORTO / SHORT BLANKHOLDER / KURZ BLECHHALTER 90MM Ø13	1*CHOOSE
8016.090.136.002	PREMILAMIERA LUNGO / LONG BLANKHOLDER / LANG BLECHHALTER 90MM Ø13	1*CHOOSE
8016.100.136.001	PREMILAMIERA CORTO / SHORT BLANKHOLDER / KURZ BLECHHALTER 100MM Ø13	1*CHOOSE
8016.100.136.002	PREMILAMIERA LUNGO / LONG BLANKHOLDER / LANG BLECHHALTER 100MM Ø13	1*CHOOSE
9016.090.136.001	PREMILAMIERA CORTO / SHORT BLANKHOLDER / KURZ BLECHHALTER 90MM Ø16	1*CHOOSE
9016.090.136.002	PREMILAMIERA LUNGO / LONG BLANKHOLDER / LANG BLECHHALTER 90MM Ø16	1*CHOOSE
9016.100.136.001	PREMILAMIERA CORTO / SHORT BLANKHOLDER / KURZ BLECHHALTER 100MM Ø16	1*CHOOSE
9016.100.136.002	PREMILAMIERA LUNGO / LONG BLANKHOLDER / LANG BLECHHALTER 100MM Ø16	1*CHOOSE
8016.090.136.001	PREMILAMIERA CORTO / SHORT BLANKHOLDER / KURZ BLECHHALTER 90MM Ø16	1*CHOOSE
8016.090.136.002	PREMILAMIERA LUNGO / LONG BLANKHOLDER / LANG BLECHHALTER 90MM Ø16	1*CHOOSE
8016.100.136.001	PREMILAMIERA CORTO / SHORT BLANKHOLDER / KURZ BLECHHALTER 100MM Ø16	1*CHOOSE
8016.100.136.002	PREMILAMIERA LUNGO / LONG BLANKHOLDER / LANG BLECHHALTER 100MM Ø16	1*CHOOSE
9016.090.205.001	PREMILAMIERA CORTO / SHORT BLANKHOLDER / KURZ BLECHHALTER 90MM Ø20	1*CHOOSE
9016.090.205.002	PREMILAMIERA LUNGO / LONG BLANKHOLDER / LANG BLECHHALTER 90MM Ø20	1*CHOOSE
9016.100.205.001	PREMILAMIERA CORTO / SHORT BLANKHOLDER / KURZ BLECHHALTER 100MM Ø20	1*CHOOSE
9016.100.205.002	PREMILAMIERA LUNGO / LONG BLANKHOLDER / LANG BLECHHALTER 100MM Ø20	1*CHOOSE
8016.090.205.001	PREMILAMIERA CORTO / SHORT BLANKHOLDER / KURZ BLECHHALTER 90MM Ø20	1*CHOOSE
8016.090.205.002	PREMILAMIERA LUNGO / LONG BLANKHOLDER / LANG BLECHHALTER 90MM Ø20	1*CHOOSE
8016.100.205.001	PREMILAMIERA CORTO / SHORT BLANKHOLDER / KURZ BLECHHALTER 100MM Ø20	1*CHOOSE
8016.100.205.002	PREMILAMIERA LUNGO / LONG BLANKHOLDER / LANG BLECHHALTER 100MM Ø20	1*CHOOSE
9016.090.205.001	PREMILAMIERA CORTO / SHORT BLANKHOLDER / KURZ BLECHHALTER 90MM Ø25	1*CHOOSE
9016.090.205.002	PREMILAMIERA LUNGO / LONG BLANKHOLDER / LANG BLECHHALTER 90MM Ø25	1*CHOOSE
9016.100.205.001	PREMILAMIERA CORTO / SHORT BLANKHOLDER / KURZ BLECHHALTER 100MM Ø25	1*CHOOSE
9016.100.205.002	PREMILAMIERA LUNGO / LONG BLANKHOLDER / LANG BLECHHALTER 100MM Ø25	1*CHOOSE
8016.090.205.001	PREMILAMIERA CORTO / SHORT BLANKHOLDER / KURZ BLECHHALTER 90MM Ø25	1*CHOOSE
8016.090.205.002	PREMILAMIERA LUNGO / LONG BLANKHOLDER / LANG BLECHHALTER 90MM Ø25	1*CHOOSE
8016.100.205.001	PREMILAMIERA CORTO / SHORT BLANKHOLDER / KURZ BLECHHALTER 100MM Ø25	1*CHOOSE
8016.100.205.002	PREMILAMIERA LUNGO / LONG BLANKHOLDER / LANG BLECHHALTER 100MM Ø25	1*CHOOSE
9016.090.032.001	PREMILAMIERA CORTO / SHORT BLANKHOLDER / KURZ BLECHHALTER 90MM Ø32	1*CHOOSE
9016.090.032.002	PREMILAMIERA LUNGO / LONG BLANKHOLDER / LANG BLECHHALTER 90MM Ø32	1*CHOOSE

CODE	DESCRIPTION	Q.TY
9016.100.032.001	PREMILAMIERA CORTO / SHORT BLANKHOLDER / KURZ BLECHHALTER 100MM Ø32	1*CHOOSE
9016.100.032.002	PREMILAMIERA LUNGO / LONG BLANKHOLDER / LANG BLECHHALTER 100MM Ø32	1*CHOOSE
8016.090.032.001	PREMILAMIERA CORTO / SHORT BLANKHOLDER / KURZ BLECHHALTER 90MM Ø32	1*CHOOSE
8016.090.032.002	PREMILAMIERA LUNGO / LONG BLANKHOLDER / LANG BLECHHALTER 90MM Ø32	1*CHOOSE
8016.100.032.001	PREMILAMIERA CORTO / SHORT BLANKHOLDER / KURZ BLECHHALTER 100MM Ø32	1*CHOOSE
8016.100.032.002	PREMILAMIERA LUNGO / LONG BLANKHOLDER / LANG BLECHHALTER 100MM Ø32	1*CHOOSE
9016.090.040.001	PREMILAMIERA CORTO / SHORT BLANKHOLDER / KURZ BLECHHALTER 90MM Ø40	1*CHOOSE
9016.090.040.002	PREMILAMIERA LUNGO / LONG BLANKHOLDER / LANG BLECHHALTER 90MM Ø40	1*CHOOSE
9016.100.040.001	PREMILAMIERA CORTO / SHORT BLANKHOLDER / KURZ BLECHHALTER 100MM Ø40	1*CHOOSE
9016.100.040.002	PREMILAMIERA LUNGO / LONG BLANKHOLDER / LANG BLECHHALTER 100MM Ø40	1*CHOOSE
8016.090.040.001	PREMILAMIERA CORTO / SHORT BLANKHOLDER / KURZ BLECHHALTER 90MM Ø40	1*CHOOSE
8016.090.040.002	PREMILAMIERA LUNGO / LONG BLANKHOLDER / LANG BLECHHALTER 90MM Ø40	1*CHOOSE
8016.100.040.001	PREMILAMIERA CORTO / SHORT BLANKHOLDER / KURZ BLECHHALTER 100MM Ø40	1*CHOOSE
8016.100.040.002	PREMILAMIERA LUNGO / LONG BLANKHOLDER / LANG BLECHHALTER 100MM Ø40	1*CHOOSE

9016 PREMILAMIERA SBOZZATO / BLANK-BLANKHOLDER / ROHLING BLECHHALTER

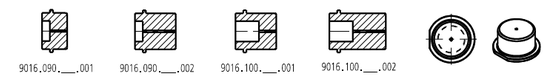

8016 TESTINA SAGOMATA / SHAPED HEAD / GEFORMT BLECHHALTERKOPF

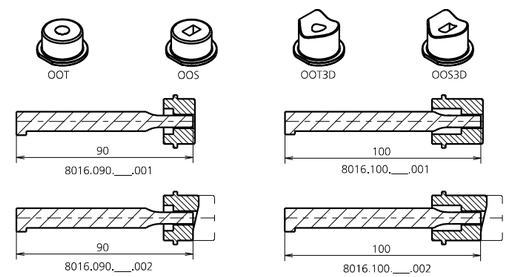

PREMILAMIERA SAGOMATO / SHAPED BLANKHOLDER / GEFORMT BLECHHALTER

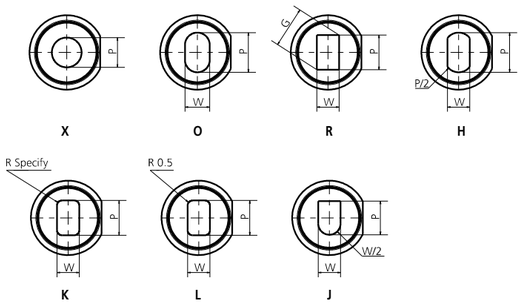

Attenzione: per sagome speciali, è necessario un disegno 3D del cliente.
Attention: In case of special shape, the customer's 3D drawing is necessary.
Achtung: Kundenspezifische Profile werden ausschließlich nach Vorlage einer 3D-Zeichnung gefertigt.
Luce per lato / Clearance / Lichtstrahlung auf jeder Seite: 0,15mm

MODELLO D'ORDINE / ORDER EXAMPLE / BESTELLBEISPIEL

MODEL **9016.090.010.001**

8061.01 - MASCHERA PER LAVORAZIONE DEL PREMILAMIERA

JIG FOR MACHINING THE BLANKHOLDER / BAUTEIL FÜR BLECHHALTERBEARBEITUNG

SMONTAGGIO / DISASSEMBLY / DEMONTAGE

ATTENZIONE

Per sagomare la testina:
- rimuoverla dall'unità;
- inserirla nel dispositivo;
- avvitare la ghiera di bloccaggio;
- posizionare il dispositivo su macchina utensile, elettroerosione o stampo per eseguire la sagoma richiesta;
- rimontare la testina.

ATTENTION

In order to shape the head:
- remove it from the unit;
- insert the head into the special device;
- tighten the locking ring nut;
- place the device on the machine stain, EDM or tool plate to perform the required shape;
- put back together the head with the body.

ACHTUNG

Zum Profilieren bitte folgenden Schritten folgen:
- den Kopf von der Einheit entfernen;
- den Kopf in die Vorrichtung einsetzen;
- den Verriegelungsring festschrauben;
- die Vorrichtung in die Werkzeugmaschine einbauen, Elektroerosion oder Werkzeug zum Profilieren;
- den Kopf einbauen.

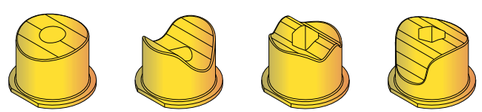

Esempi di premilamiera speciali
Examples of special blankholder / Beispiel von besonderen Blechhaltern

MODEL	Ø PUNCH
8061.0110	10
8061.0113	13-16
8061.0120	20-25
8061.0132	32
8061.0140	40

MODELLO D'ORDINE / ORDER EXAMPLE / BESTELLBEISPIEL

MODEL **8061.0110**

UNITÀ DI PUNZONATURA AD AZOTO

NITROGEN PUNCHING UNITS / STICKSTOFF-STANZEINHEIT



ROLL

UNITÁ DI PIEGA / BENDING UNITS / ROLLBIEGER



ROLL

UNITÁ DI PIEGA / BENDING UNITS / ROLLBIEGER

Accessorio che permette di eseguire la piegatura e calibratura in contemporanea della lamiera o acciaio. Permette inoltre di eseguire svariati tipi di piegature quali piega in sottosquadra (con angolazioni inferiori ai 90°), aperta (superiori ai 90°), ad ampio raggio mantenendo la tolleranza richiesta nell'angolazione. Esegue inoltre pieghe a "Z" aperte, doppia piega, ecc. Il sistema è composto da un rotante precedentemente sagomato a seconda delle applicazioni desiderate. Il prodotto è costruito con materiali molto tenaci e resistenti all'usura e compressione, temprati e trattati in superficie in modo tale da diminuire considerevolmente gli attriti. Il prodotto è brevettato.

Device that allows simultaneous calibration and bending of metal sheet or steel. It also allows the execution of many different types of folds, such as undersquare folds (with an angulation less than 90 °), open folds (greater than 90 °), large radius, maintaining requested tolerance angulation. Also performs "Z" open folds, doublefold etc. The system consists of a rotating previously shaped according to required applications. The product is built with very strong materials ,wear and compression resistant, hardened and surface treated in order to considerably reduce friction. The product is patented.

Rollbieger, der gleichzeitig die Biegung und die Verformung von Blechen erlaubt. Er ermöglicht außerdem auch andere Biegeformen wie das Überbiegen (mit Winkeln unter 90°), geöffnetes Biegen (über 90°), mit weitem Radius, innerhalb der angeforderten Toleranz. Er ermöglicht auch geöffnetes "Z" Biegen und "U" Biegen möglich. Das System besteht aus einem vorher definierten Drehteil. Der Rollbieger wird oberflächenbehandelt, was die Reibung sehr stark vermindert. Das Produkt ist patentiert.

PUNTI DI FORZA / STRENGTHS / STÄRKEN

ROLL

SCEGLIERE LA PROPRIA APPLICAZIONE
PLEASE DESCRIBE YOUR APPLICATION / BITTE BESCHREIBEN SIE IHRE ANWENDUNG

MODELLO / MODEL / MODELL ☐ 01 = ROLL**A** ☐ 02 = ROLL**B** ☐ 03 = ROLL**C**

DIAMETRO / DIAMETER / DURCHMESSER ☐ Ø15 ☐ Ø25 ☐ Ø40 ☐ Ø50 ☐ Ø65 ☐ Ø75 ☐ Ø100

TIPO DI PIEGA / TYPE OF BEND / TYP FÜR BIEGUNG

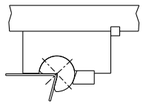

01 = TD
PIEGA SOTTOSQUADRA
ANGLE BEND
ÜBERBIEGUNG

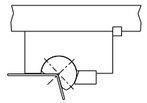

02 = TE
PIEGA APERTA
OPENED BEND
OFFENE BIEGUNG

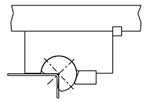

03 = TI
PIEGA NORMALE
NORMAL BEND
NORMALE BIEGUNG

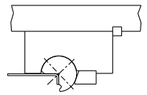

04 = TA
PIEGA CON BORDO CORTO
BEND WITH SHORT EDGE
BIEGUNG MIT KURZEM SCHENKEL

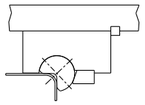

05 = TB
PIEGA AD AMPIO RAGGIO
BEND WITH WIDE RADIUS
BIEGUNG MIT WEITEM RADIUS

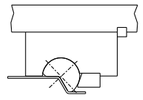

06 = TH
PIEGA A "Z" APERTA
OPENED "Z" BEND
OFFENE "Z" BIEGUNG

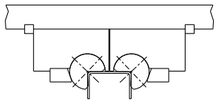

07 = TC
DOPPIA PIEGA
DOUBLE BEND
DOPPELTE BIEGUNG

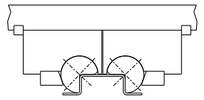

08 = TG
DOPPIA PIEGA APERTA A "Z"
DOUBLE OPENED "Z" BEND
DOPPELTE "Z" BIEGUNG

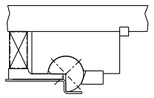

09 = TF
PIEGA A "Z"
"Z" BEND
"Z" BIEGUNG

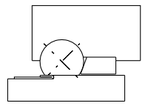

10 = TL
PIEGA SCHIACCIATA
CRUSHED BEND
FALTUNG

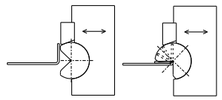

11
PIEGA SCHIACCIATA CON CAM
CRUSHED BEND WITH CAM
FALTUNG MIT SCHIEBER

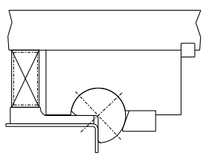

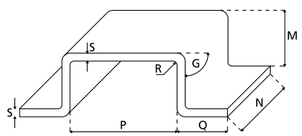

PREMILAMIERA / BLANK HOLDER / BLECHHALTER ☐ **SI** / YES / YA ☐ **NO** / NO / NEIN

NOTE _____

PRODUZIONE PREVISTA ANNUA _____
EXPECTED YEARLY PRODUCTION / ERWARTETE PRODUKTION PRODUKTION STÜCKZAHLEN PRO JAHR

SPESSORE S / THICKNESS S / DICKE S _____

TIPO DI MATERIALE / TYPE OF MATERIAL / MATERIAL BEZEICHNUNG _____

DUREZZA / HARDNESS / HÄRTE ZUGFESTIGKEIT N/mm² _____

TIPO DI PIEGA / TYPE OF BEND / TYP FÜR BIEGUNG _____

LUNGHEZZA N / LENGTH N / LÄNGE N _____

ANGOLAZIONE G / ANGULATION G / WINKEL G _____

ALTEZZA M / HEIGHT M / HÖHE M _____

LARGHEZZA P / WIDTH P / INNENMAß P _____

LARGHEZZA Q / WIDTH Q / BREITE Q _____

RAGGIO R / RADIUS R / RADIUS R _____

ALLEGARE DISEGNO TECNICO DELLA PIEGA
ATTACH TECHNICAL DRAWING OF THE BEND / IM FALL EINER BESTELLUNG SENDEN SIE UNS EINE SKIZZE ODER TEILEZEICHNUNG

PER RICAMBI INDICARE LA COMMESSA MARCHIATA SUL PRODOTTO _____
FOR SPARE PARTS INDICATE THE PROJECT NUMBER MARKED ON THE PRODUCT / BEI ERSATZTEILEN KENNZEICHNEN SIE DIE PROJEKTNUMMER AUF DEM PRODUKT

MODELLO D'ORDINE / ORDER EXAMPLE / BESTELLBEISPIEL

MODEL **0201** TYPE BEND **03** Ø DIAMETER **Ø50** LENGHT **500** ANGLE **90°**

0201 - ROLL A

PATENT PENDING

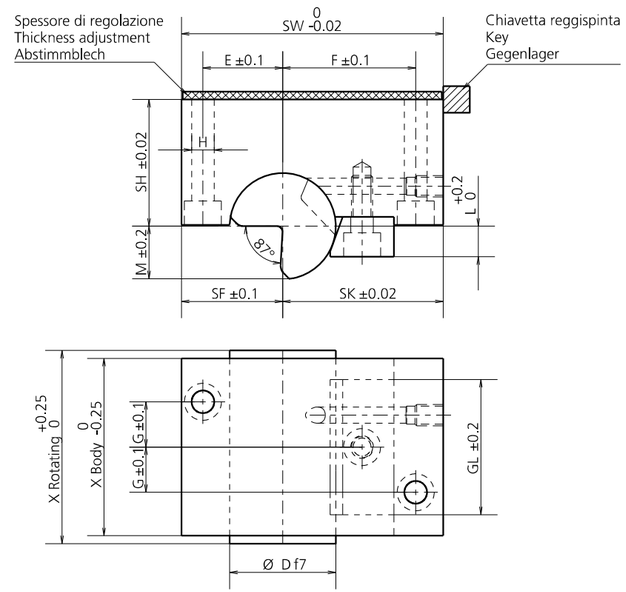

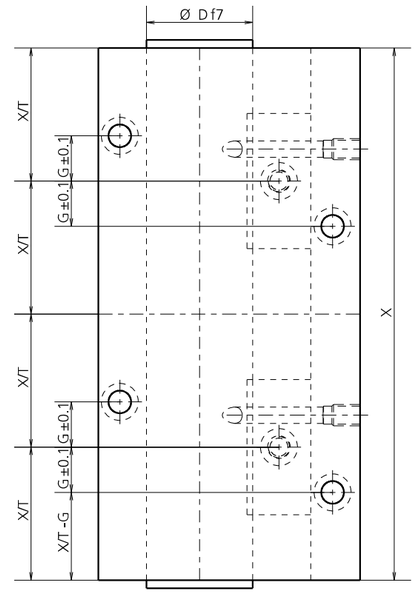

MODEL	X	X/T	BRACKETS	X	X/T	BRACKETS	X	X/T	BRACKETS	X	X/T	BRACKETS	G	E	F
0201....15	77-150	X/4	2	152-225	X/6	3	227-300	X/8	4	302-375	X/10	5	14.5	13.5	29.5
0201....25	102-200	X/4	2	202-300	X/6	3	302-400	X/8	4	402-500	X/10	5	17.5	20.5	37.5
0201....40	132-300	X/4	2	262-390	X/6	3	392-520	X/8	4	522-600	X/10	5	22	30	48
0201....50	152-300	X/4	2	302-450	X/6	3	452-600	X/8	4	/	X/10	5	26	36	65
0201....65	182-360	X/4	2	362-540	X/6	3	542-600	X/8	4	/	X/10	5	32	44	80
0201....75	202-400	X/4	2	402-600	X/6	3	/	X/8	4	/	X/10	5	35	55	90
0201....100	241-480	X/4	2	482-600	X/6	3	/	X/8	4	/	X/10	5	45	64	104

	0201....15	0201....25	0201....40	0201....50	0201....65	0201....75	0201....100
SPESSORE LAMIERA / METAL SHEET THICKNESS / DICKE DES BLECHS	0.5-0.9	0.9-1.7	1.7-2.8	2.8-3.8	3.8-4.9	4.9-6.0	6.0-8.0
(X) LUNGHEZZE / LENGTHS / LÄNGEN MIN-MAX	30-375	40-500	40-600	50-600	50-600	50-600	60-600
(D) DIAMETRO ROTANTE / ROTATING DIAMETER / Ø BIEGEEINSATZ	15	25	40	50	65	75	100
(SW) LARGHEZZA CORPO / BODY WIDTH / BREITE DES GRUNDKÖRPERS	54	73	98	123	148	175	196
(SF) DIST. MIN. ROTANTE-FRONTE / DIST. MIN. ROTATING BODY-FRONT PART / ABSTAND MIN. DREHKÖRPER	19	28	40	47	56	70	78
(SK) DIST. ROTANTE-CHIAVETTA / DIST. ROTATING BODY - WEDGE / ABSTAND DREHKÖRPER	35	45	58	76	92	105	118
(SH) DIST. ROTANTE-BASE - DIST. BODY-ROTATING BODY / ABSTAND DREHKÖRPER-GRUNDKÖRPER	22	38	48	60	73	86	96
(GL) LARGHEZZA SUPPORTO / SUPPORT WIDTH / BREITE HALTER	28.06	38.1	50.8	63.5	76.2	88.9	116
(L) INGOMBRO SUPPORTO / HOLDER OVERALL / HÖHE HALTER	4.6	7	12	14.5	19	22	30
(M) INGOMBRO / HOLDER / HALTER	7.9	12.4	19.9	24.8	31.6	38	49.7
(H) DIAMETRI FISSAGGI / DIAMETERS OF THE FIXING / BEFESTIGUNGSDURCHMESSER	M5	M8	M10	M10	M12	M12	M16
(E) POSIZIONE DEI FISSAGGI / POSITION OF THE FIXING / BEFESTIGUNGSPOSITION	13.5	20.5	30	36	44	55	64
(F) POSIZIONE DEI FISSAGGI / POSITION OF THE FIXING / BEFESTIGUNGSPOSITION	29.5	37.5	48	65	80	90	104
(G) POSIZIONE DEI FISSAGGI / POSITION OF THE FIXING / BEFESTIGUNGSPOSITION	14.5	17.5	22	26	32	35	45

Può lavorare anche senza lubrificazione / It works also without lubrification / Es funktioniert auch ohne Schmierung

MODELLO D'ORDINE / ORDER EXAMPLE / BESTELLBEISPIEL

MODEL **0201** TYPE BEND **03** Ø DIAMETER **Ø50** LENGHT **500** ANGLE **90°**

0202 - ROLL B

PATENT PENDING

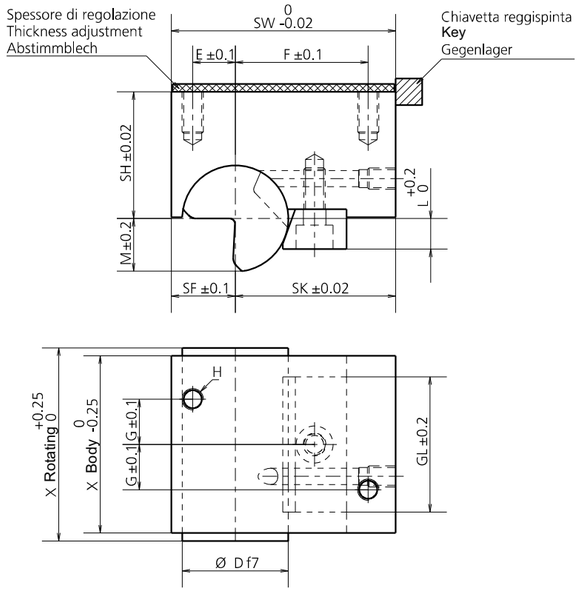

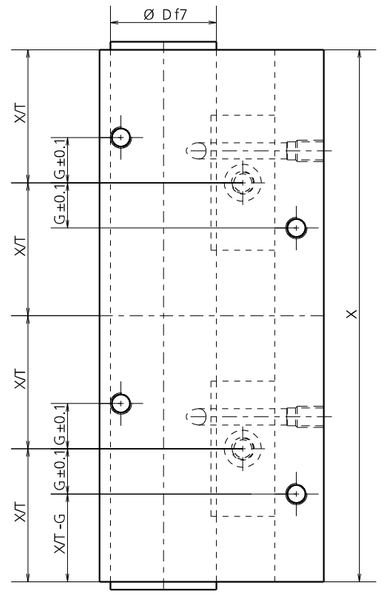

MODEL	X	X/T	BRACKET	X	X/T	BRACKET	X	X/T	BRACKET	X	X/T	BRACKET	G	E	F
0202....15	77-150	X/4	2	152-225	X/6	3	227-300	X/8	4	302-375	X/10	5	14.5	4.5	29.5
0202....25	102-200	X/4	2	202-300	X/6	3	302-400	X/8	4	402-500	X/10	5	17.5	7.5	37.5
0202....40	132-300	X/4	2	262-390	X/6	3	392-520	X/8	4	522-720	X/10	5	22	15	48
0202....50	152-300	X/4	2	302-450	X/6	3	452-720	X/8	4	/	X/10	5	26	19	65
0202....65	182-360	X/4	2	362-540	X/6	3	542-720	X/8	4	/	X/10	5	32	25	80
0202....75	202-400	X/4	2	402-720	X/6	3	/	X/8	4	/	X/10	5	35	32	90
0202....100	241-480	X/4	2	482-720	X/6	3	/	X/8	4	/	X/10	5	45	46	104

	0202....15	0202....25	0202....40	0202....50	0202....65	0202....75	0202....100
SPESSORE LAMIERA / METAL SHEET THICKNESS / DICKE DES BLECHS	0.5-0.9	0.9-1.7	1.7-2.8	2.8-3.8	3.8-4.9	4.9-6.0	6.0-8.0
(X) LUNGHEZZE / LENGTHS / LÄNGEN MIN-MAX	25-375	30-500	35-600	45-600	50-600	50-600	60-600
(D) DIAMETRO ROTANTE / ROTATING DIAMETER / Ø BIEGEEINSATZ	15	25	40	50	65	75	100
(SW) LARGHEZZA CORPO / BODY WIDTH / BREITE DES GRUNDKÖRPERS	44	59	84	106	131	149	178
(SF) DIST. MIN. ROTANTE-FRONTE / DIST. MIN. ROTATING BODY-FRONT PART / ABSTAND MIN. DREHKÖRPER	9	14	26	30	39	44	60
(SK) DIST. ROTANTE-CHIAVETTA / DIST. ROTATING BODY - WEDGE / ABSTAND DREHKÖRPER	35	45	58	76	92	105	118
(SH) DIST. ROTANTE-BASE - DIST. BODY-ROTATING BODY / ABSTAND DREHKÖRPER-GRUNDKÖRPER	22	38	48	60	73	86	96
(GL) LARGHEZZA SUPPORTO / SUPPORT WIDTH / BREITE HALTER	28.06	38.1	50.8	63.5	76.2	88.9	116
(L) INGOMBRO SUPPORTO / HOLDER OVERALL / HÖHE HALTER	4.6	7	12	14.5	19	22	30
(M) INGOMBRO / HOLDER / HALTER	7.9	12.4	19.9	24.8	31.6	38	49.7
(H) DIAMETRI FISSAGGI / DIAMETERS OF THE FIXING / BEFESTIGUNGSDURCHMESSER	M5	M8	M10	M10	M12	M12	M16
(E) POSIZIONE DEI FISSAGGI / POSITION OF THE FIXING / BEFESTIGUNGSPOSITION	4.5	7.5	15	19	25	32	46
(F) POSIZIONE DEI FISSAGGI / POSITION OF THE FIXING / BEFESTIGUNGSPOSITION	29.5	37.5	48	65	80	90	104
(G) POSIZIONE DEI FISSAGGI / POSITION OF THE FIXING / BEFESTIGUNGSPOSITION	14.5	17.5	22	26	32	35	45

Può lavorare anche senza lubrificazione / It works also without lubrification / Es funktioniert auch ohne Schmierung

MODELLO D'ORDINE / ORDER EXAMPLE / BESTELLBEISPIEL

MODEL **0202** TYPE BEND **03** Ø DIAMETER **Ø50** LENGHT **500** ANGLE **90°**

0203 - ROLL C

PATENT PENDING

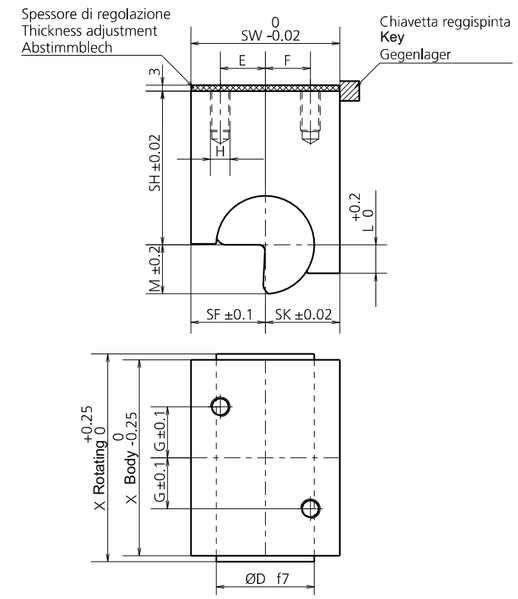

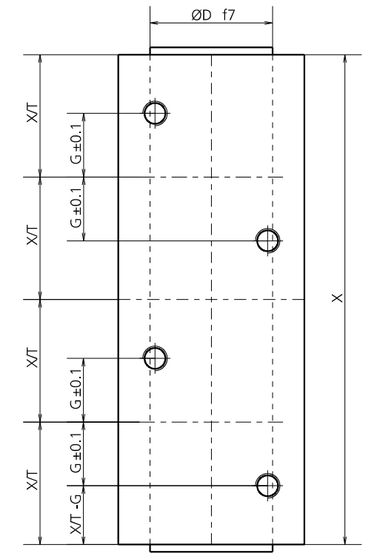

MODEL	X	X/T	BRACKET	X	X/T	BRACKET	X	X/T	BRACKET	X	X/T	BRACKET	G	E	F
0203....15	77-150	X/4	2	152-225	X/6	3	227-300	X/8	4	302-375	X/10	5	12	7.5	7.5
0203....25	102-200	X/4	2	202-300	X/6	3	302-400	X/8	4	402-500	X/10	5	16	10	10
0203....40	132-260	X/4	2	262-390	X/6	3	392-520	X/8	4	522-600	X/10	5	18	18	18
0203....50	152-300	X/4	2	302-450	X/6	3	452-600	X/8	4	/	X/10	5	30	23	23
0203....65	182-360	X/4	2	362-540	X/6	3	542-600	X/8	4	/	X/10	5	37	30	30
0203....75	202-400	X/4	2	402-600	X/6	3	/	X/8	4	/	X/10	5	40	37	37
0203....100	241-480	X/4	2	482-600	X/6	3	/	X/8	4	/	X/10	5	42	51	51

	0203....15	0203....25	0203....40	0203....50	0203....65	0203....75	0203....100
SPESSORE LAMIERA / METAL SHEET THICKNESS / DICKE DES BLECHS	0.5-0.9	0.9-1.7	1.7-2.8	2.8-3.8	3.8-4.9	4.9-6.0	6.0-8.0
(X) LUNGHEZZE / LENGTHS / LÄNGEN MIN-MAX	25-375	30-500	35-600	45-600	50-600	50-600	60-600
(D) DIAMETRO ROTANTE / ROTATING DIAMETER / Ø BIEGEEINSATZ	15	25	40	50	65	75	100
(SW) LARGHEZZA CORPO / BODY WIDTH / BREITE DES GRUNDKÖRPERS	25	38	56	76	95	105	140
(SF) DIST. MIN. ROTANTE-FRONTE / DIST. MIN. ROTATING BODY-FRONT PART / ABSTAND MIN. DREHKÖRPER	12.5	19	28	38	47.5	52.5	70
(SK) DIST. ROTANTE-CHIAVETTA / DIST. ROTATING BODY - WEDGE / ABSTAND DREHKÖRPER	12.5	19	28	38	47.5	52.5	70
(SH) DIST. ROTANTE-BASE - DIST. BODY-ROTATING BODY / ABSTAND DREHKÖRPER-GRUNDKÖRPER	32.5	44	59.5	78.5	91.5	104	123.5
(GL) LARGHEZZA SUPPORTO / SUPPORT WIDTH / BREITE HALTER	4.5	7.5	11.5	14.5	19.5	23.5	116
(L) INGOMBRO SUPPORTO / HOLDER OVERALL / HÖHE HALTER	29.5	7	12	14.5	19	22	30
(M) INGOMBRO / HOLDER / HALTER	7.9	12.4	19.9	24.8	31.6	38	49.7
(H) DIAMETRI FISSAGGI / DIAMETERS OF THE FIXING / BEFESTIGUNGSDURCHMESSER	M5	M8	M10	M10	M12	M12	M16
(E) POSIZIONE DEI FISSAGGI / POSITION OF THE FIXING / BEFESTIGUNGSPOSITION	7.5	10	18	23	30	37	51
(F) POSIZIONE DEI FISSAGGI / POSITION OF THE FIXING / BEFESTIGUNGSPOSITION	7.5	10	18	23	30	37	51
(G) POSIZIONE DEI FISSAGGI / POSITION OF THE FIXING / BEFESTIGUNGSPOSITION	12	16	18	30	37	40	42

Può lavorare anche senza lubrificazione / It works also without lubrification / Es funktioniert auch ohne Schmierung

MODELLO D'ORDINE / ORDER EXAMPLE / BESTELLBEISPIEL

MODEL **0203** TYPE BEND **03** Ø DIAMETER **Ø50** LENGHT **500** ANGLE **90°**

PRESTAM
PRESTAUTO
SPECIAL UNITS

UNITÁ DI FORATURA E SAGOMATURA / THREAD FORMING UNITS / GEWINDEPRAEGESTEMPEL

PRESTAM
PRESTAUTO
SPECIAL UNITS

UNITÁ DI FORATURA E SAGOMATURA / THREAD FORMING UNITS / GEWINDEPRAEGESTEMPEL

Sono unità di tranciatura e sagomatura della lamiera che permettono di realizzare la "spirale" o "chiocciola" nella lamiera stessa, tale da far avvitare viti autofilettanti evitando l'utilizzo del normale collarino realizzato mediante "punta chiodo", poco affidabile. La sagomatura speciale ottenuta tramite queste unità permette di aumentare la tenuta del filetto della vite.
E' possibile inoltre realizzare modelli speciali, costruiti su misura.

These units are used for shear and shape the metal sheet in order to realize the "twist" or "spiral" in the metal sheet itself, such that to tighten self-threading screws avoiding the use of standard collar made by "tip" end, which is unreliable. The special shape obtained by these units allows to enhance the tightness of the thread of the threat. It is also possible to manufacture special models, tailored according to the customer's drawings.

Die Einheiten lochen und prägen das Blechs, wodurch eine "Spirale" oder ein "Verdrehung" ins Blech gebracht wird. Dadurch kann man selbstschneidende Schrauben verwenden, ohne den mit einem Stempel gemachten, üblichen und wenig zuverlässigen Bundring zu verwenden. Die durch die Gewindeprägestempel erhaltene Sonderform erlaubt, die Dichte im Bereich des geprägten Gewindes zu steigern. Es ist auch möglich, spezielle Modelle nach Maß herzustellen.

PUNTI DI FORZA / STRENGTHS / STÄRKEN

0301 - **PRESTAM**

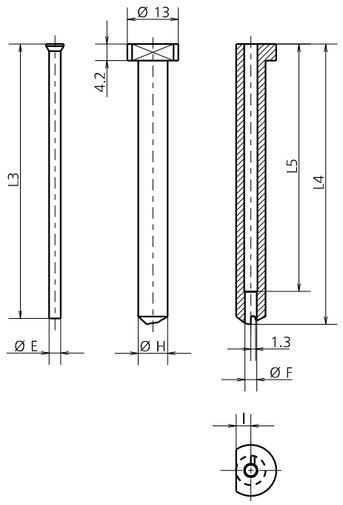

001 (8064) PUNZONE / PUNCH / LOCHER

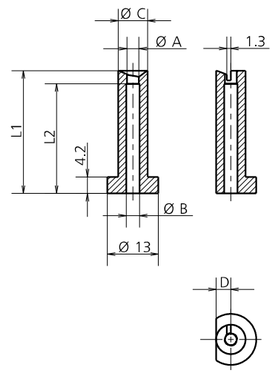

002 (8053) MATRICE / MATRIX / MATRIX

POS.	MODEL	DESCRIPTION	Ø SCREW	Ø A H7	Ø B	Ø C H6	Ø D K6	Ø E H6	Ø F H7	Ø H H6	Ø I K6	L1	L2	L3	L4	L5	MAX THICKNESS
	0301.0035	UNITÀ / UNIT / PRESTAM B3.5	B3.5	2.75	3.2	7.5	3.75	2.7	2.7	7.5	3.75	31.3	28	74.5	71.5	60	0.6
001	8064.0135	PUNZONE / PUNCH / LOCHER PRESTAM B3.5 + DIN 9861		/	/	/	/	2.7	2.7	7.5	3.75	/	/	74.5	71.5	60	
002	8053.0135	MATRICE / MATRIX / MATRIX PRESTAM B3.5		2.75	3.2	7.5	3.75	/	/	/	/	31.3	28	/	/	/	
	0301.0039	UNITÀ / UNIT / PRESTAM B3.9	B3.9	3.05	3.4	7.5	3.75	3.0	3.0	7.5	3.75	31.3	28	74.5	71.5	60	0.6
001	8064.0139	PUNZONE / PUNCH / LOCHER PRESTAM B3.9 + DIN 9861		/	/	/	/	3.0	3.0	7.5	3.75	/	/	74.5	71.5	60	
002	8053.0139	MATRICE / MATRIX / MATRIX PRESTAM B3.9		3.05	3.4	7.5	3.75	/	/	/	/	31.3	28	/	/	/	
	0301.0042	UNITÀ / UNIT / PRESTAM B4.2	B4.2	3.15	3.5	8.5	4.25	3.1	3.1	8.0	4.0	31.3	28	74.5	71.5	60	0.8
001	8064.0142	PUNZONE / PUNCH / LOCHER PRESTAM B4.2 + DIN 9861		/	/	/	/	3.1	3.1	8.0	4.0	/	/	74.5	71.5	60	
002	8053.0142	MATRICE / MATRIX / MATRIX PRESTAM B4.2		3.15	3.5	8.5	4.25	/	/	/	/	31.3	28	/	/	/	
	0301.0048	UNITÀ / UNIT / PRESTAM B4.8	B4.8	3.85	4.2	9.0	4.50	3.8	3.8	8.0	4.0	31.3	28	74.5	71.5	60	0.9
001	8064.0148	PUNZONE / PUNCH / LOCHER PRESTAM B4.8 + DIN 9861		/	/	/	/	3.8	3.8	8.0	4.0	/	/	74.5	71.5	60	
002	8053.0148	MATRICE / MATRIX / MATRIX PRESTAM B4.8		3.85	4.2	9.0	4.50	/	/	/	/	31.3	28	/	/	/	
	0301.0055	UNITÀ / UNIT / PRESTAM B5.5	B5.5	4.35	4.8	9.0	4.50	4.3	4.3	8.0	4.0	31.3	28	74.5	71.5	60	1
001	8064.0155	PUNZONE / PUNCH / LOCHER PRESTAM B5.5 + DIN 9861		/	/	/	/	4.3	4.3	8.0	4.0	/	/	74.5	71.5	60	
002	8053.0155	MATRICE / MATRIX / MATRIX PRESTAM B5.5		4.35	4.8	9.0	4.50	/	/	/	/	31.3	28	/	/	/	
	0301.0063	UNITÀ / UNIT / PRESTAM B6.3	B6.3	4.85	5.3	10.5	5.25	4.8	4.8	10.0	5.0	31.3	28	74.5	71.5	60	1
001	8064.0163	PUNZONE / PUNCH / LOCHER PRESTAM B6.3 + DIN 9861		/	/	/	/	4.8	4.8	10.0	5.0	/	/	74.5	71.5	60	
002	8053.0163	MATRICE / MATRIX / MATRIX PRESTAM B6.3		4.85	5.3	10.5	5.25	/	/	/	/	31.3	28	/	/	/	

MODELLO D'ORDINE / ORDER EXAMPLE / BESTELLBEISPIEL

MODEL **0301** Ø DIAMETER **0035**

0302 - **PRESTAUTO**

NORMA F 01467

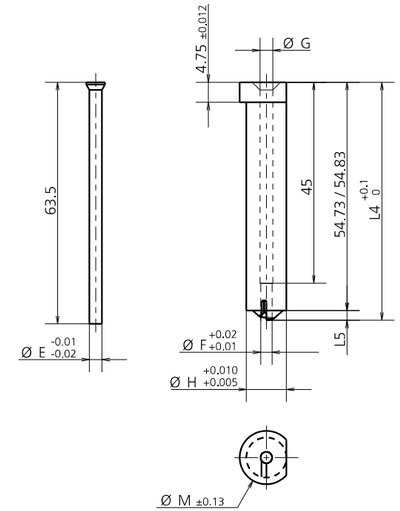

001 (8064) PUNZONE / PUNCH / LOCHER

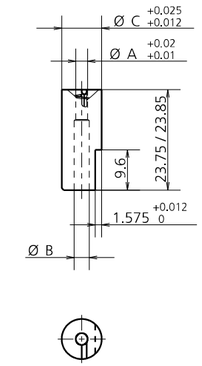

002 (8053) MATRICE / MATRIX / MATRIX

POS.	MODEL	DESCRIPTION	Ø SCREW	Ø A	Ø B	Ø C	Ø E	Ø F	Ø G	Ø H	Ø M	L2	L4	L5	MAX THICKNESS
	0302.0035	UNITÀ / UNIT / PRESTAUTO B3.5	B3.5	2.5	3.5	9.525	2.5	2.5	2.8	9.525	14.2	20	56.8	2	0.6
001	8064.0235	PUNZONE / PUNCH / LOCHER PRESTAUTO B3.5 + DIN 9861		/	/	/	2.5	2.5	2.8	9.525	14.2	/	56.8	2	
002	8053.0235	MATRICE / MATRIX / MATRIX PRESTAUTO B3.5		2.5	3.5	9.525	/	/	/	/	/	20	/	/	
	0302.0042	UNITÀ / UNIT / PRESTAUTO B4.2	B3.9	2.9	3.9	12.7	2.9	2.9	3.2	12.7	17.3	19	57.45	2.65	0.6
001	8064.0242	PUNZONE / PUNCH / LOCHER PRESTAUTO B4.2 + DIN 9861		/	/	/	2.9	2.9	3.2	12.7	17.3	/	57.45	2.65	
002	8053.0242	MATRICE / MATRIX / MATRIX PRESTAUTO B4.2		2.9	3.9	12.7	/	/	/	/	/	19	/	/	
	0302.0048	UNITÀ / UNIT / PRESTAUTO B4.8	B4.2	3.3	4.3	12.7	3.3	3.3	3.6	12.7	17.3	19	57.45	2.65	0.8
001	8064.0248	PUNZONE / PUNCH / LOCHER PRESTAUTO B4.8 + DIN 9861		/	/	/	3.3	3.3	3.6	12.7	17.3	/	57.45	2.65	
002	8053.0248	MATRICE / MATRIX / MATRIX PRESTAUTO B4.8		3.3	4.3	12.7	/	/	/	/	/	19	/	/	
	0302.0055	UNITÀ / UNIT / PRESTAUTO B5.5	B4.8	3.9	4.9	15.87	3.9	3.9	4.2	15.87	22	18.5	58.1	3.3	0.9
001	8064.0255	PUNZONE / PUNCH / LOCHER PRESTAUTO B5.5 + DIN 9861		/	/	/	3.9	3.9	4.2	15.87	22	/	58.1	3.3	
002	8053.0255	MATRICE / MATRIX / MATRIX PRESTAUTO B5.5		3.9	4.9	15.87	/	/	/	/	/	19	/	/	
	0302.0063	UNITÀ / UNIT / PRESTAUTO B6.3	B5.5	4.5	5.5	15.87	4.5	4.5	4.8	15.87	22	18.5	58.1	3.3	1
001	8064.0263	PUNZONE / PUNCH / LOCHER PRESTAUTO B6.3 + DIN 9861		/	/	/	4.5	4.5	4.8	15.87	22	/	58.1	3.3	
002	8053.0263	MATRICE / MATRIX / MATRIX PRESTAUTO B6.3		4.5	5.5	15.87	/	/	/	/	/	19	/	/	
	0302.0080	UNITÀ / UNIT / PRESTAUTO B8	B6.3	5.8	7.1	20	5.8	5.8	6.1	20	25	17.5	59	4.2	1
001	8064.0280	PUNZONE / PUNCH / LOCHER PRESTAUTO B8 + DIN 9861		/	/	/	5.8	5.8	6.1	20	25	/	59	4.2	
002	8053.0280	MATRICE / MATRIX / MATRIX PRESTAUTO B8		5.8	7.1	20	/	/	/	/	/	18	/	/	

MODELLO D'ORDINE / ORDER EXAMPLE / BESTELLBEISPIEL

MODEL **0302** Ø DIAMETER **0035**

PILOTI

PILOT UNITS / PILOT EINHEITSPECIAL

PILOTI

PILOT UNITS / PILOT EINHEITSPECIAL

Perno preciso dotato di estrattore che permette di centrare la lamiera attraverso fori precedentemente eseguiti.

Precise pin equipped with ejector that allows to balance the metal sheet by previously performed holes.

Präziser Stift, ausgerüstet mit einem Abstreifer, der zur Zentrierung des Bleches durch vorher ausgeführte Löcher dient.

PRODUCT DESIGNED AND MANUFACTURED IN ITALY · PRODUCT AVAILABLE ON STOCK · COMPETITIVE PRICE

PUNTI DI FORZA / STRENGTHS / STÄRKEN

LONG DURATION · HIGH QUALITY MATERIALS · INTERCHANGEABILITY · DIRECT USE UNDER THE PRESS

14_ _ - PILOTA

PILOT UNIT / PILOTEINHEIT

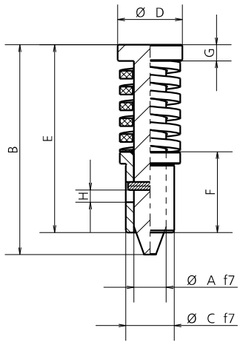



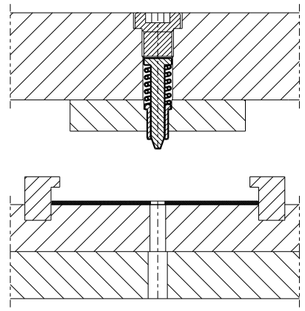

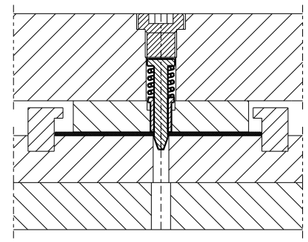

MODEL	F0 PRELOADED (N)	F1 PRESSED (N)	Ø A	B	Ø C	Ø D	E	F	G	H	STANDARD
1411.0536	25	70	5	36	8	11	32	8	3	4.5	
1412.0536	40	112	5	36	8	11	32	8	3	4.5	
1413.0536	55	155	5	36	8	11	32	8	3	4.5	
1411.0540	25	70	5	40	8	11	36	12	3	4.5	
1412.0540	40	112	5	40	8	11	36	12	3	4.5	
1413.0540	55	155	5	40	8	11	36	12	3	4.5	
1411.0544	25	70	5	44	8	11	40	16	3	4.5	
1412.0544	40	112	5	44	8	11	40	16	3	4.5	
1413.0544	55	155	5	44	8	11	40	16	3	4.5	
1411.0645	45	125	6	45	10	12.5	40	16	3	4.5	
1412.0645	75	210	6	45	10	12.5	40	16	3	4.5	
1413.0645	105	295	6	45	10	12.5	40	16	3	4.5	
1411.0649	45	125	6	49	10	12.5	44	20	3	4.5	
1412.0649	75	210	6	49	10	12.5	44	20	3	4.5	
1413.0649	105	295	6	49	10	12.5	44	20	3	4.5	
1411.0848	58	164	8	48	12	16	41	16	4	4.5	
1412.0848	123	346	8	48	12	16	41	16	4	4.5	
1413.0848	189	530	8	48	12	16	41	16	4	4.5	
1411.0852	58	164	8	52	12	16	45	20	4	4.5	
1412.0852	123	346	8	52	12	16	45	20	4	4.5	
1413.0852	189	530	8	52	12	16	45	20	4	4.5	
1411.1054	140	391	10	54	15	20	46	20	5	4.5	
1412.1054	245	686	10	54	15	20	46	20	5	4.5	
1413.1054	540	1512	10	54	15	20	46	20	5	4.5	
1411.1059	140	391	10	59	15	20	51	25	5	4.5	
1412.1059	245	686	10	59	15	20	51	25	5	4.5	
1413.1059	540	1512	10	59	15	20	51	25	5	4.5	
1420.1063	49	62	9.8	63.2	15	18	53	28	4	3.5	MERCEDES-BENZ
1420.1362	48	56	12.8	62	23	21	51.5	28	4	3.5	
1420.1672	48	56	15.8	72.5	26	24	60	28	4	3.5	MERCEDES-BENZ

MODELLO D'ORDINE / ORDER EXAMPLE / BESTELLBEISPIEL

MODEL **1411.0540**

141A - PILOTA

PILOT UNIT / PILOTEINHEIT

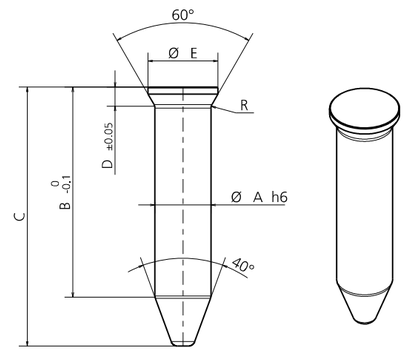

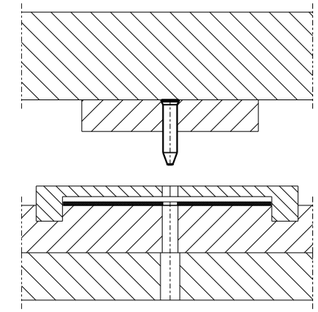

MODEL	Ø A	B	C	D	Ø E	R
141A.0312	3	12	15.5	1.8	4.5	0.5
141A.0320	3	20	23.5	1.8	4.5	0.5
141A.0330	3	30	33.5	1.8	4.5	0.5
141A.0370	3	70	73.5	1.8	4.5	0.5
141A.0412	4	12	16	1.8	5.5	0.5
141A.0420	4	20	24	1.8	5.5	0.5
141A.0430	4	30	34	1.8	5.5	0.5
141A.0470	4	70	74	1.8	5.5	0.5
141A.0612	6	12	17	2.23	8	1
141A.0620	6	20	25	2.23	8	1
141A.0630	6	30	35	2.23	8	1
141A.0670	6	70	75	2.23	8	1
141A.0820	8	20	27	2.73	10	1
141A.0830	8	30	37	2.73	10	1
141A.0840	8	40	47	2.73	10	1
141A.0880	8	80	84	2.73	10	1

MODELLO D'ORDINE / ORDER EXAMPLE / BESTELLBEISPIEL

MODEL **141A.0312**

141B - PILOTA

PILOT UNIT / PILOTEINHEIT

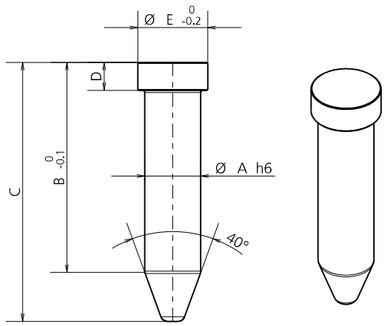

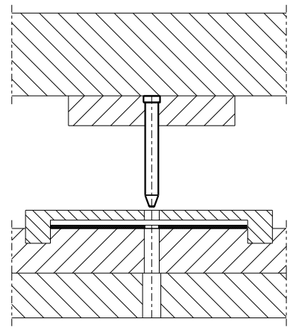

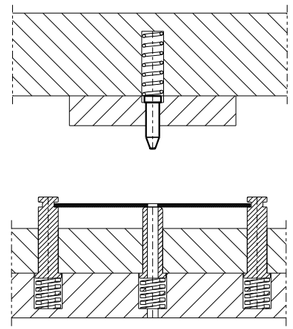

MODEL	Ø A	B	C	D	Ø E
141B.0312	3	12	15.5	2	5
141B.0316	3	16	19,5	2	5
141B.0320	3	20	23.5	2	5
141B.0325	3	25	28,5	2	5
141B.0330	3	30	33.5	2	5
141B.0360	3	60	63.5	2	5
141B.0370	3	70	73.5	2	5
141B.0412	4	12	16	3	6
141B.0416	4	16	20	3	6
141B.0420	4	20	24	3	6
141B.0425	4	25	29	3	6
141B.0430	4	30	34	3	6
141B.0450	4	50	54	3	6
141B.0470	4	70	74	3	6
141B.0480	4	80	84	3	6
141B.0512	5	12	17	3	7
141B.0516	5	16	21	3	7
141B.0520	5	20	25	3	7
141B.0525	5	25	30	3	7
141B.0530	5	30	35	3	7
141B.0550	5	50	55	3	7
141B.0570	5	70	75	3	7
141B.0580	5	80	85	3	7
141B.0612	6	12	17	3	8
141B.0616	6	16	21	3	8
141B.0620	6	20	25	3	8
141B.0625	6	25	30	3	8
141B.0630	6	30	35	3	8
141B.0650	6	50	55	3	8
141B.0670	6	70	75	3	8
141B.0680	6	80	85	3	8
141B.0812	8	12	19	4	10
141B.0816	8	16	23	4	10
141B.0820	8	20	27	4	10
141B.0825	8	25	32	4	10
141B.0830	8	30	37	4	10
141B.0840	8	40	47	4	10
141B.0880	8	80	87	4	10
141B.0890	8	90	97	4	10
141B.1020	10	20	28	5	16
141B.1025	10	25	33	5	16
141B.1030	10	30	38	5	16
141B.1040	10	40	48	5	16
141B.1080	10	80	88	5	16
141B.1090	10	90	98	5	16
141B.1220	12	20	30	5	16
141B.1225	12	25	35	5	16
141B.1230	12	30	40	5	16
141B.1240	12	40	50	5	16
141B.1280	12	80	90	5	16

MODELLO D'ORDINE / ORDER EXAMPLE / BESTELLBEISPIEL

MODEL **141B.0312**

PILOTI

PILOT UNITS / PILOT EINHEITSPECIAL

SOLLEVATORI

LIFTERS / HUBEINRICHTUNGEN

SOLLEVATORI

LIFTERS / HUBEINRICHTUNGEN

Meccanismi che permettono di guidare la lamiera durante lo stampaggio, garantendo anche la velocizzazione dell'avanzamento del nastro grazie ad un sistema di sollevamento.

Mechanisms that allow to guide the metal sheet during the stamping process, guaranteeing the increment of the band feeding speed thanks to a lifting system.

Mechanismen, welche die Führung des Bleches während des Formverfahren ermöglichen und eine höhere Bandgeschwindigkeit durch ein Hubsystem garantieren.

PRODUCT DESIGNED AND MANUFACTURED IN ITALY · RIGHT USE AND MAINTENANCE LONG TERM · PRODUCT AVAILABLE ON STOCK · COMPETITIVE PRICE

PUNTI DI FORZA / STRENGTHS / STÄRKEN

LONG DURATION · HIGH QUALITY MATERIALS · MINIMUM SIZE · WIDE RANGE OF MODELS · INTERCHANGEABILITY · DIRECT USE UNDER THE PRESS

1201 - SOLLEVATORE

LIFTER / HUBZAPFEN

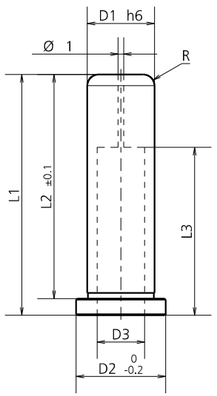



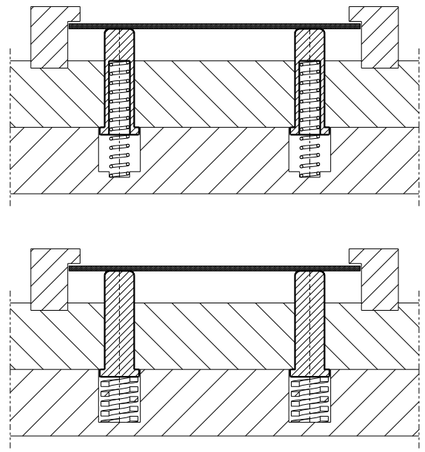

MODEL	D1	D2	D3	L1	L2	L3	R
1201.0418	4	6	-	18	16	-	0.5
1201.0422	4	6	-	22	20	-	0.5
1201.0425	4	6	-	25	23	-	0.5
1201.0427	4	6	-	27	25	-	0.5
1201.0623	6	8	-	23	20	-	0.8
1201.0626	6	8	-	26	23	-	0.8
1201.0628	6	8	-	28	25	-	0.8
1201.0635	6	8	-	35	32	-	0.8
1201.0643	6	8	-	43	40	-	0.8
1201.0826	8	10	-	26	23	-	1
1201.0828	8	10	-	28	25	-	1
1201.0835	8	10	-	35	32	-	1
1201.0843	8	10	-	43	40	-	1
1201.1028	10	14	6.5	28	25	17	1.5
1201.1035	10	14	6.5	35	32	24	1.5
1201.1043	10	14	6.5	43	40	30	1.5
1201.1053	10	14	6.5	53	50	40	1.5
1201.1228	12	16	8.5	28	25	17	2
1201.1235	12	16	8.5	35	32	24	2
1201.1243	12	16	8.5	43	40	30	2
1201.1253	12	16	8.5	53	50	40	2
1201.1635	16	20	10.5	35	32	24	3.5
1201.1643	16	20	10.5	43	40	30	3.5
1201.1653	16	20	10.5	53	50	40	3.5
1201.1666	16	20	10.5	66	63	50	3.5
1201.2045	20	25	12.5	45	40	30	4
1201.2055	20	25	12.5	55	50	40	4
1201.2068	20	25	12.5	68	63	50	4

MODELLO D'ORDINE / ORDER EXAMPLE / BESTELLBEISPIEL

MODEL **1201** DIAMETER **D1 04** LENGHT **L1 22**

1202 - SOLLEVATORE GUIDA-NASTRO

LIFTER-METAL STRIP GUIDE / HUBZAPFEN STREIFENFÜHRUNG

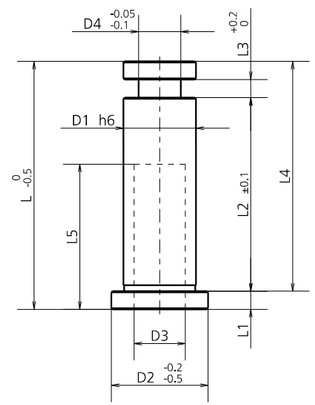

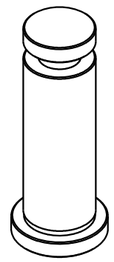

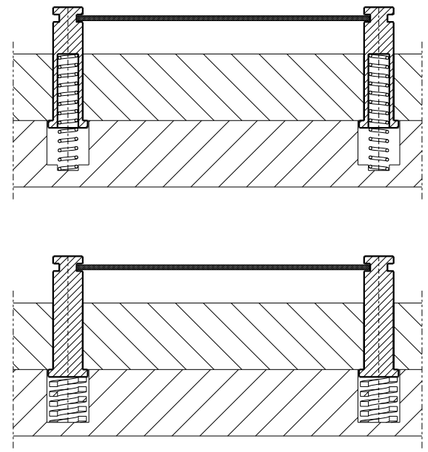

MODEL	D1	D2	D3	D4	L	L1	L2	L3	L4	L5
1202.0629	6	8	-	3	29.5	2	25	0.5	27.5	-
1202.0630	6	8	-	3	30	2	25	1	28	-
1202.0636	6	8	-	3	36.5	2	32	0.5	34.5	-
1202.0637	6	8	-	3	37	2	32	1	35	-
1202.0831	8	10	-	5	31	3	25	1	28	-
1202.0832	8	10	-	5	32	3	25	2	29	-
1202.0838	8	10	-	5	38	3	32	1	35	-
1202.0839	8	10	-	5	39	3	32	2	36	-
1202.0846	8	10	-	5	46	3	40	1	43	-
1202.0847	8	10	-	5	47	3	40	2	44	-
1202.1033	10	12.5	6.5	6	33	3	25	2	30	18
1202.1034	10	12.5	6.5	6	34	3	25	3	31	18
1202.1040	10	12.5	6.5	6	40	3	32	2	37	24
1202.1041	10	12.5	6.5	6	41	3	32	3	38	24
1202.1048	10	12.5	6.5	6	48	3	40	2	45	30
1202.1049	10	12.5	6.5	6	49	3	40	3	46	30
1202.1233	12	16	8.5	7	33	3	25	2	30	18
1202.1234	12	16	8.5	7	34	3	25	3	31	18
1202.1240	12	16	8.5	7	40	3	32	2	37	24
1202.1241	12	16	8.5	7	41	3	32	3	38	24
1202.1248	12	16	8.5	7	48	3	40	2	45	30
1202.1249	12	16	8.5	7	49	3	40	3	46	30
1202.1642	16	20	10.5	8	42	3	32	3	39	24
1202.1644	16	20	10.5	8	44	3	32	5	41	24
1202.1650	16	20	10.5	8	50	3	40	3	47	30
1202.1652	16	20	10.5	8	52	3	40	5	49	30
1202.1660	16	20	10.5	8	60	3	50	3	57	40
1202.1662	16	20	10.5	8	62	3	50	5	59	40
1202.2052	20	25	12.5	12	52	5	40	3	47	30
1202.2054	20	25	12.5	12	54	5	40	5	49	30
1202.2062	20	25	12.5	12	62	5	50	3	57	40
1202.2064	20	25	12.5	12	64	5	50	5	59	40
1202.2075	20	25	12.5	12	75	5	63	3	70	50
1202.2077	20	25	12.5	12	77	3	63	5	70	50

MODELLO D'ORDINE / ORDER EXAMPLE / BESTELLBEISPIEL

MODEL **1202** DIAMETER **D1 06** LENGHT **L1 29**

1203 - SOLLEVATORE GUIDA-NASTRO CON ANTIROTAZIONE

LIFTER-METAL STRIP GUIDE WITH ANTIROTATION SYSTEM / HUBZAPFEN STREIFENFÜHRUNG MIT ROTATIONSSTOP

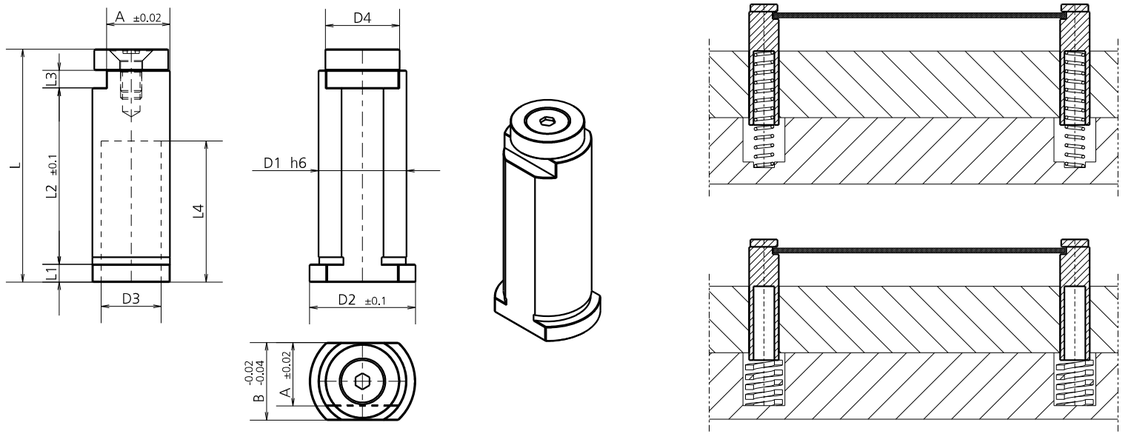

MODEL	D1	D2	D3	D4	L	L1	L2	L3	L4	A	B
1203.1234	12	16	8.5	10	34	3	25	3	18	9	11
1203.1241	12	16	8.5	10	41	3	32	3	24	9	11
1203.1249	12	16	8.5	10	49	3	40	3	30	9	11
1203.1644	16	20	11	13	44	3	32	3	24	11	14
1203.1652	16	20	11	13	52	3	40	3	30	11	14
1203.1662	16	20	11	13	62	3	50	3	40	11	14
1203.2056	20	25	13	17	56	5	40	5	30	15	18
1203.2066	20	25	13	17	66	5	50	5	40	15	18
1203.2079	20	25	13	17	79	5	63	5	50	15	18
1203.2556	25	30	17	21	56	5	40	5	30	18	22
1203.2566	25	30	17	21	66	5	50	5	40	18	22
1203.2579	25	30	17	21	79	5	63	5	50	18	22
1203.3056	30	35	21	25	56	5	40	5	30	21.5	26
1203.3066	30	35	21	25	66	5	50	5	40	21.5	26
1203.3079	30	35	21	25	79	5	63	5	50	21.5	26

MODELLO D'ORDINE / ORDER EXAMPLE / BESTELLBEISPIEL

MODEL **1203** DIAMETER **D1 12** LENGHT **L1 34**

1204 - UNITÀ DI SOLLEVAMENTO COMPLETA PER 1203

COMPLETE UNIT FOR 1203 / VOLLSTÄNDIGE EINHEIT FÜR 1203

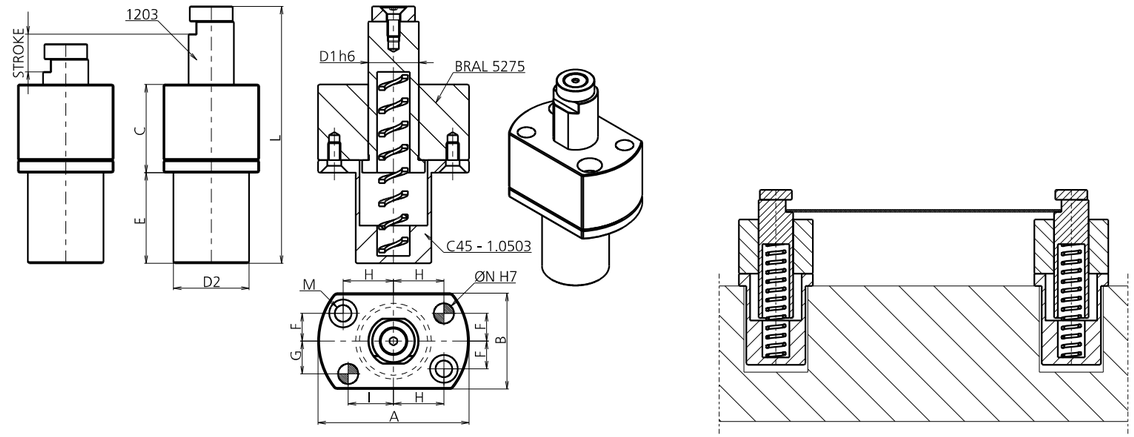

MODEL	D1	D2	A	B	C	E	R	G	H	I	L	M	Ø N	STROKE	FORCE
1204.1112	12	20	45	25	20	19	6.5	8.5	15.5	13.5	55	M4	6	7	4.5
1204.1212	12	20	45	25	20	19	6.5	8.5	15.5	13.5	55	M4	6	10	3
1204.2112	12	20	45	25	20	26	6.5	8.5	15.5	13.5	69	M4	6	10	5
1204.2212	12	20	45	25	20	26	6.5	8.5	15.5	13.5	69	M4	6	15	3.5
1204.1116	16	24	50	30	27	25	8	10	16.5	14.5	71	M5	6	7	13
1204.1216	16	24	50	30	27	25	8	10	16.5	14.5	71	M5	6	10	6.5
1204.2116	16	24	50	30	27	32	8	10	16.5	14.5	86	M5	6	10	13
1204.2216	16	24	50	30	27	32	8	10	16.5	14.5	86	M5	6	15	7
1204.3116	16	24	50	30	27	34	8	10	16.5	14.5	98	M5	6	15	13
1204.3216	16	24	50	30	27	34	8	10	16.5	14.5	8	M5	6	20	7
1204.1120	20	30	60	38	35	36	11	13	20	18	102	M6	8	15	23
1204.1220	20	30	60	38	35	36	11	13	20	18	102	M6	8	20	16
1204.2120	20	30	60	38	35	52	11	13	20	18	131	M6	8	20	19
1204.2220	20	30	60	38	35	52	11	13	20	18	131	M6	8	25	11
1204.1125	25	35	70	40	35	36	11.5	13.5	24.5	22.5	102	M6	8	15	43
1204.1225	25	35	70	40	35	36	11.5	13.5	24.5	22.5	102	M6	8	20	23
1204.2125	25	35	70	40	35	66	11.5	13.5	24.5	22.5	145	M6	8	25	44
1204.2225	25	35	70	40	35	66	11.5	13.5	24.5	22.5	145	M6	8	32	20
1204.1130	30	41	80	50	35	36	15	17	27.5	25.5	102	M8	10	15	105
1204.1230	30	41	80	50	35	36	15	17	27.5	25.5	102	M8	10	20	36
1204.2130	30	41	80	50	35	66	15	17	27.5	25.5	145	M8	10	25	108
1204.2230	30	41	80	50	35	66	15	17	27.5	25.5	145	M8	10	32	30

MODELLO D'ORDINE / ORDER EXAMPLE / BESTELLBEISPIEL

MODEL **1204.1112**

1205 - UNITÀ DI SOLLEVAMENTO COMPLETA PER 1202

COMPLETE UNIT FOR 1202 / VOLLSTÄNDIGE EINHEIT FÜR 1202

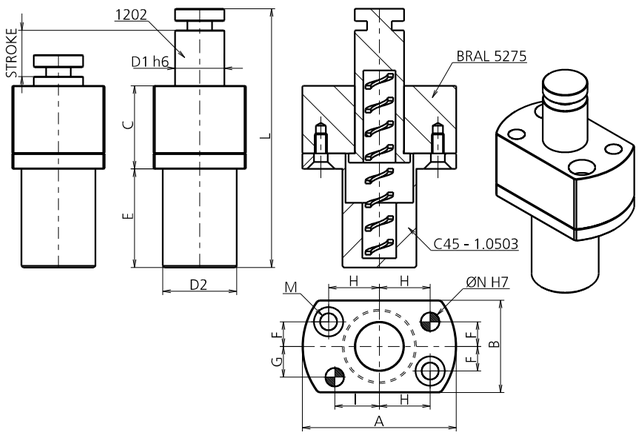

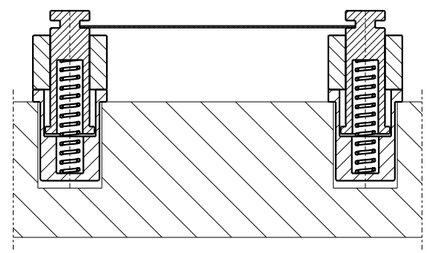

MODEL	D1	D2	A	B	C	E	R	G	H	I	L	M	Ø N	STROKE	FORCE
1205.1110	10	16	40	25	20	16	6.5	8.5	13.5	11.5	55	M4	6	7	4
1205.1210	10	16	40	25	20	16	6.5	8.5	13.5	11.5	55	M4	6	10	2
1205.2110	10	16	40	25	20	26	6.5	8.5	13.5	11.5	69	M4	6	10	4.5
1205.2210	10	16	40	25	20	26	6.5	8.5	13.5	11.5	69	M4	6	15	2.5
1205.1112	12	20	45	25	20	19	6.5	8.5	15.5	11.5	55	M4	6	7	4.5
1205.1212	12	20	45	25	20	19	6.5	8.5	15.5	11.5	55	M4	6	10	3
1205.2112	12	20	45	25	20	26	6.5	8.5	15.5	11.5	69	M4	6	10	5
1205.2212	12	20	45	25	20	26	6.5	8.5	15.5	11.5	69	M4	6	15	3.5
1205.1116	16	24	50	30	27	25	8	10	16.5	14.5	71	M5	6	7	13
1205.1216	16	24	50	30	27	25	8	10	16.5	14.5	71	M5	6	10	6.5
1205.2116	16	24	50	30	27	32	8	10	16.5	14.5	89	M5	6	10	13
1205.2216	16	24	50	30	27	32	8	10	16.5	14.5	89	M5	6	15	7
1205.3116	16	24	50	30	27	34	8	10	16.5	14.5	98	M5	6	15	13
1205.3216	16	24	50	30	27	34	8	10	16.5	14.5	98	M5	6	20	7
1205.1120	20	30	60	38	35	36	11	13	20	18	102	M6	8	15	23
1205.1220	20	30	60	38	35	36	11	13	20	18	102	M6	8	20	16
1205.2120	20	30	60	38	35	52	11	13	20	18	131	M6	8	20	19
1205.2220	20	30	60	38	35	52	11	13	20	18	131	M6	8	25	11

MODELLO D'ORDINE / ORDER EXAMPLE / BESTELLBEISPIEL

MODEL **1205.1110**

SOLLEVATORI

LIFTERS / HUBEINRICHTUNGEN

PRESSORI MOLLEGGIATI

SPRUNG PRESSERS / GEFEDERTE NIEDERHALTER-DRUCKROLLEN

PRESSORI MOLLEGGIATI

SPRUNG PRESSERS / GEFEDERTE NIEDERHALTER-DRUCKROLLEN

Sistemi molleggiati a sfere o rulli, che facilitano la movimentazione di piastre e stampi pesanti.

Ball bearings or rollers sprung systems, that facilitate the movement of heavy plates and dies.

Gefederte Systeme mit Kugeln oder Rollen welche die Fortbewegung von schwere Blechen und Pressformen erleichtern.

PUNTI DI FORZA / STRENGTHS / STÄRKEN

1301 - PRESSORE MOLLEGGIATO A SFERA
BALL BEARING PRESSER / KUGELLAGERANDRÜCKER

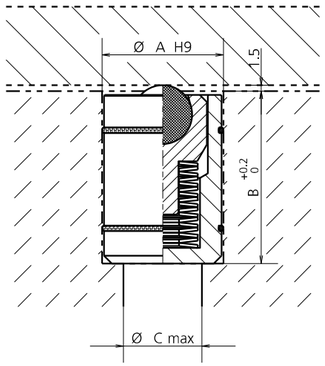

MODEL	Ø A	Ø BALL BEARING	B	Ø C	LOAD (daN)
1301.0020	20	10	30	10	25
1301.0024	24	12	38	14	40
1301.0030	30	15	44	20	63
1301.0040	40	20	53	30	100

MODELLO D'ORDINE / ORDER EXAMPLE / BESTELLBEISPIEL

MODEL **1301** Ø DIAMETER **0020**

1302 - PRESSORE MOLLEGGIATO A SFERA CON COLLARE
BALL BEARING PRESSER WITH COLLAR / KUGELLAGERANDRÜCKER GEKRÖPFT

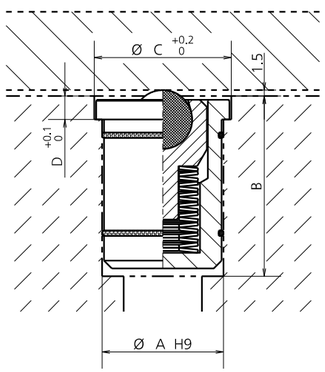

MODEL	Ø A	Ø BALL BEARING	B	Ø C	D	LOAD (daN)
1302.0020	20	10	31	25	3,5	25
1302.0024	24	12	39	30	4	40
1302.0030	30	15	45	35	5	63
1302.0040	40	20	54	50	6	100

MODELLO D'ORDINE / ORDER EXAMPLE / BESTELLBEISPIEL

MODEL **1302** Ø DIAMETER **0020**

1303 - LISTELLO PORTA-PRESSORI MOLLEGGIATI A SFERA
BALL BEARING PRESSER RAIL / KUGELLAGERANDRÜCKERSCHIENE

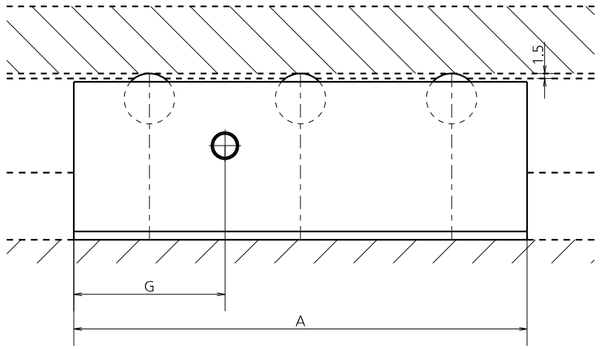

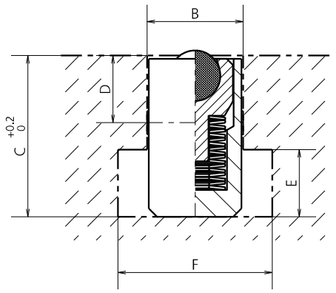

MODEL	Ø BALL BEARING	Q.TY	A	B	C	D	E	F	G	LOAD (daN)
1303.A105	10	3	105	18	30	14,5	12	30	35	75
1303.A140	10	4	140	18	30	14,5	12	30	35	100
1303.A175	10	5	175	18	30	14,5	12	30	35	125
1303.A210	10	6	210	18	30	14,5	12	30	35	150
1303.A280	10	8	280	18	30	14,5	12	30	35	200
1303.A350	10	10	350	18	30	14,5	12	30	35	250
1303.B120	12	3	120	22	38	14,5	16	37	40	120
1303.B160	12	4	160	22	38	14,5	16	37	40	160
1303.B200	12	5	200	22	38	14,5	16	37	40	200
1303.B240	12	6	240	22	38	14,5	16	37	40	240
1303.B320	12	8	320	22	38	14,5	16	37	40	320
1303.B400	12	10	400	22	38	14,5	16	37	40	400
1303.C135	15	3	135	28	48	19	20	46	45	190
1303.C180	15	4	180	28	48	19	20	46	45	250
1303.C225	15	5	225	28	48	19	20	46	45	320
1303.C270	15	6	270	28	48	19	20	46	45	380
1303.C360	15	8	360	28	48	19	20	46	45	500
1303.C450	15	10	450	28	48	19	20	46	45	630
1303.D150	20	3	150	36	61	24,5	25	56	50	300
1303.D200	20	4	200	36	61	24,5	25	56	50	400
1303.D250	20	5	250	36	61	24,5	25	56	50	500
1303.D300	20	6	300	36	61	24,5	25	56	50	600
1303.D400	20	8	400	36	61	24,5	25	56	50	800
1303.D500	20	10	500	36	61	24,5	25	56	50	1000

MODELLO D'ORDINE / ORDER EXAMPLE / BESTELLBEISPIEL

MODEL **1303.A105**

1304 - **PRESSORE MOLLEGGIATO A RULLO**

ROLLER PRESSER / WÄLZLAGERANDRÜCKER

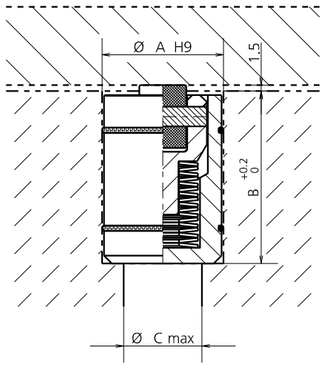

MODEL	Ø A	Ø ROLLER	B	Ø C	LOAD (daN)
1304.0020	20	10	30	10	50
1304.0024	24	13	38	14	80
1304.0030	30	16	44	20	125
1304.0040	40	19	53	30	200

MODELLO D'ORDINE / ORDER EXAMPLE / BESTELLBEISPIEL

MODEL **1304** Ø DIAMETER **0020**

1305 - **PRESSORE MOLLEGGIATO A RULLO CON COLLARE**

ROLLER PRESSER WITH COLLAR / WÄLZLAGERANDRÜCKER GEKRÖPFT

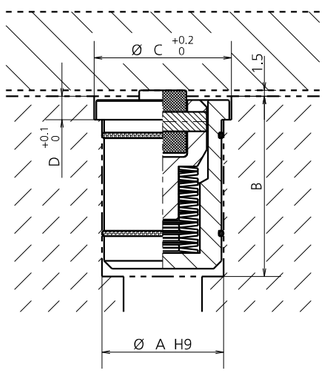

MODEL	Ø A	Ø ROLLER	B	Ø C	D	LOAD (daN)
1305.0020	20	10	31	25	3,5	50
1305.0024	24	13	39	30	4	80
1305.0030	30	16	45	35	5	125
1305.0040	40	19	54	50	6	200

MODELLO D'ORDINE / ORDER EXAMPLE / BESTELLBEISPIEL

MODEL **1305** Ø DIAMETER **0020**

1306 - **LISTELLO PORTA-PRESSORI MOLLEGGIATI A RULLI**

ROLLER PRESSER RAIL / WÄLZLAGERANDRÜCKERSCHIENE

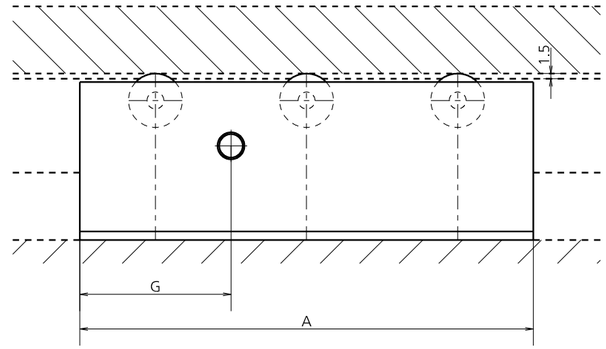

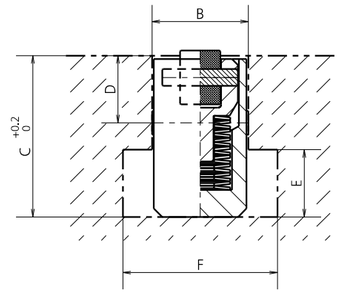

MODEL	Ø ROLLER	Q.TY	A	B	C	D	E	F	G	LOAD (daN)
1306.A105	10	3	105	18	30	14,5	12	30	35	150
1306.A140	10	4	140	18	30	14,5	12	30	35	200
1306.A175	10	5	175	18	30	14,5	12	30	35	250
1306.A210	10	6	210	18	30	14,5	12	30	35	300
1306.A280	10	8	280	18	30	14,5	12	30	35	400
1306.A350	10	10	350	18	30	14,5	12	30	35	500
1306.B120	13	3	120	22	38	14,5	16	37	40	240
1306.B160	13	4	160	22	38	14,5	16	37	40	320
1306.B200	13	5	200	22	38	14,5	16	37	40	400
1306.B240	13	6	240	22	38	14,5	16	37	40	480
1306.B320	13	8	320	22	38	14,5	16	37	40	640
1306.B400	13	10	400	22	38	14,5	16	37	40	800
1306.C135	16	3	135	28	48	19	20	46	45	380
1306.C180	16	4	180	28	48	19	20	46	45	500
1306.C225	16	5	225	28	48	19	20	46	45	630
1306.C270	16	6	270	28	48	19	20	46	45	750
1306.C360	16	8	360	28	48	19	20	46	45	1000
1306.C450	16	10	450	28	48	19	20	46	45	1250
1306.D150	19	3	150	36	61	24,5	25	56	50	600
1306.D200	19	4	200	36	61	24,5	25	56	50	800
1306.D250	19	5	250	36	61	24,5	25	56	50	1000
1306.D300	19	6	300	36	61	24,5	25	56	50	1200
1306.D400	19	8	400	36	61	24,5	25	56	50	1600
1306.D500	19	10	500	36	61	24,5	25	56	50	2000

MODELLO D'ORDINE / ORDER EXAMPLE / BESTELLBEISPIEL

MODEL **1306.A105**

SUPPORTI PER STAMPI

SUPPORTS FOR DIES / WERKZEUGE ENTLASTUNG

SUPPORTI PER STAMPI

SUPPORTS FOR DIES / WERKZEUGE ENTLASTUNG

Pensati e costruiti per lo stoccaggio ed il trasporto dello stampo. Questo tipo di prodotto serve a distanziare le parti. In questo modo le molle ed i cilindri non vengono sovra-caricati. È indispensabile per la protezione degli stampi, in quanto vi è un perfetto centraggio tra bussola e colonna. Ogni supporto ha una portata proporzionata al peso dello stampo. Anche "visivamente" cattura l'attenzione dell'osservatore.

Designed and built for the storage and transport of the die. This type of product is necessary to distance the party. In this way the springs and the cylinders are not over-loaded. It is essential for the protection of the dies, as there is a perfect centring between bushing and column. Every "SSD" has a proportionate carrying capacity to the weight of the die. Also "visually" captures the viewer's attention.

Dieses Produkt ist für die Lagerung und den Transport von Werkzeugen konzipiert. Es eignet sich um Werkzeuge zu distanzieren. Auf diese Weise werden Schnitte, Formen und Gasdruckfedern geschont. Es ist wichtig für den Schutz und des Werkzeuges, da es eine perfekte Zentrierung zwischen Buchse und Säule. Jeder "SSD" hat eine Tragfähigkeit proportional zum Gewicht des Werkzeuges. Auch "visuell" fängt die Aufmerksamkeit des Betrachters.

PUNTI DI FORZA / STRENGTHS / STÄRKEN

SUPPORTI PER STAMPI

SUPPORTS FOR DIES / WERKZEUGE ENTLASTUNG

USO SENZA / USE WITHOUT / NUTZUNG OHNE SSD - SMD - CD - SM

Nessuna protezione per lo stampo. Nessuna stabilità. Pericolo di ammaccamento.

No protection for the die. No stability. Risk of crush.

Keine Schutz für das Werkzeug. Keine Stabilität. Gefahr der Kollision.

USO CON / USE WITH / NUTZUNG MIT SSD - SMD - CD - SM

Protezione per lo stampo. Stabilità. Nessun danno. Nessun pericolo di ammaccamenti.

Protection for the die. Stability. No damages. No risk of crush.

Schutz für die Werkzeug. Stabilität. Keine Schäden. Keine Kollisionsgefahr.

I supporti devono essere rimossi prima di testare lo stampo.
The supports must be removed before testing the die.
Distanzstücke müssen vor dem Test aus dem Werkzeug entfernen.

PEZZI DI METALLO / METAL PIECES / METALSTÜCKE

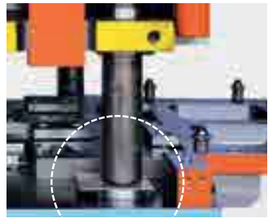

PEZZI DI LEGNO / WOOD PIECES / HOLZSTÜCKE

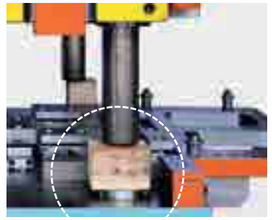

APPOGGIO CASUALE SULLE COLONNE DELLO STAMPO / CASUAL SUPPORT ON THE COLUMNS OF THE DIE
ZUFÄLLIGE UNTERSTÜTZUNG AUF DEN SÄULEN DER MATRIZE



APPOGGIO CASUALE CON UN PEZZO DI METALLO / CASUAL SUPPORT WITH A PIECE OF METAL
ZUFÄLLIGE UNTERSTÜTZUNG MIT EINEM METALLSTÜCK



SUPPORTI PER STAMPI

ESEMPI DI APPLICAZIONI / EXAMPLES OF APPLICATIONS / BEISPIELE FÜR ANWENDUNGEN

0401 SMD

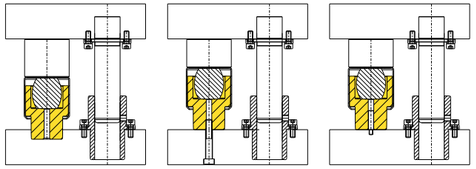

0402 SSD

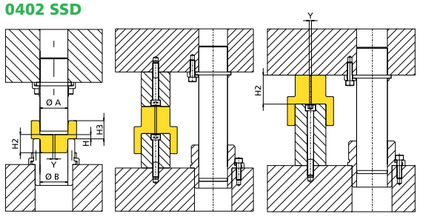

0403 CD

SENZA AMMORTIZZAZIONE
WITHOUT DAMPING
OHNE DÄMPFUNG

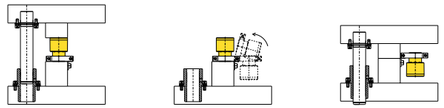

CON AMMORTIZZAZIONE
WITH DAMPING
MIT DÄMPFUNG

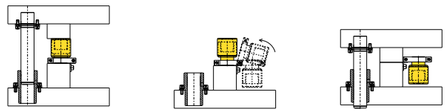

0404 SM

PUNTI DI FORZA / STRENGTHS / STÄRKEN

1 **Visione dello stampo senza rischi** / Vision of the die without risks / Vision des Werkzeuges ohne gefahr
2 **Si può lavorare senza causare danni** / You can work without causing damages / Es kann, ohne Schaden zu arbeiten
3 **Il supporto garantisce stabilità adeguata** / The support guarantees adeguate / Jedes Distanzstück garantiert ausreichende Stabilität
4 **Varietà di applicazioni ed assemblaggi** / Variety of applications and assemblies / Vielzahl von Anwendungen und Montagen
5 **Facilità di apertura dello stampo** / Ease of opening of the die / Einfache Öffnung des Werkzeuges
6 **Il premilamiera non tocca la matrice. Le molle non vanno in compressione ed il peso dello stampo viene bilanciato**
The stripper does not touch the matrix. The springs do not go into compression and the weight of the die will be balanced
Der Stripper berührt die Matrize nicht. Die Federn unter Kompression gehen nicht, und das Gewicht des Werkzeuges ausgeglichen ist
7 **Tutela per gli elementi guida** / Protection for the guiding elements / Schutz für die Führungselemente
8 **Possibilità di filetto all' interno del foro** / Possibility of thread inside the hole / Möglichkeit vom dem Gewinde im Loch
9 **Possibilità di utilizzo di un apposito foro per fissare l' "SSD e SM" con una catena allo stampo**
Possibility of using a special hole to fix the "SSD and SM" with a chain to the die
Möglichkeit der Verwendung einer speziellen Loch um "SSD und SM" mit einer Kettchen in dem Werkzeug zu sichern
10 **Trasporto sicuro fino al magazzino** / Trasporto sicuro fino al magazzino / Einen sicheren Transport zum Lager
11 **Staffaggio in "sicurezza" nella pressa** / Clamping in "safety" / Festklemmen in "Sicherheit"
12 **L'apertura dello stampo e la sua disattivazione è data dal CD** / The opening of the die and its deactivation is given by the CD
Die Öffnung des Werkzeuges und ihrer Deaktivierung wird durch CD gegeben
13 **Possibilità di inserimento di spessori per regolare altezze** / Possibility to insert thicknesses to adjust heights
Die Möglichkeit des Einsetzens die Stärke um die Höhen einstellen

0401 - SUPPORTO CON MOLLA

SUPPORT BAR WITH SPRING / ABSTELLBOLZEN MIT FEDER

PATENT PENDING

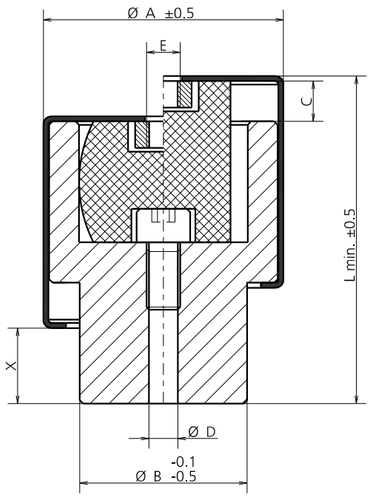

MODEL	Ø A	Ø B	C	Ø D	E	L MIN	X	CARICO A FINE CORSA (daN) LOAD AT THE END OF THE STROKE (daN) BELASTUNG AM ENDE DES HUBES (daN)	CARICO TOTALE (daN) TOTAL LOAD (daN) GESAMTBELASTUNG (daN)
0401.0040	60.5	39.8	10	6.8	M8	84	18	600	6000
0401.0050	72.5	49.8	10	8.6	M10	95.5	24	800	7500
0401.0063	87	62.8	10	8.6	M10	103	27	1250	9400
0401.0080	109	79.8	10	8.6	M10	105.5	27	2300	12000
0401.0100	129	99.8	10	8.6	M10	107	27	3600	15000
0401.0125	155.5	124.8	10	8.6	M10	108	27	7000	18000

MODELLO D'ORDINE / ORDER EXAMPLE / BESTELLBEISPIEL

MODEL **0401** DIAMETER **0040**

0402 - SUPPORTO

SUPPORT / WERKZEUGE ENTLASTUNG

PATENT PENDING

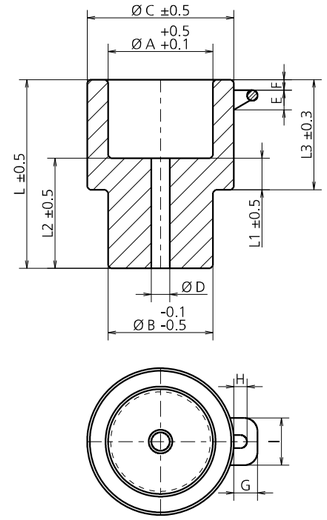

MATERIALE / MATERIAL / MATERIAL **Greenamid PA6 (GF30)**
COLORE / COLOR / FARBE **Giallo** / Yellow / Gelb

MODEL	Ø A	Ø B	Ø C	Ø D	E	F	G	H	I	L	L1	L2	L3	PORTATA CAD. UNO (daN) CARRYING CAPACITY PER UNIT (daN) TRAGFÄHIGKEIT PRO-STÜCK (daN)
0402.0015	15.2	14.8	25	7	7	5.5	8.5	5	14	52	12	32	32	850
0402.0016	16.2	15.8	26	7	7	5.5	8.5	5	14	52	12	32	32	850
0402.0018	18.2	17.8	29	7	7	5.5	8.5	5	14	52	12	32	32	1800
0402.0019	19.2	18.8	30	7	7	5.5	8.5	5	14	52	12	32	32	1800
0402.0020	20.2	19.8	31	7	7	5.5	8.5	5	14	52	12	32	32	1800
0402.0024	24.2	23.8	36	7	7	5.5	8.5	5	14	56	12	34	34	3400
0402.0025	25.2	24.8	37	7	7	5.5	8.5	5	14	56	12	34	34	3400
0402.0030	30.2	29.8	44	7	7	5.5	8.5	5	14	60	12	36	36	3500
0402.0032	32.2	31.8	46	7	7	5.5	8.5	5	14	60	12	36	36	3500
0402.0038	38.2	37.8	54	7	8	5	9	5	18	73	12	43	43	5500
0402.0040	40.2	39.8	56	7	8	5	9	5	18	73	12	43	43	5500
0402.0042	42.2	41.8	58	7	8	5	9	5	18	73	12	43	43	5500
0402.0048	48.2	47.8	66	8.6	8	5	9	5	18	84	12	48	49	6500
0402.0050	50.2	49.8	68	8.6	8	5	9	5	18	84	12	48	49	6500
0402.0052	52.2	51.8	70	8.6	8	5	9	5	18	84	12	48	49	6500
0402.0060	60.2	59.8	79	8.6	8	5	9	5	18	92	12	52	53	10000
0402.0063	63.2	62.8	82	8.6	8	5	9	5	18	92	12	52	53	10000
0402.0080	80.2	79.8	102	8.6	8	5	9	5	18	94	14	54	54	15000
0402.0100	100.2	99.8	123	8.6	8	5	9	5	18	96	16	56	56	15000
0402.0125	125.2	124.8	150	8.6	8	5	9	5	18	96	16	56	56	15000

MODELLO D'ORDINE / ORDER EXAMPLE / BESTELLBEISPIEL

MODEL **0402** DIAMETER **0018**

0403 - CERNIERA

HINGE FOR SUPPORT / ZUBEHÖR-SCHARNIER

PATENT PENDING

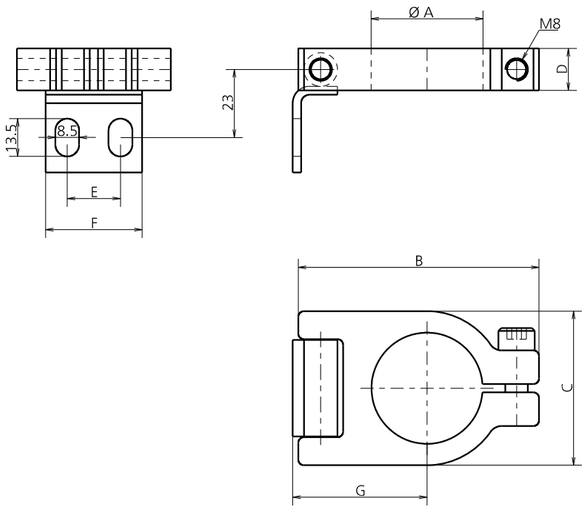

MODEL	Ø A	B	C	D	E	F	G
0403.0040	39.8	86	55	15	19	34.5	48
0403.0050	49.8	97	70	15	25	44.5	56
0403.0063	62.8	106	80	15	30	49.5	59.5
0403.0080	79.8	140	105	15	40	69.5	73
0403.0100	99.8	156	125	15	50	79.5	81.5
0403.0125	124.8	183	150	15	70	99.5	94.5

MODELLO D'ORDINE / ORDER EXAMPLE / BESTELLBEISPIEL

MODEL **0403** DIAMETER **0040**

0404 - SUPPORTO CON MOLLA

SUPPORT BAR WITH SPRING / ABSTELLBOLZEN MIT FEDER

PATENT PENDING

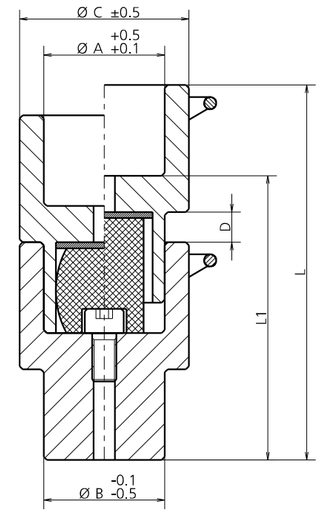



MODEL	Ø A	Ø B	Ø C	D	L	L1	CARICO A FINE CORSA (daN) LOAD AT THE END OF THE STROKE (daN) BELASTUNG AM ENDE DES HUBES (daN)	CARICO TOTALE (daN) TOTAL LOAD (daN) GESAMTBELASTUNG (daN)
0404.0050	50.2	49.8	68	10	145	106	600	7500
0404.0063	63.2	62.8	82	10	154	114	800	9400
0404.0080	80.2	79.8	102	10	158	118	1250	12000
0404.0100	100.2	99.8	123	10	162	122	2300	15000
0404.0125	125.2	124.8	150	10	162	122	3600	18000

MODELLO D'ORDINE / ORDER EXAMPLE / BESTELLBEISPIEL

MODEL **0404** DIAMETER **0040**

EVACUATORI PNEUMATICI

PNEUMATIC EJECTORS / PNEUMATISCHE TEILEFÖRDER



EVACUATORI PNEUMATICI

PNEUMATIC EJECTORS / PNEUMATISCHE TEILEFÖRDER

Meccanismo di trasferimento di materiali attraverso sistema pneumatico vibrante, di dimensioni molto ridotte, applicabile anche in punti di scomoda evacuazione dei pezzi. Attraverso una slitta si possono applicare scivoli di dimensioni diverse, a seconda delle esigenze applicative; tale slitta è provvista di un sistema di regolazione dell'inclinazione. Il sistema viene attivato tramite allacciamento alla rete dell'aria compressa, preventivamente filtrato da un regolatore di pressione da 2 a 5 bar. La velocità di lavoro è regolabile attraverso una valvola di ottone inserita direttamente nell'attrezzo.

Material conveyor mechanism through pneumatic vibrant system, with very small dimensions, applicable even in evacuation uneasy situations. Depending on application requirements, by mean of a slide, different sizes of plates can be applied, this slide is equipped with an adjustment sloping system. This system is activated through compressed air connection previously filtered through a pressure regulator from 2 to 5 bar. Work speed is adjustable through a brass valve directly inserted in the tool.

Transportmechanismus für Teile. Die Bewegung erfolgt durch ein schwingendes pneumatisches System, dass an einigen Punkten befestigt werden kann. Je nach Anforderungen können Transportbleche unterschiedlicher Abmessungen angebracht warden. Die Bleche haben ein Regelsystem der Neigung. Der Schlitten hat ein Regelsystem der Neigung. Das System wird mit Pressluft betätigt, die Pressluft sollte von einem Druckregler von 2 bis 5 bar geregelt werden. Die Arbeitsgeschwindigkeit, ist über ein Messingventil das direkt in das Gerät eingebaut wurde, regulierbar.

PUNTI DI FORZA / STRENGTHS / STÄRKEN

0801 - EVACUATORE PNEUMATICO

PNEUMATIC EJECTORS / PNEUMATISCHE TEILEFÖRDER

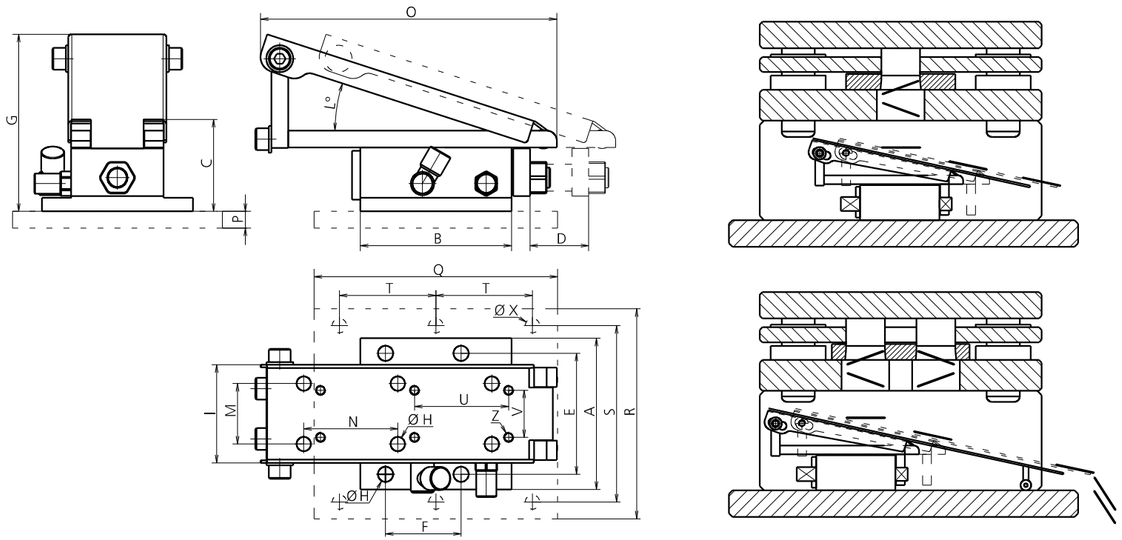

ALIMENTAZIONE AD ARIA COMPRESSA / FEED AIR COMPRESSED / SPEISUNG MIT PRESSLUFT

MODEL	WORKPRESSURE	A	B	C	D	E	F	G MAX	H	I	L MAX-MIN	M	N	O	P	Q	R	S	T	U	V	Z	X	MAX LOAD
0801.0005	2/5 BAR	90	90	29	20	72	45	83	Ø 8.5	58	18°-7°	36	56	180	/	/	/	/	/	/	/	/	/	5 KG
0801.0010	2/5 BAR	90	90	52	3	72	45	105	Ø 9	60	20°-4°	36	56	175	/	/	/	/	/	/	/	/	/	10 KG
0801.0025	2/5 BAR	100	106	63	36	82	55	125	Ø 9	70	20°-4°	44	62	190	/	/	/	/	/	/	/	/	/	25 KG
0801.0050	2/5 BAR	120	120	72	45	102	96	140	Ø 9	96	20°-4°	56	70	220	/	/	/	/	/	/	/	/	/	50 KG
0801.F010	2/5 BAR	/	/	52	3	/	/	105	/	60	20°-4°	/	/	175	10	145	125	105	57.5	37	25	M6	Ø 8.5	10 KG
0801.F050	2/5 BAR	/	/	72	45	/	/	140	/	96	20°-4°	/	/	220	10	208	140	127	63.5	51	70	M8	Ø 9	50 KG

INSERIRE UN REGOLATORE DI PRESSIONE E UN LUBRIFICATORE / PLACE A PRESSURE REGULATOR AND LUBRICATOR / EINEN DRUCKREGLER UND ÖLER EINBAUEN

CODE	DESCRIPTION	Q.TY
9026.001	KIT REGOLATORE+LUBRIFICATORE KIT REGULATOR+LUBRICATOR/ KIT DRUCKREGLER UND ÖLER	*1 OPTION

9026.001 KIT REGOLATORE+LUBRIFICATORE KIT REGULATOR+LUBRICATOR/ KIT DRUCKREGLER UND ÖLER

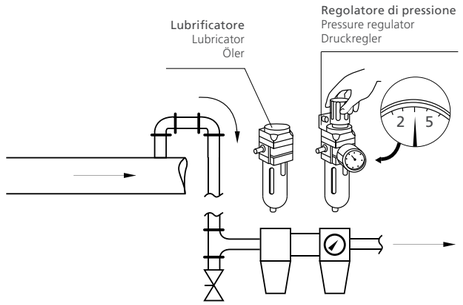

⚠ ATTENZIONE:
L'aria compressa deve essere pulita e priva di condensa!
ATTENTION:
The compressed air must be clean and free of condensation!
ACHTUNG:
Die Pressluft muss sauber und kondensatfrei sein!

MODELLO D'ORDINE / ORDER EXAMPLE / BESTELLBEISPIEL

MODEL **0801** MAX LOAD **0005** OPTION CODE **9026.001**

EVACUATORI PNEUMATICI

PNEUMATIC EJECTORS / PNEUMATISCHE TEILEFÖRDER

EVACUATORI ELETTRICI

ELECTRICAL EJECTORS / ELEKTRISCHE TEILEFÖRDER

EVACUATORI ELETTRICI

ELECTRICAL EJECTORS / ELEKTRISCHE TEILEFÖRDER

Meccanismo di trasferimento di materiali attraverso sistema elettrico vibrante, di dimensioni ridotte, applicabile anche in punti di scomoda evacuazione dei pezzi. Attraverso una slitta si possono applicare scivoli di dimensioni diverse, a seconda delle esigenze applicative e l'operatività è garantita anche in orizzontale. Il sistema viene attivato tramite allacciamento alla rete elettrica 24 V. La centralina di alimentazione, collegata all'evacuatore per mezzo di un connettore stagno, è dotata di una spia luminosa di STANDBY, un interruttore ON/OFF, un potenziometro per regolarne la velocità ed un relè di sicurezza che permette di salvaguardare il motore.

Material conveyor mechanism trough electrical vibrant system, with small dimensions, applicable even in evacuation uneasy situations. Depending on application requirements, by mean of a slide, different sizes of plates can be applied. The ejector operation is guaranteed also in horizontal position. The system is activated trough electrical connection 24 V. The power supply control unit, connected to the ejector through a watertight connector, is equipped with a STANDBY warning light, an ON/OFF switch, a potentiometer to adjust the speed and a safety relay that avoids engine damages.

Transportmechanismus für Teile. Die Bewegung erfolgt durch ein schwingendes elektrisches System, dass an einigen Punkten befestigt werden kann. Je nach Anforderungen können Transportbleche unterschiedlicher Abmessungen angebracht werden. Die Arbeitsweise der Schwingförderes wird auch in der horizontalen Position garantiert. Das System arbeitet mit einer 24 V Strom Versorgung. Die Stromversorgung ist in einem wasserdichten Gehäuse untergebracht und besitzt eine Anzeigeleuchte, einen ON/OFF Schalter, ein Potentiometer zur Einstellung der Geschwindigkeit und ein Sicherheitsrelais, um den Motor sicher und sparsam laufen zu lassen.

PUNTI DI FORZA / STRENGTHS / STÄRKEN

0802 - EVACUATORE ELETTRICO

ELECTRICAL EJECTORS / ELEKTRISCHE TEILEFÖRDER

PATENT PENDING

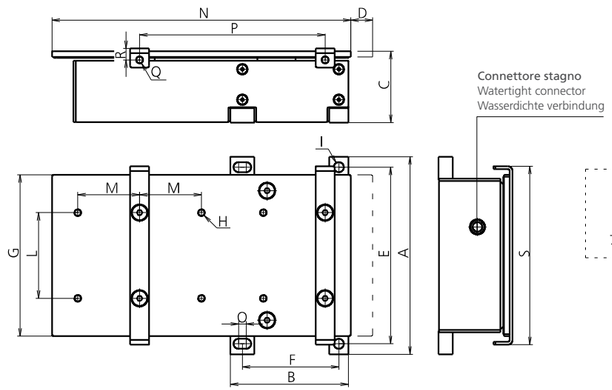

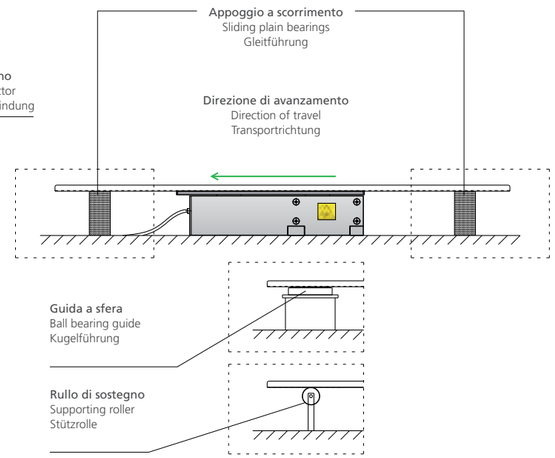

MODEL	A	B	C	D	E	F	H	H	I	M	M	N	O	P	Q	R	R	MAX LOAD
0802.0010	141	86	58	15	127	67,5	118	M8	Ø 8.5	70	51	208	8	102	M8	12	136	10 KG
0802.0025	207.5	124	75	23	185.5	101.5	169.5	M8	Ø 10.5	90	65	314	8	195	M8	12	187.5	25 KG

CODE	DESCRIPTION	Q.TY
8054.001	CENTRALINA/ POWER SUPPLY CONTROL UNIT/ STROMVERSORGUNG	1*OPTION

DIMENSIONI CENTRALINA
DIMENSIONS CONTROL UNIT
GRÖSSE STROMVERSORGUNG
161 x 171 x 82 (h) mm

LA CENTRALINA SUPPORTA UN EVACUATORE
THE CONTROL UNIT SUPPORTS AN EJECTOR
DIE STROMVERSORGUNG STÜTZT BIS ZU EIN SCHWINGFÖRDER

8054.001 CENTRALINA/ POWER SUPPLY CONTROL UNIT/ STROMVERSORGUNG

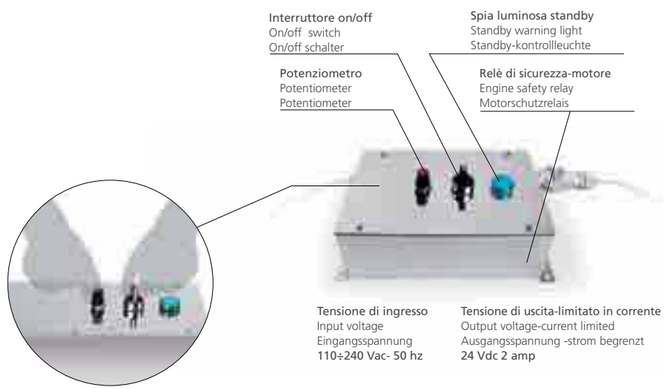

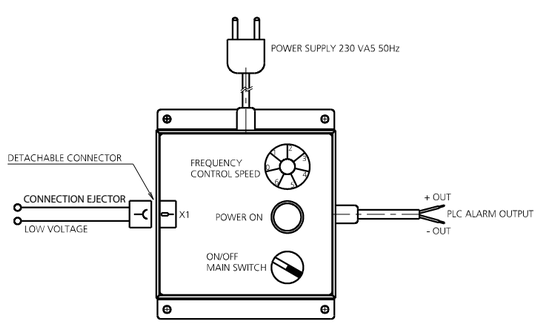

MODELLO D'ORDINE / ORDER EXAMPLE / BESTELLBEISPIEL

MODEL **0802** MAX LOAD **0010** OPTION CODE **8054.001**

EVACUATORI ELETTRICI

ELECTRICAL EJECTORS / ELEKTRISCHE TEILEFÖRDER

STAFFE

BRACKETS / HALTESTÜCK

STAFFE

BRACKETS / HALTESTÜCK

Staffe standard per bussole e colonne estraibili.

Standard brackets for bushing and extractable columns.

Haltestück für Buchsen und Wechselsäule mit Bund

PRODUCT DESIGNED AND MANUFACTURED IN ITALY · RIGHT USE AND MAINTENANCE · LONG TERM · PRODUCT AVAILABLE ON STOCK · SPARE PARTS ON STOCK · COMPETITIVE PRICE

0501 - STAFFA
BRACKET / HALTESTÜCK

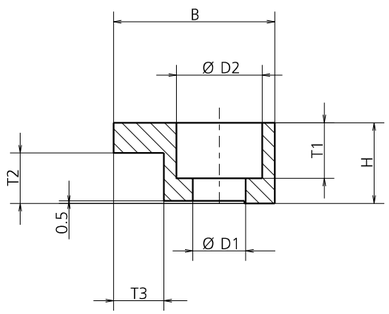

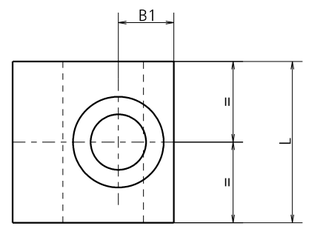

MATERIALE / MATERIAL / MATERIAL
S235JRC

MODEL	B	L	H	B1	D1	D2	T1	T2	T3
0501.2020.006	20	20	10	7.5	6.5	11	7	6.3	55
0501.2520.006	25	25	12	10	9	15	8.5	6.3	10
0501.3225.006	32	32	16	11	11	18	11	6.3	10
0501.3232.010	32	32	16	11	11	18	11	10	10
0501.3232.006	32	32	16	11	11	18	11	6.3	
0501.2520.005	25	25	12	10	9	15	8.5	5.3	10

MODELLO D'ORDINE / ORDER EXAMPLE / BESTELLBEISPIEL
MODEL **0501** DIMENSIONS **2020.006**

0502 - STAFFA
BRACKET / HALTESTÜCK

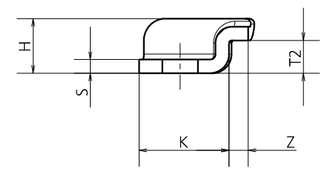

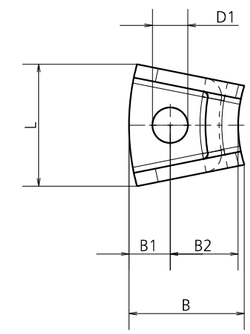

MATERIALE / MATERIAL / MATERIAL
S400MC

MODEL	B	B1	B2	Ø D1	H	K	L	S	T2	Z
0502.2221.005	21	7.5	12.5	6.5	10	16.5	22.5	2.5	5	3.5
0502.2221.006	21	7.5	12.5	6.5	10	16.5	22.5	2.5	6	3.5
0502.3025.005	25.5	9.5	15	9	13	21	30	3	5	3.5
0502.3025.006	25.5	9.5	15	9	13	21	30	3	6	3.5

MODELLO D'ORDINE / ORDER EXAMPLE / BESTELLBEISPIEL
MODEL **0502** DIMENSIONS **2221.006**

0502 - STAFFA
BRACKET / HALTESTÜCK

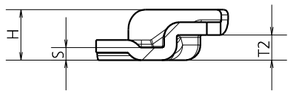

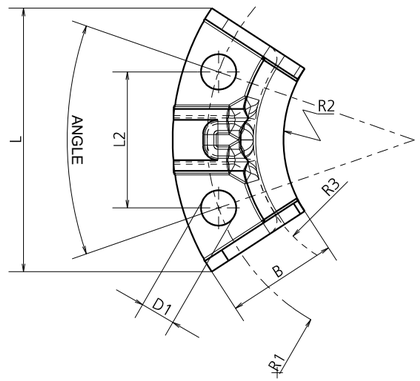

MATERIALE / MATERIAL / MATERIAL
S400MC

MODEL	ANGLE	B	Ø D1	H	L	L2	R1	R2	R3	S	T2	Y
0502.5226.005	38°	22	7	10	52	27	41	26	27	2.5	5	13.5
0502.5226.006	38°	22	7	10	52	27	41	26	27	2.5	6	13.5
0502.6732.005	34°	27	9	13	67	34	58.5	40	45	3	5	17
0502.6732.006	34°	27	9	13	67	34	58.5	40	45	3	6	17

MODELLO D'ORDINE / ORDER EXAMPLE / BESTELLBEISPIEL

MODEL **0502** DIMENSIONS **5226.006**

STAFFE

BRACKETS / HALTESTÜCK

DEMAGNETIZZATORE

DEMAGNETIZER / ENTMAGNETISIERER

DEMAGNETIZZATORE

DEMAGNETIZER / ENTMAGNETISIERER

Apparato elettrico portatile di ridotte dimensioni ma di elevate prestazioni utilizzato per demagnetizzare particolari metallici quali parti stampanti, matrici, punzoni che, durante le rettifiche o durante il normale lavoro, si magnetizzano attirando polveri metalliche che, se presenti, causano ammaccature ed aloni ai prodotti stampati.

Small dimensions portable electrical device, with high performances, utilized to demagnetize metallic parts such as molds and punches that during grinding and normal work can demagnetize and attract metallic powders that, when present causes dents and haloes to the machined products.

Ein tragbarer, mit geringer Größe, aber dennoch effektiver Elektromagnet, der zur Entmagnetisierung metallischer Teile, wie Gesenkteilen (Matrizen und Stempel), dient.

PRODUCT DESIGNED AND MANUFACTURED IN ITALY · RIGHT USE AND MAINTENANCE · LONG TERM · PRODUCT AVAILABLE ON STOCK · SPARE PARTS ON STOCK · COMPETITIVE PRICE

PUNTI DI FORZA / STRENGTHS / STÄRKEN

DIRECT USE UNDER THE PRESS · HIGH POWER · EXCELLENT RELATION BETWEEN SIZE AND POWER

0601 - DEMAGNETIZZATORE

DEMAGNETIZER / ENTMAGNETISIERER

CODE	WIDHT	LENGHT	HEIGHT	ABSORPTION	VOLTAGE	FREQUENCY
0601.9576	95 mm	76 mm	107 mm	W 100	V 230	Hz 50

MODELLO D'ORDINE / ORDER EXAMPLE / BESTELLBEISPIEL

MODEL **0601** DIMENSIONS **9576**

DEMAGNETIZZATORE

DEMAGNETIZER / ENTMAGNETISIERER

NASTRI TRASPORTATORI

FLAT CONVEYOR BELTS / FÖRDERBÄNDER FLACHES BAND



NASTRI TRASPORTATORI

FLAT CONVEYOR BELTS / FÖRDERBÄNDER FLACHES BAND

Il nastro trasportatore è un sistema azionato da forza elettrica che permette il trasferimento di materiali.

Material convey system through a belt driven by electric force.

Materialtransfersystem durch ein elektrisch angetriebenes Band.

PRODUCT DESIGNED AND MANUFACTURED IN ITALY · RIGHT USE AND MAINTENANCE · LONG TERM · SPARE PARTS ON STOCK · COMPETITIVE PRICE

PUNTI DI FORZA / STRENGTHS / STÄRKEN

HIGH QUALITY MATERIALS · WIDE RANGE OF SIZES · PRESENCE OF FIXING POINTS · CE

0701 - NASTRO TRASPORTATORE PIANO

FLAT CONVEYOR BELT / FÖRDERBÄNDER FLACHES BAND

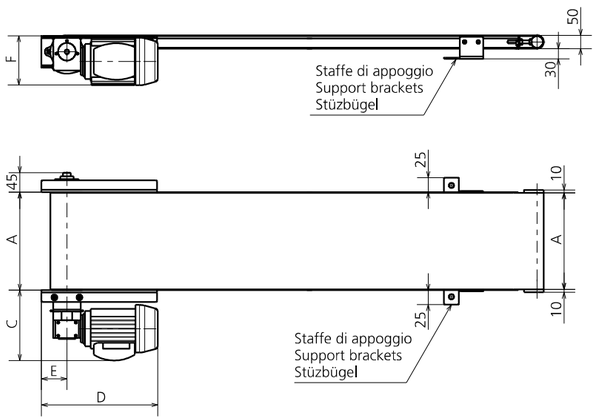

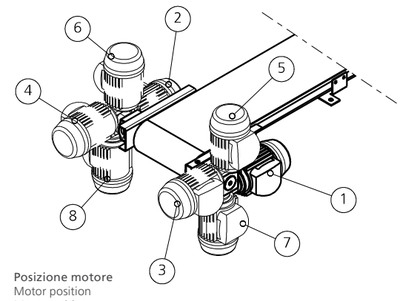

Posizione motore
Motor position
Motorposition

MOTOR	C	D	E	F
BOX25	180	300	65	130
BOX30	195	310	70	130
BOX40	200	325	70	150

MATERIALE DEL TAPPETO / BELT MATERIAL / BAND MATERIAL
Poliuretano - Polyurethane - Polyurethan

VELOCITÀ NASTRO / BELT SPEED / BANDGESCHWINDIGKEIT
1 Fissa / Fixed / Feststehende 1 BOX 25 =5.8m/1' / BOX 30 =4.4m/1' / BOX 40 =4.4m/1'
2 Fissa 2 / Fixed / Feststehende 2 BOX 25 =11.7m/1' / BOX 30 =11.7m/1' / BOX 40 =8.8m/1'

• = BOX25 • • = BOX30 • • • = BOX40

A	B										
	500	750	1000	1250	1500	1750	2000	2250	2500	2750	3000
30 - 50	•	•	•	•	•	•	•	•	•	• •	• •
75 - 100	•	•	•	•	•	•	•	• •	• •	• •	• •
125 - 150	• •	• •	• •	• •	• •	• •	• •	• •	• •	• •	• •
175 - 200	• •	• •	• •	• •	• •	• •	• •	• • •	• • •	• • •	• • •
225 - 250	• •	• •	• •	• •	• •	• •	• • •	• • •	• • •	• • •	• • •
275 - 300	• •	• •	• •	• •	• • •	• • •	• • •	• • •	• • •	• • •	• • •
350 - 400	• •	• •	• • •	• • •	• • •	• • •	• • •	• • •	• • •	• • •	• • •
450 - 500	• • •	• • •	• • •	• • •	• • •	• • •	• • •	• • •	• • •	• • •	• • •
550 - 600	• • •	• • •	• • •	• • •	• • •	• • •	• • •	• • •	• • •	• • •	• • •

CODE	DESCRIPTION	Q.TY
9025.001	INTERRUTTORE / SWITCH / SCHALTER ON-OFF	*1 OPTION

9025.001 INTERRUTTORE / SWITCH / SCHALTER ON-OFF

Cambio direzione Sinistra/Destra
Change Direction Left / Right
Richtungänderung Links / Rechts
Cambio de dirección Izquierda / Derecha

PER RICAMBI INDICARE LA COMMESSA MARCHIATA SUL PRODOTTO
FOR SPARE PARTS INDICATE THE PROJECT NUMBER MARKED ON THE PRODUCT / BEI ERSATZTEILEN KENNZEICHNEN SIE DIE PROJEKTNUMMER AUF DEM PRODUKT

MODELLO D'ORDINE / ORDER EXAMPLE / BESTELLBEISPIEL

MODEL **0701** LENGHT **3000** WIDHT **250** MOTOR POSITION **1** SPEED **2** OPTION CODE **9025.001**

NASTRI TRASPORTATORI

FLAT CONVEYOR BELTS / FÖRDERBÄNDER FLACHES BAND

newstark INNOVATIVE METAL SOLUTIONS

newstark INNOVATIVE METAL SOLUTIONS

© NEWSTARK

NEWSTARK SI RISERVA DI MODIFICARE IL PRESENTE CATALOGO SENZA PREAVVISI. LE FOTO E I DISEGNI PRESENTI NEL CATALOGO SONO PROPRIETÀ DELLA NEWSTARK. È VIETATA LA RIPRODUZIONE ANCHE PARZIALE DI QUESTO CATALOGO.

NEWSTARK RESERVES THE RIGHT TO MAKE CHANGES TO THE CATALOGUE WITHOUT ANY PRIOR NOTICE. THE PHOTOS AND DRAWINGS IN THIS CATALOG ARE PROPERTY OF NEWSTARK. THE REPRODUCTION OF THIS CATALOG IS PROHIBITED.

NEWSTARK BEHÄLT SICH OHNE VORANKÜNDIGUNG ÄNDERUNGEN AM VORLIEGENDEN KATALOG VOR. DIE FOTOS UND ZEICHNUNGEN IN DIESEM KATALOG SIND DAS EIGENTUM DER NEWSTARK. DIE VERVIELFÄLTIGUNG DIESES KATALOGS IST VERBOTEN.

© NEWSTARK 2019 / made by **palazzinacreativa.it** / Printed in Italy

newstark
INNOVATIVE METAL SOLUTIONS

Non utilizzare in orizzontale.
No horizontal position.
Nicht horizontal verwenden.

Non necessitano di lubrificazione durante le produzioni.
No lubrication is required during work.
Die Schmierung ist nicht nötig während des Betriebs.

Minimo ingombro.
Minimum size.
Minimale Belastung.

Non smontare.
Do not disassemble.
Nicht zerlegen.

Brevetto Newstark.
Patent pending.
Patent von Newstark.

Divieto d'uso per persone con pacemakers.
Use forbidden for persons with pacemakers.
Nutzungsverbot für Personen mit Herzschrittmachern.

Inserire un regolatore di pressione lubrificatore.
Place a pressure regulator and lubricator.
Einen Druckregler und Öler einbauen.

Prodotto su misura per il cliente.
Product tailored to the customer.
Produkt auf den Kunden zugeschnitten.

Sistema patentato con premilamiera ad azoto.
Patented system with integrated nitrogen stripper.
Patentiertes System mit Stickstoff-Blechhalter.

Peso di portata.
Range weight.
Förderleistung.

La durata della vita dei prodotti Newstark dipende dal corretto uso e manutenzione!
The duration of lifetime of the Newstark products depends on the proper use and maintenance!
Die Lebensdauer von den Newstark Produkten hängt von der richtigen Verwendung und Wartung ab!

Varia gamma di carico.
Different range of load.
Verschiedene Belastungen.

Ottimo rapporto tra dimensione e potenza.
Excellent relation between size and power.
Ausgezeichnetes Verhältnis zwischen Größe und Kraft.

Scorrimenti con materiali autolubrificanti.
Sliding parts made by self-lubricating materials.
Schlitten mit selbstschmierenden Materialien.

Micro sensore di sicurezza.
Security Microsensor.
Elektronischer Sensor für die Sicherheit.

Ricambi disponibili a magazzino.
Spare parts on stock.
Ersatzteile auf Lager.

Realizzazioni di applicazioni speciali.
Special applications achievement.
Realisierungen von speziellen Anwendungen.

Applicazioni inclinate.
Slope application.
Geneigte Anwendungen.

Staffa di aggancio standard.
Standard Bracket.
Standard Befestigung.

Unicità del prodotto.
Uniqueness of the product.
Ein einzigartiges Produkt.

Realizzazioni di applicazioni speciali.
Special applications achievement.
Realisierungen von speziellen Anwendungen.

Ampia gamma di modelli.
Wide range of models.
Große Auswahl an Modellen.

Ampia gamma di modelli.
Wide range of models.
Große Auswahl an Modellen.

Molteplici applicazioni.
Variety of applications.
Vielzahl von Anwendungen.

Ampia gamma di dimensioni.
Wide range of dimensions.
Große Auswahl an Dimensionen.

Lavorazioni combinate.
To work in combination.
Kombinierte Bearbeitungen.

Ampia gamma di modelli.
Wide range of models.
Große Auswahl an Modellen.

Marchiato CE.
CE Label.
CE Kennzeichnung.

newstark®
INNOVATIVE METAL SOLUTIONS

Via Ghebo 24 - 26B
35017 Piombino Dese
Padova - Italy

T +39 049 5743140
F +39 049 9368154
info@newstark.it

newstark.it