

AZOL GAS

Service in Motion



2016

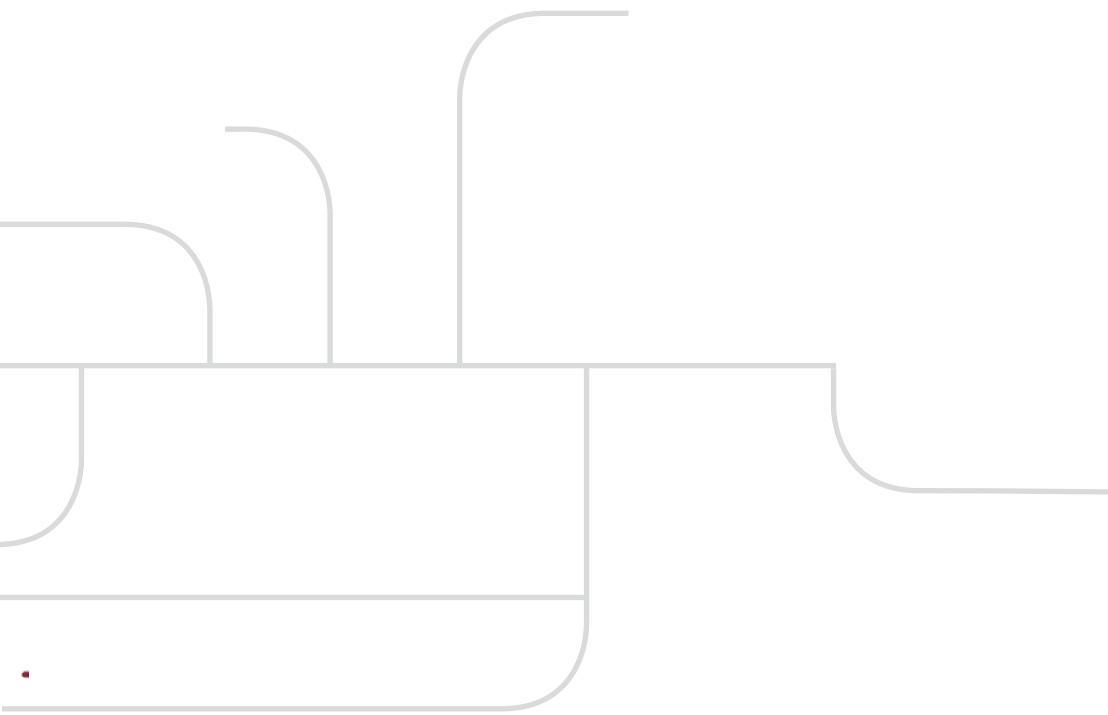
GAS SPRINGS
GASDRUCKFEDERN
RESSORTS À GAZ
CILINDRI AD AZOTO
RESORTES DE GAS
CILINDROS DE GÁS



Service in Motion 2016

AZOL 
GAS

GAS SPRINGS
GASDRUCKFEDERN
RESSORTS À GAZ
CILINDRI AD AZOTO
RESORTES DE GAS
CILINDROS DE GÁS



AZOLGAS WORLDWIDE



AUSTRIA
BELGIUM
CZECH R.
DENMARK
FRANCE
FINLAND
GERMANY
HOLLAND
HUNGARY
ITALY
NORWAY
POLAND
PORTUGAL
ROMANIA
SERBIA
SLOVAKIA
SLOVENIA
SPAIN
SWEDEN
TURKEY
U. KINGDOM

BELARUS
RUSSIA
UKRAINE

CHINA
JAPAN
SOUTH KOREA
















EGYPT
INDIA
IRAN
MOROCCO
SOUTH AFRICA




































































AUSTRALIA
INDONESIA
MALAYSIA
SINGAPORE
THAILAND


















































AZOLGAS WORLDWIDE



GAS SPRINGS		<i>MINI</i>	AFB / AFH / AFJ / AFK / AFC / AFNA / AF / AFT	1 - 22
		<i>THREADED</i>	AS / ASP / AST	23 - 50
		<i>ISO</i>	APFA / APFC-H / APF / AG / AGB-H	51 - 92
		<i>HEAVY DUTY</i>	CD	93 - 130
			CM	131 - 166
			GN	167 - 188
		<i>LOW PROFILE</i>	FD	189 - 212
			CK	213 - 240
			CT / CTN	241 - 284
		<i>COMPACT HEIGHT</i>	KZ	285 - 314
			CW / CWC	315 - 368
		<i>HEAVY LOAD</i>	CP	369 - 386
CPH			387 - 398	
	<i>POWER COMPACT STROKE</i>	CS	399 - 432	
	<i>SPECIAL APPLICATIONS</i>	ROB / ROT / VH / ART	433 - 454	
	<i>SPEED CONTROL</i>	VAM	455 - 480	
		VMD	481 - 488	
GAS STRIPPERS / STOCK LIFTERS			EF / M / EX / EXD	489 - 546
SCRAP REMOVER			SP-ER	547 - 552
ACCESSORIES				553 - 607

SELECTION GUIDE

SERIES	MODEL	F ₀	Ø	S	L ₁	Pmax	STANDARD	Page
MINI 	AFB V2	50	Ø12	7 - 80	56 - 205	180		2
	AFH V1	90	Ø15	7 - 80	56 - 205	180		4
	AFJ V1	90	Ø19	7 - 125	56 - 295	180		6
	AFK V1	100	Ø20	10 - 80	74 - 214	160		8
	AFD V1	200	Ø25	7 - 125	56 - 295	180		10
	AFC	200	Ø25	7 - 125	56 - 295	180		12
	AFNA	200	Ø25	10 - 50	65 - 145	180		16
	AF V1	200	Ø25	12 - 100	78 - 254	180		18
	AFT V1	350	Ø32	7 - 125	56 - 295	180		20
	THREADED 	AS 200	200	M28x1.5	10 - 125	62 - 292	180	
AS 300		300	M38x1.5	12.7 - 100	75.4 - 250	150		26
AS 500 V1		500	M38x1.5	10 - 125	50 - 280	150		28
AS 600 V1		600	M38x1.5	15 - 100	85 - 260	150		30
AS 700 V1		700	M45x1.5	10 - 125	52 - 282	150		32
AS 1000		1000	M50x1.5	10 - 125	58 - 288	160		34
ASP 250		250	M36x1	15 - 100	84 - 254	150		36
ASP 300		300	M38x1.5	12.7 - 100	75.4 - 250	150		38
ASP 500 V1		500	M45x1	15 - 100	84 - 254	150		40
AST 200 V1		200	Ø25	7 - 63	46 - 158	180		42
AST 250		250	Ø38	12.7 - 100	75.4 - 250	150		44
AST 300 V1		300	Ø32	7 - 80	53 - 199	150		46
AST 1000		1000	Ø50	13 - 125	64 - 288	150		48
ISO 	APFA 150	150	Ø32	10 - 125	70 - 300	180		52
	APFA 250	250	Ø38	10 - 125	70 - 300	150		56
	APF 500	500	Ø45	10 - 160	105 - 405	150		62
	AG 750	750	Ø50	12.7 - 300	120.4 - 695	150		66
	AG 1500	1500	Ø75	12.7 - 300	135.4 - 710	150		70
	AG 3000	3000	Ø95	12.7 - 300	145.4 - 720	150		74
	AG 5000	5000	Ø120	12.7 - 300	165.4 - 740	150		78
	AG 7500	7500	Ø150	12.7 - 300	180.4 - 755	150		82
	AG 10000	10000	Ø195	12.7 - 300	185.4 - 760	150		86
HEAVY DUTY 	CD 300 V1	300	Ø32	10 - 125	70 - 300	150		94
	CD 500 V1	500	Ø38	10 - 125	70 - 300	150		96
	CD 700	700	Ø45	12.7 - 160	110.4 - 405	150		98
	CD 1000 V1	1000	Ø50	13 - 300	121 - 695	150		102
	CD 1500 V2	1500	Ø63	25 - 200	145 - 495	150		106
	CD 2400	2400	Ø75	25 - 300	160 - 710	150		110
	CD 4200	4200	Ø95	25 - 300	170 - 720	150		114
	CD 6600	6600	Ø120	25 - 300	190 - 740	150		118
	CD 9600	9600	Ø150	25 - 300	205 - 755	150		122
	CD 18500	18500	Ø195	25 - 300	210 - 760	150		126
	CM 200	200	Ø25	10 - 80	80 - 220	180		132
	CM 300	300	Ø32	12 - 100	84 - 260	150		134
	CM 350 V1	350	Ø32	10 - 80	70 - 210	150		136
	CM 500 V1	500	Ø38	10 - 100	75 - 260	150		138
	CM 600 V1	600	Ø45	12 - 100	84 - 260	150		140
	CM 1000 V1	1000	Ø50	10 - 200	105 - 495	160		142
	CM 1500 V1	1500	Ø63	10 - 200	105 - 495	150		146
	CM 2500 V1	2500	Ø75	10 - 200	115 - 510	160		150
	CM 4000 V1	4000	Ø95	25 - 200	155 - 530	150		154
	CM 6500 V1	6500	Ø120	25 - 200	165 - 540	150		158
	CM 10000	10000	Ø150	25 - 200	186 - 536	160		162
	GN 750	750	Ø50	12.5 - 175	95 - 420	150		168
	GN 1500	1500	Ø75	25 - 200	135 - 485	150		172
GN 3000	3000	Ø95	25 - 225	145 - 545	150		176	
GN 5000	5000	Ø120	25 - 250	152.5 - 602.5	150		180	
GN 7500	7500	Ø150	25 - 250	155 - 605	150		184	
LOW PROFILE	FD 300	300	Ø38	6.3 - 125	62.6 - 125	150		190
	FD 500	500	Ø45	6 - 125	62 - 300	150		192
	FD 750 V1	750	Ø50	6 - 125	62 - 300	150		196
	FD 1500 V2	1500	Ø75	25 - 100	110 - 260	150		200
	FD 3000	3000	Ø95	25 - 125	120 - 320	150		204
	FD 5000 V1	5000	Ø120	25 - 100	140 - 290	150		208














SERIES	MODEL	F ₀	Ø	S	L1			STANDARD	Page
LOW PROFILE 	CK 200 V1	200	Ø25	5 - 100	42 - 232	180		⊗	214
	CK 300 V1	300	Ø32	7 - 100	53 - 239	150		⊗	216
	CK 570 V1	570	Ø38	5 - 125	47 - 287	150		⊗	218
	CK 750 V1	750	Ø45	12 - 100	74 - 250	150		⊗	220
	CK 1000 V1	1000	Ø50	12 - 100	74 - 250	160		⊗	224
	CK 1500 V2	1500	Ø63	12 - 100	84 - 260	150		⊗	228
	CK 2500 V1	2500	Ø75	12 - 100	84 - 260	160		⊗	232
	CK 4000 V1	4000	Ø95	25 - 100	120 - 270	150		⊗	236
	CT 200 V1	200	Ø25	7 - 80	47 - 193	180		⊗	242
	CT 300 V1	300	Ø32	5 - 100	47 - 237	150		⊗	244
	CT 550 V1	550	Ø38	12 - 125	56 - 282	150		⊗	246
	CT 750	750	Ø50	12 - 125	62 - 288	160		⊗	248
	CT 1000	1000	Ø50	10 - 125	58 - 288	160		⊗	254
	CT 1500	1500	Ø63	12 - 125	76 - 302	150		⊗	260
	CT 2500	2500	Ø75	12 - 200	78 - 454	150		⊗	266
	CT 3000	3000	Ø75	12 - 200	78 - 454	150		⊗	272
	CT 5000	5000	Ø105	12 - 200	84 - 460	150		⊗	278
	COMPACT HEIGHT 	KZ 350	350	Ø32	10 - 125	60 - 290	180		⊗
KZ 500		500	Ø38	10 - 125	60 - 290	150		⊗	288
KZ 750 V1		750	Ø45	10 - 125	67 - 297	150		⊗	290
KZ 1000 V1		1000	Ø50	13 - 125	78 - 302	150		⊗	294
KZ 1500		1500	Ø63	13 - 125	78 - 302	150		⊗	298
KZ 2400		2400	Ø75	16 - 125	91 - 309	150		⊗	302
KZ 4200		4200	Ø95	16 - 125	94 - 312	150		⊗	306
KZ 6600		6600	Ø120	16 - 125	104 - 322	150		⊗	310
CW 170 V1		170	Ø19	7 - 125	44 - 285	180		⊗	316
CW 320 V1		320	Ø25	7 - 125	44 - 285	180		⊗	318
CW 350 V1		350	Ø32	10 - 125	50 - 280	180		⊗	320
CW 500 V1		500	Ø38	10 - 125	50 - 280	150		⊗	322
CW 750 V1		750	Ø45	10 - 125	52 - 282	150		⊗	324
CW 1000 V2		1000	Ø50	13 - 125	64 - 288	150		⊗	330
CW 1500		1500	Ø63	13 - 125	70 - 294	150		⊗	336
CW 2400 V1		2400	Ø75	5 - 125	55 - 295	150		⊗	342
CW 4200 V1		4200	Ø95	16 - 125	90 - 308	150		⊗	348
CW 6600		6600	Ø120	16 - 125	100 - 318	150		⊗	352
CW 9500	9500	Ø150	19 - 125	116 - 328	150		⊗	356	
CW 11800	11800	Ø150	19 - 125	116 - 328	150		⊗	360	
CW 20000	20000	Ø195	19 - 125	148 - 360	150		⊗	364	
HEAVY LOAD 	CP 150 V1	150	Ø19	10 - 80	75 - 220	160		⊗	370
	CP 300 V1	300	Ø25	10 - 80	75 - 220	170		⊗	372
	CP 500 V1	500	Ø32	10 - 80	75 - 225	200		⊗	374
	CP 1000 V1	1000	Ø38	10 - 80	75 - 240	205		⊗	376
	CP 2000 V1	2000	Ø50	10 - 80	80 - 245	210		⊗	378
	CP 3000 V1	3000	Ø63	10 - 80	95 - 255	190		⊗	380
	CP 5000 V1	5000	Ø75	10 - 80	100 - 275	200		⊗	382
	CP 8000 V1	8000	Ø95	10 - 80	110 - 290	180		⊗	384
	CPH 850 V1	850	Ø38	12 - 80	74 - 225	175		⊗	388
	CPH 1250 V1	1250	Ø45	12 - 80	79 - 230	175		⊗	390
	CPH 1700 V1	1700	Ø50	12 - 80	84 - 235	175		⊗	392
	CPH 2800 V1	2800	Ø63	12 - 80	94 - 250	175		⊗	394
	CPH 4300 V1	4300	Ø75	12 - 80	94 - 250	175		⊗	396
POWER COMPACT STROKE 	CS 420 V1	420	Ø25	6 - 50	56 - 195	165		⊗	400
	CS 770 V2	770	Ø32	6 - 50	63 - 195	150		⊗	402
	CS 1000 V1	1000	Ø38	6 - 50	61 - 230	150		⊗	404
	CS 1800 V1	1800	Ø50	6 - 50	66 - 220	150		⊗	408
	CS 3000 V2	3000	Ø63	10 - 50	85 - 205	150		⊗	412
	CS 4700 V1	4700	Ø75	10 - 50	80 - 240	150		⊗	416
	CS 7500 V1	7500	Ø95	10 - 50	90 - 255	150		⊗	420
	CS 11800 V1	11800	Ø120	10 - 50	100 - 260	150		⊗	424
	CS 18300 V1	18300	Ø150	10 - 50	110 - 270	150		⊗	428




























SELECTION CHART

\varnothing F ₀	1700 - 2000	2400 - 2500	2800 - 3000	4000 - 4300	4700 - 5000	6500 - 6600	7500 - 8000	9500 - 10000	11800	18300 - 20000
12										
15										
19										
20										
25										
M28x1.5										
32										
M36x1										
38										
M38x1.5										
45										
M45x1										
M45x1.5										
50	CPH 1700 CS 1800 CP 2000									
M50x1.5										
63			CPH 2800 CP 3000 CS 3000							
75	CD 2400 KZ 2400 CW 2400 CWC 2400 CM 2500 CK 2500 CT 2500	CT 3000	CPH 4300	CS 4700 CP 5000						
95			AG 3000 GN 3000 FD 3000	CM 4000 CK 4000 CD 4200 KZ 4200 CW 4200			CS 7500 CP 8000			
105					CT 5000					
120					AG 5000 GN 5000 FD 5000	CM 6500 CD 6600 KZ 6600 CW 6600			CS 11800	
150							AG 7500 GN 7500	CW 9500 CD 9600 CM 10000	CW 11800	CS 18300
195								AG 10000		CD 18500 CW 20000










INDEX





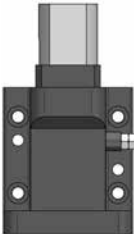


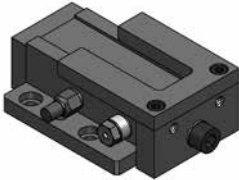
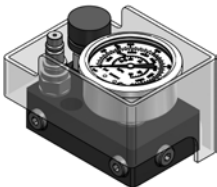




<p style="text-align: center; color: gray; font-size: 2em;">MINI</p>	 <p style="text-align: center;">AFB</p> <p style="text-align: center;">Page 2</p>	 <p style="text-align: center;">AFH</p> <p style="text-align: center;">Page 4</p>	 <p style="text-align: center;">AFJ</p> <p style="text-align: center;">Page 6</p>
 <p style="text-align: center;">AFK</p> <p style="text-align: center;">Page 8</p>	 <p style="text-align: center;">AFD</p> <p style="text-align: center;">Page 10</p>	 <p style="text-align: center;">AFC</p> <p style="text-align: center;">Page 12</p>	 <p style="text-align: center;">AFC-H</p> <p style="text-align: center;">Page 14</p>
 <p style="text-align: center;">AFNA</p> <p style="text-align: center;">Page 16</p>	 <p style="text-align: center;">AF</p> <p style="text-align: center;">Page 18</p>	 <p style="text-align: center;">AFT</p> <p style="text-align: center;">Page 20</p>	
<p style="text-align: center; color: gray; font-size: 2em;">THREADED</p>	 <p style="text-align: center;">AS</p> <p style="text-align: center;">Page 24 - 34</p>	 <p style="text-align: center;">ASP</p> <p style="text-align: center;">Page 36 - 40</p>	 <p style="text-align: center;">AST</p> <p style="text-align: center;">Page 42 - 48</p>

<p>ISO</p>	      <p>APF Page 52 - 62</p>	      <p>AG/AGB-H Page 66 - 87</p>	
<p>HEAVY DUTY</p>	  <p>CD Page 94 - 126</p>	  <p>CM Page 132 - 162</p>	  <p>GN Page 168 - 184</p>
<p>LOW PROFILE</p>	   <p>FD Page 190 - 208</p>	  <p>CK Page 214 - 236</p>	  <p>CT Page 242 - 278</p>
  <p>CTN Page 250 - 280</p>			

INDEX

<p>COMPACT HEIGHT</p>	 <p>KZ</p> <p>Page 286 - 310</p>	 <p>CW</p> <p>Page 316 - 364</p>	 <p>CWC</p> <p>Page 326 - 344</p>
<p>HEAVY LOAD</p>	 <p>CP</p> <p>Page 370 - 384</p>	 <p>CPH</p> <p>Page 388 - 396</p>	
<p>POWER COMPACT STROKE</p>	 <p>CS</p> <p>Page 400 - 428</p>		
<p>SPECIAL APPLICATIONS</p>	 <p>ROB/ROT</p> <p>Page 434 - 441</p>	 <p>VH</p> <p>Page 442 - 446</p>	 <p>ART</p> <p>Page 448 - 453</p>

<p>SPEED CONTROL</p>	 <p>VAM</p> <p>Page 456 - 476</p>	 <p>VMD</p> <p>Page 482 - 486</p>	
<p>GAS STRIPPERS/ STOCK LIFTERS</p>	 <p>EF</p> <p>Page 490 - 512</p>	 <p>M</p> <p>Page 514 - 530</p>	 <p>EX</p> <p>Page 532 - 538</p>
 <p>EXD</p> <p>Page 540 - 543</p>	 <p>PME/PGE/PGN/PGH</p> <p>Page 544 - 545</p>	<p>SCRAP REMOVER</p>	 <p>SP-ER</p> <p>Page 548 - 551</p>
<p>ACCESSORIES</p>	 <p>600-CP</p> <p>Page 558 - 561</p>	 <p>Q_M</p> <p>Page 562</p>	 <p>Q_F</p> <p>Page 562</p>

INDEX

**VD**

Page 562

**MN**

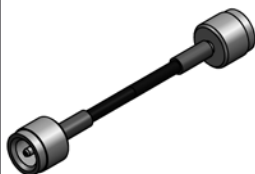
Page 563

**SPS**

Page 563

**PL_**

Page 564 - 565

**G1/8"**

Page 566 - 567

**GST**


Page 567

**GPT**

Page 567

**GRT**

Page 567

**GF 02**

Page 567

**RBP 5**

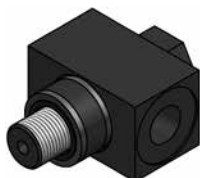
Page 567

**CM 1/8"**

Page 567

**SKK**

Page 568

**CF**

Page 568 - 569

**M8x1**

Page 570

**BKRT**

Page 570

**KR/KC/KT**

Page 571



_ _BK

Page 571



M12x1,5

Page 572 - 573



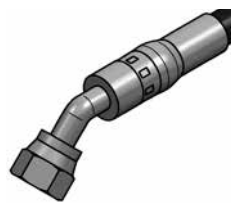
TNRT

Page 574




TNLT

Page 574



TNCT

Page 574



GF 05

Page 574



RBP 10

Page 574



D_ _D

Page 574 - 575



7/16"

Page 576




TFRT

Page 577




TFLT

Page 577



7/16" MINIMESS

Page 578



SMRT

Page 579



7_ _ _

Page 580 - 581



9/16"

Page 582



MCRT

Page 583

INDEX



 <p>MCLT Page 583</p>	 <p>9/16" MINIMESS Page 584</p>	 <p>GTRT Page 585</p>	 <p>GTLT Page 585</p>
 <p>9___ Page 586 - 587</p>	 <p>DFC Page 588 - 589</p>	 <p>ADCB Page 589</p>	 <p>SP___ Page 590 - 593</p>
 <p>FP Page 594 - 595</p>	<div data-bbox="308 949 543 1085" style="border: 1px solid black; padding: 5px;"> <p style="text-align: center;">ATTENTION</p> <p>TOOL WITH GAS SPRINGS MAXIMUM CHARGING PRESSURE: 150 bar BEFORE HANDLING GAS SPRINGS MAKE SURE THEY ARE TOTALLY DISCHARGED KEEP THEM AWAY FROM IMPACTS AND WELDING SCRAPS, ETC.</p> <p style="text-align: right; font-size: small;">AZOL GAS Landaluca, 7 - Pl. Jandiz 01015 Vitoria / Spain</p> </div> <p>PI Page 596 - 599</p>	 <p>LM Page 600</p>	 <p>DALL Page 601</p>
 <p>DPA 5 Page 601</p>	 <p>T___ Page 601</p>	 <p>A 550 1/8-M6 Page 601</p>	 <p>LRP Page 601</p>

**DIN 7757**

Page 602

**XTC-M6**

Page 602

**A 800**

Page 602

**ALXTC**

Page 602

**DMNL**

Page 602

**DDNM**

Page 602

**DBNA**

Page 604

**EC 03**

Page 605

**LTH 600**

Page 605

**EC 38**

Page 605

**DBN-VS**

Page 605

**A 400 C**


Page 605

**EC 37**

Page 606

**--CG --Q**

Page 607

**EC VP**

Page 607

**EC 39**

Page 607





INDEX

1-BENEFITS _____ **Page XXII**

2-OPERATING INSTRUCTIONS _____ **Page XXIV**

3-HOW TO USE THE CATALOGUE _____ **Page XXX**

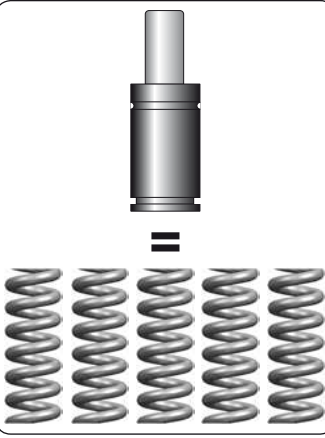
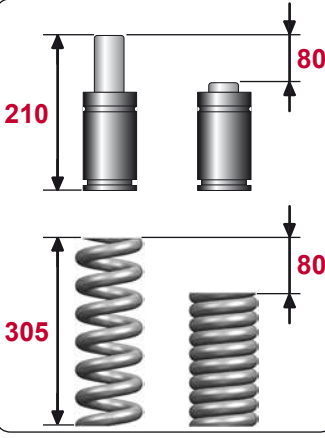
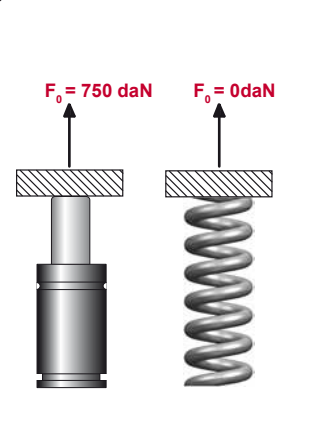
4-INSTALLATION EXAMPLES _____ **Page XXXVI**


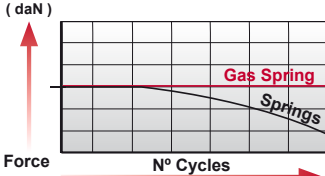
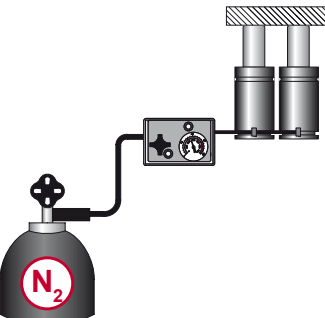
5-COLOR CODE _____ **Page XXXVIII**

6-HOSED SYSTEMS _____ **Page XL**

9-REPAIR KIT _____ **Page XLII**

BENEFITS

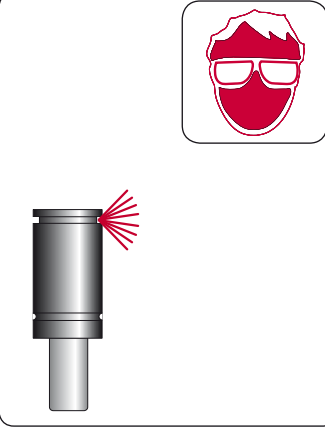
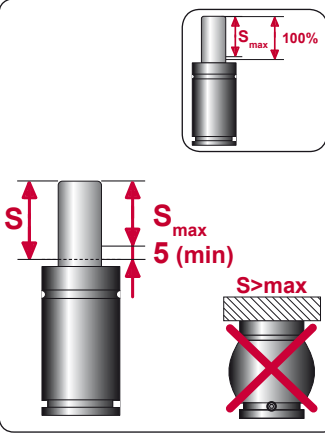
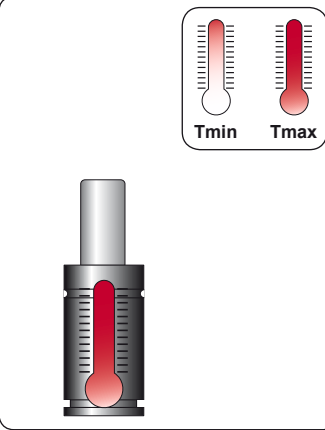
	<p>ENG Reduction of surface area used, height, and volume occupied.</p> <p>DEU Beansprucht weniger platz, Höhe und volumen.</p> <p>FRA Réduction de la surface occupée, de l'espace en hauteur, et du volume total occupée.</p> <p>ITA Riduzione della superficie occupata, dello spazio in altezza, del volume occupato.</p> <p>ESP Reducción de la superficie usada, de la altura, y del volumen ocupado.</p> <p>POR Redução da superficie ocupada, do espaço em altura, del volumen ocupado.</p>
	<p>ENG Considerable height reduction for the same working deflection and force. Compact tool construction.</p> <p>DEU Im allgemeinen beträchtliche Verminderung der Höhe, bei gleichem Hub und gleicher Kraft. Kompaktere Werkzeug konstruktion.</p> <p>FRA Réduction importante des encombrements en hauteur avec une course et une force équivalente. Construction plus compacte de l'outillage.</p> <p>ITA Notevole riduzione degli ingombri in altezza a parità di forza e corsa. Construzione dello stampo più compatta.</p> <p>ESP Reducción notable de la altura para fuerzas y carreras equivalentes. Construcción más compacta del troquel.</p> <p>POR Redução notável em altura com igual força e curso. Construção mais compacta da Ferramenta.</p>
	<p>ENG Considerable reduction of retaining devices to preload. No preload required.</p> <p>DEU Kein Bedarf an Vorrichtungen für Vorspannen, Führung und Aufnahme. Beseitigung der Vorspannung.</p> <p>FRA Réduction importante du nombre de dispositifs de précharge et guidage. Elimination de la précharge.</p> <p>ITA Eliminazione dei dispositivi di precarico e guidaggio. Eliminazione precarico.</p> <p>ESP Eliminación de los dispositivos de precarga y guiado. Eliminación de la precarga.</p> <p>POR Eliminação de dispositivos de pré-carga e guidamento. Eliminação da pré-carga.</p>

	<p>ENG Always the same force on each contact point. Forces may be positioned exactly where required. System may be continually pressure monitored.</p> <p>DEU Stets ausgeglichene und gleichförmige Kraft an allen Kontaktpunkten. Exakt an der gewünschten Stelle des Gesenks anwendbare Kraft. Ständige Sichtanzeige des Betriebsdrucks.</p> <p>FRA Force toujours équilibrée et égale en tous points de contact. Force que l'on peut positionner exactement là où elle est exigée dans l'outil. Visualisation continue de la pression dans le système.</p> <p>ITA Forza sempre bilanciata in tutti i punti di contatto. Forza posizionabile esattamente dove richiesto nello stampo. Visualizzazione continua della pressione.</p> <p>ESP Fuerza siempre equilibrada en cada punto de contacto. Fuerza posicionable en el troquel donde se requiere exactamente. Visualización continua de la presión.</p> <p>POR Força sempre equilibrada em todos os pontos de contacto. Força posicionável exactamente onde é necessária na Ferramenta. Visualização continua da pressão.</p>
	<p>ENG Controlled production conditions on piece-parts during forming and drawing operations. Less rejection of piece-parts.</p> <p>DEU Bessere Kontrolle des Werkstücks während den Phasen des Formens und des Ziehens. Bessere Qualität der fertigen Werkstücke. Weniger Ausschuss.</p> <p>FRA Un meilleur contrôle de la pièce pendant les phases de découpage et d'emboutissage. Une quantité moindre de rebuts en production.</p> <p>ITA Migliore controllo del materiale durante le fasi di formatura e imbutitura. Migliore qualità dei pezzi stampati. Minori scarti di produzione.</p> <p>ESP Mayor control de las condiciones de producción durante las operaciones de conformado y embutición. Mejor calidad de las piezas. Menores rechazos en piezas.</p> <p>POR Melhor controlo dos materiais durante a fase de formação e de cunhagem. Melhor qualidade das peças estampadas. Menores desperdícios na produção.</p>
	<p>ENG Gas springs applied to provide the real forces required. Assurance of defined forces. The same cylinder may be re-used for different applications.</p> <p>DEU Anpassung der Zylinder an die effektiv erforderliche Kraft. Gewissheit der definierten Kräfte. Verwendung desselben Zylinders für unterschiedliche Arbeiten.</p> <p>FRA Adaptation des ressorts à gaz aux forces réellement requises. Certitude des forces définies. Utilisation d'un même ressort à gaz dans des travaux différents.</p> <p>ITA Adeguamento dei cilindri alle forze realmente richieste. Utilizzo di uno stesso cilindro in lavori diversi.</p> <p>ESP Adecuación de los cilindros a las fuerzas realmente necesarias. Utilización de un mismo cilindro en trabajos distintos.</p> <p>POR Adaptação dos cilindros a las forças realmente necessárias. Utilização do mesmo cilindro em diferentes trabalhos.</p>

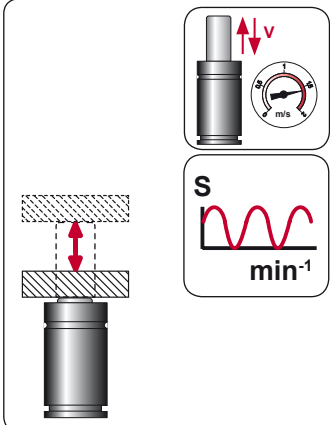
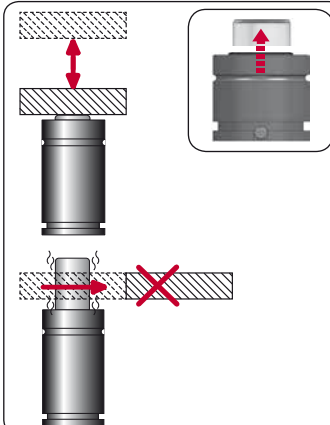
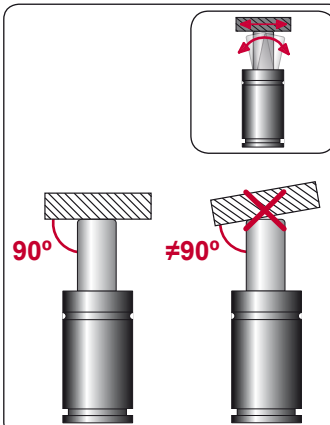
OPERATING INSTRUCTIONS

	<p>ENG Charge only with NITROGEN (N₂).</p> <p>DEU Gasdruckfedern dürfen nur mit Stickstoff gefüllt werden.</p> <p>FRA Charge seulement avec du GAZ AZOTE (N₂).</p> <p>ITA Caricare soltanto con GAS AZOTO (N₂).</p> <p>ESP Cargar únicamente con GAS NITROGENO (N₂).</p> <p>POR Carregar somente com GÁS de NITROGÊNIO (N₂).</p>
	<p>ENG Never fill a gas spring when the piston rod is not fully extended.</p> <p>DEU Befüllung der Gasdruckfeder nur bei voll ausgefahrener Kolbenstange.</p> <p>FRA Ne remplissez jamais un ressort où la tige n'est pas entièrement sortie.</p> <p>ITA Caricare il cilindro ad azoto solo quando lo stelo e' completamente estratto.</p> <p>ESP No cargar un cilindro de gas si el vástago no está completamente extendido.</p> <p>POR Não carregue o cilindro se a haste não estiver totalmente fora do cilindro.</p>
	<p>ENG Charge the gas spring between the minimum and the maximum allowable pressure, at a 20°C temperature.</p> <p>DEU Gasdruckfedern dürfen nur zwischen dem minimal und maximal zulässigen Fülldruck befüllt werden, immer unter Berücksichtigung einer Umgebungstemperatur von 20°C.</p> <p>FRA Chargez le ressort à gaz du minimum jusqu'à la pression maximale autorisée, à une température de 20°C.</p> <p>ITA Caricare il cilindro ad azoto entro la pressione minima e massima autorizzata, ad una temperatura di 20°C.</p> <p>ESP Cargar el cilindro de gas entre la máxima y mínima presión permitida, siempre teniendo en cuenta una temperatura de 20°C.</p> <p>POR Sempre carregue o cilindro dentro do pressão mínimo e máximo autorizado, a uma temperatura de 20°C.</p>

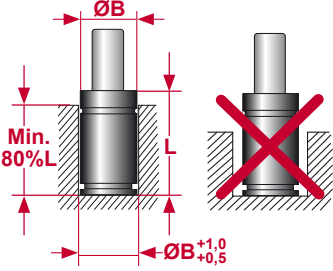


OPERATING INSTRUCTIONS

	<p>ENG When discharging a gas spring point the gas flow away from operator or anybody else.</p> <p>DEU Beim Entladen Ventil nicht auf Personen richten.</p> <p>FRA Pendant la décharge, dirigez l'écoulement de gaz à l'écart de l'opérateur ou d'autre personne.</p> <p>ITA Durante lo scarico, orientare il flusso del gas in direzione opposta all'operatore ad altra persona.</p> <p>ESP Durante la descarga, orientar el flujo de gas fuera del alcance del operador o de cualquier persona.</p> <p>POR Durante a descarga do cilindro aponte o fluxo de gás fora do alcance do operador ou qualquer outra pessoa.</p>
	<p>ENG Maximum recommended stroke 90%. Overstroke >100% would cause damages to the cylinder and serious risks.</p> <p>DEU Es wird empfohlen, eine 10%ige Hubreserve einzuplanen. Ein Überhub führt zur Zerstörung der Gasdruckfeder mit großen Risiken für Gesundheit und Leben von Personen.</p> <p>FRA Course recommandée maximale 90%. Une course au dessus de 100% causerait des dommages au cylindre et de graves risques.</p> <p>ITA Corsa massima suggerita 90%. Una corsa > 100% danneggia il cilindro e provoca gravi rischi.</p> <p>ESP Carrera máxima recomendada 90%. Excesos de carrera > 100% causarían daños al cilindro y graves riesgos.</p> <p>POR Curso de trabalho máximo recomendado de 90%. Curso maior que 100% causará danos ao cilindro e riscos graves.</p>
	<p>ENG Respect the limits of the operating temperature.</p> <p>DEU Die Grenzen der Arbeitstemperatur sind zu berücksichtigen.</p> <p>FRA Respecter les limites de température de fonctionnement.</p> <p>ITA Rispettare i limiti di temperatura di funzionamento.</p> <p>ESP Respetar los límites de temperatura de funcionamiento.</p> <p>POR Respeitar os limites de temperatura de funcionamento.</p>

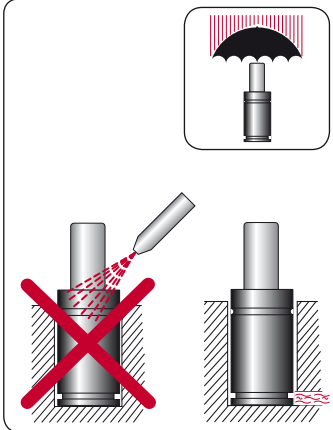
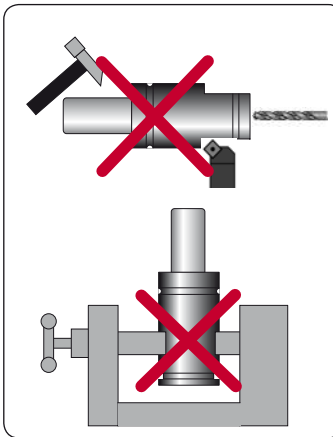
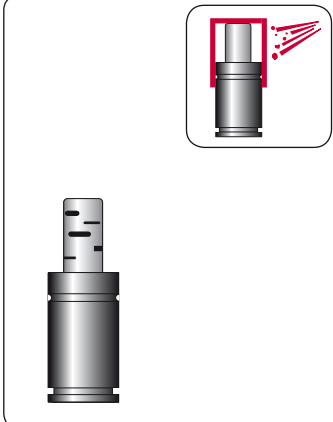
OPERATING INSTRUCTIONS

	<p>ENG Do not exceed the maximum allowed stroke speed. Maximum allowed cycles per minute should never be exceeded.</p> <p>DEU Überschreiten Sie nicht die maximal zulässige Kolbengeschwindigkeit. Die maximale Hubfrequenz sollte nicht überschritten werden.</p> <p>FRA Ne dépassez pas la vitesse maximale de course autorisée. Les cycles par minute maximales autorisées ne doit jamais être dépassée.</p> <p>ITA Non superare la velocità massima di corsa autorizzata. I cicli massime autorizzate al minuto non deve mai essere superata.</p> <p>ESP No superar la velocidad máxima de carrera. El número de ciclos por minuto permitidos no debe superarse.</p> <p>POR Não exceda a velocidade máxima do curso autorizada. Os ciclos máximos autorizados por minuto não deve ser excedido.</p>
	<p>ENG Avoid freely release of the piston rod, this would cause damages to the gas spring.</p> <p>DEU Ein freier Rückhub muss vermieden werden, um Beschädigungen an der Gasdruckfeder zu vermeiden.</p> <p>FRA Évitez le dégagement libre de la tige de piston, ceci endommagerait le ressort à gaz.</p> <p>ITA Evitare il ritorno libero dello stelo, per non danneggiare il cilindro ad azoto.</p> <p>ESP Evitar el retorno libre del vástago, esto dañaría al cilindro de gas</p> <p>POR Evite que a haste trabalhe livremente, isto causará danos ao cilindro.</p>
	<p>ENG Gas springs must always work completely perpendicular to the contact surface. Side loads increase wearing and reduce life expectancy.</p> <p>DEU Es dürfen keine seitlichen Kräfte auf die Gasdruckfedern wirken, da sich sonst die Lebensdauer wesentlich verringert.</p> <p>FRA Les ressorts doivent toujours fonctionner complètement perpendiculaire à la surface de contact. Les charges latérales augmentent l'usure et réduisent la durée de vie.</p> <p>ITA Le molle a gas devono funzionare sempre completamente il perpendicolare alla superficie di contatto. I carichi laterali aumentano l'usura e ne riducono la durata.</p> <p>ESP Los cilindros de gas deben siempre trabajar de manera perpendicular a la superficie de contacto. Las cargas laterales aumentan el desgaste y reducen la vida útil.</p> <p>POR Os cilindros devem sempre trabalhar de forma perpendicular à superfície de contato. As forças laterais aumentam o desgaste e reduzem a vida útil do cilindro.</p>

OPERATING INSTRUCTIONS

	<p>ENG When the gas springs are installed into a bored pocket, the bored pocket diameter should not exceed 1mm larger than the gas spring body diameter. And the bore pocket depth must be minimum 80% of L.</p> <p>DEU Werden Gasdruckfedern in Vertiefung eingebaut, so sollte der Bohrungsdurchmesser nur 1 mm größer als der Federdurchmesser sein. Die Vertiefung sollte mindestens 80% von L betragen.</p> <p>FRA Quand les ressorts sont installés dans une poche, le diamètre de poche ne devrait pas dépasser 1 mm de plus que le diamètre de corps du ressort. Et la profondeur de la poche doit être au minimum de 80% de L.</p> <p>ITA Quando le molle a gas sono installate in una sede alesata, il diametro alesato della stessa non deve essere superiore di 1mm, rispetto al diametro del corpo della molla a gas. E la profondità della sede alesata deve essere di almeno 80% di L.</p> <p>ESP Cuando los cilindros de gas se instalan en una cajera, el diámetro de la cajera no debería exceder 1mm de la dimension del cuerpo del cilindro de gas. Y la profundidad de la cajera debe ser como mínimo el 80% de L.</p> <p>POR Quando o cilindro for instalado dentro de um alojamento, o diâmetro do mesmo não pode exceder 1mm do diâmetro do corpo do cilindro. E a profundidade do alojamento deve ser no mínimo 80% de L.</p>
	<p>ENG Do not use the piston rod threaded hole for fixing the gas spring into the tool. This hole is only to be used for maintenance operations.</p> <p>DEU Das Gewinde in der Kolbenstange dient nur zu Wartungsarbeiten und darf nicht zur Befestigung der Gasdruckfeder benutzt werden.</p> <p>FRA N'employez pas le trou fileté de tige de piston pour la fixation du ressort dans l'outil. Ce trou doit être employé seulement pour des opérations d'entretien.</p> <p>ITA Non usare il filetto dello stelo per la riparazione durante il lavoro. Il filetto deve essere usato solamente per gli interventi di manutenzione.</p> <p>ESP No usar el agujero roscado del vástago para la fijación del cilindro al útil. Este agujero sólo debe emplearse para operaciones de mantenimiento.</p> <p>POR Não use o furo rosqueado da haste para fixar o cilindro. Ele só deve ser utilizado em serviços de manutenção.</p>
	<p>ENG Fix the gas spring into the tool through the appropriate mount. The bottom should be supported at all the times. A flat surface against the base is always required.</p> <p>DEU Die Befestigung der Gasdruckfeder sollte mittels angemessener Befestigungsflansche erfolgen.</p> <p>FRA Fixez le ressort à gaz dans l'outil par la bride appropriée.</p> <p>ITA Fissare i cilindri ad azoto solamente con gli specifici elementi di fissaggio. E 'sempre consigliato di sostenere la base del cilindro del gas contro una superficie piana.</p> <p>ESP Fijar el cilindro de gas al útil mediante las bridas adecuadas. Se recomienda siempre apoyar la base del cilindro de gas contra una superficie plana.</p> <p>POR Fixe o cilindro na ferramenta com a flange adequada. É sempre recomendável para apoiar a base do cilindro de gás contra uma superfície plana.</p>

OPERATING INSTRUCTIONS

	<p>ENG Protect the gas springs from solid or liquid contaminants. Provide adequate drainage in gas springs pockets.</p> <p>DEU Schützen Sie die Gasdruckfedern vor Kontakt mit festen oder flüssigen Verschmutzungen. Bei Einbau in Kavitäten müssen Drainage-Kanäle eingebracht werden.</p> <p>FRA Protégez les ressorts à gaz contre les contaminants solides ou liquides. Un drainage dans les poches des ressorts est recommandé.</p> <p>ITA Proteggere i cilindri ad azoto da ogni contaminazione solida o liquida. E' suggerito uno scarico sufficiente nel caso di sede alesata.</p> <p>ESP Proteger los cilindros de gas de contaminantes sólidos o líquidos. Proporcionar drenaje adecuado a las cajeras donde se instalan los cilindros.</p> <p>POR Proteja os cilindros de contaminadores sólidos ou líquidos. Recomenda-se a drenagem dos alojamentos.</p>
	<p>ENG Avoid whatever impact and do not make any mechanical work on the gas spring body or piston rod.</p> <p>DEU Schützen Sie die Gasdruckfeder insgesamt (besonders Körper und Kolbenstangen) gegen mechanische Beschädigung.</p> <p>FRA Evitez quelqu'impact que ce soit et ne faites aucun travail mécanique sur la tige ou le corps du ressort à gaz.</p> <p>ITA Evitare ogni lavoro meccanico ed ogni danneggiamento al corpo e allo stello della molla a gas.</p> <p>ESP Evitar cualquier impacto o trabajo mecánico en el cuerpo o vástago del cilindro.</p> <p>POR Evite qualquer impacto ou trabalho mecânico tanto na haste como no corpo do cilindro.</p>
	<p>ENG Gas springs with scratches on the piston rod surface should be replaced.</p> <p>DEU Gasdruckfedern mit Kratzern auf der Kolbestange-Oberfläche sollten ersetzt werden.</p> <p>FRA Des ressorts à gaz avec des éraflures sur la surface de la tige devraient être remplacés.</p> <p>ITA Le molle a gas con graffi sulla superficie dello stello devono essere sostituite.</p> <p>ESP Los cilindros de gas con marcas en la superficie del vástago deberían reemplazarse.</p> <p>POR O cilindro que apresentarem riscos na haste a mesma deverá ser substituída.</p>

OPERATING INSTRUCTIONS

 	<p>ENG Gas springs maintenance must be carried out only by skilled personnel, with the appropriate training, and always following the operating and service instructions from Azolgas.</p> <p>DEU Arbeiten an den Gasdruckfedern dürfen ausschließlich von geschulten Mitarbeitern durchgeführt werden. Die technischen Hinweisen, Vorgaben und Anweisungen von Azolgas müssen unbedingt und jederzeit befolgt werden.</p> <p>FRA L'entretien des ressorts à gaz doit être effectué uniquement par du personnel habilité, ayant les formations requises, et cela en respectant toujours les instructions de service d'Azolgas.</p> <p>ITA La manutenzione delle molle a gas deve essere effettuata solo da personale esperto, con preparazione specifica e sempre seguendo le istruzioni di servizio di Azolgas.</p> <p>ESP El mantenimiento de los resortes de gas debe ser efectuado por personal cualificado, con la debida formación, y siguiendo las instrucciones de utilización y mantenimiento de Azolgas.</p> <p>POR A manutenção dos cilindros deve ser realizada somente por pessoas qualificadas, com treinamento apropriado, e seguindo as instruções de funcionamento e manutenção da Azolgas.</p>
 	<p>ENG Most of Azolgas gas springs could be used into linked systems. Linked systems allow users to easily monitor, control and adjust pressure.</p> <p>DEU Die meisten Azolgas Gasdruckfedern können durch Verschlauchung in einem Verbundsystem arbeiten. Das erleichtert das Steuern, Ablesen und das Anpassen des Druckes.</p> <p>FRA La plupart des ressorts à gaz Azolgas peuvent être utilisés dans les systèmes reliés. Cela permet facilement aux utilisateurs de surveiller, contrôler et ajuster la pression.</p> <p>ITA La maggior parte delle molle a gas della Azolgas possono essere utilizzate in sistemi collegati, che permettono agli utenti di verificare, controllare ed intervenire sulla pressione.</p> <p>ESP La mayoría de los cilindros de gas Azolgas pueden ser usados en sistemas conexonados, permitiendo al usuario la fácil monitorización, control y ajuste de presión.</p> <p>POR A maioria dos cilindros Azolgas pode ser utilizado em sistemas interligados, permitindo ao usuário fácil monitoramento e controlo da pressão.</p>
	<p>ENG Designed and manufactured according PED 97/23/CE. The user of the gas springs is responsible for future inspections to be made to the springs in accordance with the regulations of the country where they will be used. Azolgas recommend to replace gas springs after 2 million strokes/10 years.</p> <p>DEU Gasdruckfedern sind entwickelt und hergestellt nach Druckgeräte-Richtlinie PED 97/23/CE. Der Benutzer hat dafür zu sorgen dass die nationale Richtlinien bezüglich Wartung und periodische Inspektionen unbedingt eingehalten werden. Azolgas empfiehlt, die Gasdruckfedern nach 2 Millionen Hüben, spätestens nach 10 Jahren, zu ersetzen.</p> <p>FRA Conçu et fabriqué selon PED 97/23/CE. L'utilisateur des ressorts à gaz est responsable pour les inspections qui doivent être faits pour les ressorts à gaz conformément à la réglementation du pays où ils seront utilisés. Azolgas recommandent de remplacer des ressorts après 2 millions de cycles/10 années.</p> <p>ITA Progettato e prodotto secondo PED 97/23/CE. L'utente delle molle a gas è responsabile di future ispezioni da effettuare per le molle a gas, secondo le norme del paese in cui verranno utilizzati. Azolgas suggerisce di sostituire le molle a gas dopo 2 milioni di colpi/10 anni.</p> <p>ESP Diseñado y fabricado según PED 97/23/CE. El usuario del equipo a presión deberá responsabilizarse de las futuras inspecciones a efectuar a dicho equipo de acuerdo con la normativa específica del país en el que vaya a utilizarse. Azolgas recomienda reemplazar los cilindros de gas después de 2 millones de ciclos/10 años.</p> <p>POR Projetado e fabricado de acordo com a PED 97/23/CE. O usuário dos cilindros é responsável por inspeções futuras a serem feitas para os cilindros, de acordo com as normas do país onde eles serão utilizados. Azolgas recomenda a troca dos cilindros após 2 milhões de ciclos/10 anos.</p>

HOW TO USE THE CATALOGUE



1 **2**

200 www.azolgas.com Service in Motion azolgas@azolgas.com Tel. +34 945290010

FD 1500 V2

Low Profile

ORDER	S (mm)	L1 ±0,25 (mm)	L (mm)	Kg
FD 1500 025 V2	25	110	85	1.94
FD 1500 032 V2	32	124	92	2.04
FD 1500 038 V2	38	136	98	2.13
FD 1500 050 V2	50	160	110	2.31
FD 1500 063 V2	63.5	187	123.5	2.50
FD 1500 080 V2	80	220	140	2.75
FD 1500 100 V2	100	260	160	3.41
FD 1500 125 V2	125	310	185	4.75

RENAULT EM24.54.700

5

6

CODE	bar	psi	F ₀ daN	F ₁ daN
FD 1500 050 V2	150	2145	1530	2140
FD-H 1500 050 V2	0	0	---	---

3

7

ENG	ORDER	F ₀	S
DEU	BESTELLUNG	daN	mm
FRA	COMMANDE		
ITA	ORDINE		
ESP	PEDIDO		
POR	PEDIDO		
	FD 1500	50	
	FD 1500 050 V2		

4

8

			bar psi	bar psi	°C °F	°C °F	600 CP-
N ₂	Smax < 90%	Vmax 1,6 m/s	20 290	150 2175	0 32	80 176	

9 **10** **11** **12** **13** **14**

HOW TO USE THE CATALOGUE

1

ENG	MODEL
DEU	MODELL
FRA	MODÈLE
ITA	MODELLO
ESP	MODELO
POR	MODELO

8

ENG	MAX. RECOMMENDED STROKES/MINUTE
DEU	MAX.ZULÄSSIGE HÜBE/MINUTE
FRA	MAX. CYCLES/MINUTE RECOMMANDÉ
ITA	CADENZA MAX. CORSA/MINUTO CONSIGLIATA
ESP	CADENCIA MAX. RECOMENDADA CARRERAS/MINUTO
POR	CADÊNCIA MAX. RECOMENDADA CICLOS/MINUTO

2

ENG	VERSION
DEU	VERSION
FRA	VERSION
ITA	VERSIONE
ESP	VERSIÓN
POR	VERSÃO

9

ENG	PRESSURE MEDIUM
DEU	DRUCK-MEDIUM
FRA	GAZ DE CHARGEMENT
ITA	GAS DI CARICAMENTO
ESP	GAS DE CARGA
POR	GÁS DE CARGA

3

ENG	FILLING PRESSURE
DEU	FÜLLDRUCK
FRA	PRESSION DE REMPLISSAGE
ITA	PRESSIONE DI CARICAMENTO
ESP	PRESIÓN DE CARGA
POR	PRESSÃO DE CARGA

10

ENG	MAX. RECOMMENDED USE OF THE STROKE
DEU	MAX. EMPFOLNE ARBEITSHUB
FRA	MAX. UTILISATION DE LA COURSE RECOMMANDÉ
ITA	USO SUGGERITO MASSIMO DELLA CORSA
ESP	MAX. UTILIZACION DE LA CARRERA RECOMENDADA
POR	UTILIZAÇÃO MÁXIMA DE CURSO RECOMENDADO

4

ENG	ORDER
DEU	BESTELLUNG
FRA	COMMANDE
ITA	ORDINE
ESP	PEDIDO
POR	PEDIDO

11

ENG	MAX. SPEED (METERS/SECOND)
DEU	MAX. KOLBENGESCHWINDIGKEIT (m/s)
FRA	MAX. VITESSE (MÈTRES/SECONDE)
ITA	VELOCITÀ MASSIMA (METRI/SECONDO)
ESP	VELOCIDAD MÁXIMA (METROS/SEGUNDO)
POR	VELOCIDADE MÁXIMA (METROS/SEGUNDO)

5

ENG	PED 97/23/CE - CE DIRECTIVE
DEU	PED 97/23/CE - RICHTLINIE EG
FRA	PED 97/23/CE - DIRECTIVE CE
ITA	PED 97/23/CE - DIRETTIVA CE
ESP	PED 97/23/CE - DIRECTIVA CE
POR	PED 97/23/CE - DIRECTIVA CE

12

ENG	MIN-MAX. CHARGING PRESSURE
DEU	MIN-MAX. FÜLLDRUCK
FRA	MIN-MAX. PRESSION DE CHARGEMENT
ITA	MIN-MAX. PRESSIONE DI CARICAMENTO
ESP	MIN-MAX. PRESIÓN DE CARGA
POR	MIN-MAX. PRESSÃO DE CARGA

6

ENG	INITIAL FORCE PER CHARGE PRESSURE
DEU	ANFANGSKRAFT ABHÄNGIG VOM DRUCK
FRA	FORCE INITIALE PAR PRESSION DE CHARGE
ITA	FORZA INIZIALE PER PRESSIONE DELLA CARICA
ESP	FUERZA INICIAL SEGÚN LA PRESIÓN DE CARGA
POR	FORÇA INICIAL CONFORME A PRESSÃO DE CARGA

13

ENG	MIN-MAX. WORKING TEMPERATURE
DEU	MIN.-MAX. ARBEITSTEMPERATUR
FRA	MIN-MAX. TEMPÉRATURE DU TRAVAIL
ITA	MIN-MAX. TEMPERATURA DI FUNZIONAMENTO
ESP	MIN-MAX. TEMPERATURA DE TRABAJO
POR	MIN-MAX. TEMPERATURA DE TRABALHO

7

ENG	PRESSURE RISE PER STROKE USED
DEU	HUBABHÄNGIGES DRUCKAUFBAUDIAGRAMM
FRA	AUGMENTATION DE PRESSION PAR COURSE UTILISÉE
ITA	AUMENTO DI PRESSIONE IN FUNZIONE DELLA CORSA
ESP	AUMENTO DE PRESIÓN EN FUNCIÓN DE LA CARRERA
POR	AUMENTO DA PRESSÃO EM FUNÇÃO DO CURSO

14

ENG	OPTION PIPING. RECOMMENDED CONTROL PANEL
DEU	OPTIONALE VERSCHLÄUCHUNG. EMPFOHLENE KONTROLLARMATUR
FRA	OPTION RACCORDEMENT. PANNEAU RECOMMANDÉ
ITA	OPZIONE COLLEGAMENTO. PANNELLO SUGGERITO
ESP	OPCIÓN CONEXIONADO. PANEL RECOMENDADO
POR	OPÇÃO INTERLIGADO. PAINEL RECOMENDADO

HOW TO USE THE CATALOGUE



15

www.azolgas.com | Service in Motion | azolgas@azolgas.com | Tel. +34 945290010 | 201

AZOL GAS FD 1500 V2 MOUNTS

Low Profile

	50	50	50	50	50	50		
	Ø75	Ø75	Ø75	Ø75	Ø75	Ø75		
	L1=137 L1=145 L1=159	L1=154 L1=160 L1=160	L1=185 L1=195 L1=210	L1=210	L1=175 L1=200	L1=240		
MODEL	✗ CR 2400 CW 2400 KZ 2400	✗	CT 2500 CK 2500 FD 1500	GN 1500 CM 2500 CD 2400	AG 1500	CPH 4300 CP 5000	CS 4700	
SERIES	MINI	COMPACT HEIGHT	THREADED	LOW PROFILE	HEAVY DUTY	ISO	HEAVY LOAD	POWER COMPACT STROKE

16

A14-075

A34-075

17



CODE	FD 1500 050 V2	KIT S-XXXXXXX KIT C-XXXXXXX	A14-075	18 CG 1-Q
ENG ORDER	GAS SPRING	REPAIR KIT	FLANGE	CHARGING ADAPTER
DEU BESTELLUNG	GASDRUCKFEDER	ERSATZTEILSATZ	FLANSCH	LADEADAPTER
FRA COMMANDE	RESSORT À GAZ	KIT DE REPARATION	BRIDE	RACCORD DE CHARGE
ITA ORDINE	CILINDRO AD AZOTO	KIT DI MANUTENZIONE	FLANGE	ADATTATORE DI CARICO
ESP PEDIDO	RESORTE DE GAS	KIT DE REPARACION	BRIDA	ADAPTADOR DE CARGA
POR PEDIDO	CILINDRO DE GAS	KIT DE MANUTENÇÃO	FLANG	ADAPTADOR DE CARGA

18

19

20

21

HOW TO USE THE CATALOGUE

15

ENG	SERIES CHART
DEU	ÜBERSICHTSTABELLE
FRA	TABLEAU DE SÉRIES
ITA	TABELLA DI SERIE
ESP	COMPARATIVA DE SERIES
POR	COMPARATIVO DAS SÉRIES

19

ENG	ORDER REPAIR KIT
DEU	BESTELLUNG DICHTSATZ
FRA	COMMANDE KIT DE RÉPARATION
ITA	ORDINE KIT DI MANUTENZIONE
ESP	PEDIDO KIT DE REPARACIÓN
POR	PEDIDO DE KIT DE MANUTENÇÃO

16

ENG	MOUNTS
DEU	FLANSCHEN
FRA	BRIDES
ITA	FLANGE
ESP	BRIDAS
POR	FIXAÇÃO

20

ENG	ORDER MOUNT
DEU	BESTELLUNG FLANSCHEN
FRA	COMMANDE BRIDE
ITA	ORDINE FLANGE
ESP	PEDIDO BRIDA
POR	PEDIDO DE FLANGE

17

ENG	MOUNTS STANDARDS
DEU	FLANSCHEN NORMEN
FRA	NORMES DE BRIDES
ITA	STANDARS DELLE FLANGE
ESP	ESTÁNDARDS DE BRIDAS
POR	PADRÕES DE FLANGES

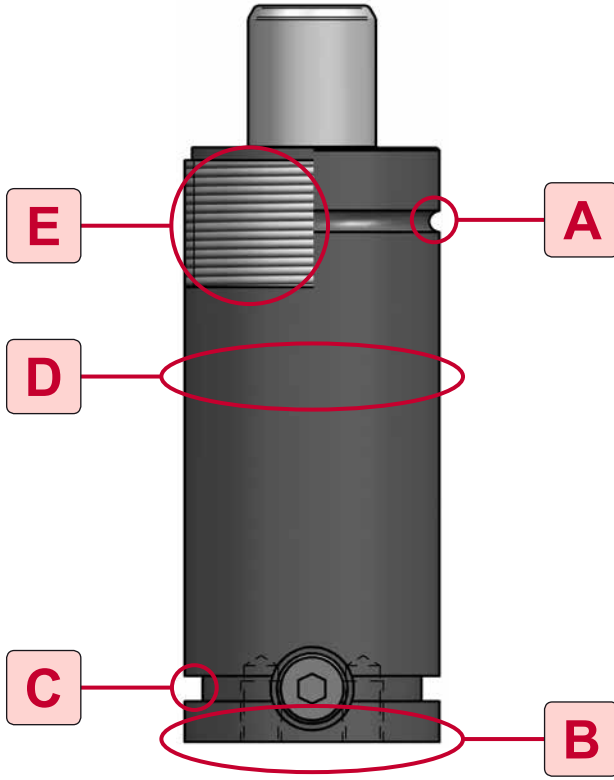
21

ENG	ORDER CHARGING ADAPTER
DEU	BESTELLUNG LADEADAPTER
FRA	COMMANDE RACCORD DE CHARGE
ITA	ORDINE ADATTATORE DI CARICO
ESP	PEDIDO ADAPTADOR DE CARGA
POR	PEDIDO DE ADAPTADOR DE CARGA

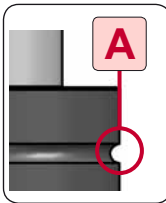
18

ENG	ORDER GAS SPRING
DEU	BESTELLUNG GASDRUCKFEDER
FRA	COMMANDE RESSORT À GAZ
ITA	ORDINE CILINDRO AD AZOTO
ESP	PEDIDO CILINDRO DE GAS
POR	PEDIDO DE CILINDRO DE NITROGÉNIO

HOW TO USE THE CATALOGUE



ENG	ORDER
DEU	BESTELL
FRA	COMMANDE
ITA	ORDINE
ESP	PEDIDO
POR	PEDIDO



A
TYPE

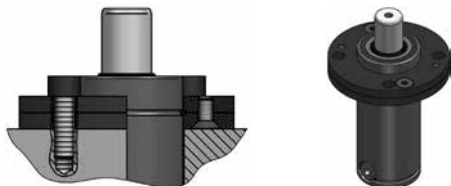
14
MODEL

50
Ø

A 14 050

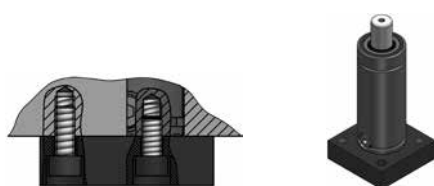
HOW TO USE THE CATALOGUE

A



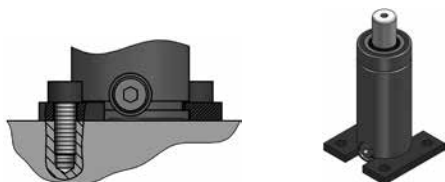
ENG	UPPER ROUND GROOVE FLANGE
DEU	BUNDFLANSCH
FRA	COLLERETTE POUR GORGE RONDE SUPÉRIEURE
ITA	FLANGIA PER SCANALATURA ROTONDA SUPERIORE
ESP	BRIDA PARA CAJERA SUPERIOR REDONDA
POR	FLANGE PARA O SULCO REDONDO SUPERIOR

B



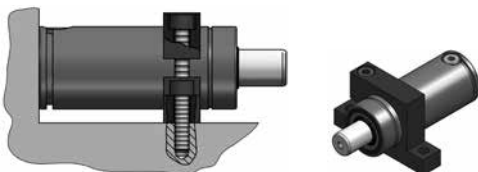
ENG	BOTTOM MOUNT PLATE
DEU	UNTERE BEFESTIGUNGS-PLATTE
FRA	PLAQUE FIXATION INFÉRIEURE
ITA	BASE INFERIORE DI FISSAGGIO
ESP	BASE INFERIOR DE FIJACIÓN
POR	PLACA INFERIOR DA MONTAGEM

C



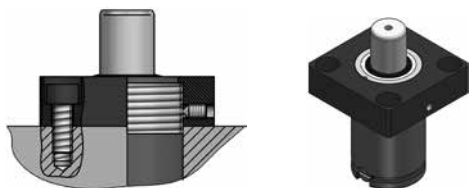
ENG	LOWER SQUARE GROOVE FLANGE
DEU	FUSSFLANSCH
FRA	FLASQUE-BRIDE POUR GORGE CARRÉE INFÉRIEURE
ITA	SEMI-FLANGIA PER SCANALATURA QUADRATA INFERIORE
ESP	BRIDA PARA CAJERA INFERIOR CUADRADA
POR	FLANGE PARA O SULCO QUADRADO INFERIOR

D



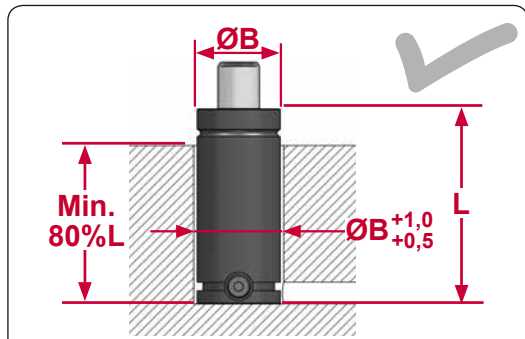
ENG	SUPPORT MOUNT
DEU	KLEMMFLANSCH
FRA	SUPPORT AVANT
ITA	SUPPORTI ANTERIORI
ESP	BRIDA DE APOYO
POR	FLANGE DE SUSTENTAÇÃO

E

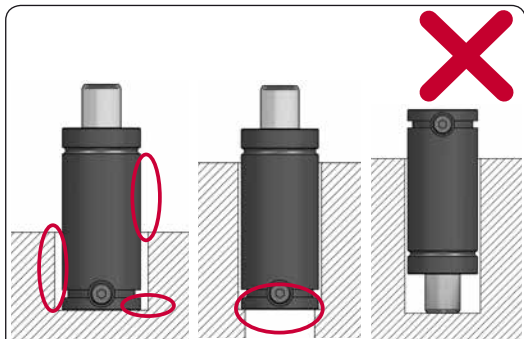


ENG	THREADED BODY FLANGE
DEU	KÖRPER GEWINDE FLANSCH
FRA	BRIDE VISSÉE SUR LE CORPS FILETÉ
ITA	FLANGIA FILETTATA PER IL CORPO
ESP	BRIDA ROSCADA SOBRE EL CUERPO
POR	FLANGE ROSQUEADA DO CORPO

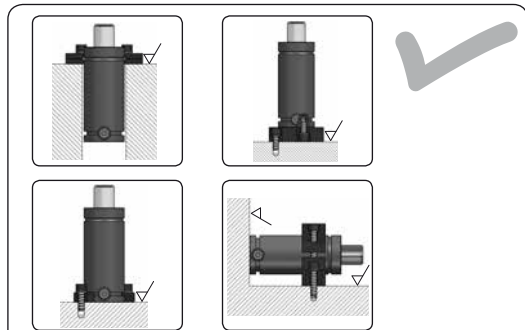
INSTALLATION EXAMPLES



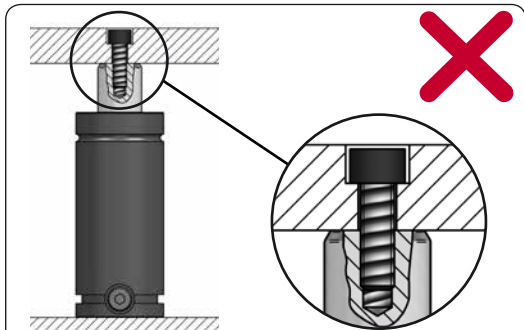
The bored pocket diameter should not exceed 1mm larger than the gas spring body diameter. The bore pocket depth must be minimum 80% of L. Provide adequate drainage in gas springs pockets when required.



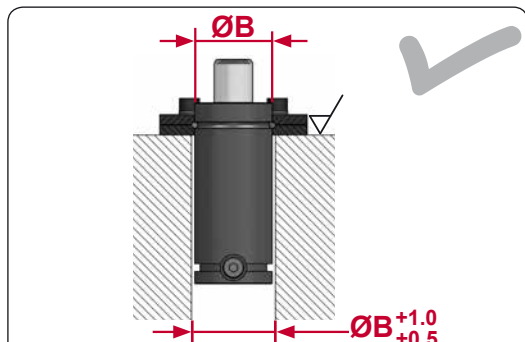
Incorrect pockets (i.e. larger diameter or shorter length) may cause structural damage or reduced life of gas springs.



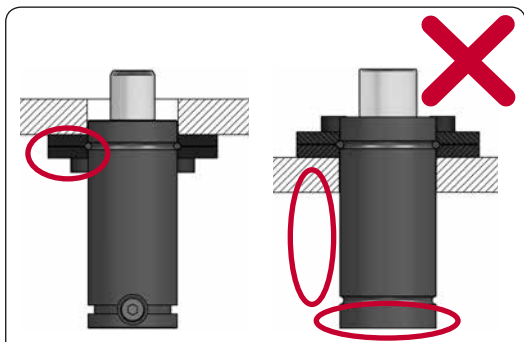
Fix the gas spring into the tool through the appropriate mount in the right way.



Do not use the piston rod threaded hole for fixing the gas spring into the tool. The top rod threaded hole is only to be used when servicing the gas springs.

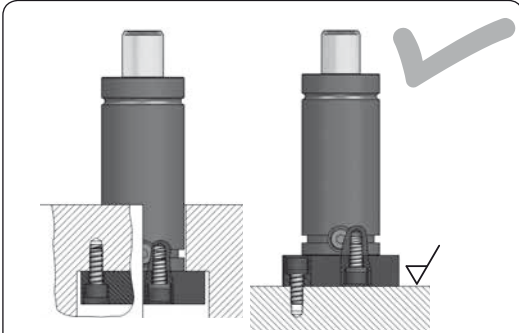


Example mount type A
When using mount type A into a bored pocket, the bored pocket diameter should not exceed 1mm larger than the gas spring body diameter.



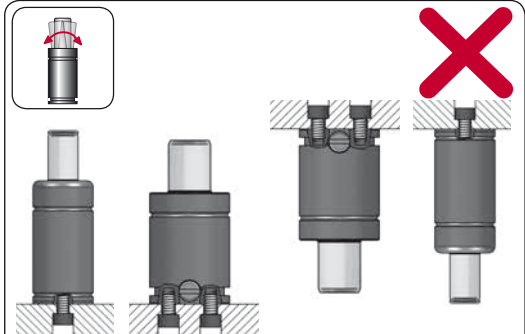
Example mount type A
In Compact Power Stroke series (CS) and Heavy Load Series (CP-CPH) the bottom should be supported at all the times. A flat surface against the base is always required.

INSTALLATION EXAMPLES

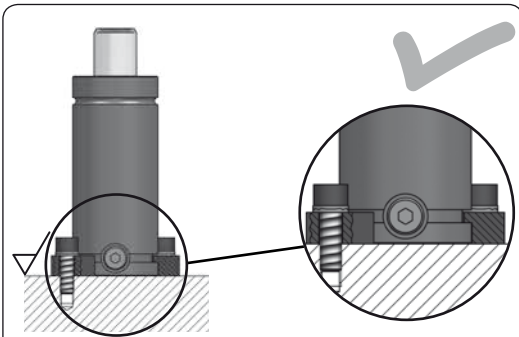


Example mount type B

Fix the gas spring into the tool through the appropriate mount in the right way.

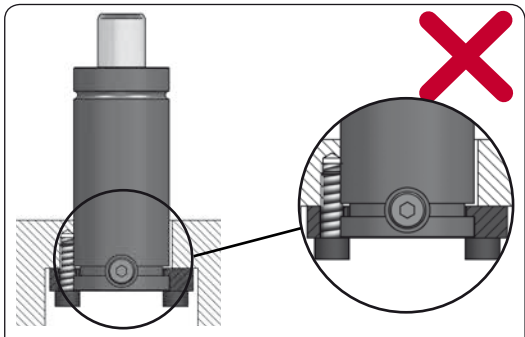


In MINI and Compact Height series (CW) avoid side loads by using the appropriate mounts. Do not fix the MINI and Compact Height series (CW) to the tool only by using screws at the bottom.



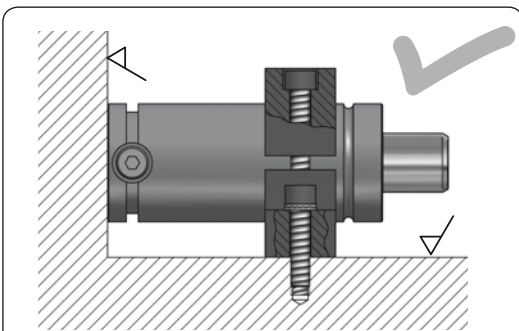
Example mount type C

Fix the gas spring into the tool through the appropriate mount in the right way.



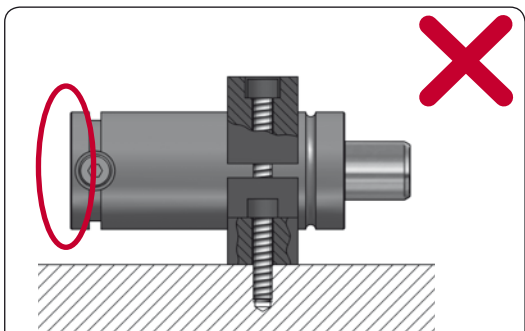
Example mount type C

The bottom should be supported at all the times. A flat surface against the base is always required.



Example mount type D



Fix the gas spring into the tool through the appropriate mount in the right way.






Example mount type D


The bottom should be supported at all the times. A flat surface against the base is always required.

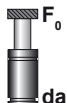
COLOR CODE: MINI GAS SPRINGS


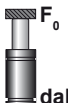

AFB V2	COLOR			 F ₀ daN	 F ₁ daN
		bar	psi		
AFB 13 050 V2	Green	45	650	13	20
AFB 25 050 V2	Blue	90	1305	25	40
AFB 38 050 V2	Red	135	1960	38	60
AFB 50 050 V2	Yellow	180	2610	50	80
AFB XX 050 V2	Black	20-180	290-2610	6 - 50	9 - 80



AFH V1	COLOR			 F ₀ daN	 F ₁ daN
		bar	psi		
AFH 18 050 V1	Green	35	510	18	35
AFH 35 050 V1	Blue	70	1015	35	70
AFH 50 050 V1	Red	100	1450	50	100
AFH 70 050 V1	Yellow	140	2030	70	140
AFH XX 050 V1	Black	20-180	290-2610	10 - 90	20 - 180




AFJ V1	COLOR			 F ₀ daN	 F ₁ daN
		bar	psi		
AFJ 30 050 V1	Green	60	870	30	40
AFJ 50 050 V1	Blue	100	1450	50	70
AFJ 70 050 V1	Red	140	2030	70	95
AFJ 90 050 V1	Yellow	180	2610	90	120
AFJ XX 050 V1	Black	20-180	290-2610	10 - 90	13 - 120

AFK V1	COLOR			 F ₀ daN	 F ₁ daN
		bar	psi		
AFK 25 050 V1	Green	40	580	25	35
AFK 50 050 V1	Blue	80	1160	50	70
AFK 75 050 V1	Red	120	1740	75	105
AFK 100 050 V1	Yellow	160	2320	100	140
AFK XXX 050 V1	Black	20-160	290-2320	13 - 100	18 - 140

AFD V1	COLOR			 F ₀ daN	 F ₁ daN
		bar	psi		
AFD 50 050 V1	Green	45	650	50	70
AFD 100 050 V1	Blue	90	1305	100	140
AFD 150 050 V1	Red	135	1960	150	210
AFD 200 050 V1	Yellow	180	2610	200	280
AFD XXX 050 V1	Black	20-180	290-2610	23 - 200	32 - 280

AFC	COLOR			 F ₀ daN	 F ₁ daN
		bar	psi		
AFC 50 050	Green	45	650	50	75
AFC 100 050	Blue	90	1305	100	155
AFC 150 050	Red	135	1960	150	230
AFC 200 050	Yellow	180	2610	200	305
AFC XXX 050	Black	20-180	290-2610	23 - 200	35 - 305

AFNA	COLOR			 F ₀ daN	 F ₁ daN
		bar	psi		
AFNA 50 050	Green	45	650	50	75
AFNA 100 050	Blue	90	1305	100	155
AFNA 150 050	Red	135	1960	150	230
AFNA 200 050	Yellow	180	2610	200	305
AFNA XXX 050	Black	20-180	290-2610	23 - 200	35 - 305

AF V1	COLOR			 F ₀ daN	 F ₁ daN
		bar	psi		
AF 50 050 V1	Green	45	650	50	70
AF 100 050 V1	Blue	90	1305	100	135
AF 150 050 V1	Red	135	1960	150	205
AF 200 050 V1	Yellow	180	2610	200	270
AF XXX 050 V1	Black	20-180	290-2610	23 - 200	30 - 270

AFT V1	COLOR			 F ₀ daN	 F ₁ daN
		bar	psi		
AFT 80 050 V1	Green	40	580	80	135
AFT 160 050 V1	Blue	80	1160	160	265
AFT 240 050 V1	Red	120	1740	240	400
AFT 310 050 V1	Yellow	155	2450	310	515
AFT XXX 050 V1	Black	20-180	290-2610	40 - 360	65 - 600

- Adaptable version that can be charged between Pmin and Pmax.
- Anpassbare Version, die mit einem verschiedenen Druck von Pmin bis Pmax befüllt werden kann.
- Version adaptable pouvant être chargée entre Pmin et Pmax.
- Versione adattabile che può essere caricata tra Pmin e Pmax.
- Versión adaptable que puede ser cargada entre Pmin y Pmax.
- Versão personalizável que pode ser carregada entre Pmin e Pmax.



COLOR CODE: MINI GAS SPRINGS

ORDER EXAMPLE

2 www.azolgas.com Service in Motion azolgas@azolgas.com Tel. +34 945290010

AFB V2

Mini

CODE	S (mm)	L1 (mm)	L2 (mm)	L (mm)	kg
AFB 007 V2	7	56	49	0.03	
AFB 010 V2	10	62	55	0.03	
AFB 012 V2	12.7	67.4	60.7	0.03	
AFB 015 V2	15	72	67	0.04	
AFB 018 V2	18	80	74	0.04	
AFB 025 V2	25	92	86	0.04	
AFB 038 V2	38	118	110	0.05	
AFB 050 V2	50	142	134	0.06	
AFB 063 V2	63.5	172	164.5	0.06	
AFB 076 V2	76	198	190	0.07	
AFB 088 V2	88	205	197	0.07	

CODE	COLOR	bar	psi	daN	daN
AFB 13 050 V2	Green	45	650	13	20
AFB 25 050 V2	Blue	90	1305	25	40
AFB 38 050 V2	Red	135	1960	38	60
AFB 50 050 V2	Yellow	180	2610	50	80
AFB XX 050 V2	Black	20-180	290-2610	6 - 50	9 - 80

ENG ORDER DEU BESTELLUNG FRA COMMANDE ITA ORDINE ESP PEDIDO POR PEDIDO

AFB 50 050 V2

N₂ Smax < 90% Vmax 1,6 m/s

bar psi bar psi °C °F °C °F
20 290 180 2610 0 32 80 176

AFB V2	COLOR	bar	psi	F ₀ daN	F ₁ daN
AFB 13 050 V2	Green	45	650	13	20
AFB 25 050 V2	Blue	90	1305	25	40
AFB 38 050 V2	Red	135	1960	38	60
AFB 50 050 V2	Yellow	180	2610	50	80
AFB XX 050 V2	Black	20-180	290-2610	6 - 50	9 - 80

ENG ORDER DEU BESTELLUNG FRA COMMANDE ITA ORDINE ESP PEDIDO POR PEDIDO

AFB 50 050 V2 (YELLOW)

AFB 6 - 50 50

AFB XX 050 V2 (BLACK)

BLACK: Force to be specified by the customer. Delivered pre-charged at 20 bar.

BODY MARK

NC.051.00.00000.050.2
AFB 050 V2
215025247 **NOT REPAIR**
97/23CE art.3.3 Made in Spain (EU)
Pmax 180 bar/2610 psi N2 at 20°C
TS 0 / 80° C PS 0 / 373 bar
www.azolgas.com

WARNING! - HIGH PRESSURE Exhaust gas before servicing.
ACHTUNG! - HOHER DRUCK Nicht öffnen wenn unter Druck.
ATTENTION! - HAUTE PRESSION Décharger avant toute manipulation.
ATTENZIONE! - ALTA PRESSIONE Scaricare prima di ogni manipolazione.
ATENCIÓN! - ALTA PRESIÓN Descargar antes de cualquier manipulación.

S mm

AFB V2	COLOR	bar	psi	F ₀ daN	F ₁ daN
AFB 13 050 V2	Green	45	650	13	20
AFB 25 050 V2	Blue	90	1305	25	40
AFB 38 050 V2	Red	135	1960	38	60
AFB 50 050 V2	Yellow	180	2610	50	80
AFB XX 050 V2	Black	20-180	290-2610	6 - 50	9 - 80

ENG ORDER DEU BESTELLUNG FRA COMMANDE ITA ORDINE ESP PEDIDO POR PEDIDO

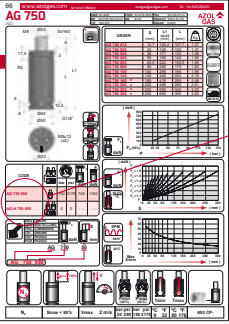
AFB 38 050 V2



MINI gas springs series the force is defined by colored label.

MINI gas springs series only the model and stroke are engraved on the body (not the force).

FROM SELF-CONTAINED TO HOSED **AZOL GAS**

1

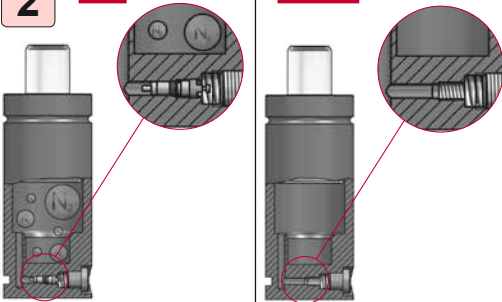


CODE	
AG 750 050	
AG-H 750 050	

ENG ORDER
DEU BESTE
FRA

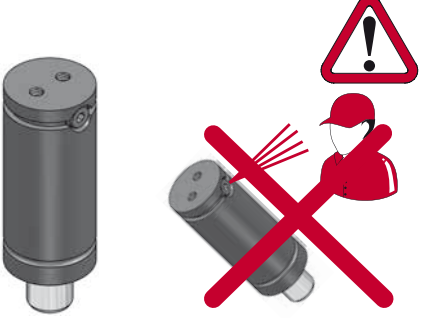
Gas springs may be ordered as a self-contained use or as a linked use. Check in the corresponding catalogue sheet how to order (just by adding -H to the gas spring model).

2 **AG** **AG-H**



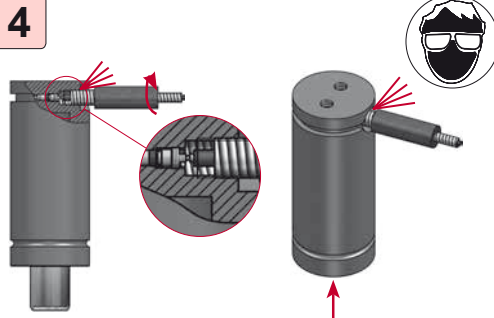
Gas springs for a self-contained use are supplied with filling valve and fully load with N₂ gas. Gas springs for a linked use are supplied without filling valve and discharged (without N₂ gas).

3



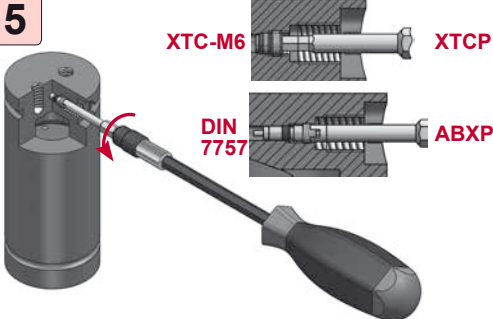
In order to unload the gas spring, set it rod down. When discharging a gas spring point the gas flow away from operator or anybody else.

4



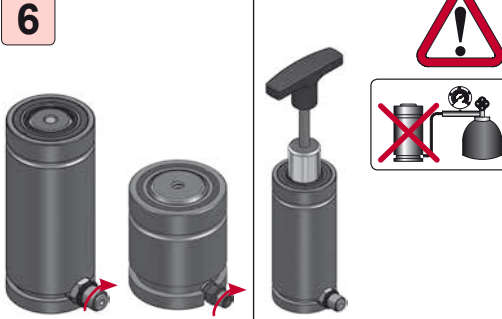
Thread the draining tool to the filling port thread and turn it slowly in order to get it fully drained. Check the cylinder is completely unloaded, it should be possible to insert the rod by hand and stay in this position.

5



Check the type of valve in the gas spring. Use the corresponding key adapter to unscrew the valve:
- ABXP
- XTCP

6



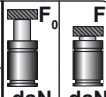




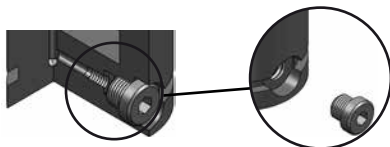
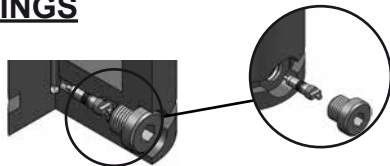
Fit the corresponding adapter (M6 or G1/8"). Extend fully the piston rod with the LM tool, never with gas. Gas spring is now ready to be linked.


Check the type of valve in the gas spring. Use the corresponding key adapter to unscrew the valve:
- ABXP
- XTCP


Fit the corresponding adapter (M6 or G1/8"). Extend fully the piston rod with the LM tool, never with gas. Gas spring is now ready to be linked.

SELF-CONTAINED OR HOSED GAS SPRINGS



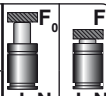


CODE					
		bar	psi	daN	daN
AG 750 050		150	2175	740	1100
AG-H 750 050		0	0	---	---

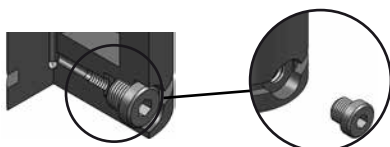
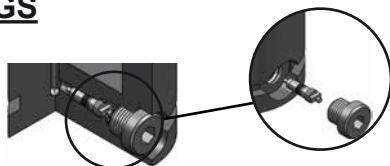



	ENG	Self-contained gas spring	Gas spring delivered charged (with filling valve)
	DEU	Autonome Gasdruckfeder	Gasdruckfeder befüllt (mit Ventil)
	FRA	Ressort à gaz autonome	Ressort à gaz fourni chargé (avec valve de charge)
	ITA	Cilindro ad azoto autonomo	Cilindro fornito carico (con valvola di carico)
	ESP	Cilindro de gas autónomo	Cilindro de gas suministrado cargado (con válvula de carga)
POR	Cilindro de gas autónomo	Cilindro de gás fornecido carregado (com válvula de carga)	

	ENG	Ready to be holed	Gas spring delivered unfilled (without filling valve)
	DEU	Fertig zum Verschlauchen	Gasdruckfeder drucklos und ohne Ventil
	FRA	Prêt à être relié	Ressort à gaz fourni non chargé (sans valve de charge)
	ITA	Pronto per essere collegato	Cilindro fornito scarico (senza valvola di carico)
	ESP	Preparado para conexión	Cilindro de gas suministrado descargado (sin válvula de carga)
	POR	Pronto a ser interligado	Cilindro de gás fornecido descarregado (sem válvula de carga)

ONLY PERMANENT HOSED GAS SPRINGS

CODE					
		bar	psi	daN	daN
-----		---	---	---	---
APFC-H 150 050		0	0	---	---

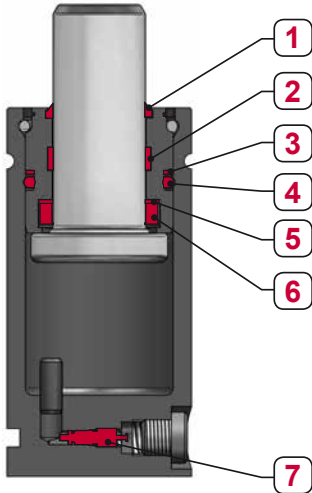


	ENG	Hosed gas spring	Gas spring delivered unfilled and it can only be used in a permanent connection (valveless)
	DEU	Gasdruckfeder zum verschlauchen	Gasdruckfeder wird drucklos angeliefert und kann nur im Verbund eingesetzt werden (ohne Ventil)
	FRA	Ressort à gaz relié	Ressort à gaz fourni non chargé et il ne peut être utilisé que relié dans une connexion permanente (sans valve de charge)
	ITA	Cilindro collegabile	Cilindro fornito scarico e può essere utilizzato solo in una connessione permanente (senza valvola unidirezionale)
	ESP	Cilindro conexiónable	Cilindro de gas suministrado descargado y sólo puede ser usado en un sistema conexiónado permanente (sin válvula de carga)
POR	Cilindro de gas interligado	Cilindro de gás fornecido descarregado, apenas pode ser utilizado em um sistema interligado permanente (sem válvula de carga)	

REPAIR KIT



SEAL KIT

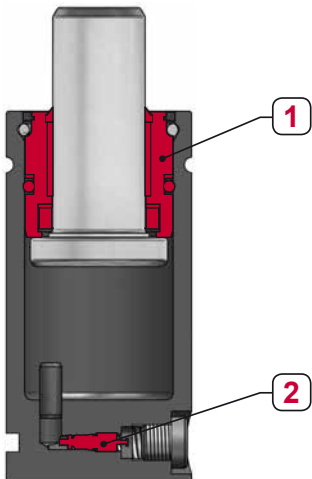


KIT S-XXXXXXX

Nº	Description	Quantity
1	Wiper	1
2	Guide	1
3	O.ring protector	1
4	O.ring	1
5	Gasket protector	1
6	Gasket	1
7	Filling valve	1
	Oil bottle	1
	Operating instructions	1



CARTRIDGE KIT



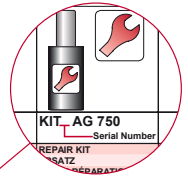
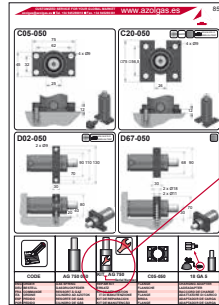
KIT C-XXXXXXX

Nº	Description	Quantity
1	Dust cover	1
2	Cartridge	1
3	Filling valve	1
	Oil bottle	1
	Operating instructions	1

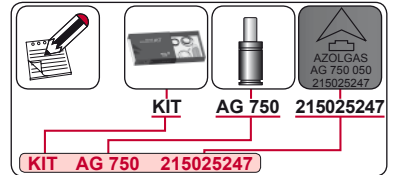


REPAIR KIT

HOW TO ORDER KIT REPAIR (OLD VERSION)

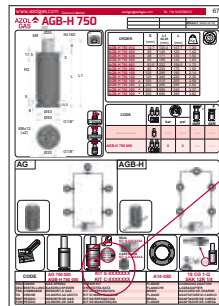


HOW TO ORDER

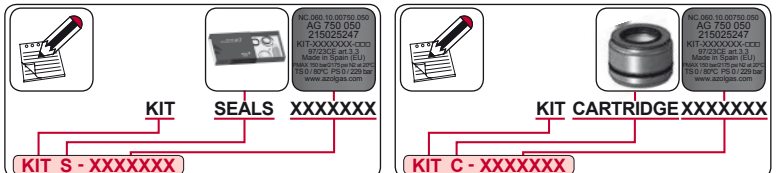


Should the gas spring be marked a serial number on the body (e.g. 215025247), the way to order the kit repair is as follows: KIT – gas spring model – serial number.

HOW TO ORDER KIT REPAIR (NEW VERSION)



HOW TO ORDER



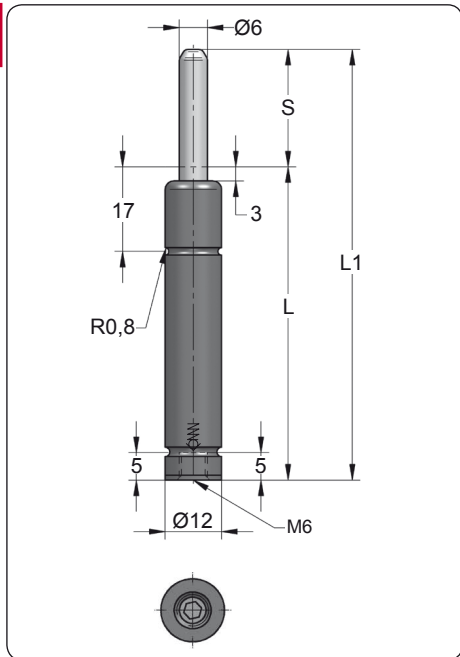
Should the gas spring be marked a serial number on the body (e.g. 215025247), but additionally it has engraved the word KIT with an associated kit repair number (e.g. KIT 1234567), the way to order the kit repair is as follows: KIT – serial number of the kit repair engraved – S (only seals) or KIT – serial number of the kit repair engraved – C (cartridge). □□□ are used to mark repairs (e.g. X□□).

NOTES

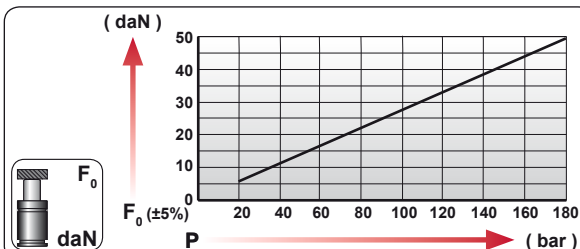


AFB V2

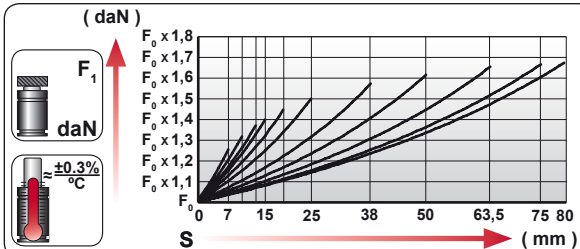
Mini



CODE	S (mm)	L1 ±0,25 (mm)	L (mm)	Kg.
AFB ... 007 V2	7	56	49	0.03
AFB ... 010 V2	10	62	52	0.03
AFB ... 012 V2	12.7	67.4	54.7	0.03
AFB ... 015 V2	15	72	57	0.04
AFB ... 019 V2	19	80	61	0.04
AFB ... 025 V2	25	92	67	0.04
AFB ... 038 V2	38	118	80	0.05
AFB ... 050 V2	50	142	92	0.06
AFB ... 063 V2	63.5	172	108.5	0.06
AFB ... 075 V2	75	195	120	0.07
AFB ... 080 V2	80	205	125	0.07



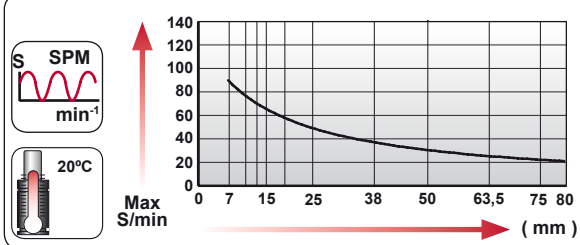
CODE	COLOR	Pressure		Force	
		bar	psi	daN	daN
AFB 13 050 V2	Green	45	650	13	20
AFB 25 050 V2	Blue	90	1305	25	40
AFB 38 050 V2	Red	135	1960	38	60
AFB 50 050 V2	Yellow	180	2610	50	80
AFB XX 050 V2	Black	20-180	290-2610	6 - 50	9 - 80



	ENG ORDER		
	DEU BESTELLUNG		
	FRA COMMANDE		
	ITA ORDINE		
	ESP PEDIDO		
POR PEDIDO			

AFB 50 50

AFB 50 050 V2

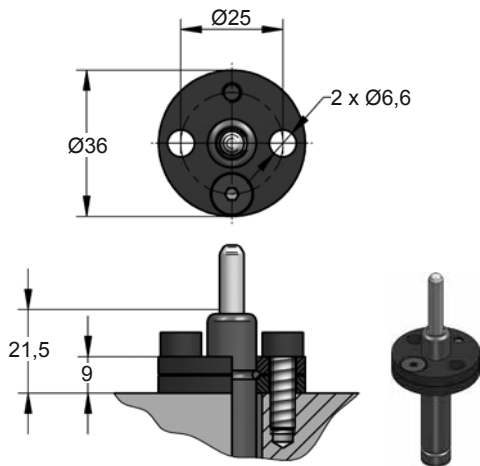


N ₂	S _{max} < 90%	V _{max} 1,6 m/s	P _{min} (20°C)	P _{max} (20°C)	T _{min}	T _{max}	

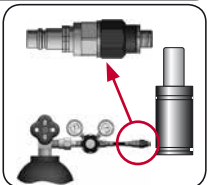
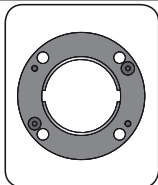




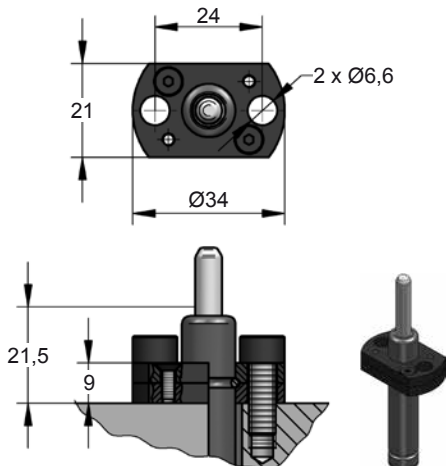
bar	psi	bar	psi	°C	°F	°C	°F	X
20	290	180	2610	0	32	80	176	

Mini

A14-012



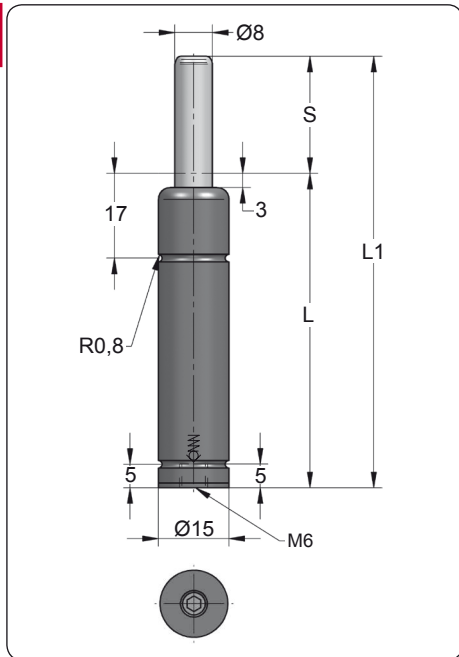
A59-012



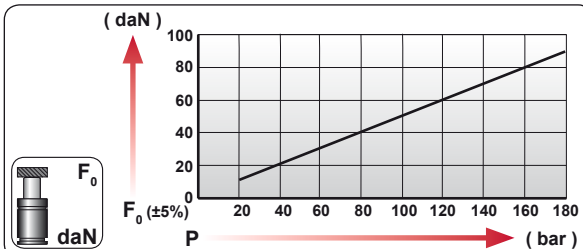
CODE	AFB 50 050 V2	X	A14-012	06 CG 2-Q
ENG ORDER	GAS SPRING	REPAIR KIT	FLANGE	CHARGING ADAPTER
DEU BESTELLUNG	GASDRUCKFEDER	ERSATZTEILSATZ	FLANSCHEN	LADEADAPTER
FRA COMMANDE	RESSORT À GAZ	KIT DE RÉPARATION	BRIDE	RACCORD DE CHARGE
ITA ORDINE	CILINDRO AD AZOTO	KIT DI MANUTENZIONE	FLANGE	ADATTATORE DI CARICO
ESP PEDIDO	RESORTE DE GAS	KIT DE REPARACION	BRIDA	ADAPTADOR DE CARGA
POR PEDIDO	CILINDRO DE GÁS	KIT DE MANUTENÇÃO	FLANGE	ADAPTADOR DE CARGA

AFH V1

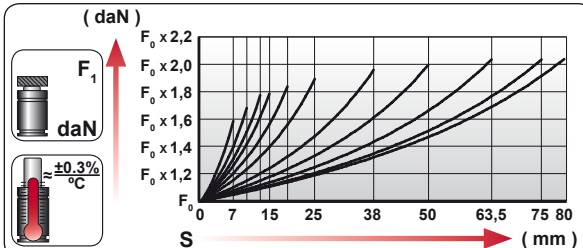
Mini



CODE	S (mm)	L1 ±0,25 (mm)	L (mm)	Kg.
AFH ... 007 V1	7	56	49	0.06
AFH ... 010 V1	10	62	52	0.06
AFH ... 012 V1	12.7	67.4	54.7	0.06
AFH ... 015 V1	15	72	57	0.06
AFH ... 019 V1	19	80	61	0.07
AFH ... 025 V1	25	92	67	0.07
AFH ... 038 V1	38	118	80	0.08
AFH ... 050 V1	50	142	92	0.09
AFH ... 063 V1	63.5	172	108.5	0.10
AFH ... 075 V1	75	195	120	0.11
AFH ... 080 V1	80	205	125	0.12



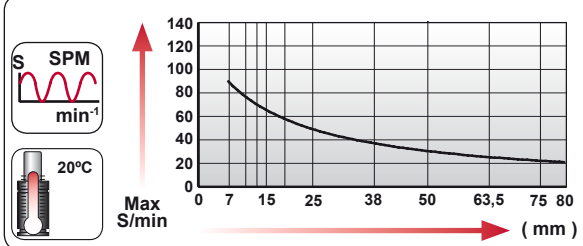
CODE	COLOR	Pressure		Force	
		bar	psi	daN	daN
AFH 18 050 V1	Green	35	510	18	35
AFH 35 050 V1	Blue	70	1015	35	70
AFH 50 050 V1	Red	100	1450	50	100
AFH 70 050 V1	Yellow	140	2030	70	140
AFH XX 050 V1	Black	20-180	290-2610	10 - 90	20 - 180



	ENG ORDER		F ₀ daN		S mm
	DEU BESTELLUNG				
	FRA COMMANDE				
	ITA ORDINE				
	ESP PEDIDO				
POR PEDIDO					

AFH 90 50

AFH 90 050 V1

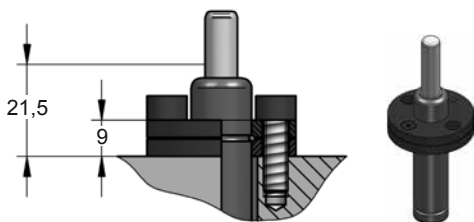
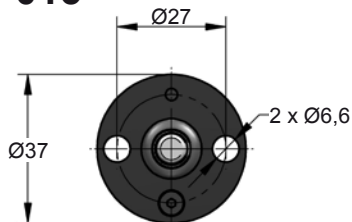


N ₂	S _{max} < 90%	V _{max} 1,6 m/s	P _{min} (20°C)	P _{max} (20°C)	T _{min}	T _{max}	

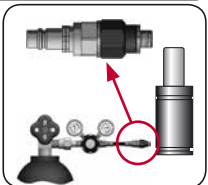
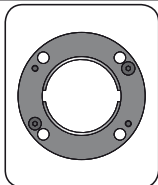



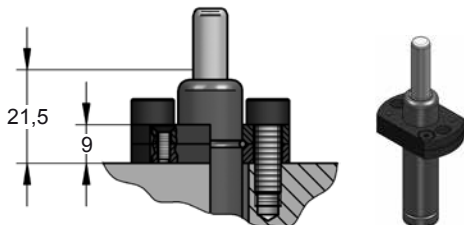
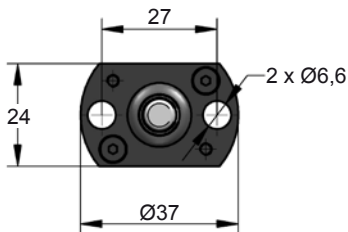
bar	psi	bar	psi	°C	°F	°C	°F	X
20	290	180	2610	0	32	80	176	

Mini

A14-015



A49-015

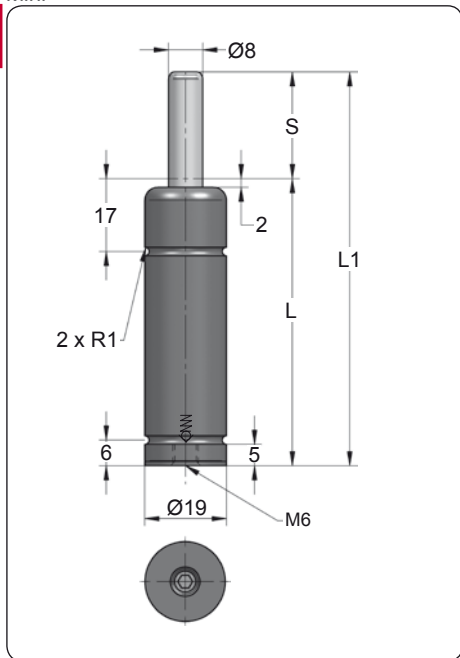


CODE	AFH 90 050 V1	X	A14-015	06 CG 2-Q
ENG ORDER	GAS SPRING	REPAIR KIT	FLANGE	CHARGING ADAPTER
DEU BESTELLUNG	GASDRUCKFEDER	ERSATZTEILSATZ	FLANSCHEN	LADEADAPTER
FRA COMMANDE	RESSORT À GAZ	KIT DE RÉPARATION	BRIDE	RACCORD DE CHARGE
ITA ORDINE	CILINDRO AD AZOTO	KIT DI MANUTENZIONE	FLANGE	ADATTATORE DI CARICO
ESP PEDIDO	RESORTE DE GAS	KIT DE REPARACION	BRIDA	ADAPTADOR DE CARGA
POR PEDIDO	CILINDRO DE GÁS	KIT DE MANUTENÇÃO	FLANGE	ADAPTADOR DE CARGA

AFJ V1

Mini

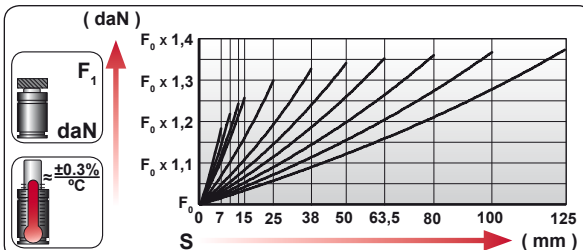
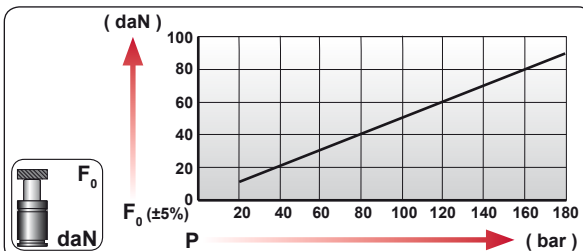
BMW B2 4006	FORD W-DX35-8036	
MB B8 3180 220 000 002		



CODE	S (mm)	L1 ±0,25 (mm)	L (mm)	Kg.
AFJ ... 007 V1	7	56	49	0.07
AFJ ... 010 V1	10	62	52	0.07
AFJ ... 012 V1	12.7	67.4	54.7	0.08
AFJ ... 015 V1	15	72	57	0.08
AFJ ... 025 V1	25	92	67	0.10
AFJ ... 038 V1	38	118	80	0.11
AFJ ... 050 V1	50	142	92	0.12
AFJ ... 063 V1	63.5	172	109	0.14
AFJ ... 080 V1	80	205	125	0.16
AFJ ... 100 V1	100	245	145	0.18
AFJ ... 125 V1	125	295	170	0.21



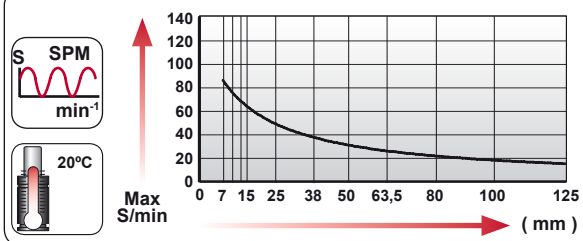
CODE	COLOR	Pressure		F ₀		F ₁	
		bar	psi	daN	daN	daN	daN
AFJ 30 050 V1	Green	60	870	30	40		
AFJ 50 050 V1	Blue	100	1450	50	70		
AFJ 70 050 V1	Red	140	2030	70	95		
AFJ 90 050 V1	Yellow	180	2610	90	120		
AFJ XX 050 V1	Black	20-180	290-2610	10 - 90	13 - 120		



	ENG ORDER		
	DEU BESTELLUNG		
	FRA COMMANDE		
	ITA ORDINE		
	ESP PEDIDO		
POR PEDIDO			

AFJ 90 50

AFJ 90 050 V1

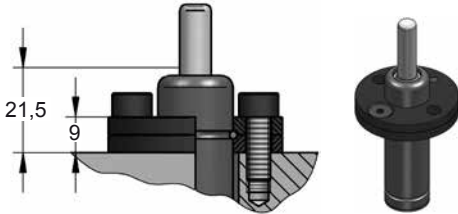
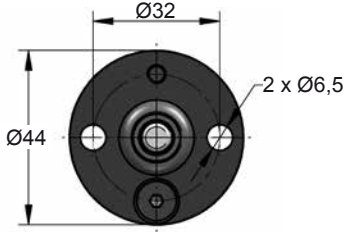


N ₂	S _{max} < 90%	V _{max} 1,6 m/s	P _{min} (20°C)	P _{max} (20°C)	T _{min}	T _{max}	

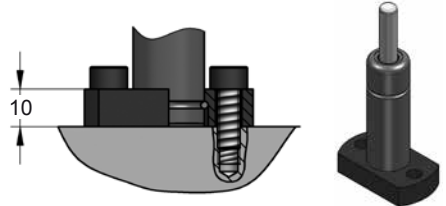
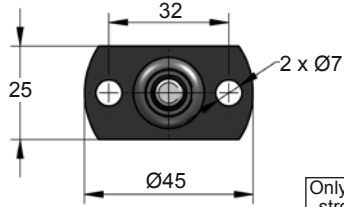
bar	psi	bar	psi	°C	°F	°C	°F	X
20	290	180	2610	0	32	80	176	

Mini

A14-019

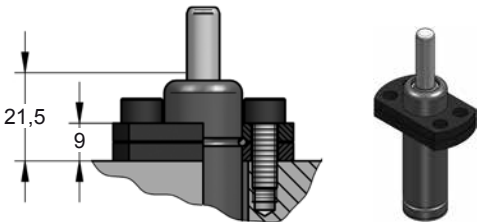
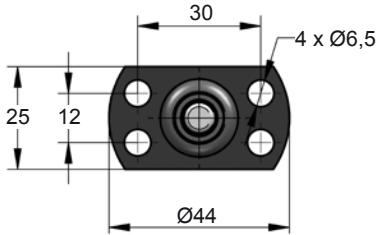


A19-019

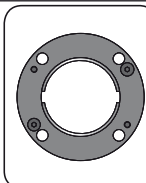
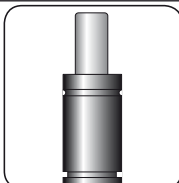
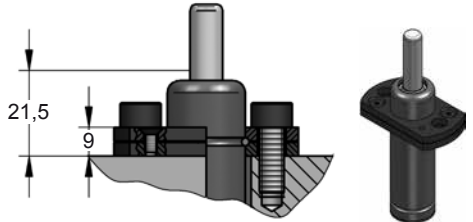
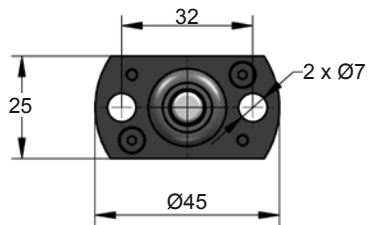


Only to be used for strokes 7-25 mm

A44-019



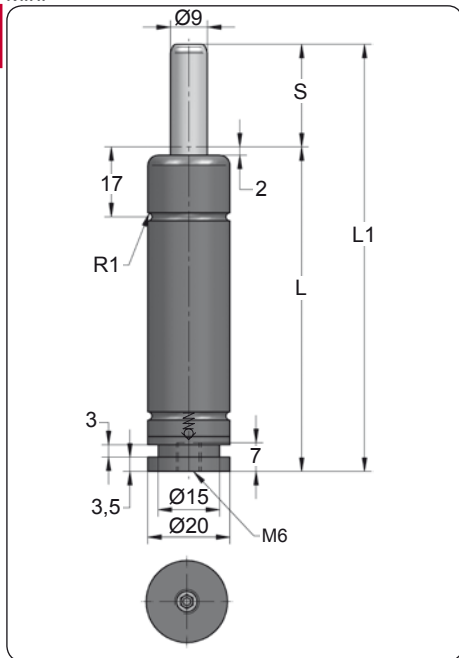
A59-019



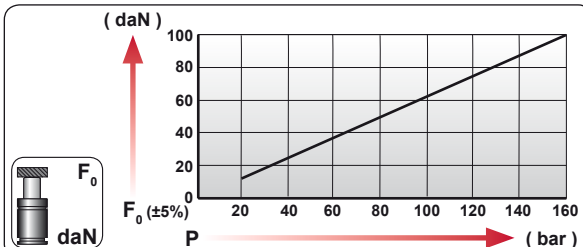
CODE	AFJ 90 050 V1	X	A14-019	06 CG 2-Q
ENG ORDER	GAS SPRING	REPAIR KIT	FLANGE	CHARGING ADAPTER
DEU BESTELLUNG	GASDRUCKFEDER	ERSATZTEILSATZ	FLANSCHEN	LADEADAPTER
FRA COMMANDE	RESSORT À GAZ	KIT DE RÉPARATION	BRIDE	RACCORD DE CHARGE
ITA ORDINE	CILINDRO AD AZOTO	KIT DI MANUTENZIONE	FLANGE	ADATTATORE DI CARICO
ESP PEDIDO	RESORTE DE GAS	KIT DE REPARACION	BRIDA	ADAPTADOR DE CARGA
POR PEDIDO	CILINDRO DE GAS	KIT DE MANUTENÇÃO	FLANGE	ADAPTADOR DE CARGA

AFK V1

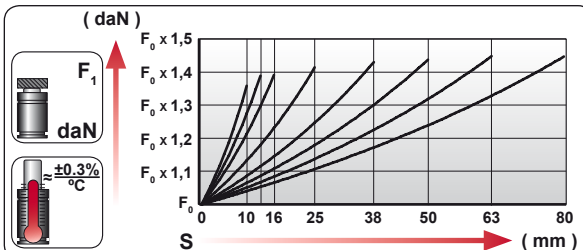
Mini



CODE	S (mm)	L1 ±0,25 (mm)	L (mm)	Kg.
AFK ... 010 V1	10	74	64	0.09
AFK ... 012 V1	12.7	79.4	66.7	0.10
AFK ... 016 V1	16	86	70	0.13
AFK ... 025 V1	25	104	79	0.15
AFK ... 038 V1	38	130	92	0.16
AFK ... 050 V1	50	154	104	0.18
AFK ... 063 V1	63	180	117	0.19
AFK ... 080 V1	80	214	134	0.23



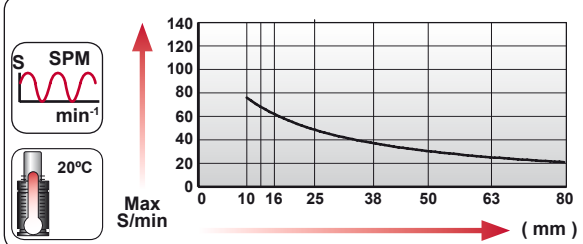
CODE	COLOR	Pressure		Force	
		bar	psi	daN	daN
AFK 25 050 V1	Green	40	580	25	35
AFK 50 050 V1	Blue	80	1160	50	70
AFK 75 050 V1	Red	120	1740	75	105
AFK 100 050 V1	Yellow	160	2320	100	140
AFK XXX 050 V1	Black	20-160	290-2320	13 - 100	18 - 140



ENG ORDER
DEU BESTELLUNG
FRA COMMANDE
ITA ORDINE
ESP PEDIDO
POR PEDIDO

F₀ daN
S mm

AFK 100 50
AFK 100 050 V1



N₂

S_{max} < 90%

V_{max} 1,6 m/s

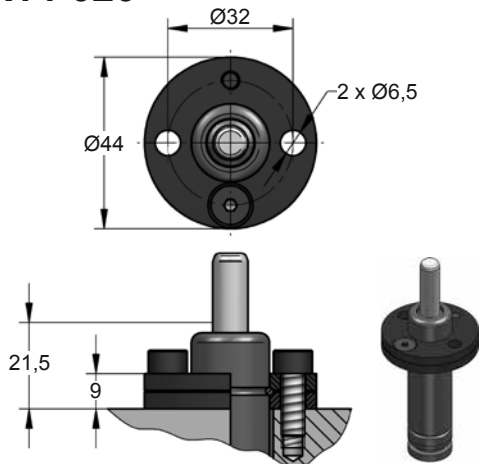
Pmin (20°C)
Pmax (20°C)

Tmin
Tmax

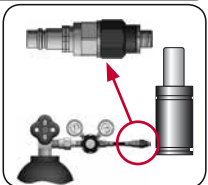
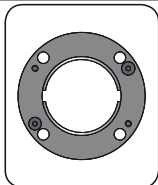




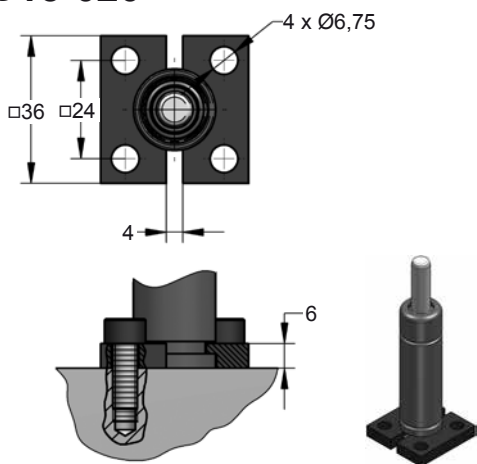
			bar psi	bar psi	°C °F	°C °F	X
			20 290	160 2320	0 32	80 176	

Mini

A14-020



C15-020

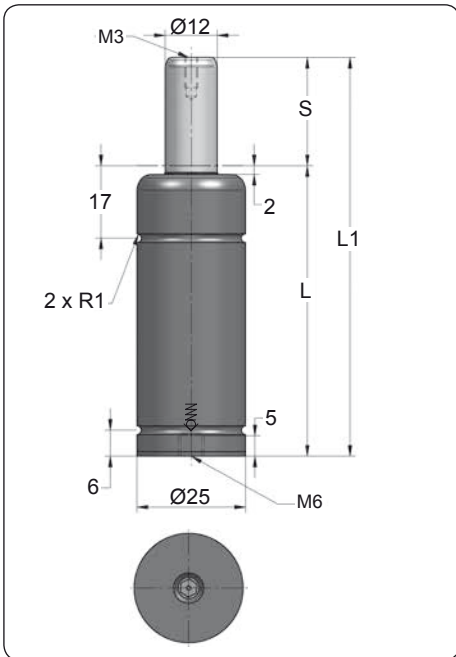


CODE	AFK 100 050 V1	X	A14-020	06 CG 2-Q
ENG ORDER	GAS SPRING	REPAIR KIT	FLANGE	CHARGING ADAPTER
DEU BESTELLUNG	GASDRUCKFEDER	ERSATZTEILSATZ	FLANSCHEN	LADEADAPTER
FRA COMMANDE	RESSORT À GAZ	KIT DE RÉPARATION	BRIDE	RACCORD DE CHARGE
ITA ORDINE	CILINDRO AD AZOTO	KIT DI MANUTENZIONE	FLANGE	ADATTATORE DI CARICO
ESP PEDIDO	RESORTE DE GAS	KIT DE REPARACION	BRIDA	ADAPTADOR DE CARGA
POR PEDIDO	CILINDRO DE GÁS	KIT DE MANUTENÇÃO	FLANGE	ADAPTADOR DE CARGA

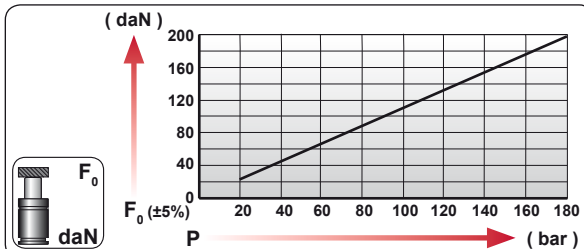
AFD V1

Mini

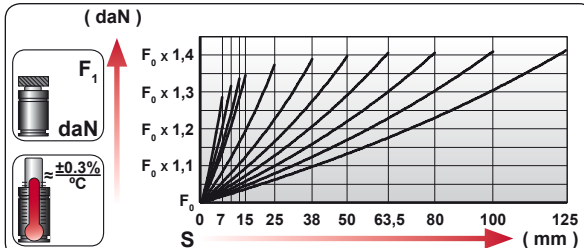




CODE	S (mm)	L1 ±0,25 (mm)	L (mm)	Kg.
AFD ... 007 V1	7	56	49	0.14
AFD ... 010 V1	10	62	52	0.14
AFD ... 012 V1	12.7	67.4	54.7	0.15
AFD ... 015 V1	15	72	57	0.16
AFD ... 025 V1	25	92	67	0.18
AFD ... 038 V1	38	118	80	0.21
AFD ... 050 V1	50	142	92	0.24
AFD ... 063 V1	63.5	172	108.5	0.28
AFD ... 080 V1	80	205	125	0.32
AFD ... 100 V1	100	245	145	0.36
AFD ... 125 V1	125	295	170	0.39



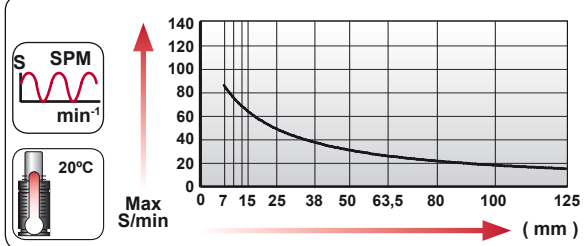
CODE	COLOR	Pressure		Force	
		bar	psi	daN	daN
AFD 50 050 V1	Green	45	650	50	70
AFD 100 050 V1	Blue	90	1305	100	140
AFD 150 050 V1	Red	135	1960	150	210
AFD 200 050 V1	Yellow	180	2610	200	280
AFD XXX 050 V1	Black	20-180	290-2610	23 - 200	32 - 280



ENG ORDER
DEU BESTELLUNG
FRA COMMANDE
ITA ORDINE
ESP PEDIDO
POR PEDIDO

F_0 daN
 S mm

AFD 200 50
AFD 200 050 V1

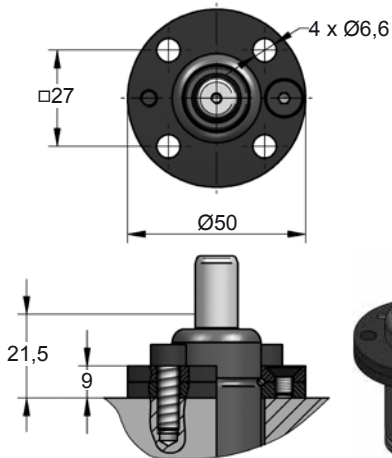


	$S_{max} < 100\%$	v	Pmin (20°C)	Pmax (20°C)	Tmin	Tmax	
--	-------------------	-----	-------------	-------------	------	------	--

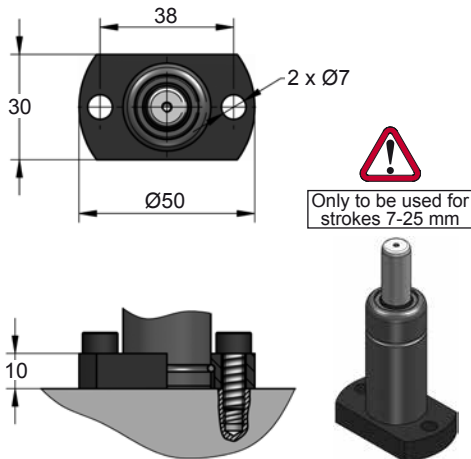
N ₂	S _{max} < 90%	V _{max} 1,6 m/s	bar psi	bar psi	°C °F	°C °F	°C °F	
			20 290	180 2610	0 32	80 176		

Mini

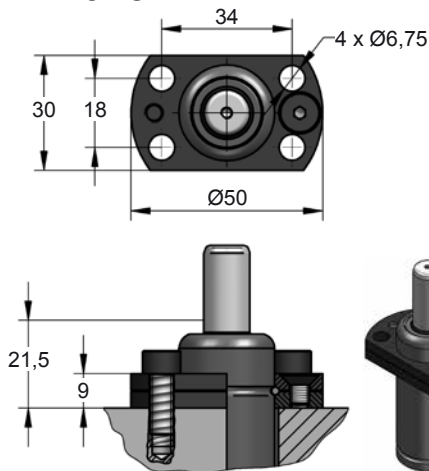
A14-025



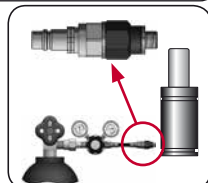
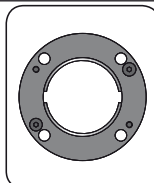
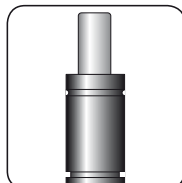
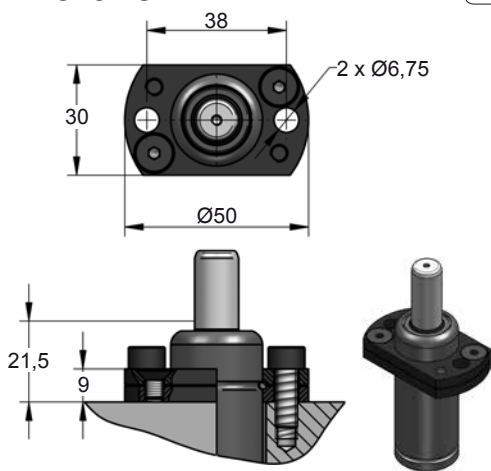
A19-025



A44-025



A49-025

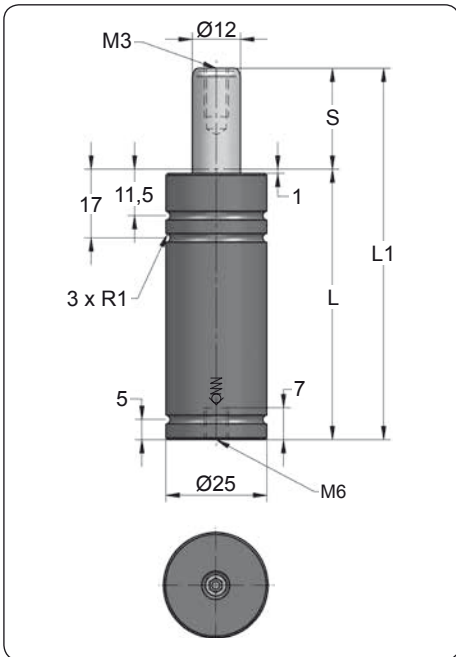


CODE	AFD 200 050 V1	X	A14-025	06 CG 2-Q
ENG ORDER	GAS SPRING	REPAIR KIT	FLANGE	CHARGING ADAPTER
DEU BESTELLUNG	GASDRUCKFEDER	ERSATZTEILSATZ	FLANSCHEN	LADEADAPTER
FRA COMMANDE	RESSORT À GAZ	KIT DE RÉPARATION	BRIDE	RACCORD DE CHARGE
ITA ORDINE	CILINDRO AD AZOTO	KIT DI MANUTENZIONE	FLANGE	ADATTATORE DI CARICO
ESP PEDIDO	RESORTE DE GAS	KIT DE REPARACION	BRIDA	ADAPTADOR DE CARGA
POR PEDIDO	CILINDRO DE GAS	KIT DE MANUTENÇÃO	FLANGE	ADAPTADOR DE CARGA

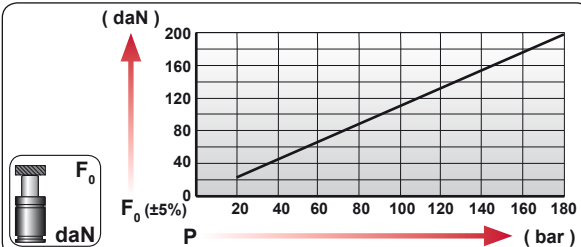
AFC

Mini

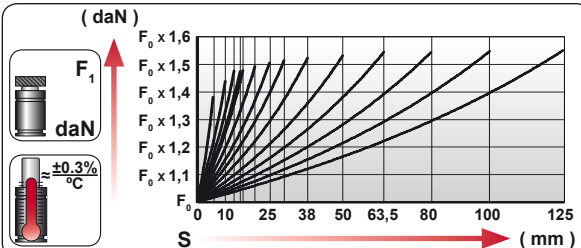
BMW	B2 4006	PSA	E24.54.815.G
MB	B8 3180 220 000 002		
VW	39D 878		



ORDER	S (mm)	L1 ±0,25 (mm)	L (mm)	Kg.
AFC --- 007	7	56	49	0.14
AFC --- 010	10	62	52	0.15
AFC --- 012	12.7	67.4	54.7	0.16
AFC --- 015	15	72	57	0.17
AFC --- 016	16	74	58	0.17
AFC --- 020	20	82	62	0.18
AFC --- 025	25	92	67	0.18
AFC --- 030	30	102	72	0.21
AFC --- 038	38	118	80	0.21
AFC --- 050	50	142	92	0.24
AFC --- 063	63.5	172	108.5	0.27
AFC --- 080	80	205	125	0.31
AFC --- 100	100	245	145	0.35
AFC --- 125	125	295	170	0.41

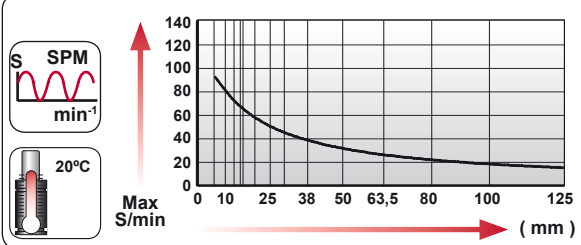


CODE	COLOR	Pressure		Force	
		bar	psi	daN	daN
AFC 50 050	Green	45	650	50	75
AFC 100 050	Blue	90	1305	100	155
AFC 150 050	Red	135	1960	150	230
AFC 200 050	Yellow	180	2610	200	305
AFC XXX 050	Black	20-180	290-2610	23 - 200	35 - 305



	ENG ORDER		
	DEU BESTELLUNG		
	FRA COMMANDE		
	ITA ORDINE		
	ESP PEDIDO		
POR PEDIDO			

AFC 200 050

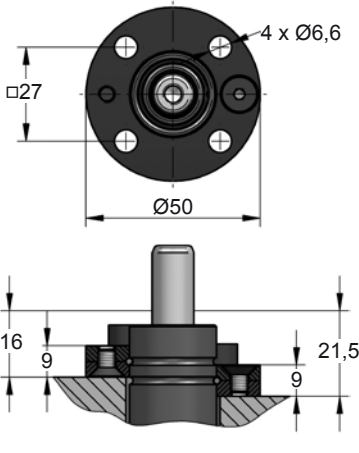


N ₂	Smax < 90%	Vmax 1,6 m/s	Pmin (20°C) Pmax (20°C)	Tmin Tmax	

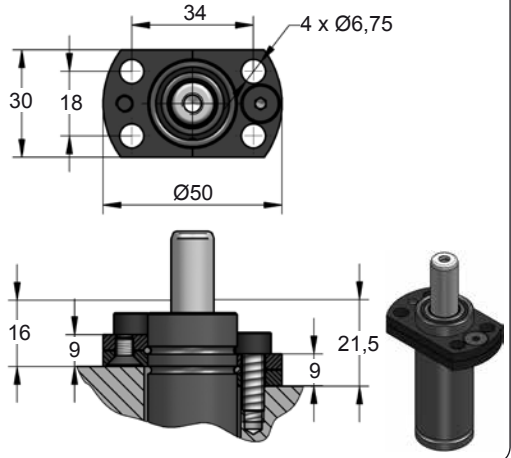
bar	psi	bar	psi	°C	°F	°C	°F	X
20	290	180	2610	0	32	80	176	



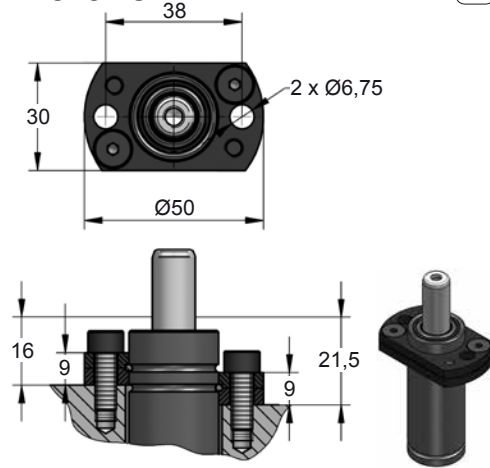
A14-025



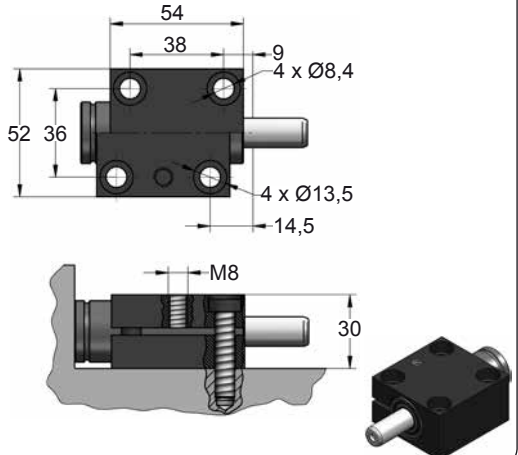
A44-025



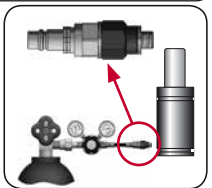
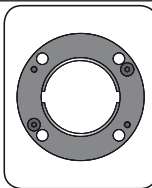
A49-025



D02-025



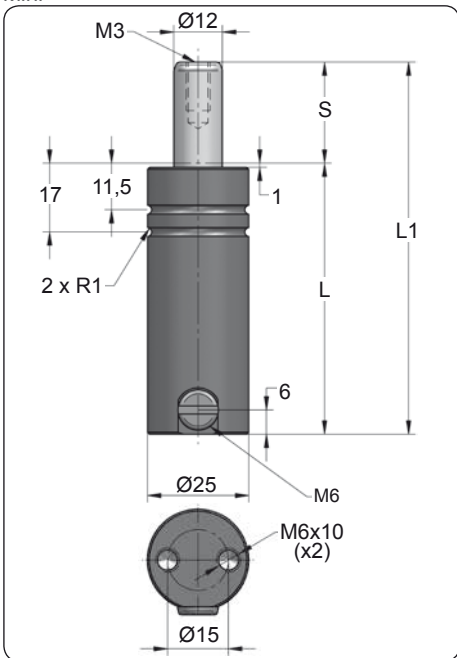
SEAL KIT S-XXXXXXX
CARTRIDGE KIT C-XXXXXXX



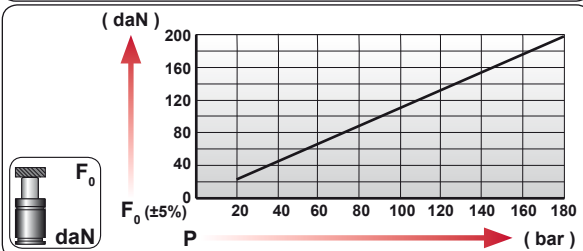
CODE	AFC 200 050	KIT S-XXXXXXX KIT C-XXXXXXX	A14-025	06 CG 2-Q
ENG ORDER	GAS SPRING	REPAIR KIT	FLANGE	CHARGING ADAPTER
DEU BESTELLUNG	GASDRUCKFEDER	ERSATZTEILSATZ	FLANSCHEN	LADEADAPTER
FRA COMMANDE	RESSORT À GAZ	KIT DE RÉPARATION	BRIDE	RACCORD DE CHARGE
ITA ORDINE	CILINDRO AD AZOTO	KIT DI MANUTENZIONE	FLANGE	ADATTATORE DI CARICO
ESP PEDIDO	RESORTE DE GAS	KIT DE REPARACION	BRIDA	ADAPTADOR DE CARGA
POR PEDIDO	CILINDRO DE GAS	KIT DE MANUTENÇÃO	FLANGE	ADAPTADOR DE CARGA

AFC-H 200

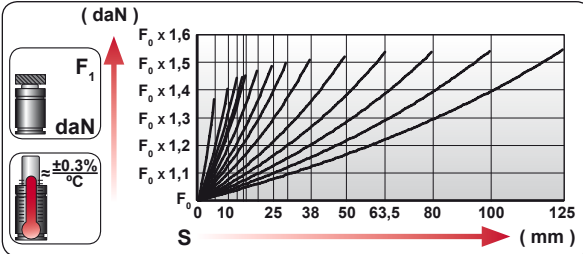
Mini



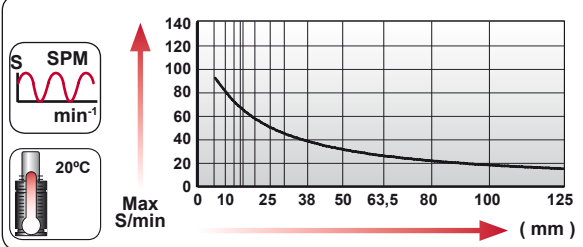
ORDER	S (mm)	L1 ±0,25 (mm)	L (mm)	Kg.
AFC-H 200 007	7	56	49	0.15
AFC-H 200 010	10	62	52	0.16
AFC-H 200 012	12.7	67.4	54.7	0.16
AFC-H 200 015	15	72	57	0.17
AFC-H 200 016	16	74	58	0.17
AFC-H 200 020	20	82	62	0.18
AFC-H 200 025	25	92	67	0.19
AFC-H 200 030	30	102	72	0.20
AFC-H 200 038	38	118	80	0.22
AFC-H 200 050	50	142	92	0.25
AFC-H 200 063	63.5	172	108.5	0.28
AFC-H 200 080	80	205	125	0.32
AFC-H 200 100	100	245	145	0.36
AFC-H 200 125	125	295	170	0.42



CODE				
		bar psi	daN	daN
-----		--- ---	---	---
AFC-H 200 050		0 0	---	---



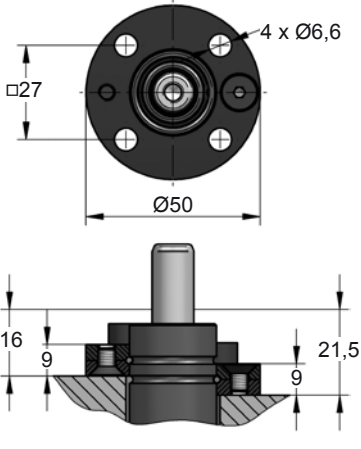
	ENG ORDER DEU BESTELLUNG FRA COMMANDE ITA ORDINE ESP PEDIDO POR PEDIDO		
		daN	mm
		AFC-H 200	50
		AFC-H 200 050	



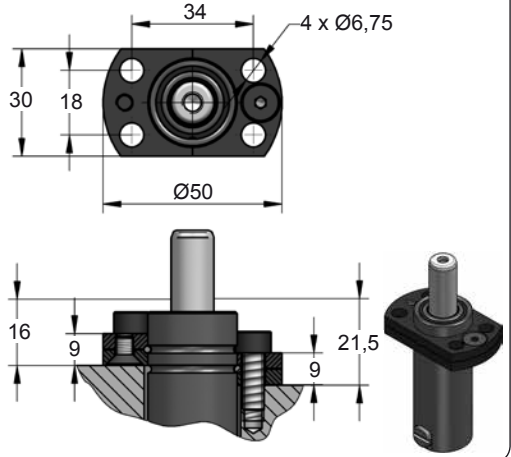
N ₂	S _{max} < 90%	V _{max} 1,6 m/s	P _{min} (20°C)	P _{max} (20°C)	T _{min}	T _{max}	600 CP-

bar psi	bar psi	°C °F	°C °F
20 290	180 2610	0 32	80 176

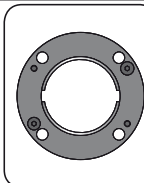
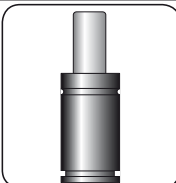
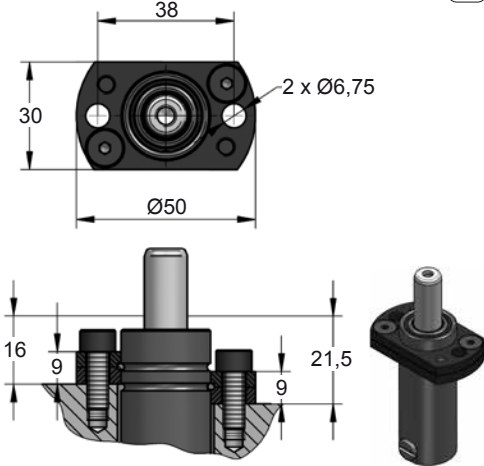
A14-025



A44-025



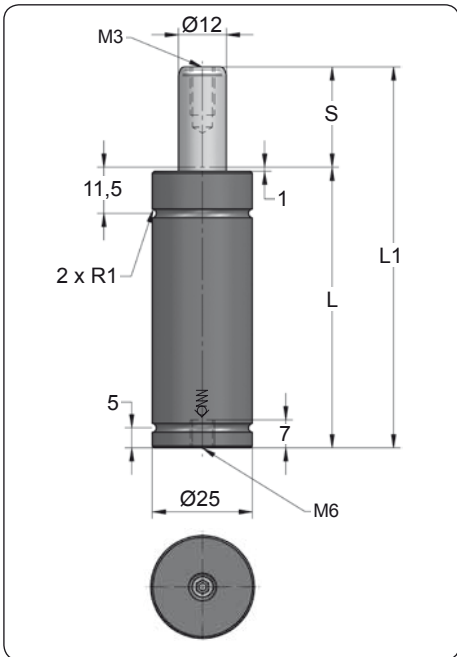
A49-025



CODE	AFC-H 200 050	KIT S-XXXXXXX KIT C-XXXXXXX	A14-025	X
ENG ORDER	GAS SPRING	REPAIR KIT	FLANGE	CHARGING ADAPTER
DEU BESTELLUNG	GASDRUCKFEDER	ERSATZTEILSATZ	FLANSCHEN	LADEADAPTER
FRA COMMANDE	RESSORT À GAZ	KIT DE RÉPARATION	BRIDE	RACCORD DE CHARGE
ITA ORDINE	CILINDRO AD AZOTO	KIT DI MANUTENZIONE	FLANGE	ADATTATORE DI CARICO
ESP PEDIDO	RESORTE DE GAS	KIT DE REPARACION	BRIDA	ADAPTADOR DE CARGA
POR PEDIDO	CILINDRO DE GÁS	KIT DE MANUTENÇÃO	FLANGE	ADAPTADOR DE CARGA

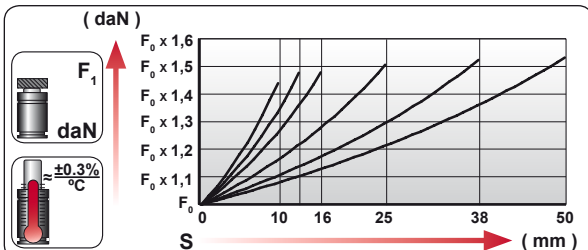
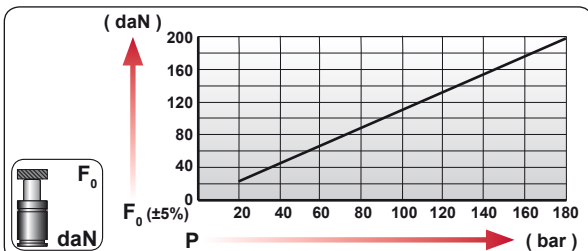
AFNA

Mini



CODE	S (mm)	L1 ±0,25 (mm)	L (mm)	Kg.
AFNA ... 010	10	65	55	0.15
AFNA ... 012	12.7	70.4	57.7	0.16
AFNA ... 016	16	77	61	0.17
AFNA ... 025	25	95	70	0.18
AFNA ... 038	38	121	83	0.21
AFNA ... 050	50	145	95	0.24

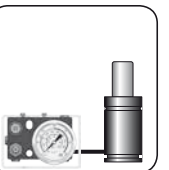
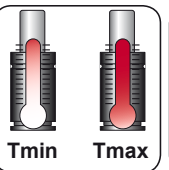

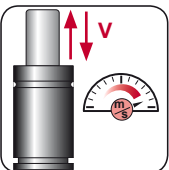
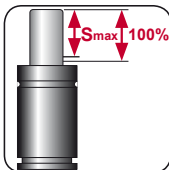
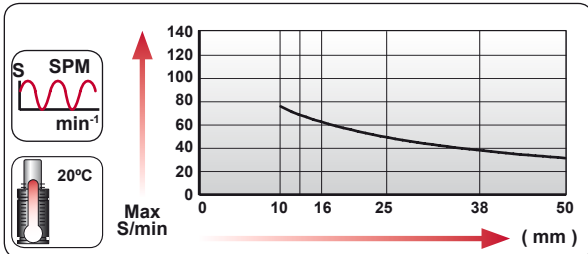
CODE	COLOR	Pressure Unit		F ₀		F ₁	
		bar	psi	daN	daN	daN	daN
AFNA 50 050	Green	45	650	50	75		
AFNA 100 050	Blue	90	1305	100	155		
AFNA 150 050	Red	135	1960	150	230		
AFNA 200 050	Yellow	180	2610	200	305		
AFNA XXX 050	Black	20-180	290-2610	23 - 200	35 - 305		



	ENG ORDER		F ₀ daN		S mm
	DEU BESTELLUNG				
	FRA COMMANDE				
	ITA ORDINE				
	ESP PEDIDO				
POR PEDIDO					

AFNA 200 50

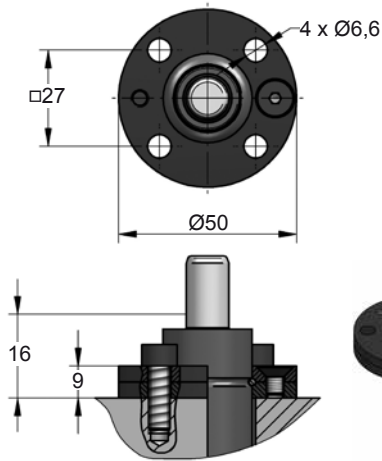
AFNA 200 050



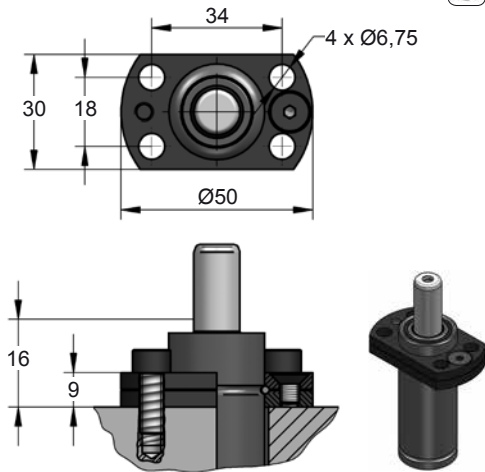
N ₂	Smax < 90%	Vmax 1,6 m/s	bar psi	bar psi	°C °F	°C °F	°C °F	°C °F	
			20 290	180 2610	0 32	80 176			



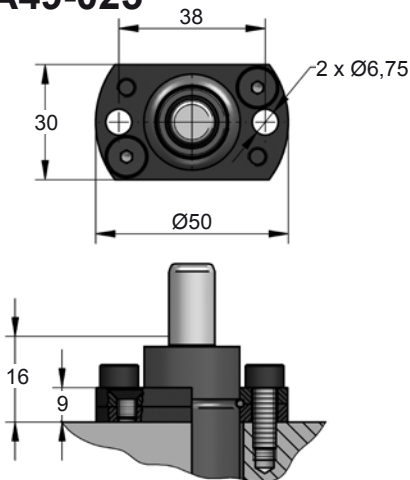
A14-025



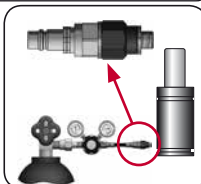
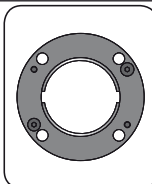
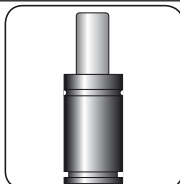
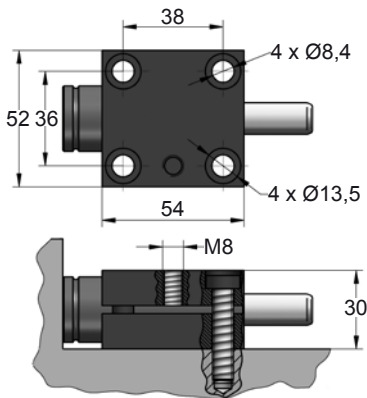
A44-025



A49-025



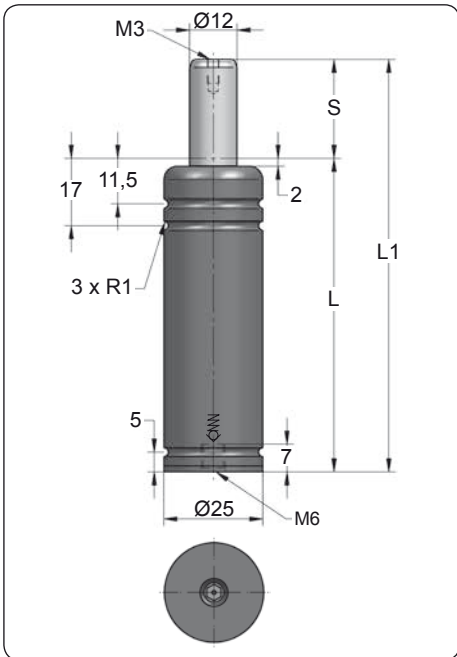
D02-025



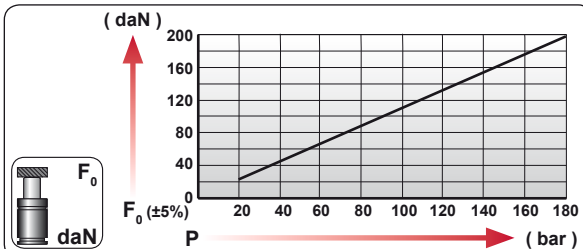
CODE	AFNA 200 050	KIT S-XXXXXXX KIT C-XXXXXXX	A14-025	06 CG 2-Q
ENG ORDER	GAS SPRING	REPAIR KIT	FLANGE	CHARGING ADAPTER
DEU BESTELLUNG	GASDRUCKFEDER	ERSATZTEILSATZ	FLANSCH	LADEADAPTER
FRA COMMANDE	RESSORT À GAZ	KIT DE RÉPARATION	BRIDE	RACCORD DE CHARGE
ITA ORDINE	CILINDRO AD AZOTO	KIT DI MANUTENZIONE	FLANGE	ADATTATORE DI CARICO
ESP PEDIDO	RESORTE DE GAS	KIT DE REPARACION	BRIDA	ADAPTADOR DE CARGA
POR PEDIDO	CILINDRO DE GAS	KIT DE MANUTENÇÃO	FLANGE	ADAPTADOR DE CARGA

AF V1

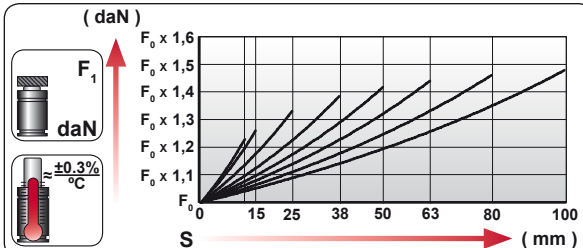
Mini



CODE	S (mm)	L1 ±0,25 (mm)	L (mm)	Kg.
AF ... 012 V1	12	78	66	0.17
AF ... 015 V1	15	84	69	0.18
AF ... 025 V1	25	104	79	0.21
AF ... 038 V1	38	130	92	0.23
AF ... 050 V1	50	154	104	0.27
AF ... 063 V1	63	180	117	0.29
AF ... 080 V1	80	214	134	0.30
AF ... 100 V1	100	254	154	0.38

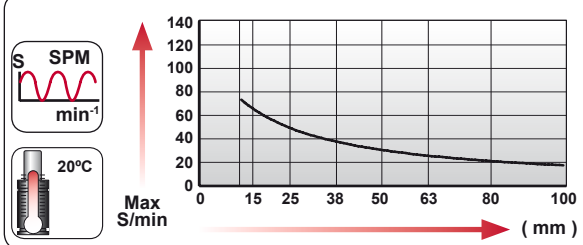


CODE	COLOR	Pressure Range		Force Range	
		bar	psi	daN	daN
AF 50 050 V1	Green	45	650	50	70
AF 100 050 V1	Blue	90	1305	100	135
AF 150 050 V1	Red	135	1960	150	205
AF 200 050 V1	Yellow	180	2610	200	270
AF XXX 050 V1	Black	20-180	290-2610	23 - 200	30 - 270



	ENG ORDER		
	DEU BESTELLUNG		
	FRA COMMANDE		
	ITA ORDINE		
	ESP PEDIDO		
POR PEDIDO			

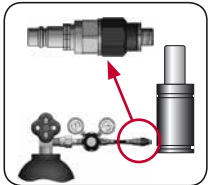
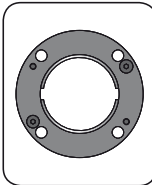
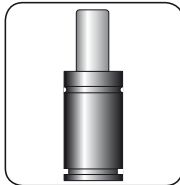


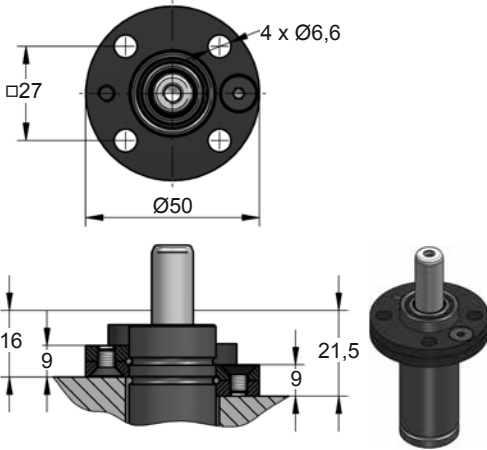
AF 200 050 V1



--	--	--	--	--	--	--	--

N ₂	S _{max} < 90%	V _{max} 1,6 m/s	bar psi	bar psi	°C °F	°C °F	°C °F	
			20 290	180 2610	0 32	80 176		

A14-025

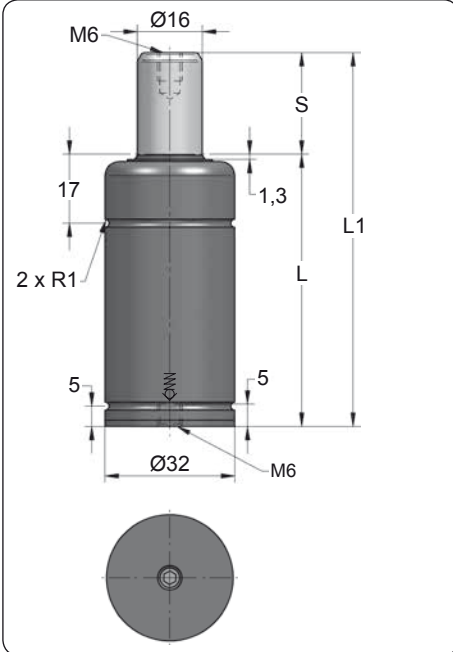


CODE	AF 200 050 V1	X	A14-025	06 CG 2-Q
ENG ORDER	GAS SPRING	REPAIR KIT	FLANGE	CHARGING ADAPTER
DEU BESTELLUNG	GASDRUCKFEDER	ERSATZTEILSATZ	FLANSCHEN	LADEADAPTER
FRA COMMANDE	RESSORT À GAZ	KIT DE RÉPARATION	BRIDE	RACCORD DE CHARGE
ITA ORDINE	CILINDRO AD AZOTO	KIT DI MANUTENZIONE	FLANGE	ADATTATORE DI CARICO
ESP PEDIDO	RESORTE DE GAS	KIT DE REPARACION	BRIDA	ADAPTADOR DE CARGA
POR PEDIDO	CILINDRO DE GÁS	KIT DE MANUTENÇÃO	FLANGE	ADAPTADOR DE CARGA

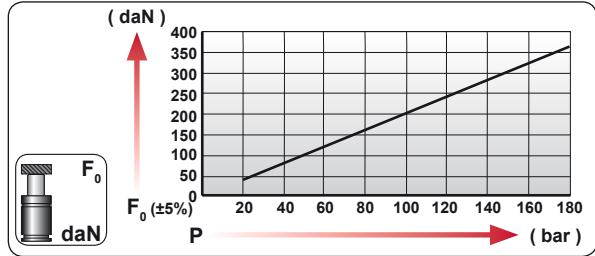
AFT V1

Mini

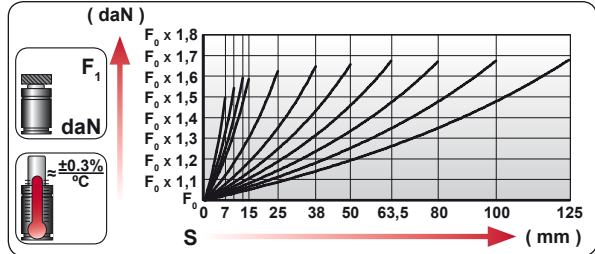
	FORD W-DX35-8040	



CODE	S (mm)	L1 ±0,25 (mm)	L (mm)	Kg.
AFT ... 007 V1	7	56	49	0.25
AFT ... 010 V1	10	62	52	0.26
AFT ... 012 V1	12.7	67.4	54.7	0.27
AFT ... 015 V1	15	72	57	0.28
AFT ... 025 V1	25	92	67	0.32
AFT ... 038 V1	38	118	80	0.37
AFT ... 050 V1	50	142	92	0.42
AFT ... 063 V1	63.5	172	108.5	0.48
AFT ... 080 V1	80	205	125	0.55
AFT ... 100 V1	100	245	145	0.63
AFT ... 125 V1	125	295	170	0.73



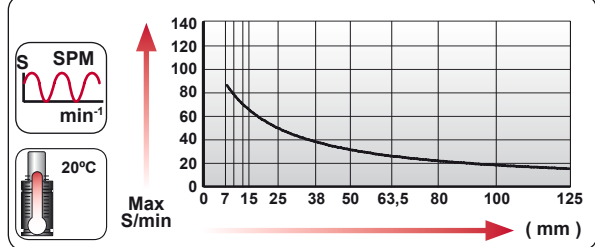
CODE	COLOR	Pressure		Force	
		bar	psi	daN	daN
AFT 80 050 V1	Green	40	580	80	135
AFT 160 050 V1	Blue	80	1160	160	265
AFT 240 050 V1	Red	120	1740	240	400
AFT 310 050 V1	Yellow	155	2450	310	515
AFT XXX 050 V1	Black	20-180	290-2610	40 - 360	65 - 600



	ENG ORDER		F ₀ daN		S mm
	DEU BESTELLUNG				
	FRA COMMANDE				
	ITA ORDINE				
	ESP PEDIDO				
POR PEDIDO					

AFT 310 50

AFT 310 050 V1

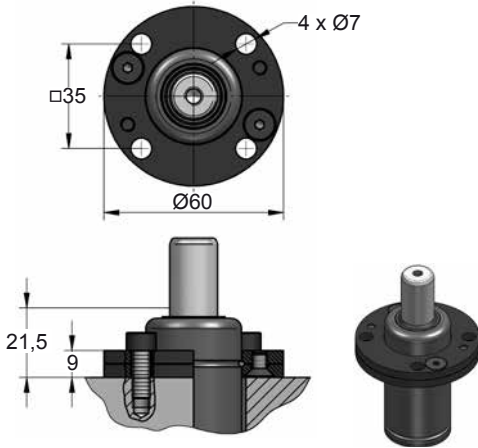


N ₂	S _{max} < 90%	V _{max} 1,6 m/s	P _{min} (20°C)	P _{max} (20°C)	T _{min}	T _{max}	

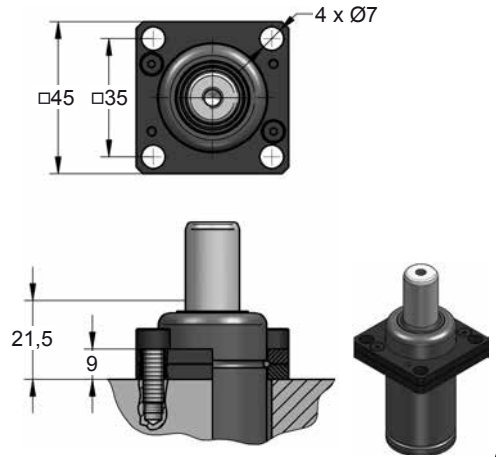
bar	psi	bar	psi	°C	°F	°C	°F	X
20	290	180	2610	0	32	80	176	

Mini

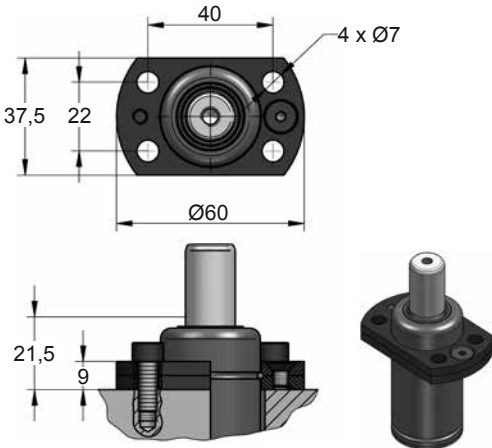
A14-032



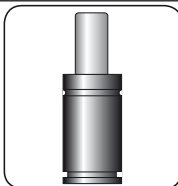
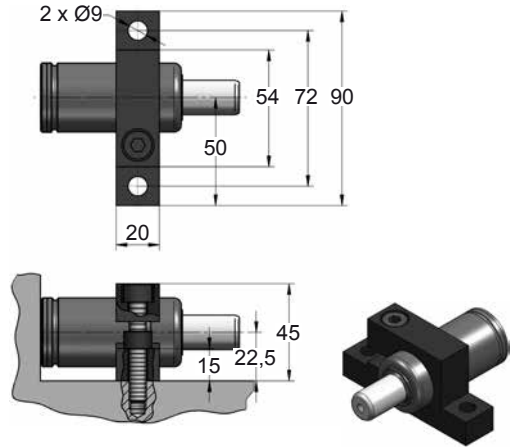
A34-032



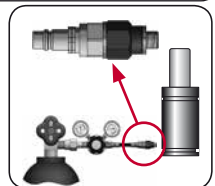
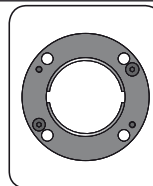
A44-032



D02-032



SEAL KIT S-XXXXXXX
CARTRIDGE KIT C-XXXXXXX



CODE	AFT 310 050 V1	X	A14-032	06 CG 2-Q
ENG ORDER	GAS SPRING	REPAIR KIT	FLANGE	CHARGING ADAPTER
DEU BESTELLUNG	GASDRUCKFEDER	ERSATZTEILSATZ	FLANSCH	LADEADAPTER
FRA COMMANDE	RESSORT À GAZ	KIT DE RÉPARATION	BRIDE	RACCORD DE CHARGE
ITA ORDINE	CILINDRO AD AZOTO	KIT DI MANUTENZIONE	FLANGE	ADATTATORE DI CARICO
ESP PEDIDO	RESORTE DE GAS	KIT DE REPARACION	BRIDA	ADAPTADOR DE CARGA
POR PEDIDO	CILINDRO DE GAS	KIT DE MANUTENÇÃO	FLANGE	ADAPTADOR DE CARGA



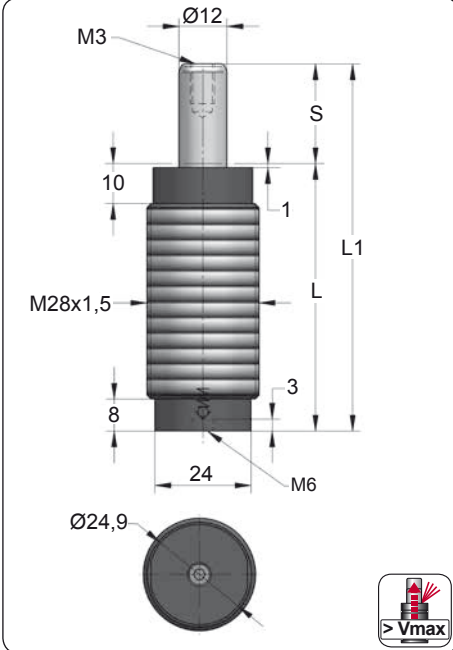
AS THREADED

MODEL	F ₀	Ø	S	L1	Pmax	Charge Port		
AS 200	200	M28x1.5	10 - 125	62 - 292	180	M6	✗	✓
AS 300	300	M38x1.5	12.7 - 100	75.4 - 250	150	M6	✗	✓
AS 500 V1	500	M38x1.5	10 - 125	50 - 280	150	M6	✗	✓
AS 600 V1	600	M38x1.5	15 - 100	85 - 260	150	M8	✗	✓
AS 700 V1	700	M45x1.5	10 - 125	52 - 282	150	M6	✗	✓
AS 1000	1000	M50x1.5	10 - 125	58 - 288	160	M6	✗	✓
ASP 250	250	M36x1	15 - 100	84 - 254	150	M6	✗	✓
ASP 300	300	M38x1.5	12.7 - 100	75.4 - 250	150	M6	✗	✓
ASP 500 V1	500	M45x1	15 - 100	84 - 254	150	M6	✗	✓
AST 200 V1	200	Ø25	7 - 63	46 - 158	180	M6	✗	✓
AST 250	250	Ø38	12.7 - 100	75.4 - 250	150	M6	✗	✓
AST 300 V1	300	Ø32	7 - 80	53 - 199	150	M6	✗	✓
AST 1000	1000	Ø50	13 - 125	64 - 288	150	M6	✗	✓

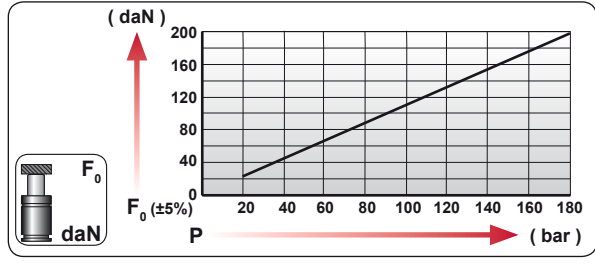
	mm	25	25	25	25	25	25	25
	mm	Ø38	Ø38	Ø38	Ø38	Ø38	Ø38	Ø38
	mm	L1=80 L1=90	L1=82 L1=87	L1=100	L1=100	L1=100 L1=105	L1=100 L1=105	L1=135
	daN	500	550 570	300	250	500 500	850 1000	1000
MODEL	✗	CW 500 KZ 500	CT 550 CK 570	AS 300	APFA 250	CD 500 CM 500	CPH 850 CP 1000	CS 1000
SERIES	MINI	COMPACT HEIGHT	LOW PROFILE	THREADED	ISO	HEAVY DUTY	HEAVY LOAD	POWER COMPACT STROKE

AS 200

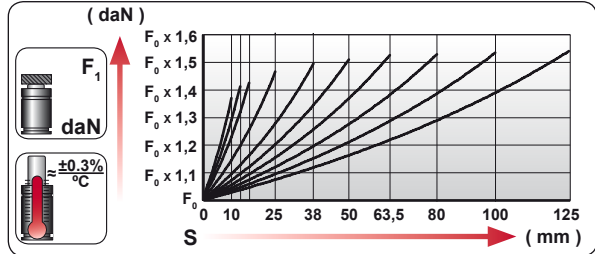
Threaded



CODE	S (mm)	L1 ±0,25 (mm)	L (mm)	Kg.
AS ... 010	10	62	52	0.19
AS ... 012	12.7	67.4	54.7	0.20
AS ... 016	16	74	58	0.21
AS ... 025	25	92	67	0.23
AS ... 038	38	118	80	0.27
AS ... 050	50	142	92	0.30
AS ... 063	63.5	169	105.5	0.34
AS ... 080	80	202	122	0.39
AS ... 100	100	242	142	0.45
AS ... 125	125	292	167	0.52



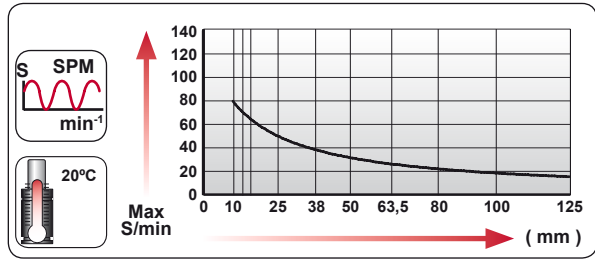
CODE	COLOR	Pressure		Force	
		bar	psi	daN	daN
AS 50 050	Green	45	650	50	75
AS 100 050	Blue	90	1305	100	150
AS 150 050	Red	135	1960	150	225
AS 200 050	Yellow	180	2610	200	300



ENG ORDER
 DEU BESTELLUNG
 FRA COMMANDE
 ITA ORDINE
 ESP PEDIDO
 POR PEDIDO

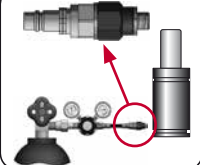
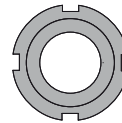
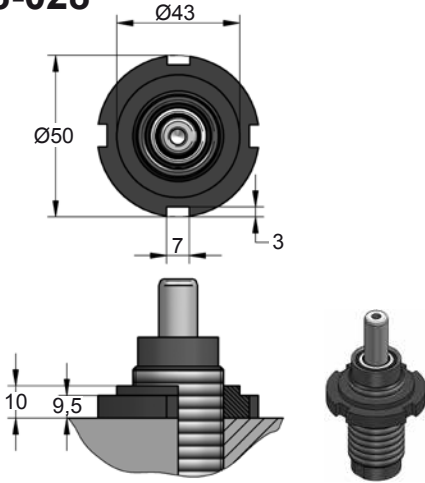
AS 200 50

AS 200 050



N ₂	Smax < 90%	Vmax 1,6 m/s	bar psi	bar psi	°C °F	°C °F	X
			20 290	180 2610	0 32	80 176	

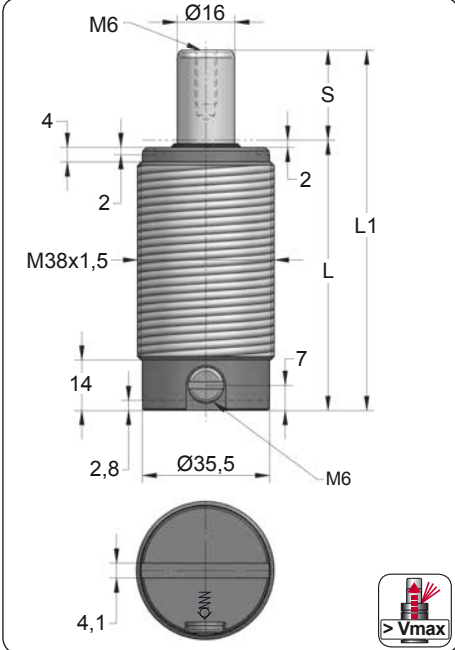
E58-028



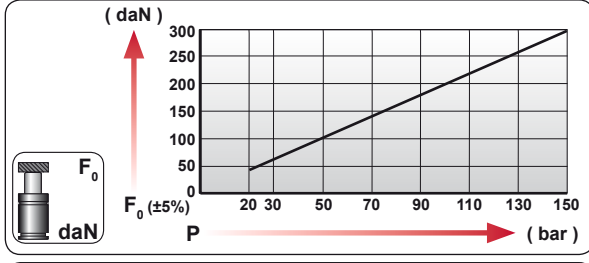
CODE	AS 200 050	KIT S-XXXXXXX KIT C-XXXXXXX	E28-028	06 CG 2-Q
ENG ORDER	GAS SPRING	REPAIR KIT	FLANGE	CHARGING ADAPTER
DEU BESTELLUNG	GASDRUCKFEDER	ERSATZTEILSATZ	FLANSCH	LADEADAPTER
FRA COMMANDE	RESSORT À GAZ	KIT DE RÉPARATION	BRIDE	RACCORD DE CHARGE
ITA ORDINE	CILINDRO AD AZOTO	KIT DI MANUTENZIONE	FLANGE	ADATTATORE DI CARICO
ESP PEDIDO	RESORTE DE GAS	KIT DE REPARACION	BRIDA	ADAPTADOR DE CARGA
POR PEDIDO	CILINDRO DE GÁS	KIT DE MANUTENÇÃO	FLANGE	ADAPTADOR DE CARGA

AS 300

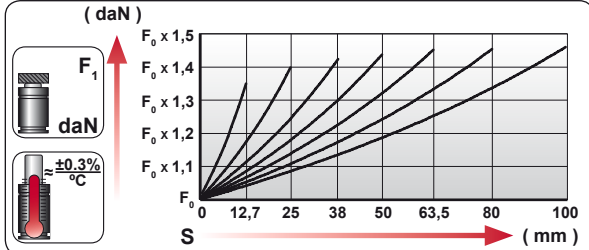
Threaded



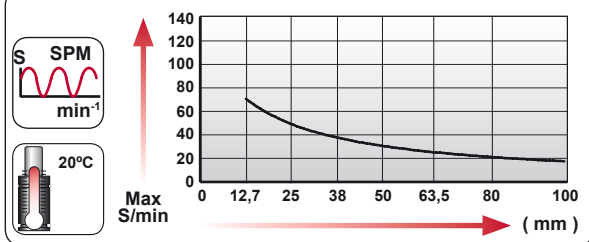
ORDER	S (mm)	L1 ±0,25 (mm)	L (mm)	Kg.
AS 300 012	12.7	75.4	62.7	0.41
AS 300 025	25	100	75	0.47
AS 300 038	38	126	88	0.54
AS 300 050	50	150	100	0.60
AS 300 063	63.5	177	113.5	0.67
AS 300 080	80	210	130	0.75
AS 300 100	100	250	150	0.85



CODE				
		bar psi	daN	daN
AS 300 050		150 2175	300	430
-----		-----	-----	-----



	ENG ORDER DEU BESTELLUNG FRA COMMANDE ITA ORDINE ESP PEDIDO POR PEDIDO	 daN	 mm
AS 300 50			
AS 300 050			



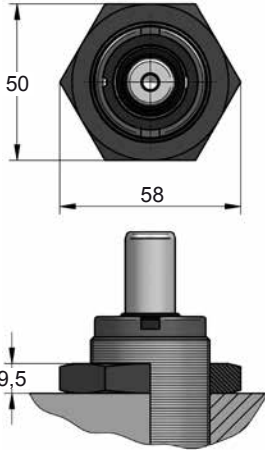
N ₂	S _{max} < 90%	V _{max} 1,6 m/s	P _{min} (20°C)	P _{max} (20°C)	T _{min}	T _{max}	

bar psi	bar psi	°C °F	°C °F	
20 290	150 2175	0 32	80 176	

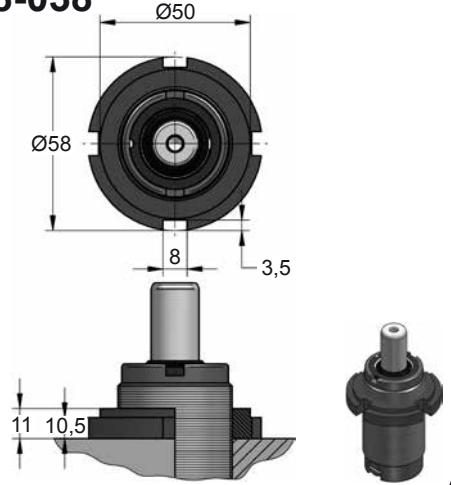
AS 300 MOUNTS

Threaded

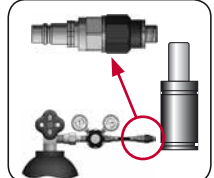
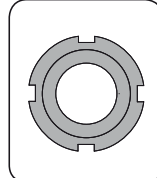
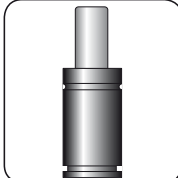
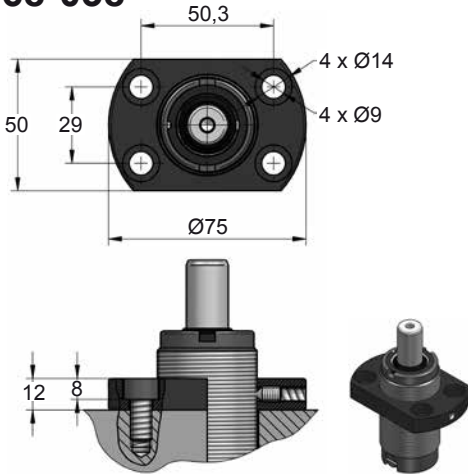
E23-038



E58-038



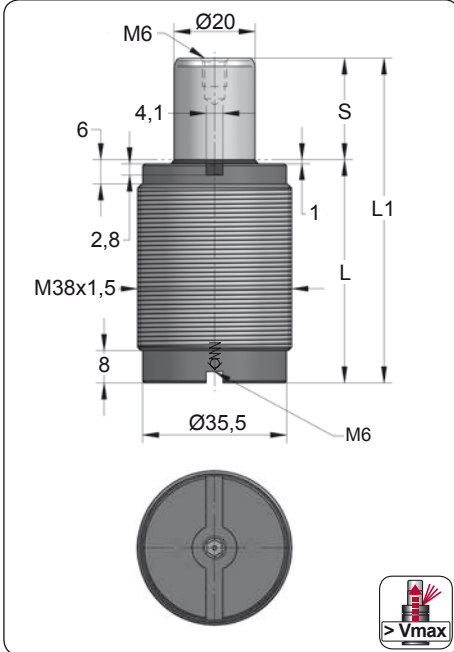
E68-038



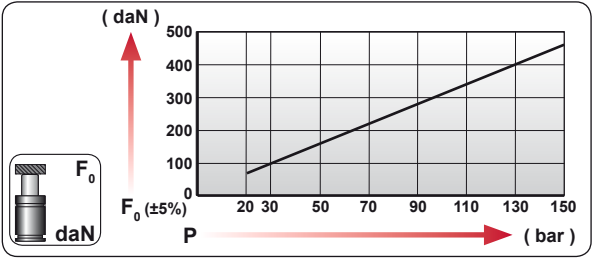
CODE	AS 300 050	KIT S-XXXXXXX KIT C-XXXXXXX	E58-038	06 CG 2-Q
ENG ORDER	GAS SPRING	REPAIR KIT	FLANGE	CHARGING ADAPTER
DEU BESTELLUNG	GASDRUCKFEDER	ERSATZTEILSATZ	FLANSCHEN	LADEADAPTER
FRA COMMANDE	RESSORT À GAZ	KIT DE RÉPARATION	BRIDE	RACCORD DE CHARGE
ITA ORDINE	CILINDRO AD AZOTO	KIT DI MANUTENZIONE	FLANGE	ADATTATORE DI CARICO
ESP PEDIDO	RESORTE DE GAS	KIT DE REPARACION	BRIDA	ADAPTADOR DE CARGA
POR PEDIDO	CILINDRO DE GAS	KIT DE MANUTENÇÃO	FLANGE	ADAPTADOR DE CARGA

AS 500 V1

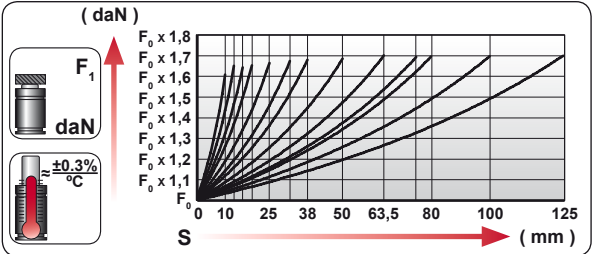
Threaded



ORDER	S (mm)	L1 ±0,25 (mm)	L (mm)	Kg.
AS 500 010 V1	10	50	40	0.27
AS 500 012 V1	12.7	55.4	42.7	0.28
AS 500 016 V1	16	62	46	0.30
AS 500 019 V1	19	68	49	0.31
AS 500 025 V1	25	80	55	0.34
AS 500 032 V1	32	94	62	0.37
AS 500 038 V1	38	106	68	0.40
AS 500 050 V1	50	130	80	0.46
AS 500 063 V1	63.5	157	93.5	0.52
AS 500 075 V1	75	180	105	0.58
AS 500 080 V1	80	190	110	0.60
AS 500 100 V1	100	230	130	0.70
AS 500 125 V1	125	280	155	0.82



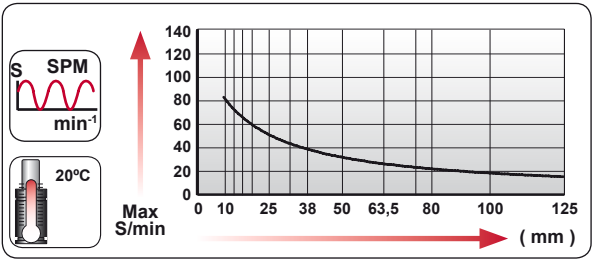
CODE		bar	psi	F ₀ daN	F ₁ daN
AS 500 050 V1		150	2175	470	790
-----		-----	-----	-----	-----



ENG ORDER
 DEU BESTELLUNG
 FRA COMMANDE
 ITA ORDINE
 ESP PEDIDO
 POR PEDIDO

F₀ daN
 S mm

AS 500 50
AS 500 050 V1



	S _{max} < 100%	v	Pmin (20°C)	Pmax (20°C)	Tmin	Tmax	
--	-------------------------	---	-------------	-------------	------	------	--

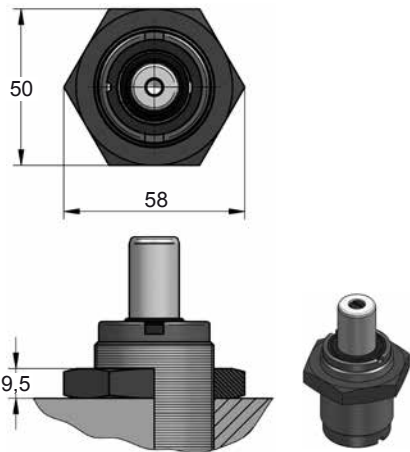
N ₂	S _{max} < 90%	V _{max} 1,6 m/s	bar psi	bar psi	°C °F	°C °F	
			20 290	150 2175	0 32	80 176	



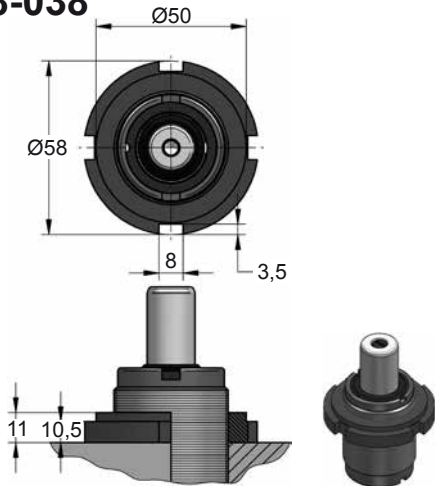
AS 500 V1 MOUNTS

Threaded

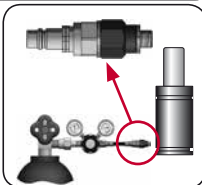
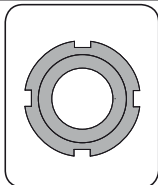
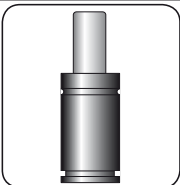
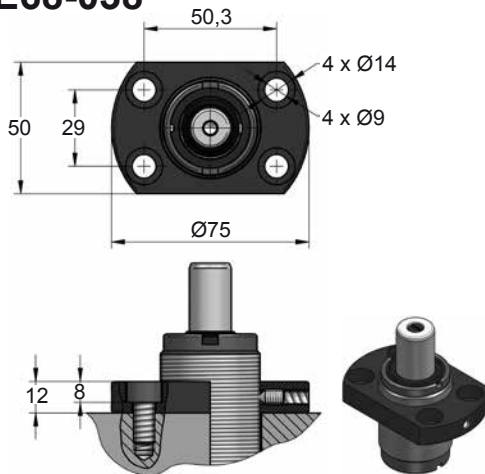
E23-038



E58-038



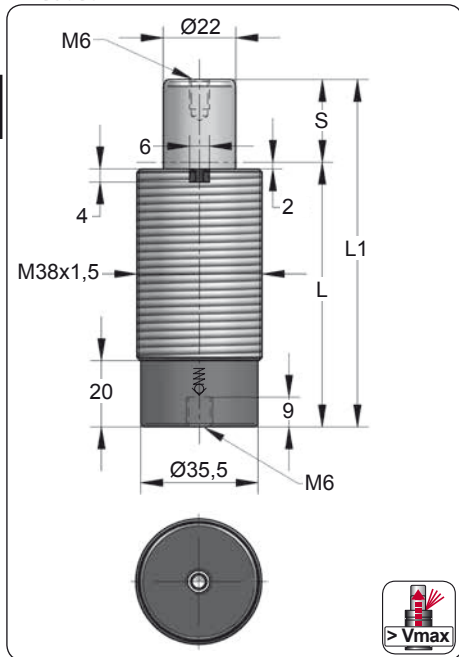
E68-038



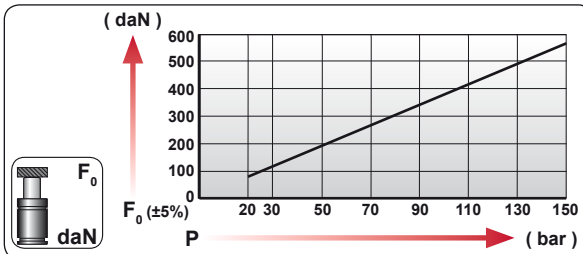
CODE	AS 500 050 V1	KIT S-XXXXXXX KIT C-XXXXXXX	E58-038	06 CG 2-Q
ENG ORDER	GAS SPRING	REPAIR KIT	FLANGE	CHARGING ADAPTER
DEU BESTELLUNG	GASDRUCKFEDER	ERSATZTEILSATZ	FLANSCHEN	LADEADAPTER
FRA COMMANDE	RESSORT À GAZ	KIT DE RÉPARATION	BRIDE	RACCORD DE CHARGE
ITA ORDINE	CILINDRO AD AZOTO	KIT DI MANUTENZIONE	FLANGE	ADATTATORE DI CARICO
ESP PEDIDO	RESORTE DE GAS	KIT DE REPARACION	BRIDA	ADAPTADOR DE CARGA
POR PEDIDO	CILINDRO DE GAS	KIT DE MANUTENÇÃO	FLANGE	ADAPTADOR DE CARGA

AS 600 V1

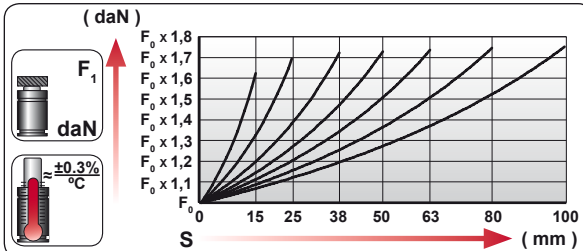
Threaded



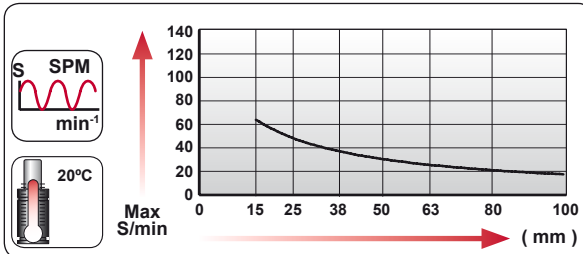
ORDER	S (mm)	L1 ±0,25 (mm)	L (mm)	Kg.
AS 600 015 V1	15	85	70	0.48
AS 600 025 V1	25	105	80	0.53
AS 600 038 V1	38	131	93	0.60
AS 600 050 V1	50	155	105	0.66
AS 600 063 V1	63	186	123	0.73
AS 600 080 V1	80	220	140	0.82
AS 600 100 V1	100	260	160	0.93



CODE		bar	psi	F ₀ daN	F ₁ daN
AS 600 050 V1		150	2175	570	985
-----		---	---	---	---



	ENG ORDER		F ₀		S
	DEU BESTELLUNG	600	daN	50	mm
	FRA COMMANDE	AS			
	ITA ORDINE	600			
	ESP PEDIDO	050 V1			
POR PEDIDO					



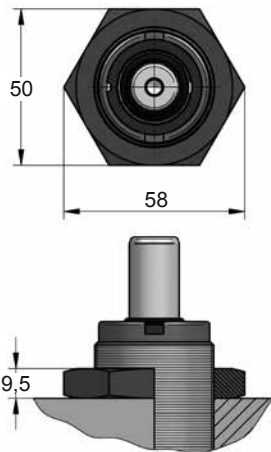
N ₂	S _{max} < 90%	V _{max} 1,6 m/s	P _{min} (20°C)	P _{max} (20°C)	T _{min}	T _{max}	

bar	psi	bar	psi	°C	°F	°C	°F	X
20	290	150	2175	0	32	80	176	

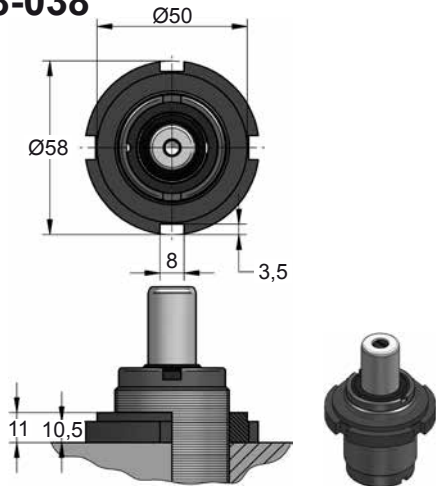
AS 600 V1 MOUNTS

Threaded

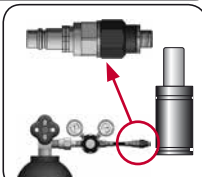
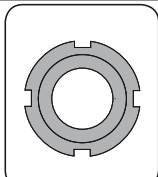
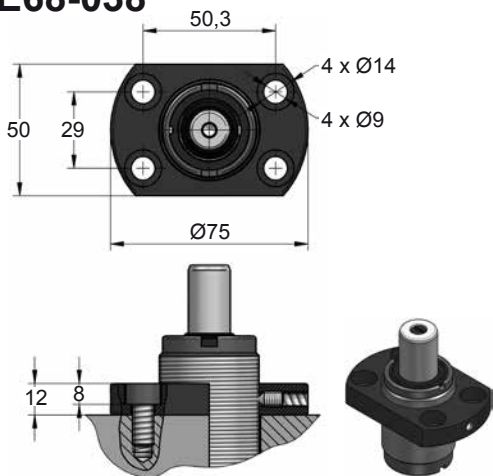
E23-038



E58-038



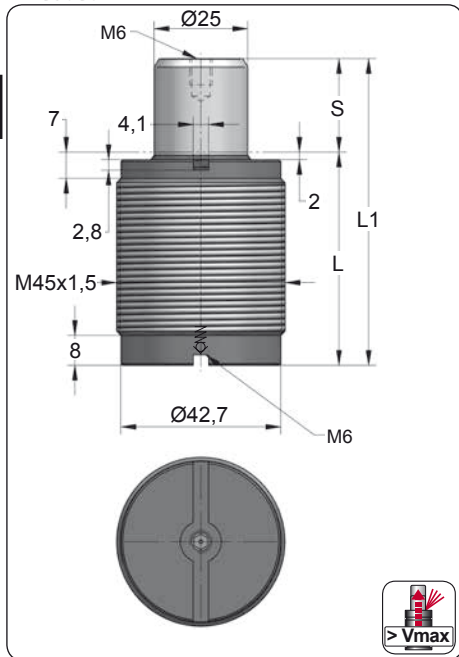
E68-038



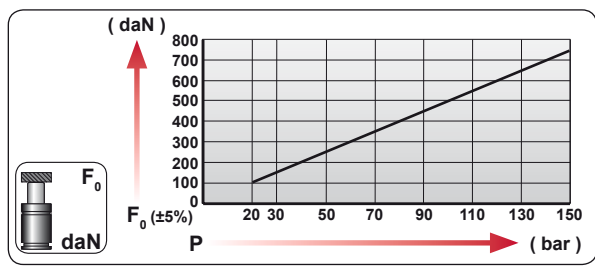
CODE		AS 600 050 V1	KIT S-XXXXXXX KIT C-XXXXXXX	E58-038	06 CG 2-Q
ENG	ORDER	GAS SPRING	REPAIR KIT	FLANGE	CHARGING ADAPTER
DEU	BESTELLUNG	GASDRUCKFEDER	ERSATZTEILSATZ	FLANSCHEN	LADEADAPTER
FRA	COMMANDE	RESSORT À GAZ	KIT DE RÉPARATION	BRIDE	RACCORD DE CHARGE
ITA	ORDINE	CILINDRO AD AZOTO	KIT DI MANUTENZIONE	FLANGE	ADATTATORE DI CARICO
ESP	PEDIDO	RESORTE DE GAS	KIT DE REPARACION	BRIDA	ADAPTADOR DE CARGA
POR	PEDIDO	CILINDRO DE GÁS	KIT DE MANUTENÇÃO	FLANGE	ADAPTADOR DE CARGA

AS 700 V1

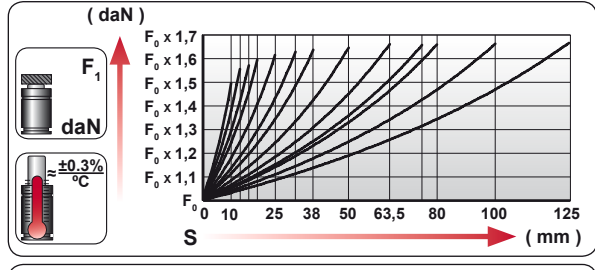
Threaded



ORDER	S (mm)	L1 ±0,25 (mm)	L (mm)	Kg.
AS 700 010 V1	10	52	42	0.37
AS 700 012 V1	12.7	57.4	44.7	0.39
AS 700 016 V1	16	64	48	0.41
AS 700 019 V1	19	70	51	0.43
AS 700 025 V1	25	82	57	0.47
AS 700 032 V1	32	96	64	0.51
AS 700 038 V1	38	108	70	0.55
AS 700 050 V1	50	132	82	0.62
AS 700 063 V1	63.5	159	95.5	0.71
AS 700 075 V1	75	182	107	0.78
AS 700 080 V1	80	192	112	0.81
AS 700 100 V1	100	232	132	0.93
AS 700 125 V1	125	282	157	1.09



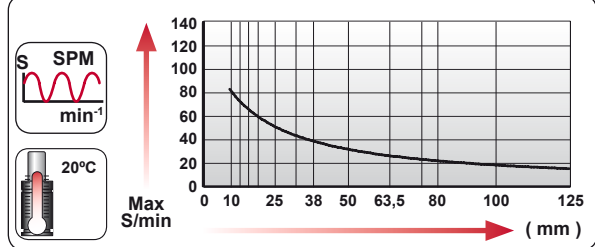
CODE				
		bar psi	daN	daN
AS 700 050 V1		150 2175	740	1220
-----		-----	-----	-----



ENG ORDER
 DEU BESTELLUNG
 FRA COMMANDE
 ITA ORDINE
 ESP PEDIDO
 POR PEDIDO

F₀ daN
S mm

AS 700 50
AS 700 050 V1



N₂

S_{max} < 90%

V_{max} 1,6 m/s

P_{min} (20°C)

P_{max} (20°C)

T_{min}

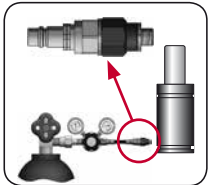
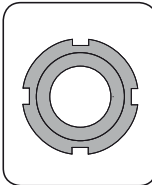
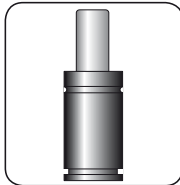


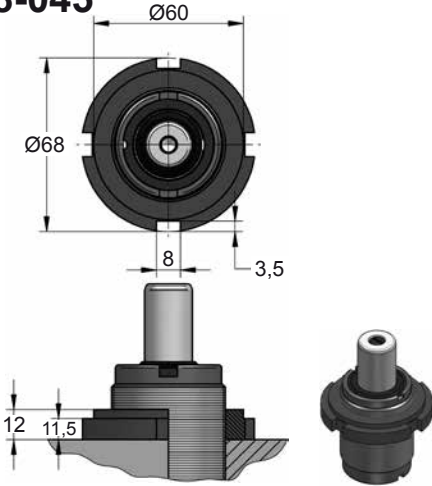
T_{max}

N₂	S_{max} < 90%	V_{max} 1,6 m/s	bar psi	bar psi	°C °F	°C °F	X
			20 290	150 2175	0 32	80 176	

AS 700 V1 MOUNTS

Threaded

E58-045

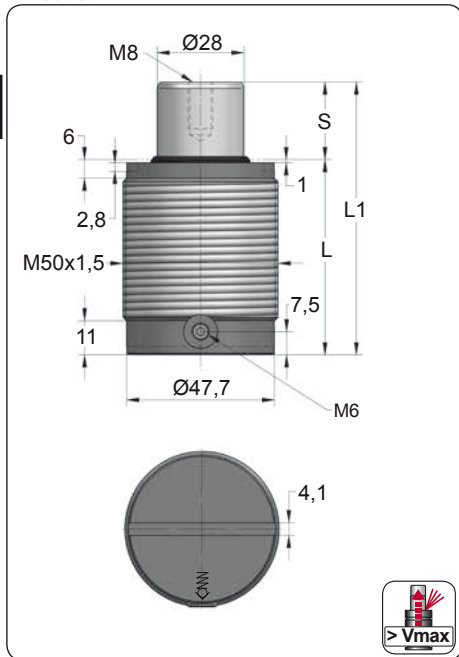


CODE	AS 700 050 V1	KIT S-XXXXXXX KIT C-XXXXXXX	E58-045	06 CG 2-Q
ENG ORDER	GAS SPRING	REPAIR KIT	FLANGE	CHARGING ADAPTER
DEU BESTELLUNG	GASDRUCKFEDER	ERSATZTEILSATZ	FLANSCHEN	LADEADAPTER
FRA COMMANDE	RESSORT À GAZ	KIT DE RÉPARATION	BRIDE	RACCORD DE CHARGE
ITA ORDINE	CILINDRO AD AZOTO	KIT DI MANUTENZIONE	FLANGE	ADATTATORE DI CARICO
ESP PEDIDO	RESORTE DE GAS	KIT DE REPARACION	BRIDA	ADAPTADOR DE CARGA
POR PEDIDO	CILINDRO DE GÁS	KIT DE MANUTENÇÃO	FLANGE	ADAPTADOR DE CARGA

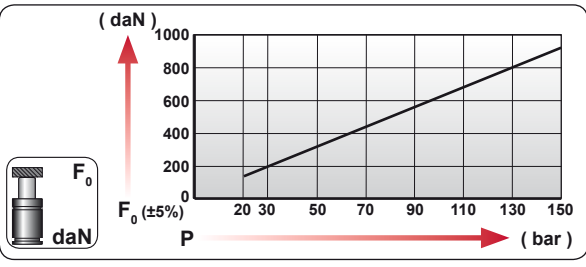
AS 1000

Threaded

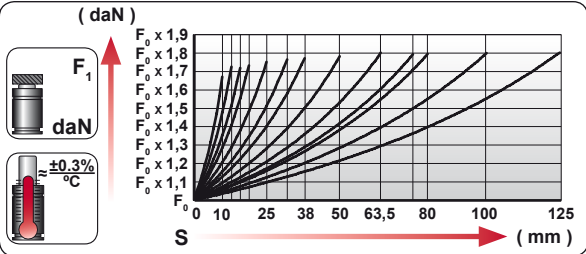




ORDER	S (mm)	L1 ±0,25 (mm)	L (mm)	Kg.
AS 1000 010	10	58	48	0.56
AS 1000 012	12.7	63.4	50.7	0.58
AS 1000 016	16	70	54	0.61
AS 1000 019	19	76	57	0.64
AS 1000 025	25	88	63	0.69
AS 1000 032	32	102	70	0.75
AS 1000 038	38	114	76	0.80
AS 1000 050	50	138	88	0.90
AS 1000 063	63.5	165	101.5	1.01
AS 1000 075	75	188	113	1.11
AS 1000 080	80	198	118	1.15
AS 1000 100	100	238	138	1.32
AS 1000 125	125	288	163	1.53



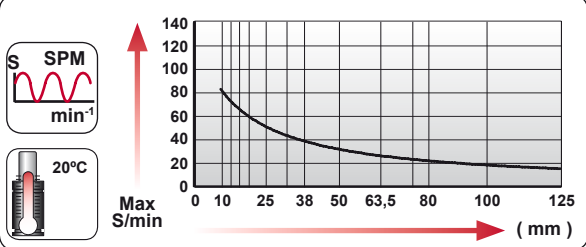
CODE				
		bar psi	daN	daN
AS 1000 050		160 2320	985	1755
-----		-----	-----	-----



ENG ORDER
 DEU BESTELLUNG
 FRA COMMANDE
 ITA ORDINE
 ESP PEDIDO
 POR PEDIDO

F₀ daN
S mm

AS 1000 50
AS 1000 050



	S_{max} < 90%	V_{max} 1,6 m/s	P_{min} (20°C)	P_{max} (20°C)	T_{min}	T_{max}	
--	---------------------------------	--------------------------------	-------------------------------	-------------------------------	------------------------	------------------------	--

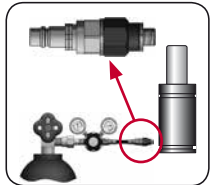
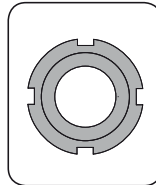
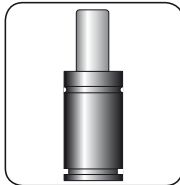


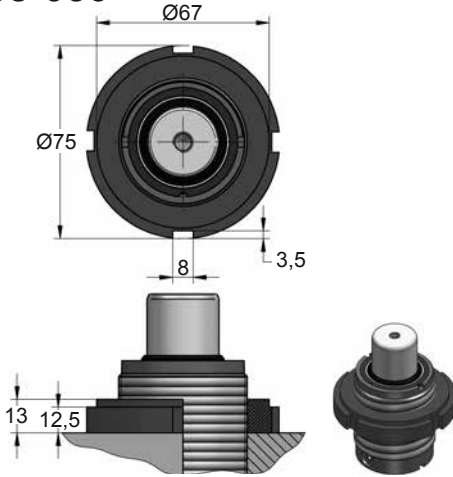
N ₂	S _{max} < 90%	V _{max} 1,6 m/s	bar psi	bar psi	°C °F	°C °F	°C °F	
			20 290	160 2320	0 32	80 176		



AS 1000 MOUNTS

Threaded

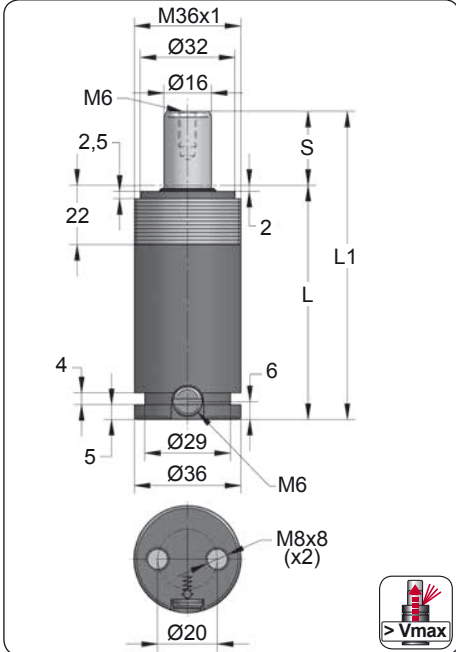
E58-050



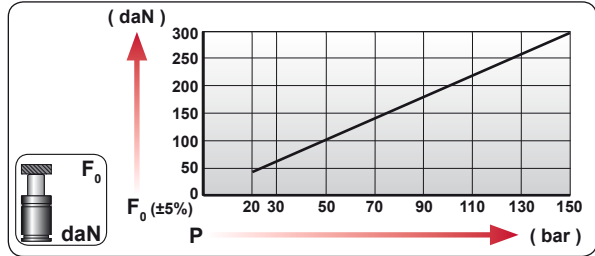
CODE	AS 1000 050	KIT S-XXXXXXX KIT C-XXXXXXX	E58-050	06 CG 2-Q
ENG ORDER	GAS SPRING	REPAIR KIT	FLANGE	CHARGING ADAPTER
DEU BESTELLUNG	GASDRUCKFEDER	ERSATZTEILSATZ	FLANSCHEN	LADEADAPTER
FRA COMMANDE	RESSORT À GAZ	KIT DE RÉPARATION	BRIDE	RACCORD DE CHARGE
ITA ORDINE	CILINDRO AD AZOTO	KIT DI MANUTENZIONE	FLANGE	ADATTATORE DI CARICO
ESP PEDIDO	RESORTE DE GAS	KIT DE REPARACION	BRIDA	ADAPTADOR DE CARGA
POR PEDIDO	CILINDRO DE GÁS	KIT DE MANUTENÇÃO	FLANGE	ADAPTADOR DE CARGA

ASP 250

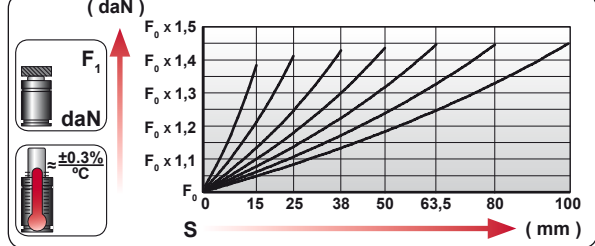
Threaded



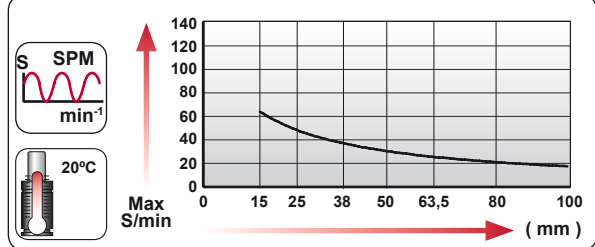
ORDER	S (mm)	L1 ±0,25 (mm)	L (mm)	Kg.
ASP 250 015	15	84	69	0.40
ASP 250 025	25	104	79	0.45
ASP 250 038	38	130	92	0.50
ASP 250 050	50	154	104	0.55
ASP 250 063	63.5	181	117.5	0.60
ASP 250 080	80	214	134	0.67
ASP 250 100	100	254	154	0.75



CODE					
		bar	psi		
ASP 250 050		125	1810	250	360
-----		---	---	---	---

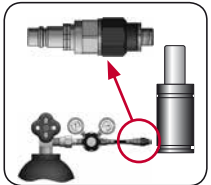
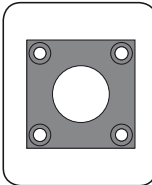
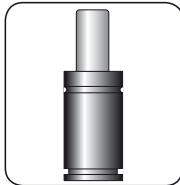


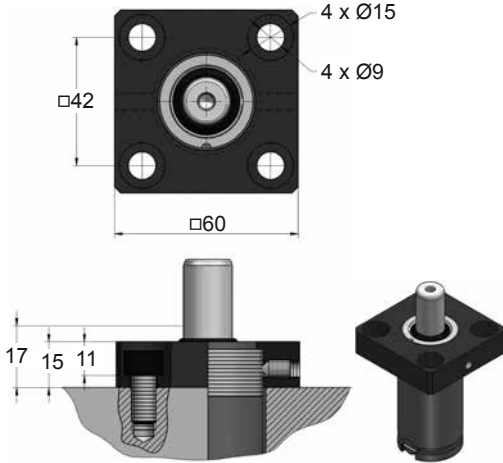


ENG	ORDER		
DEU	BESTELLUNG	daN	mm
FRA	COMMANDE		
ITA	ORDINE		
ESP	PEDIDO		
POR	PEDIDO		
	ASP 250	50	
	ASP 250 050		



N ₂	Smax < 90%	Vmax 1,6 m/s	bar psi	bar psi	°C °F	°C °F	X
			20 290	150 2175	0 32	80 176	

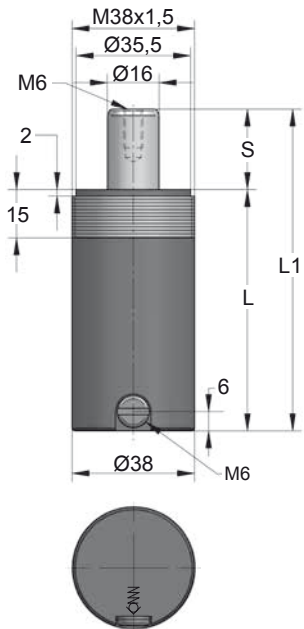
E03-036



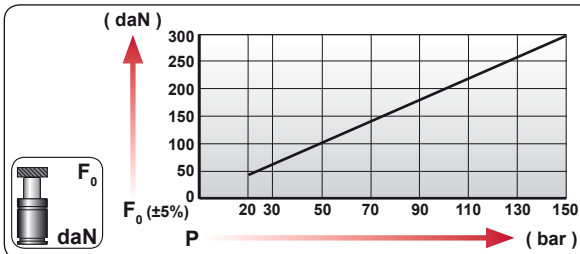
CODE	ASP 250 050	KIT S-XXXXXXX KIT C-XXXXXXX	E03-036	06 CG 2-Q
ENG ORDER	GAS SPRING	REPAIR KIT	FLANGE	CHARGING ADAPTER
DEU BESTELLUNG	GASDRUCKFEDER	ERSATZTEILSATZ	FLANSCHEN	LADEADAPTER
FRA COMMANDE	RESSORT À GAZ	KIT DE RÉPARATION	BRIDE	RACCORD DE CHARGE
ITA ORDINE	CILINDRO AD AZOTO	KIT DI MANUTENZIONE	FLANGE	ADATTATORE DI CARICO
ESP PEDIDO	RESORTE DE GAS	KIT DE REPARACION	BRIDA	ADAPTADOR DE CARGA
POR PEDIDO	CILINDRO DE GÁS	KIT DE MANUTENÇÃO	FLANGE	ADAPTADOR DE CARGA

ASP 300

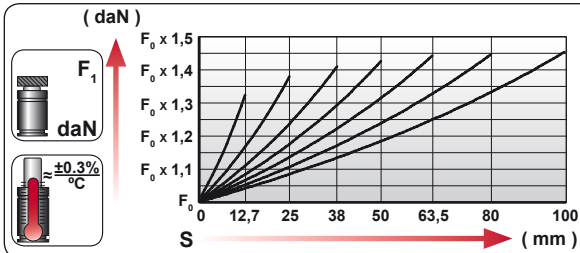
Threaded



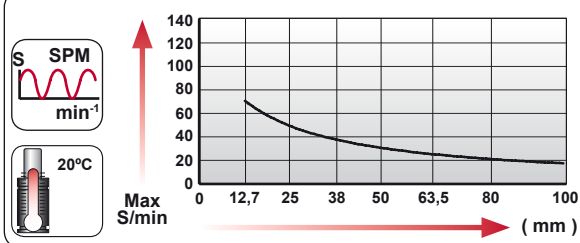
ORDER	S (mm)	L1 ±0,25 (mm)	L (mm)	Kg.
ASP 300 012	12.7	75.4	62.7	0.46
ASP 300 025	25	100	75	0.52
ASP 300 038	38	126	88	0.59
ASP 300 050	50	150	100	0.65
ASP 300 063	63.5	177	113.5	0.71
ASP 300 080	80	210	130	0.80
ASP 300 100	100	250	150	0.90



CODE					
		bar	psi		
ASP 300 050		150	2175	300	430
-----		---	---	---	---



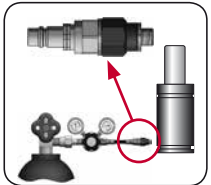
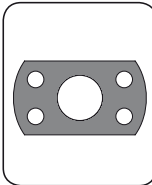
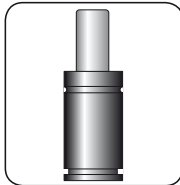


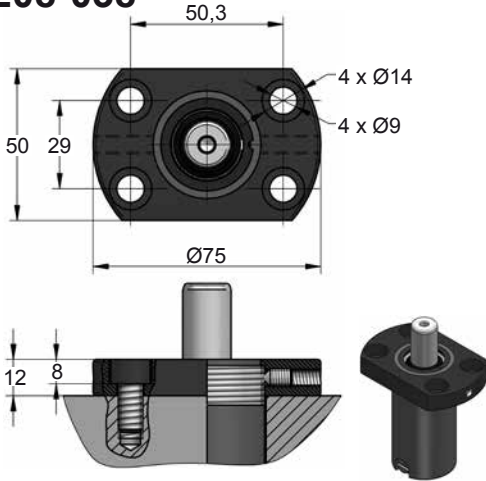
	ENG ORDER DEU BESTELLUNG FRA COMMANDE ITA ORDINE ESP PEDIDO POR PEDIDO		
		daN	mm
		ASP 300	50
		ASP 300 050	



N ₂	S _{max} < 90%	V _{max} 1,6 m/s	P _{min} (20°C)	P _{max} (20°C)	T _{min}	T _{max}	

N ₂	S _{max} < 90%	V _{max} 1,6 m/s	bar psi	bar psi	°C °F	°C °F	
			20 290	150 2175	0 32	80 176	

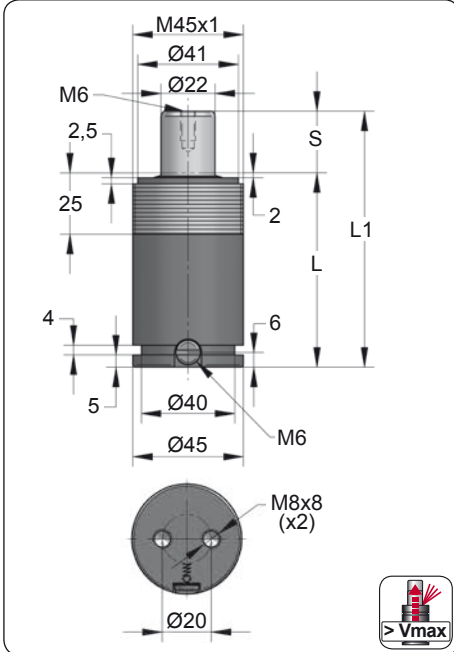
E08-038



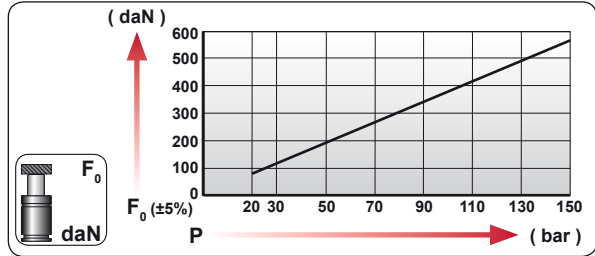
CODE	ASP 300 050	KIT S-XXXXXXX KIT C-XXXXXXX	E08-038	06 CG 2-Q
ENG ORDER	GAS SPRING	REPAIR KIT	FLANGE	CHARGING ADAPTER
DEU BESTELLUNG	GASDRUCKFEDER	ERSATZTEILSATZ	FLANSCHEN	LADEADAPTER
FRA COMMANDE	RESSORT À GAZ	KIT DE RÉPARATION	BRIDE	RACCORD DE CHARGE
ITA ORDINE	CILINDRO AD AZOTO	KIT DI MANUTENZIONE	FLANGE	ADATTATORE DI CARICO
ESP PEDIDO	RESORTE DE GAS	KIT DE REPARACION	BRIDA	ADAPTADOR DE CARGA
POR PEDIDO	CILINDRO DE GÁS	KIT DE MANUTENÇÃO	FLANGE	ADAPTADOR DE CARGA

ASP 500 V1

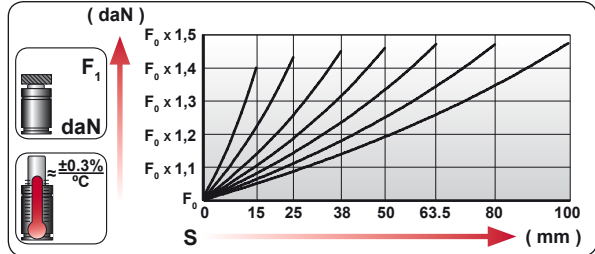
Threaded



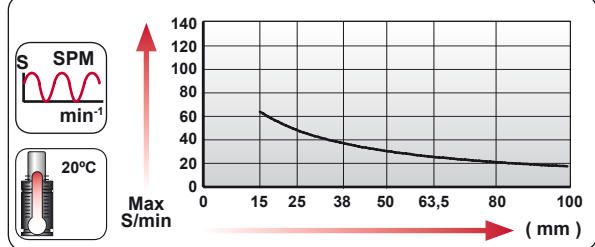
ORDER	S (mm)	L1 ±0,25 (mm)	L (mm)	Kg.
ASP 500 015 V1	15	84	69	0.62
ASP 500 025 V1	25	104	79	0.67
ASP 500 038 V1	38	130	92	0.74
ASP 500 050 V1	50	154	104	0.81
ASP 500 063 V1	63.5	181	117.5	0.88
ASP 500 080 V1	80	214	134	0.98
ASP 500 100 V1	100	254	154	1.09



CODE				
		bar psi	daN	daN
ASP 500 050 V1		130 1885	495	725
-----		---	---	---



	ENG ORDER DEU BESTELLUNG FRA COMMANDE ITA ORDINE ESP PEDIDO POR PEDIDO		
		daN	mm
	ASP 500 50		
	ASP 500 050 V1		

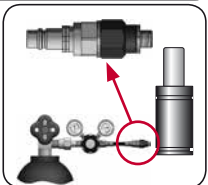
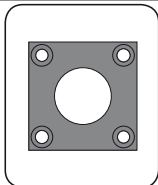




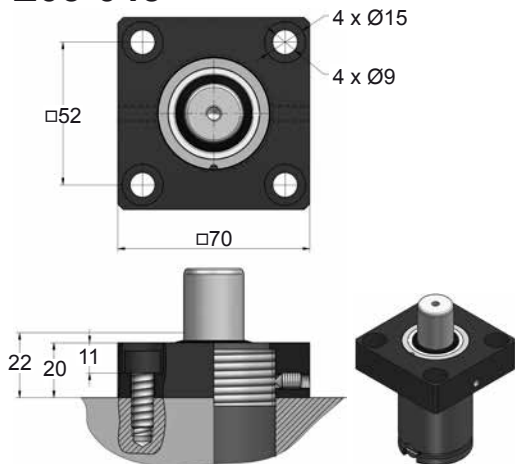


N ₂	S _{max} < 90%	V _{max} 1,6 m/s	P _{min} (20°C)	P _{max} (20°C)	T _{min}	T _{max}	

N ₂	S _{max} < 90%	V _{max} 1,6 m/s	bar psi	bar psi	°C °F	°C °F	°C °F	
			20 290	150 2175	0 32	80 176		

Threaded

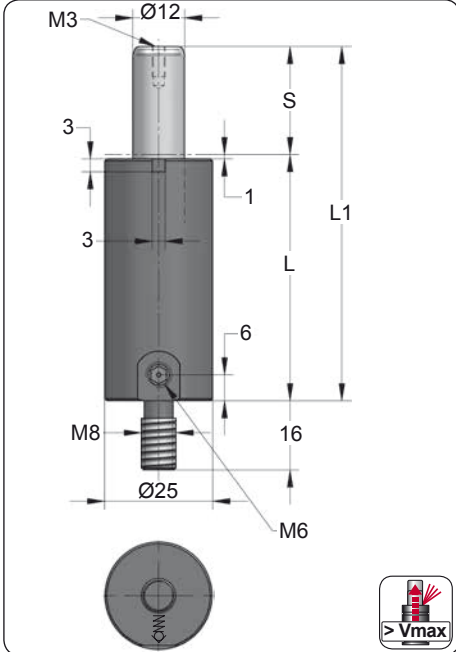
E03-045



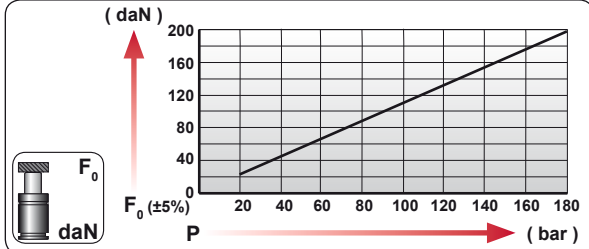
CODE	ASP 500 050 V1	KIT S-XXXXXXX KIT C-XXXXXXX	E03-045	06 CG 2-Q
ENG ORDER	GAS SPRING	REPAIR KIT	FLANGE	CHARGING ADAPTER
DEU BESTELLUNG	GASDRUCKFEDER	ERSATZTEILSATZ	FLANSCHEN	LADEADAPTER
FRA COMMANDE	RESSORT À GAZ	KIT DE RÉPARATION	BRIDE	RACCORD DE CHARGE
ITA ORDINE	CILINDRO AD AZOTO	KIT DI MANUTENZIONE	FLANGE	ADATTATORE DI CARICO
ESP PEDIDO	RESORTE DE GAS	KIT DE REPARACION	BRIDA	ADAPTADOR DE CARGA
POR PEDIDO	CILINDRO DE GÁS	KIT DE MANUTENÇÃO	FLANGE	ADAPTADOR DE CARGA

AST 200 V1

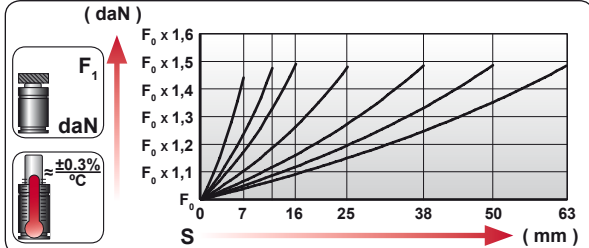
Threaded



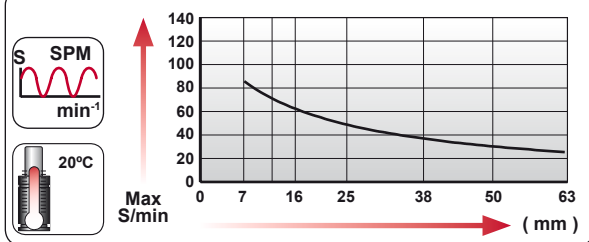
CODE	S (mm)	L1 ±0,25 (mm)	L (mm)	Kg.
AST 200 007 V1	7	46	39	0.12
AST 200 012 V1	12	56	44	0.13
AST 200 016 V1	16	64	48	0.14
AST 200 025 V1	25	82	57	0.16
AST 200 038 V1	38	108	70	0.18
AST 200 050 V1	50	132	82	0.21
AST 200 063 V1	63	158	95	0.23



CODE					
		bar	psi	daN	daN
AST 200 050 V1		170	2465	190	280
-----		---	---	---	---



	ENG ORDER DEU BESTELLUNG FRA COMMANDE ITA ORDINE ESP PEDIDO POR PEDIDO		
		F ₀ daN	S mm
		AST 200	50
		AST 200 050 V1	

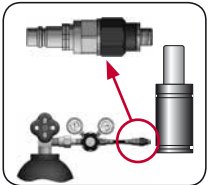
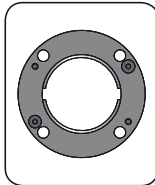



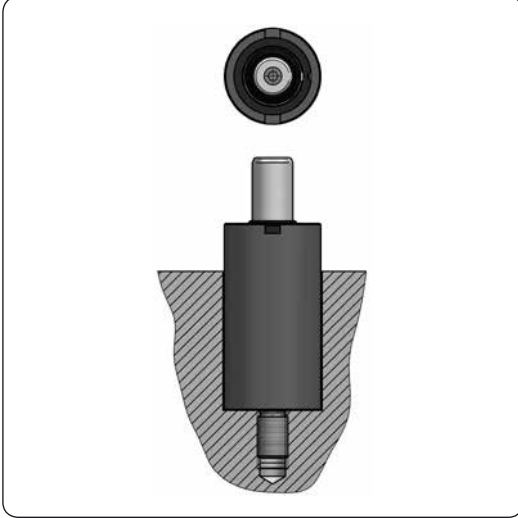


N ₂	S _{max} < 90%	V _{max} 1,6 m/s	P _{min} (20°C)	P _{max} (20°C)	T _{min}	T _{max}	

bar	psi	bar	psi	°C	°F	°C	°F	X
20	290	180	2610	0	32	80	176	

AST 200 V1 MOUNTS

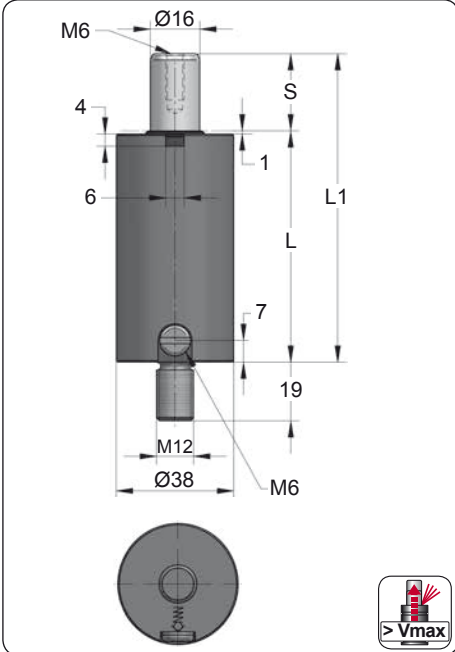
Threaded



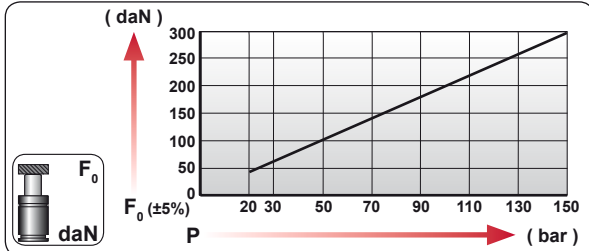
CODE	AST 200 050 V1	KIT S-XXXXXXX KIT C-XXXXXXX	X	06 CG 2-Q
ENG ORDER	GAS SPRING	REPAIR KIT		CHARGING ADAPTER
DEU BESTELLUNG	GASDRUCKFEDER	ERSATZTEILSATZ		LADEADAPTER
FRA COMMANDE	RESSORT À GAZ	KIT DE RÉPARATION		RACCORD DE CHARGE
ITA ORDINE	CILINDRO AD AZOTO	KIT DI MANUTENZIONE		ADATTATORE DI CARICO
ESP PEDIDO	RESORTE DE GAS	KIT DE REPARACION		ADAPTADOR DE CARGA
POR PEDIDO	CILINDRO DE GÁS	KIT DE MANUTENÇÃO		ADAPTADOR DE CARGA

AST 250

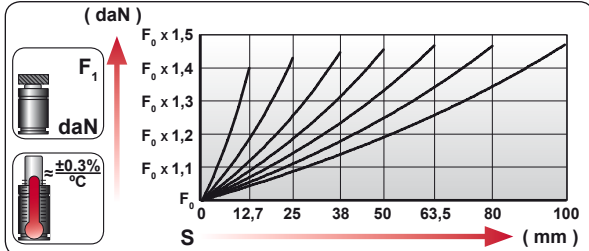
Threaded



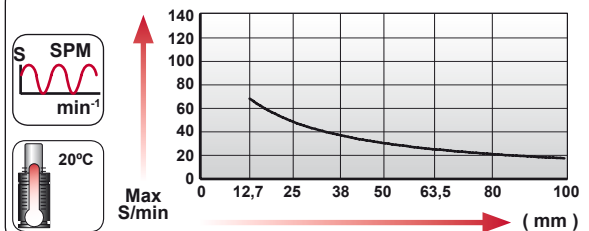
ORDER	S (mm)	L1 ±0,25 (mm)	L (mm)	Kg.
AST 250 012	12.7	75.4	62.7	0.47
AST 250 025	25	100	75	0.53
AST 250 038	38	126	88	0.59
AST 250 050	50	150	100	0.65
AST 250 063	63.5	177	113.5	0.72
AST 250 080	80	210	130	0.80
AST 250 100	100	250	150	0.91



CODE					
		bar	psi		
AST 250 050		125	1810	250	365
-----		---	---	---	---



	ENG ORDER DEU BESTELLUNG FRA COMMANDE ITA ORDINE ESP PEDIDO POR PEDIDO		
		daN	mm
		AST 250	50
		AST 250 050	

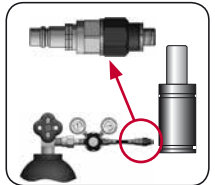
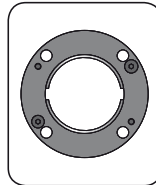
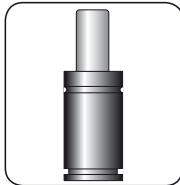






N ₂	S _{max} < 90%	V _{max} 1,6 m/s	P _{min} (20°C)	P _{max} (20°C)	T _{min}	T _{max}	

bar	psi	bar	psi	°C	°F	°C	°F	
20	290	150	2175	0	32	80	176	

AST 250 MOUNTS

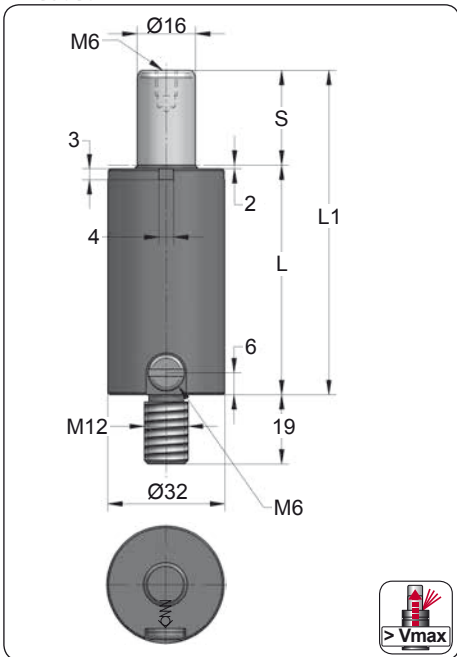
Threaded



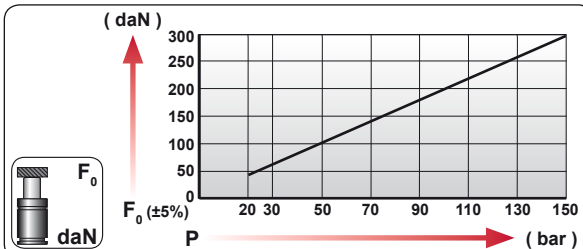
CODE	AST 250 050	KIT S-XXXXXXX KIT C-XXXXXXX		06 CG 2-Q
ENG ORDER	GAS SPRING	REPAIR KIT		CHARGING ADAPTER
DEU BESTELLUNG	GASDRUCKFEDER	ERSATZTEILSATZ		LADEADAPTER
FRA COMMANDE	RESSORT À GAZ	KIT DE RÉPARATION		RACCORD DE CHARGE
ITA ORDINE	CILINDRO AD AZOTO	KIT DI MANUTENZIONE		ADATTATORE DI CARICO
ESP PEDIDO	RESORTE DE GAS	KIT DE REPARACION		ADAPTADOR DE CARGA
POR PEDIDO	CILINDRO DE GÁS	KIT DE MANUTENÇÃO		ADAPTADOR DE CARGA

AST 300 V1

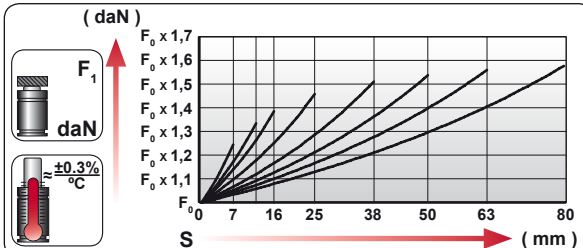
Threaded



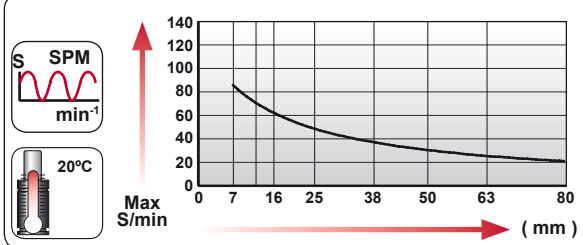
CODE	S (mm)	L1 ±0,25 (mm)	L (mm)	Kg.
AST 300 007 V1	7	53	46	0.24
AST 300 012 V1	12	63	51	0.26
AST 300 016 V1	16	71	55	0.27
AST 300 025 V1	25	89	64	0.31
AST 300 038 V1	38	115	77	0.35
AST 300 050 V1	50	139	89	0.39
AST 300 063 V1	63	165	102	0.44
AST 300 080 V1	80	199	119	0.49



CODE					
		bar	psi		
AST 300 050 V1		150	2175	300	460
-----		---	---	---	---



	ENG ORDER DEU BESTELLUNG FRA COMMANDE ITA ORDINE ESP PEDIDO POR PEDIDO		
		daN	mm
		AST 300	50
		AST 300 050 V1	

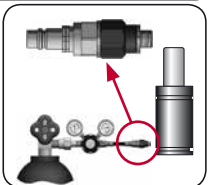
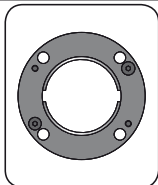



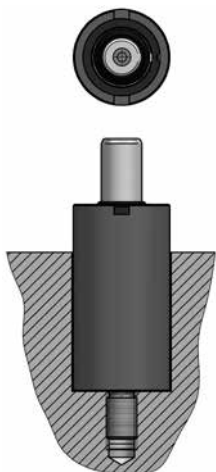


N ₂	S _{max} < 90%	V _{max} 1,6 m/s	P _{min} (20°C)	P _{max} (20°C)	T _{min}	T _{max}	

bar	psi	bar	psi	°C	°F	°C	°F	
20	290	150	2175	0	32	80	176	

AST 300 V1 MOUNTS

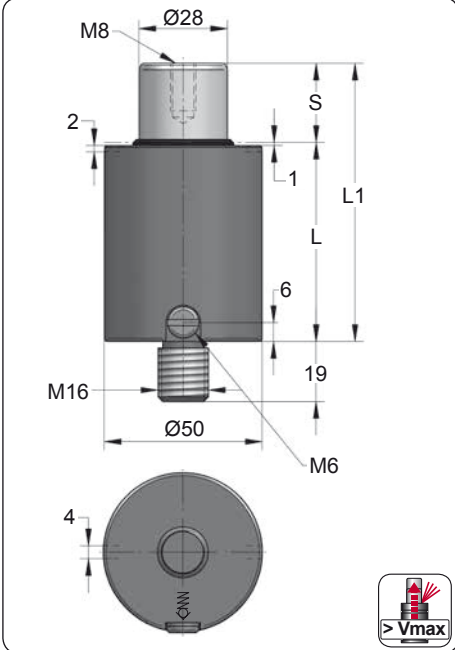
Threaded



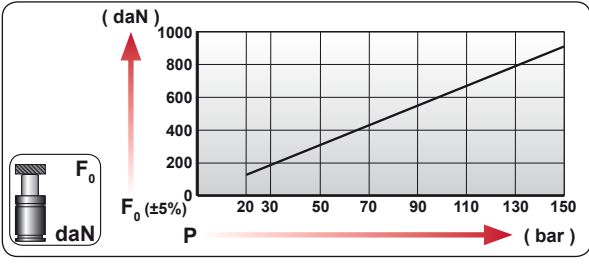
CODE	AST 300 050 V1	KIT S-XXXXXXX KIT C-XXXXXXX	X	06 CG 2-Q
ENG ORDER	GAS SPRING	REPAIR KIT		CHARGING ADAPTER
DEU BESTELLUNG	GASDRUCKFEDER	ERSATZTEILSATZ		LADEADAPTER
FRA COMMANDE	RESSORT À GAZ	KIT DE RÉPARATION		RACCORD DE CHARGE
ITA ORDINE	CILINDRO AD AZOTO	KIT DI MANUTENZIONE		ADATTATORE DI CARICO
ESP PEDIDO	RESORTE DE GAS	KIT DE REPARACION		ADAPTADOR DE CARGA
POR PEDIDO	CILINDRO DE GÁS	KIT DE MANUTENÇÃO		ADAPTADOR DE CARGA

AST 1000

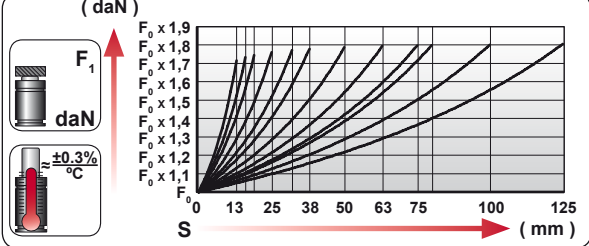
Threaded



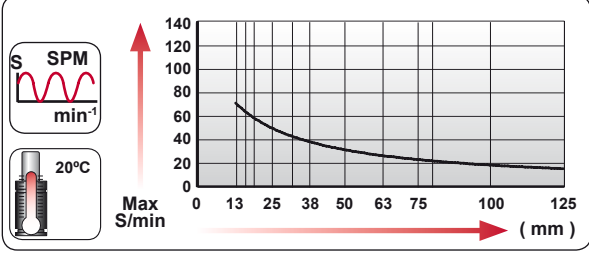
ORDER	S (mm)	L1 ±0,25 (mm)	L (mm)	Kg.
AST 1000 013	13	64	51	0.64
AST 1000 016	16	70	54	0.67
AST 1000 019	19	76	57	0.69
AST 1000 025	25	88	63	0.74
AST 1000 032	32	102	70	0.80
AST 1000 038	38	114	76	0.85
AST 1000 050	50	138	88	0.95
AST 1000 063	63	164	101	1.06
AST 1000 075	75	188	113	1.16
AST 1000 080	80	198	118	1.21
AST 1000 100	100	238	138	1.37
AST 1000 125	125	288	163	1.58



CODE					
		bar	psi		
AST 1000 050		150	2175	920	1645
-----		---	---	---	---



	ENG ORDER DEU BESTELLUNG FRA COMMANDE ITA ORDINE ESP PEDIDO POR PEDIDO		
		daN	mm
		AST 1000	50
		AST 1000 050	



N ₂	S _{max} < 90%	V _{max} 1,6 m/s	P _{min} (20°C)	P _{max} (20°C)	T _{min}	T _{max}	

bar	psi	bar	psi	°C	°F	°C	°F	
20	290	150	2175	0	32	80	176	





APF/AG ISO

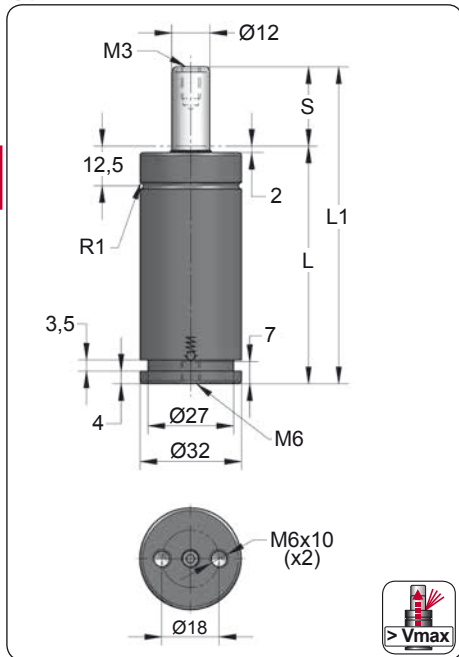
MODEL	F ₀	Ø	S	L1	Pmax	Charge Port		
APFA 150	150	Ø32	10 - 125	70 - 300	180	M6		
APFC-H 150	150	Ø32	10 - 125	70 - 300	180	G1/8"		
APFA 250	250	Ø38	10 - 125	70 - 300	150	M6		
APFC-H 250	250	Ø38	10 - 125	70 - 300	150	G1/8"		
APF 500	500	Ø45	10 - 160	105 - 405	150	G1/8"		
AG 750	750	Ø50	12.7 - 300	120.4 - 695	150	G1/8"		
AG 1500	1500	Ø75	12.7 - 300	135.4 - 710	150	G1/8"		
AG 3000	3000	Ø95	12.7 - 300	145.4 - 720	150	G1/8"		
AG 5000	5000	Ø120	12.7 - 300	165.4 - 740	150	G1/8"		
AG 7500	7500	Ø150	12.7 - 300	180.4 - 755	150	G1/8"		
AG 10000	10000	Ø195	12.7 - 300	185.4 - 760	150	G1/8"		

		50	50	50	50	50	50	50
		Ø50	Ø50	Ø50	Ø50	Ø50	Ø50	Ø50
		L1=138 L1=152	L1=138	L1=138 L1=150 L1=150	L1=170 L1=185 L1=195	L1=195	L1=165 L1=175	L1=220
		1000 1000	1000	1000 1000 750	750 1000 1000	750	1700 2000	1800
MODEL		CW 1000 KZ 1000	AS 1000	CT 1000 CK 1000 FD 750	GN 750 CM 1000 CD 1000	AG 750	CPH 1700 CP 2000	CS 1800
SERIES								

APFA 150

150

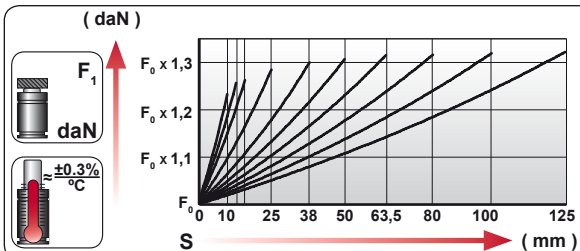
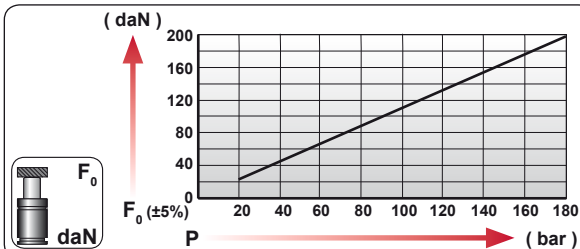
BMW B2 4006		PSA E24.54.815.G
MB B8 3180 220 000 001	GM 90.25	RENAULT EM24.54.700
VW 39D 878		



CODE	S (mm)	L1 ±0,25 (mm)	L (mm)	Kg.
APFA ... 010	10	70	60	0.29
APFA ... 012	12.7	75.4	62.7	0.30
APFA ... 016	16	82	66	0.31
APFA ... 025	25	100	75	0.34
APFA ... 038	38	126	88	0.38
APFA ... 050	50	150	100	0.42
APFA ... 063	63.5	177	113.5	0.47
APFA ... 080	80	210	130	0.52
APFA ... 100	100	250	150	0.59
APFA ... 125	125	300	175	0.67



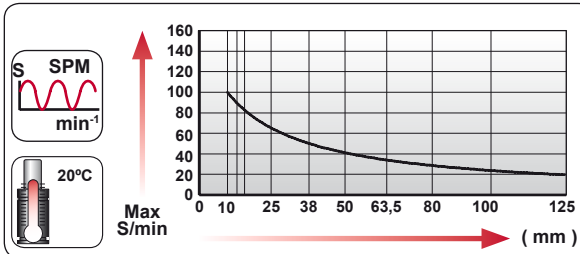
CODE	COLOR	Pressure		Force	
		bar	psi	F ₀ daN	F ₁ daN
APFA 50 050	Green	45	650	50	65
APFA 100 050	Blue	90	1305	100	130
APFA 150 050	Red	135	1960	150	195
APFA 200 050	Yellow	180	2610	200	260



	ENG ORDER		F ₀ daN		S mm
	DEU BESTELLUNG				
	FRA COMMANDE				
	ITA ORDINE				
	ESP PEDIDO				
POR PEDIDO					

APFA 50 50

APFA 50 050



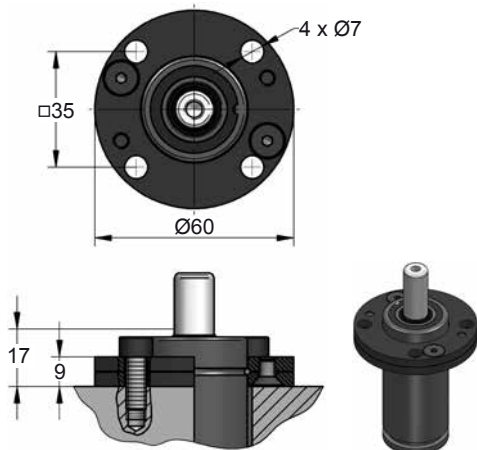
--	--	--	--	--	--	--	--

N ₂	Smax < 90%	Vmax 1,6 m/s	bar psi	bar psi	°C °F	°C °F	°C °F	
			20 290	180 2610	0 32	80 176		

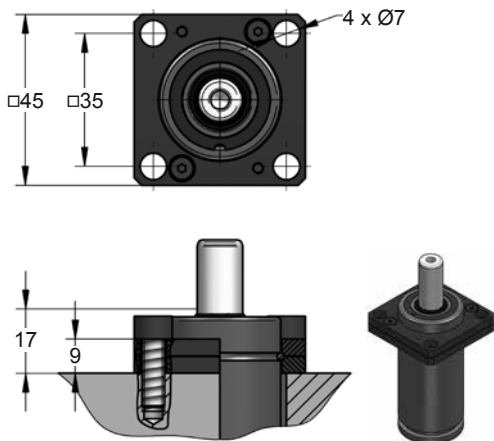
APFA 150 MOUNTS

150

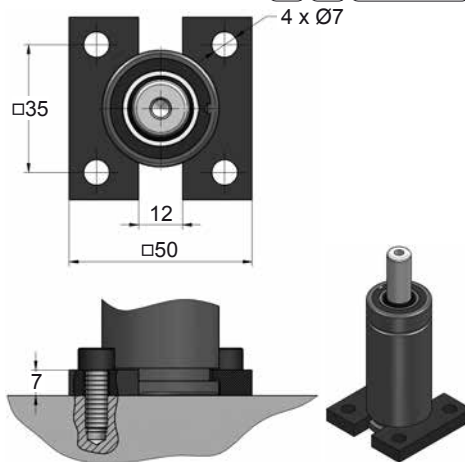
A14-032



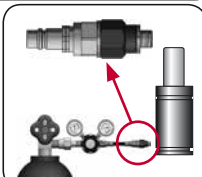
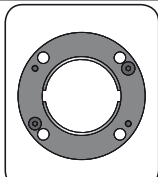
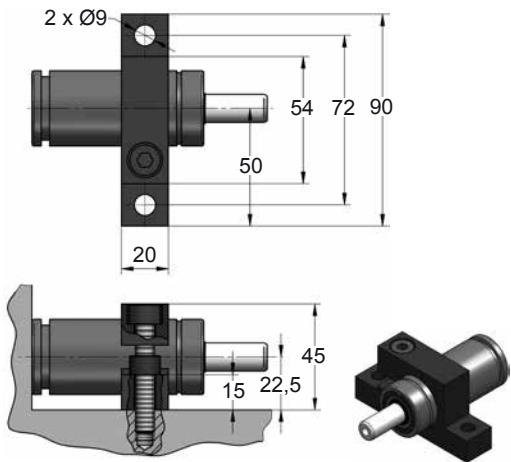
A34-032



C20-032



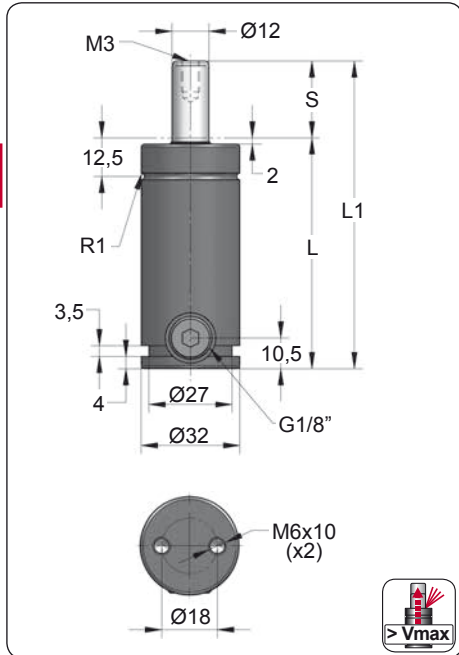
D02-032



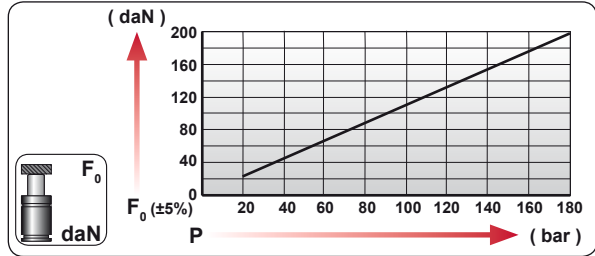
CODE	APFA 50 050	KIT S-XXXXXXX KIT C-XXXXXXX	A14-032	06 CG 2-Q
ENG ORDER	GAS SPRING	REPAIR KIT	FLANGE	CHARGING ADAPTER
DEU BESTELLUNG	GASDRUCKFEDER	ERSATZTEILSATZ	FLANSCHEN	LADEADAPTER
FRA COMMANDE	RESSORT À GAZ	KIT DE RÉPARATION	BRIDE	RACCORD DE CHARGE
ITA ORDINE	CILINDRO AD AZOTO	KIT DI MANUTENZIONE	FLANGE	ADATTATORE DI CARICO
ESP PEDIDO	RESORTE DE GAS	KIT DE REPARACION	BRIDA	ADAPTADOR DE CARGA
POR PEDIDO	CILINDRO DE GAS	KIT DE MANUTENÇÃO	FLANGE	ADAPTADOR DE CARGA

APFC-H 150

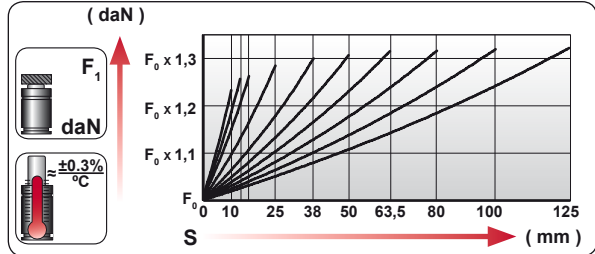
150



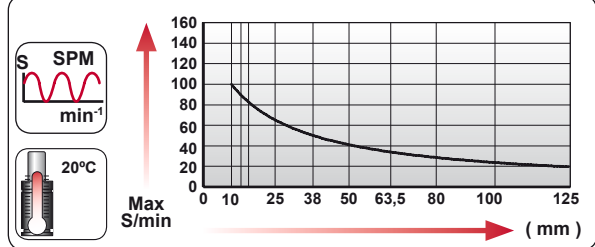
ORDER	S (mm)	L1 ±0,25 (mm)	L (mm)	Kg.
APFC-H 150 010	10	70	60	0.24
APFC-H 150 012	12.7	75.4	62.7	0.30
APFC-H 150 016	16	82	66	0.32
APFC-H 150 025	25	100	75	0.35
APFC-H 150 038	38	126	88	0.39
APFC-H 150 050	50	150	100	0.42
APFC-H 150 063	63.5	177	113.5	0.48
APFC-H 150 080	80	210	130	0.54
APFC-H 150 100	100	250	150	0.59
APFC-H 150 125	125	300	175	0.68



CODE				
		bar psi	daN	daN
-----		---	---	---
APFC-H 150 050		0 0	---	---



	ENG ORDER DEU BESTELLUNG FRA COMMANDE ITA ORDINE ESP PEDIDO POR PEDIDO		
		daN	mm
		APFC-H 150	50
		APFC-H 150 050	

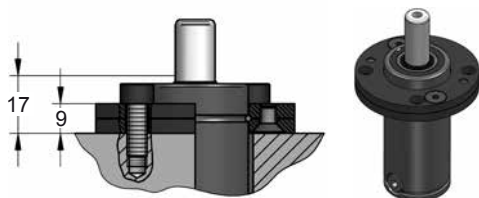
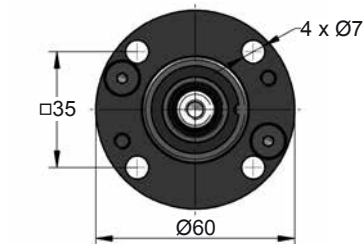


N ₂	S _{max} < 90%	V _{max} 1,6 m/s	P _{min} (20°C)	P _{max} (20°C)	T _{min}	T _{max}	600 CP-

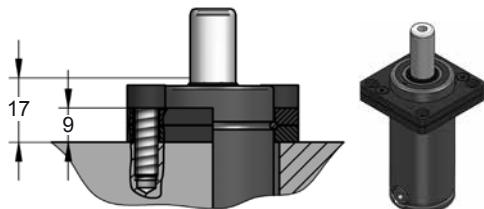
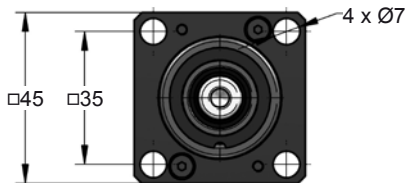
bar psi	bar psi	°C °F	°C °F
20 290	180 2610	0 32	80 176

150

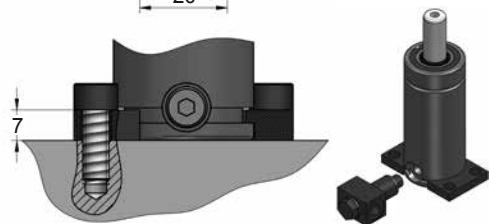
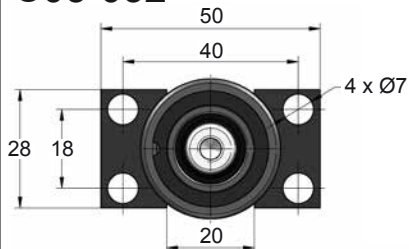
A14-032



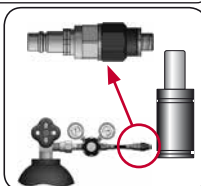
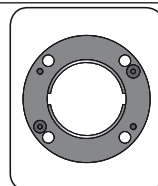
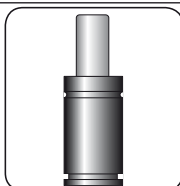
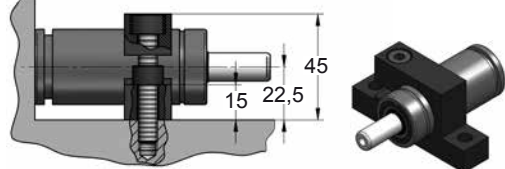
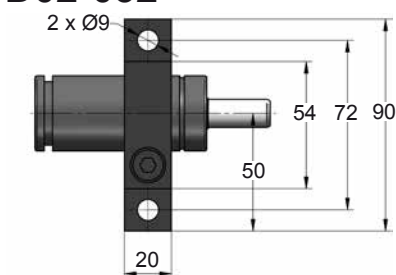
A34-032



C05-032



D02-032

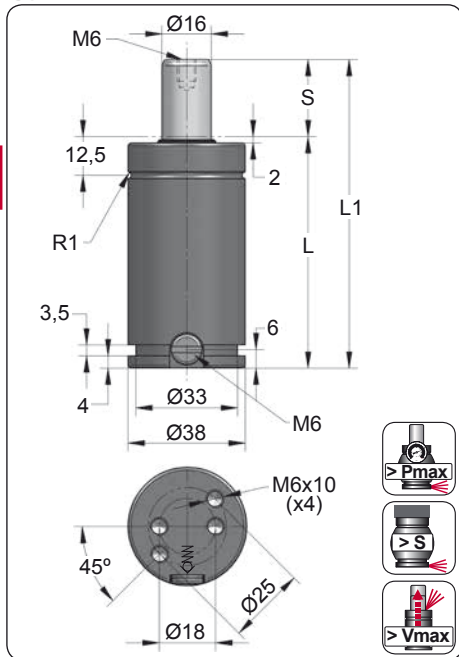


CODE	APFC-H 150 050	KIT S-XXXXXXX KIT C-XXXXXXX	A14-032	SKK 12R 1/8
ENG ORDER	GAS SPRING	REPAIR KIT	FLANGE	CHARGING ADAPTER
DEU BESTELLUNG	GASDRUCKFEDER	ERSATZTEILSATZ	FLANSCH	LADEADAPTER
FRA COMMANDE	RESSORT À GAZ	KIT DE RÉPARATION	BRIDE	RACCORD DE CHARGE
ITA ORDINE	CILINDRO AD AZOTO	KIT DI MANUTENZIONE	FLANGE	ADATTATORE DI CARICO
ESP PEDIDO	RESORTE DE GAS	KIT DE REPARACION	BRIDA	ADAPTADOR DE CARGA
POR PEDIDO	CILINDRO DE GÁS	KIT DE MANUTENÇÃO	FLANGE	ADAPTADOR DE CARGA

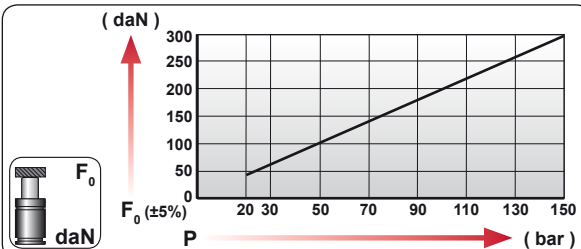
APFA 250

150

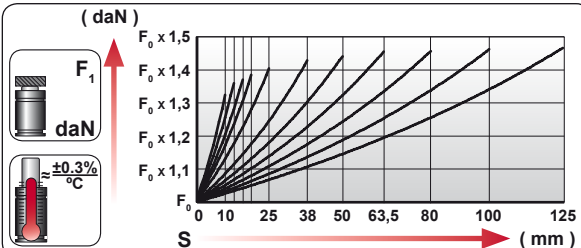
BMW B2 4006	FORD W-DX35-6203	PSA E24.54.815.G
	GM 90.25	RENAULT EM24.54.700
VW 39D 878		NISSAN K32S0



CODE	S (mm)	L1 ±0,25 (mm)	L (mm)	Kg.
APFA 250 010	10	70	60	0.41
APFA 250 012	12.7	75.4	62.7	0.42
APFA 250 016	16	82	66	0.43
APFA 250 019	19	88	69	0.44
APFA 250 025	25	100	75	0.47
APFA 250 038	38	126	88	0.53
APFA 250 050	50	150	100	0.58
APFA 250 063	63.5	177	113.5	0.64
APFA 250 080	80	210	130	0.71
APFA 250 100	100	250	150	0.80
APFA 250 125	125	300	175	0.90

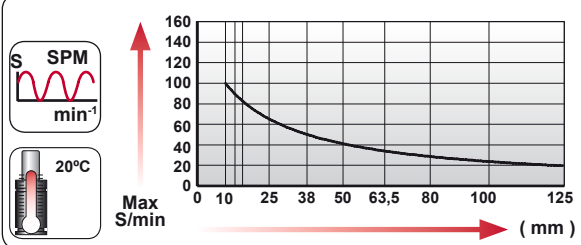


CODE		Pressure			
		bar	psi		
APFA 250 050		125	1810	250	360
APFA-H 250 050		0	0	---	---



	ENG ORDER		
	DEU BESTELLUNG	daN	mm
	FRA COMMANDE		
	ITA ORDINE		
	ESP PEDIDO		
POR PEDIDO			

APFA 250 050



--	--	--	--	--	--	--	--

N ₂	Smax < 90%	Vmax 1,6 m/s	bar psi	bar psi	°C °F	°C °F	600 CP-
			20 290	150 2175	0 32	80 176	

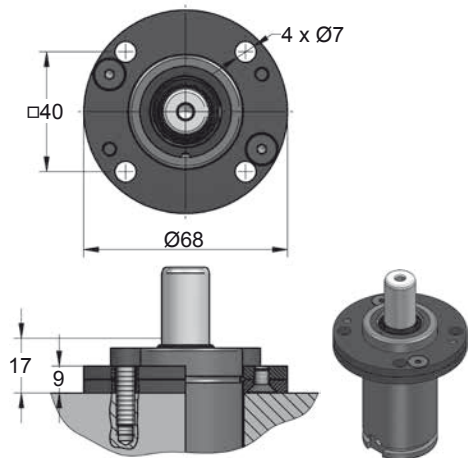


APFA 250 MOUNTS

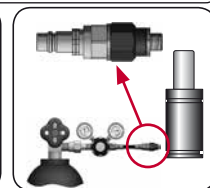
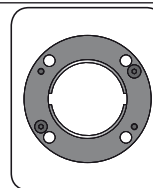
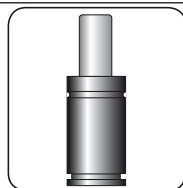
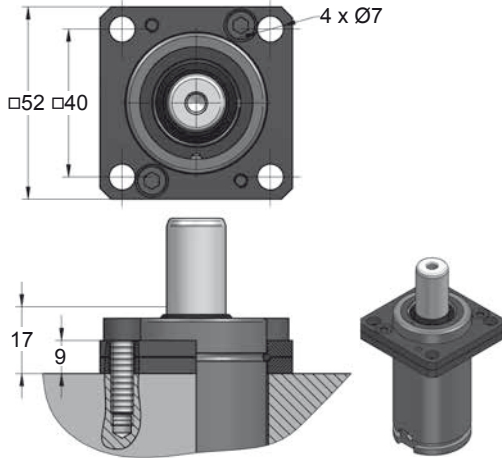
ISO

MODEL	X	CW 500 KZ 500	AS 500 AS 300	CT 550 CK 570 FD 300	CD 500 CM 500	APFA 250	CPH 850 CP 1000	CS 1000
SERIES	MINI	COMPACT HEIGHT	THREADED	LOW PROFILE	HEAVY DUTY	ISO	HEAVY LOAD	POWER COMPACT STROKE

A14-038



A34-038



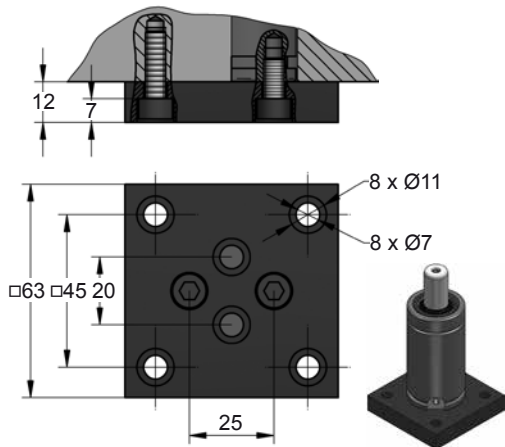
CODE	APFA 250 050	KIT S-XXXXXXX KIT C-XXXXXXX	A14-038	06 CG 2-Q
ENG ORDER	GAS SPRING	REPAIR KIT	FLANGE	CHARGING ADAPTER
DEU BESTELLUNG	GASDRUCKFEDER	ERSATZTEILSATZ	FLANSCH	LADEADAPTER
FRA COMMANDE	RESSORT À GAZ	KIT DE RÉPARATION	BRIDE	RACCORD DE CHARGE
ITA ORDINE	CILINDRO AD AZOTO	KIT DI MANUTENZIONE	FLANGE	ADATTATORE DI CARICO
ESP PEDIDO	RESORTE DE GAS	KIT DE REPARACION	BRIDA	ADAPTADOR DE CARGA
POR PEDIDO	CILINDRO DE GÁS	KIT DE MANUTENÇÃO	FLANGE	ADAPTADOR DE CARGA

APFA 250 MOUNTS

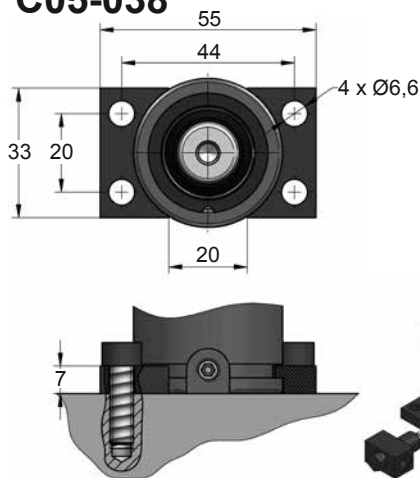


150

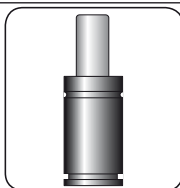
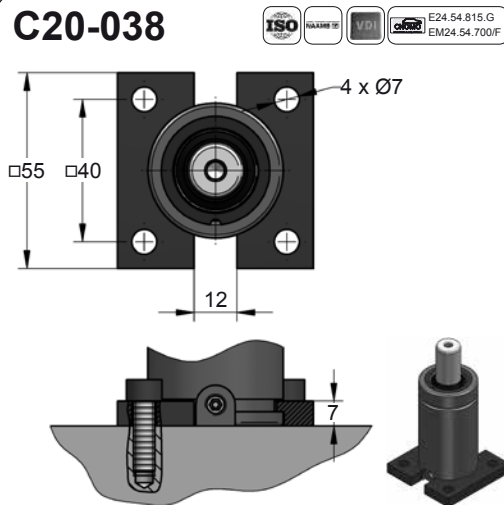
B76-038



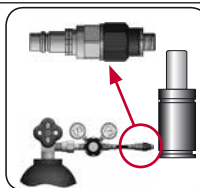
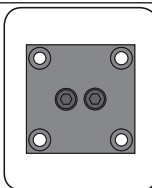
C05-038



C20-038



**SEAL
KIT S-XXXXXXX**
**CARTRIDGE
KIT C-XXXXXXX**



CODE	APFA 250 050	KIT S-XXXXXXX KIT C-XXXXXXX	B76-038	06 CG 2-Q
ENG	ORDER	GAS SPRING	REPAIR KIT	FLANGE
DEU	BESTELLUNG	GASDRUCKFEDER	ERSATZTEILSATZ	FLANSCHEN
FRA	COMMANDE	RESSORT À GAZ	KIT DE RÉPARATION	BRIDE
ITA	ORDINE	CILINDRO AD AZOTO	KIT DI MANUTENZIONE	FLANGE
ESP	PEDIDO	RESORTE DE GAS	KIT DE REPARACION	BRIDA
POR	PEDIDO	CILINDRO DE GÁS	KIT DE MANUTENÇÃO	FLANGE
				CHARGING ADAPTER
				LADEADAPTER
				RACCORD DE CHARGE
				ADATTATORE DI CARICO
				ADAPTADOR DE CARGA
				ADAPTADOR DE CARGA

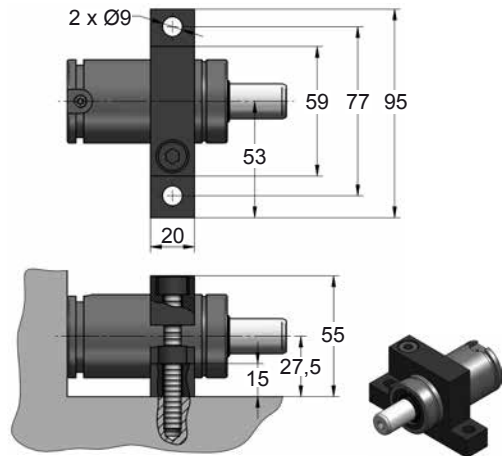


APFA 250 MOUNTS

ISO

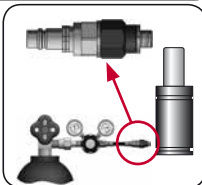
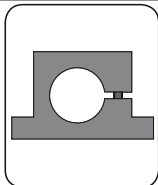



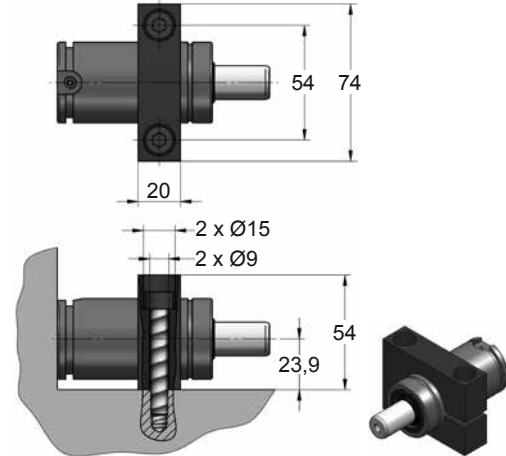
D02-038

E24.54.815.G



D67-038

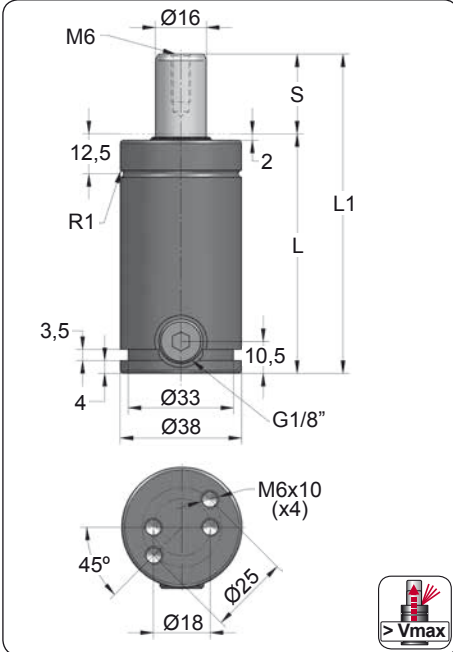
VDI



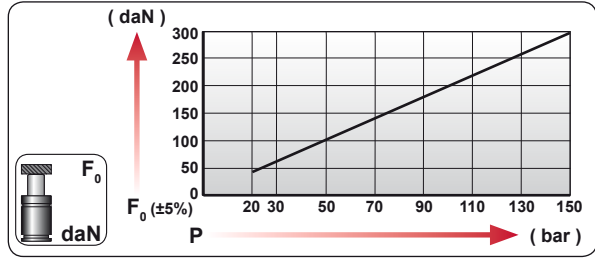
CODE	APFA 250 050	KIT S-XXXXXXX KIT C-XXXXXXX	D02-038	06 CG 2-Q
ENG	ORDER	GAS SPRING	REPAIR KIT	CHARGING ADAPTER
DEU	BESTELLUNG	GASDRUCKFEDER	ERSATZTEILSATZ	LADEADAPTER
FRA	COMMANDE	RESSORT À GAZ	KIT DE RÉPARATION	RACCORD DE CHARGE
ITA	ORDINE	CILINDRO AD AZOTO	KIT DI MANUTENZIONE	ADATTATORE DI CARICO
ESP	PEDIDO	RESORTE DE GAS	KIT DE REPARACION	ADAPTADOR DE CARGA
POR	PEDIDO	CILINDRO DE GÁS	KIT DE MANUTENÇÃO	ADAPTADOR DE CARGA

APFC-H 250

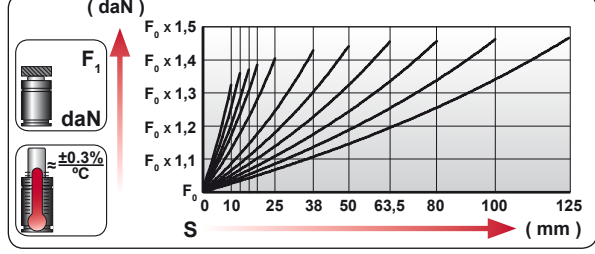
150



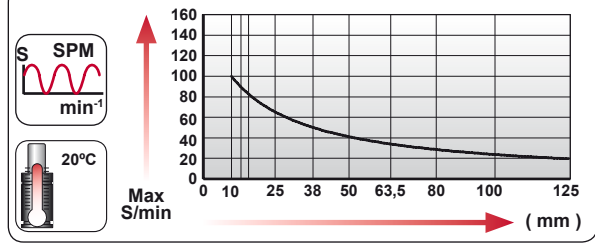
ORDER	S (mm)	L1 ±0,25 (mm)	L (mm)	Kg.
APFC-H 250 010	10	70	60	0.41
APFC-H 250 012	12.7	75.4	62.7	0.43
APFC-H 250 016	16	82	66	0.45
APFC-H 250 019	19	88	69	0.47
APFC-H 250 025	25	100	75	0.50
APFC-H 250 038	38	126	88	0.58
APFC-H 250 050	50	150	100	0.65
APFC-H 250 063	63.5	177	113.5	0.73
APFC-H 250 080	80	210	130	0.83
APFC-H 250 100	100	250	150	0.95
APFC-H 250 125	125	300	175	1.10



CODE				
		bar psi	daN	daN
-----		--- --	---	---
APFC-H 250 050		0 0	---	---

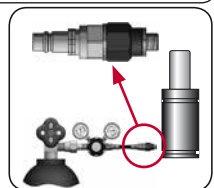
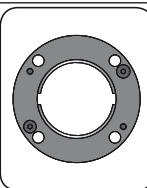
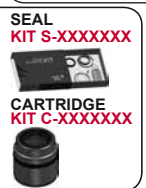
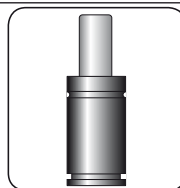

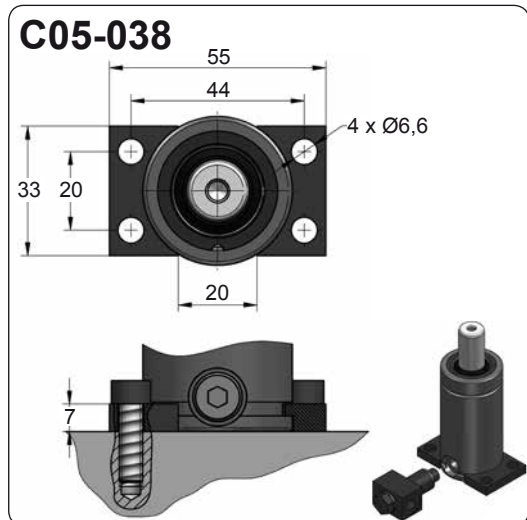
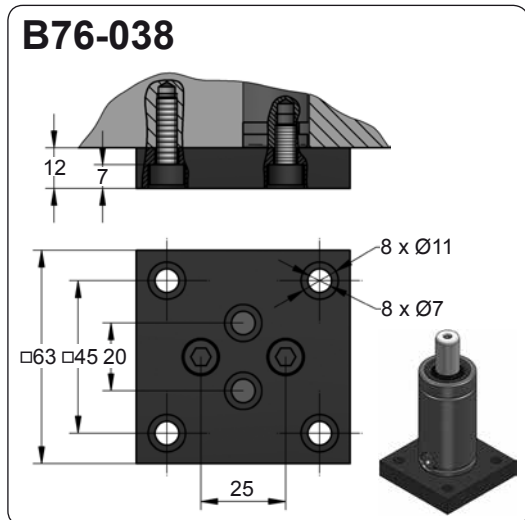
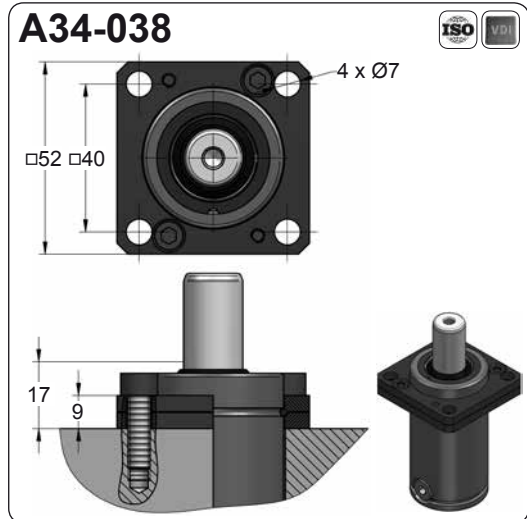
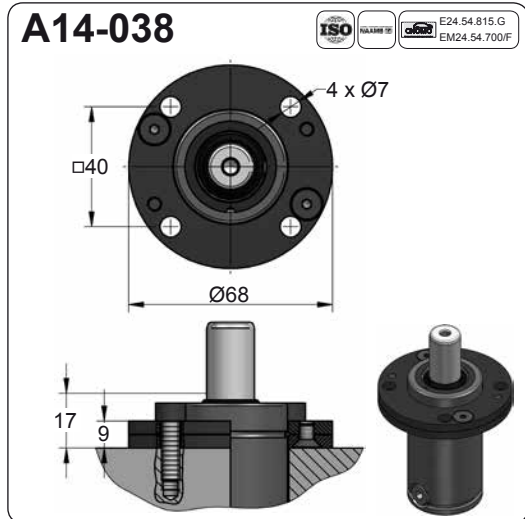


	ENG ORDER DEU BESTELLUNG FRA COMMANDE ITA ORDINE ESP PEDIDO POR PEDIDO	 daN	 mm
APFC-H 250 50			
APFC-H 250 050			



N ₂	S _{max} < 90%	V _{max} 1,6 m/s	P _{min} (20°C)	P _{max} (20°C)	T _{min}	T _{max}	600 CP-

bar psi	bar psi	°C °F	°C °F
20 290	150 2175	0 32	80 176

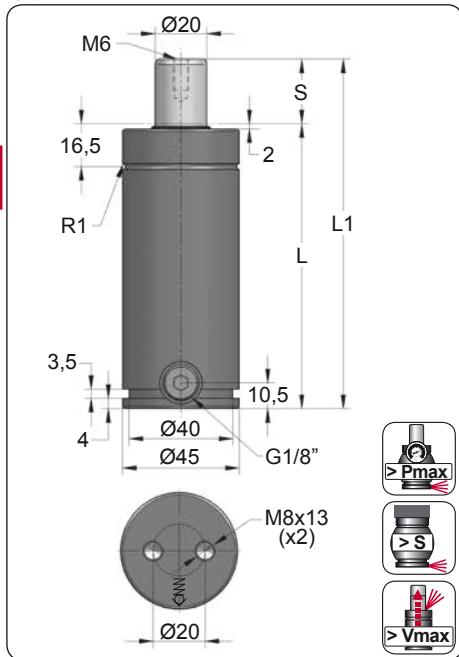


CODE	APFC-H 250 050	KIT S-XXXXXXX KIT C-XXXXXXX	A14-038	SKK 12R 1/8
ENG ORDER	GAS SPRING	REPAIR KIT	FLANGE	CHARGING ADAPTER
DEU BESTELLUNG	GASDRUCKFEDER	ERSATZTEILSATZ	FLANSCHEN	LADEADAPTER
FRA COMMANDE	RESSORT À GAZ	KIT DE RÉPARATION	BRIDE	RACCORD DE CHARGE
ITA ORDINE	CILINDRO AD AZOTO	KIT DI MANUTENZIONE	FLANGE	ADATTATORE DI CARICO
ESP PEDIDO	RESORTE DE GAS	KIT DE REPARACION	BRIDA	ADAPTADOR DE CARGA
POR PEDIDO	CILINDRO DE GAS	KIT DE MANUTENÇÃO	FLANGE	ADAPTADOR DE CARGA

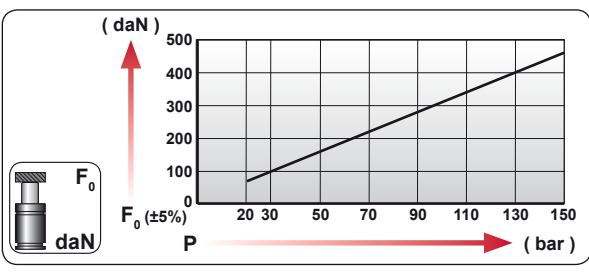
APF 500

150

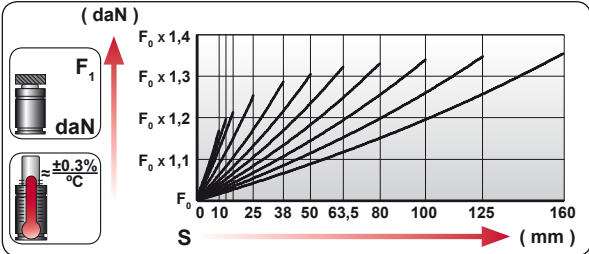
BMW B2 4006		PSA E24.54.815.G
MB B8 3180 220 000 001	GM 90.25	RENAULT EM24.54.700
VW 39D 878		NISSAN K32S0



ORDER	S (mm)	L1 ±0,25 (mm)	L (mm)	Kg.	ISO 11901
APF 500 010	10	105	95	0.88	
APF 500 012	12.7	110.4	97.7	0.89	
APF 500 016	16	117	101	0.91	
APF 500 025	25	135	110	0.95	
APF 500 038	38	161	123	1.02	
APF 500 050	50	185	135	1.08	
APF 500 063	63.5	212	148.5	1.14	
APF 500 080	80	245	165	1.23	
APF 500 100	100	285	185	1.33	
APF 500 125	125	335	210	1.45	
APF 500 160	160	405	245	1.63	



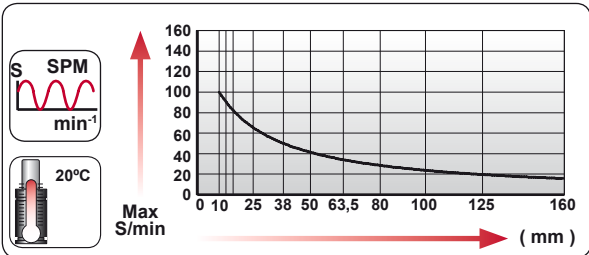
CODE	Pressure (bar/psi)	F ₀ (daN)	F ₁ (daN)
APF 500 050	150 / 2175	470	615
APF-H 500 050	0 / 0	---	---



ENG	ORDER
DEU	BESTELLUNG
FRA	COMMANDE
ITA	ORDINE
ESP	PEDIDO
POR	PEDIDO

APF 500 50

APF 500 050





















--	--	--	--	--	--

N ₂	Smax < 90%	Vmax 1,6 m/s	bar psi	bar psi	°C °F	°C °F	600 CP-
			20 290	150 2175	0 32	80 176	



APF 500 MOUNTS

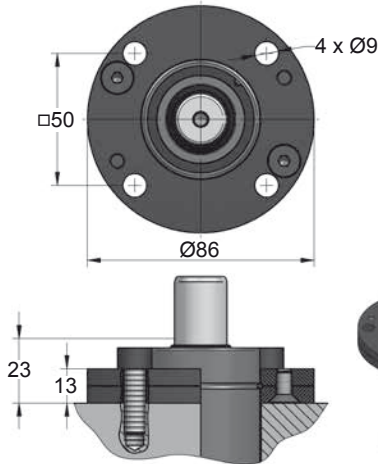
ISO

 s mm  mm  L1 mm	 <p>50 Ø45 L1=132 L1=147</p>	 <p>50 Ø45 L1=132</p>	 <p>50 Ø45 L1=150 L1=150</p>	 <p>50 Ø45 L1=160 L1=185</p>	 <p>50 Ø45 L1=185</p>	 <p>50 Ø45 L1=160</p>		
MODEL	✗	CW 750 KZ 750	AS 700	CK 750 FD 500	CM 600 CD 700	APF 500	CPH 1250	✗
SERIES	MINI 	COMPACT HEIGHT 	THREADED 	LOW PROFILE 	HEAVY DUTY 	ISO 	HEAVY LOAD 	POWER COMPACT STROKE 

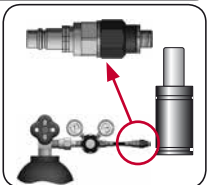
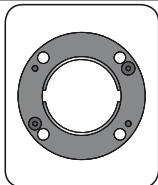
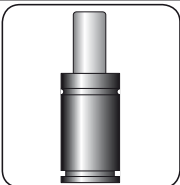
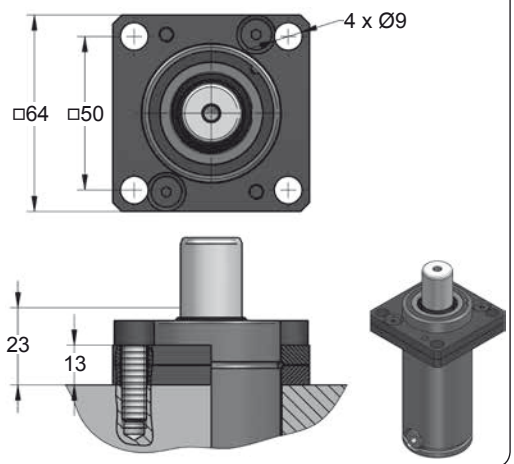
A14-045



E24.54.815.G
EM24.54.700.F



A34-045



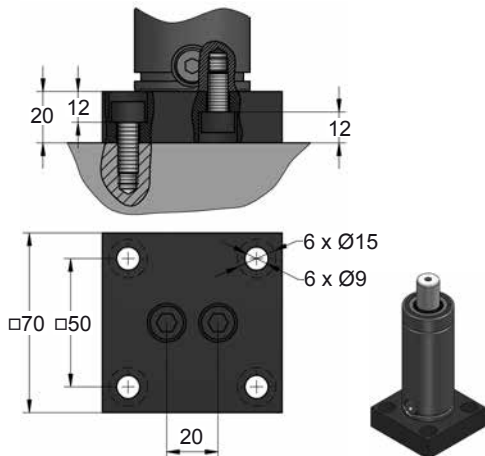
CODE	APF 500 050	KIT S-XXXXXXX KIT C-XXXXXXX	A14-045	18 CG 1-Q
ENG ORDER	GAS SPRING	REPAIR KIT	FLANGE	CHARGING ADAPTER
DEU BESTELLUNG	GASDRUCKFEDER	ERSATZTEILSATZ	FLANSCHEN	LADEADAPTER
FRA COMMANDE	RESSORT À GAZ	KIT DE RÉPARATION	BRIDE	RACCORD DE CHARGE
ITA ORDINE	CILINDRO AD AZOTO	KIT DI MANUTENZIONE	FLANGE	ADATTATORE DI CARICO
ESP PEDIDO	RESORTE DE GAS	KIT DE REPARACION	BRIDA	ADAPTADOR DE CARGA
POR PEDIDO	CILINDRO DE GÁS	KIT DE MANUTENÇÃO	FLANGE	ADAPTADOR DE CARGA

APF 500 MOUNTS

150

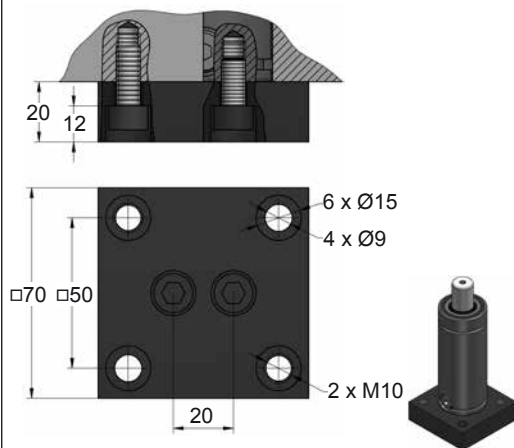
AZOL
GAS

B21-045

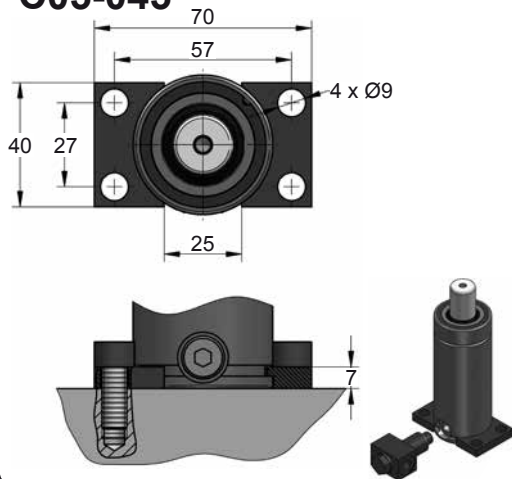


B76-045

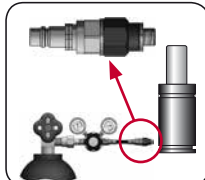
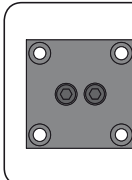
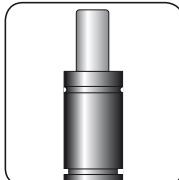
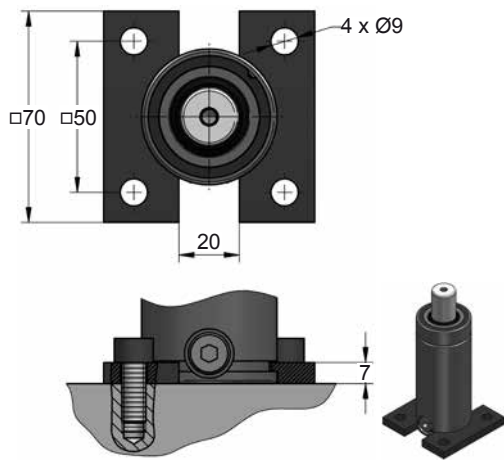
E24.54.815.G



C05-045



C20-045

 E24.54.815.G
 EM24.54.700/F


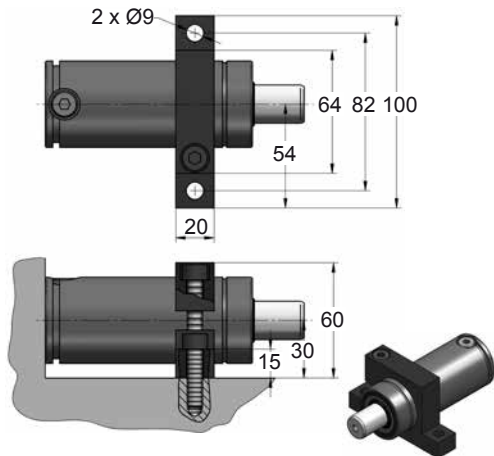
CODE	APF 500 050	KIT S-XXXXXXX KIT C-XXXXXXX	B21-045	18 CG 1-Q
ENG ORDER	GAS SPRING	REPAIR KIT	FLANGE	CHARGING ADAPTER
DEU BESTELLUNG	GASDRUCKFEDER	ERSATZTEILSATZ	FLANSCHEN	LADEADAPTER
FRA COMMANDE	RESSORT À GAZ	KIT DE RÉPARATION	BRIDE	RACCORD DE CHARGE
ITA ORDINE	CILINDRO AD AZOTO	KIT DI MANUTENZIONE	FLANGE	ADATTATORE DI CARICO
ESP PEDIDO	RESORTE DE GAS	KIT DE REPARACION	BRIDA	ADAPTADOR DE CARGA
POR PEDIDO	CILINDRO DE GAS	KIT DE MANUTENÇÃO	FLANGE	ADAPTADOR DE CARGA



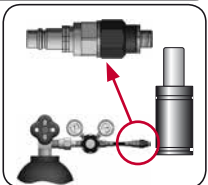
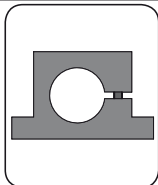



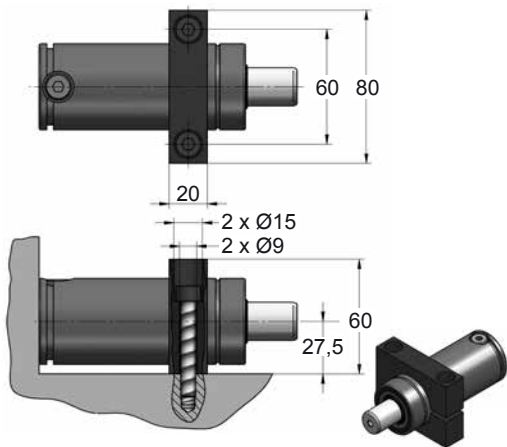
APF 500 MOUNTS

ISO

D02-045



D67-045

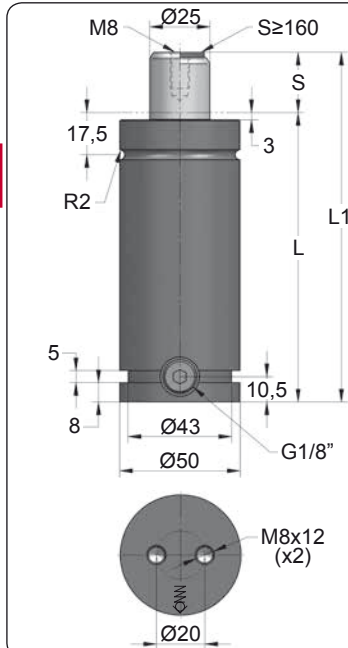


CODE	APF 500 050	KIT S-XXXXXXX KIT C-XXXXXXX	D02-045	18 CG 1-Q	
ENG	ORDER	GAS SPRING	REPAIR KIT	FLANGE	CHARGING ADAPTER
DEU	BESTELLUNG	GASDRUCKFEDER	ERSATZTEILSATZ	FLANSCHEN	LADEADAPTER
FRA	COMMANDE	RESSORT À GAZ	KIT DE RÉPARATION	BRIDE	RACCORD DE CHARGE
ITA	ORDINE	CILINDRO AD AZOTO	KIT DI MANUTENZIONE	FLANGE	ADATTATORE DI CARICO
ESP	PEDIDO	RESORTE DE GAS	KIT DE REPARACION	BRIDA	ADAPTADOR DE CARGA
POR	PEDIDO	CILINDRO DE GÁS	KIT DE MANUTENÇÃO	FLANGE	ADAPTADOR DE CARGA

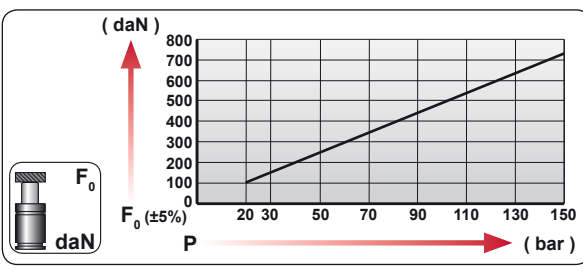
AG 750

150

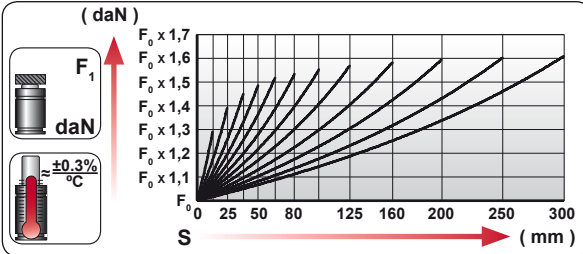
BMW B2 4006	FORD W-DX35-6203	PSA E24.54.815.G
MB B8 3180 220 000 001	GM 90.25	RENAULT EM24.54.700
VW 39D 878		NISSAN K32S0



ORDER	S (mm)	L1 ±0,25 (mm)	L (mm)	Kg.
AG 750 012	12.7	120.4	107.7	1.27
AG 750 025	25	145	120	1.37
AG 750 038	38	171	133	1.48
AG 750 050	50	195	145	1.58
AG 750 063	63.5	222	158.5	1.69
AG 750 080	80	255	175	1.83
AG 750 100	100	295	195	1.99
AG 750 125	125	345	220	2.19
AG 750 160 *	160	415	255	2.48
AG 750 200 *	200	495	295	2.81
AG 750 250 *	250	595	345	3.22
AG 750 300 *	300	695	395	3.63



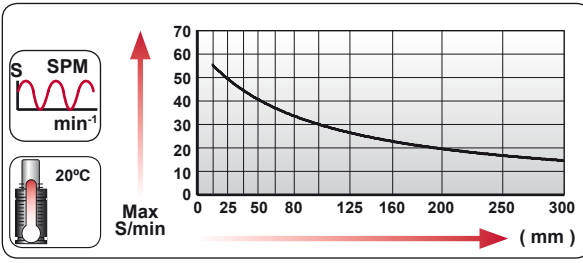
CODE	Valve Diagram	Pressure		Force	
		bar	psi	daN	daN
AG 750 050		150	2175	740	1100
AG-H 750 050		0	0	---	---



	ENG ORDER		
	DEU BESTELLUNG		
	FRA COMMANDE		
	ITA ORDINE		
	ESP PEDIDO		
POR PEDIDO			

AG 750 50

AG 750 050

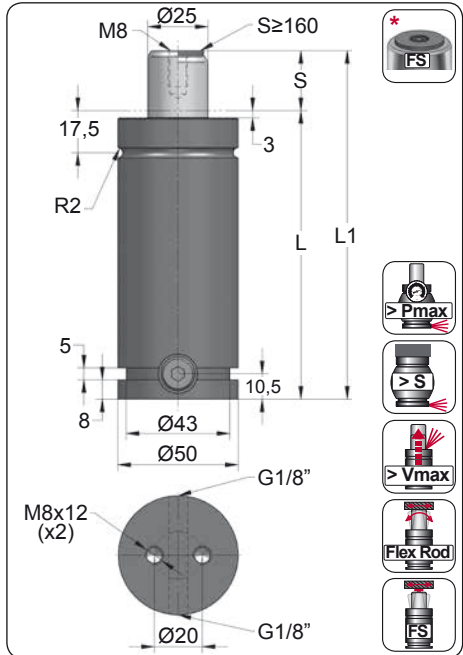


--	--	--	--	--	--	--	--

N ₂	Smax < 90%	Vmax 2 m/s	bar psi 20 290	bar psi 150 2175	°C °F 0 32	°C °F 80 176	600 CP-
----------------	------------	------------	----------------	------------------	------------	--------------	---------

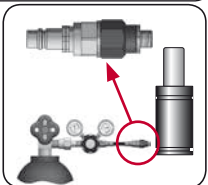
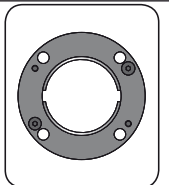
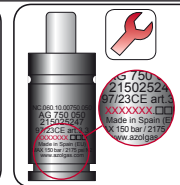
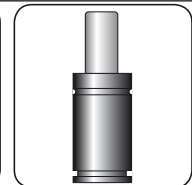
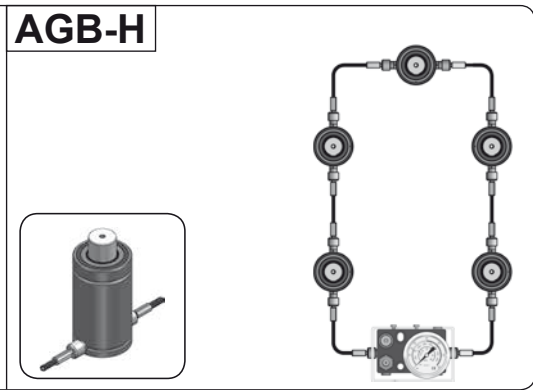
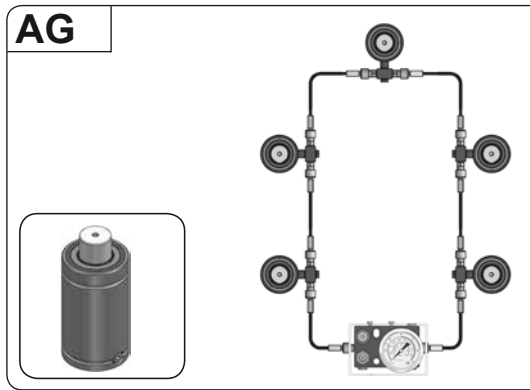
AZOL GAS AGB-H 750

			RENAULT EM24.54.700
--	--	--	---------------------



ORDER	S (mm)	L1 ±0,25 (mm)	L (mm)	Kg.
AGB-H 750 012	12.7	120.4	107.7	1.20
AGB-H 750 025	25	145	120	1.42
AGB-H 750 038	38	171	133	1.50
AGB-H 750 050	50	195	145	1.60
AGB-H 750 063	63.5	222	158.5	1.70
AGB-H 750 080	80	255	175	1.90
AGB-H 750 100	100	295	195	2.14
AGB-H 750 125	125	345	220	2.30
AGB-H 750 160 *	160	415	255	2.58
AGB-H 750 200 *	200	495	295	2.92
AGB-H 750 250 *	250	595	345	3.37
AGB-H 750 300 *	300	695	395	3.82

CODE					
		bar	psi		
-----		---	---	---	---
AGB-H 750 050		0	0	---	---



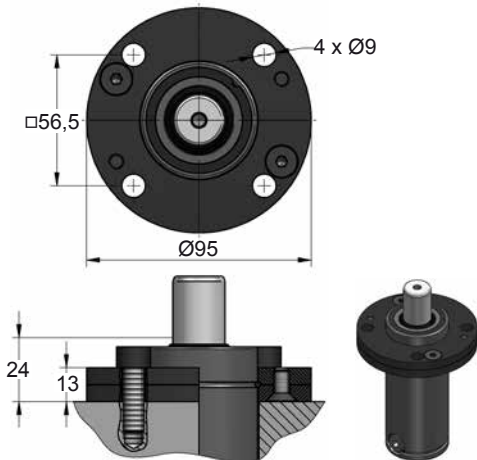
CODE	AG 750 050 AGB-H 750 050	KIT S-XXXXXXX KIT C-XXXXXXX	A14-050	18 CG 1-Q SKK 12R 1/8
ENG ORDER	GAS SPRING	REPAIR KIT	FLANGE	CHARGING ADAPTER
DEU BESTELLUNG	GASDRUCKFEDER	ERSATZTEILSATZ	FLANSCHEN	LADEADAPTER
FRA COMMANDE	RESSORT À GAZ	KIT DE RÉPARATION	BRIDE	RACCORD DE CHARGE
ITA ORDINE	CILINDRO AD AZOTO	KIT DI MANUTENZIONE	FLANGE	ADATTATORE DI CARICO
ESP PEDIDO	RESORTE DE GAS	KIT DE REPARACION	BRIDA	ADAPTADOR DE CARGA
POR PEDIDO	CILINDRO DE GÁS	KIT DE MANUTENÇÃO	FLANGE	ADAPTADOR DE CARGA

AG 750 MOUNTS

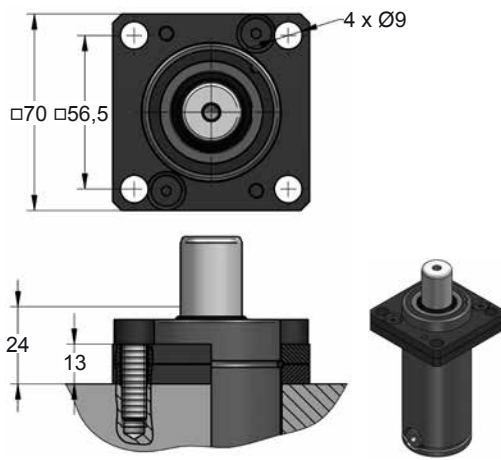
150

**AZOL
GAS**

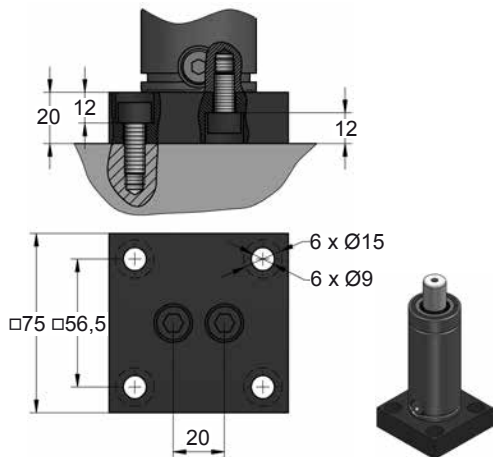

A14-050



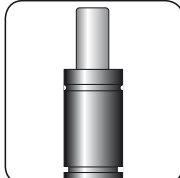
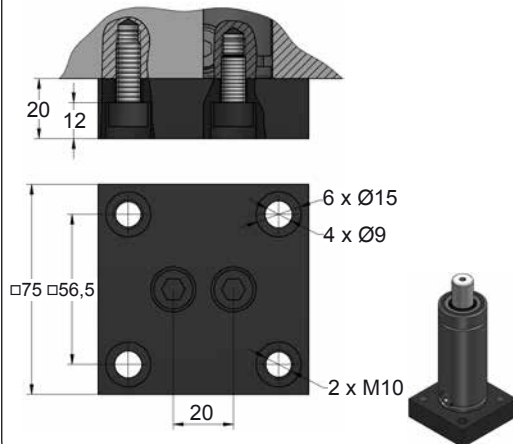
A34-050



B21-050



B76-050



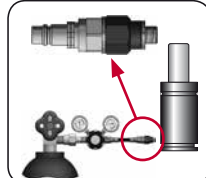

SEAL

KIT S-XXXXXXX



CARTRIDGE

KIT C-XXXXXXX



CODE

AG 750 050

KIT S-XXXXXXX
KIT C-XXXXXXX

A14-050

18 CG 1-Q

ENG ORDER
DEU BESTELLUNG
FRA COMMANDE
ITA ORDINE
ESP PEDIDO
POR PEDIDO

GAS SPRING
GASDRUCKFEDER
RESSORT À GAZ
CILINDRO AD AZOTO
RESORTE DE GAS
CILINDRO DE GAS

REPAIR KIT
ERSATZTEILSATZ
KIT DE RÉPARATION
KIT DI MANUTENZIONE
KIT DE REPARACION
KIT DE MANUTENÇÃO

FLANGE
FLANSCH
BRIDE
FLANGE
BRIDA
FLANGE

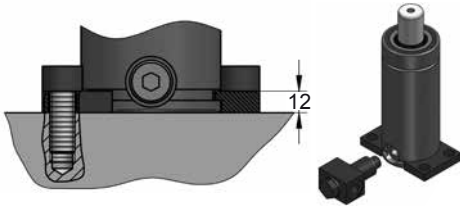
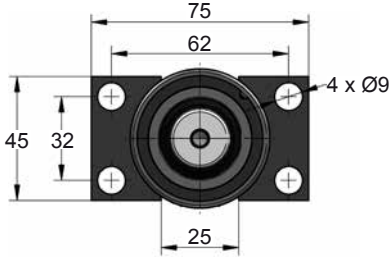
CHARGING ADAPTER
LADEADAPTER
RACCORD DE CHARGE
ADATTATORE DI CARICO
ADAPTADOR DE CARGA
ADAPTADOR DE CARGA



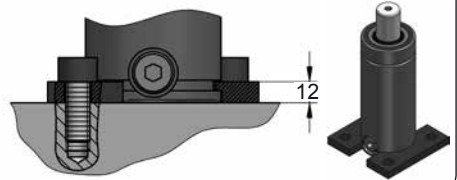
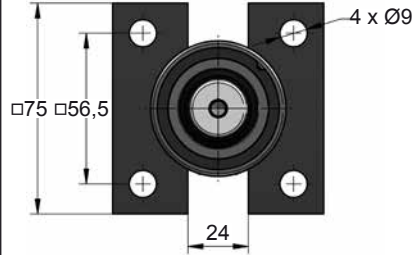
AG 750 MOUNTS

150

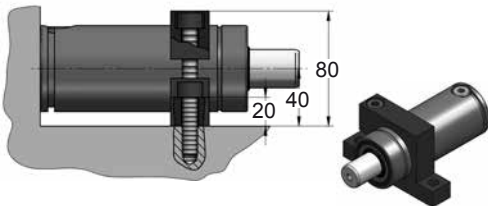
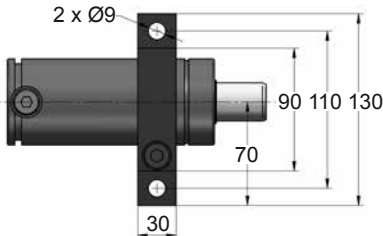
C05-050



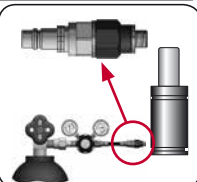
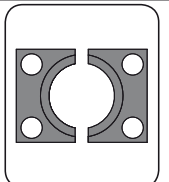
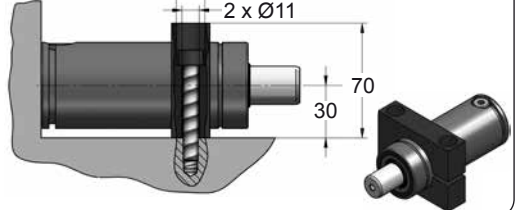
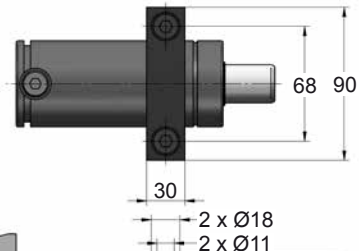
C20-050



D02-050



D67-050

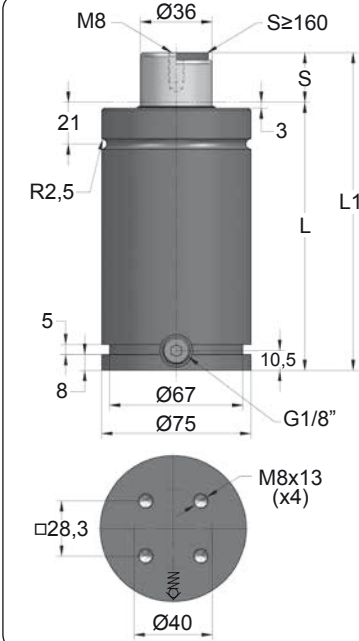


CODE	AG 750 050	KIT S-XXXXXXX KIT C-XXXXXXX	C05-050	18 CG 1-Q
ENG	ORDER	GAS SPRING	REPAIR KIT	CHARGING ADAPTER
DEU	BESTELLUNG	GASDRUCKFEDER	ERSATZTEILSATZ	LADEADAPTER
FRA	COMMANDE	RESSORT À GAZ	KIT DE RÉPARATION	RACCORD DE CHARGE
ITA	ORDINE	CILINDRO AD AZOTO	KIT DI MANUTENZIONE	ADATTATORE DI CARICO
ESP	PEDIDO	RESORTE DE GAS	KIT DE REPARACION	ADAPTADOR DE CARGA
POR	PEDIDO	CILINDRO DE GÁS	KIT DE MANUTENÇÃO	ADAPTADOR DE CARGA

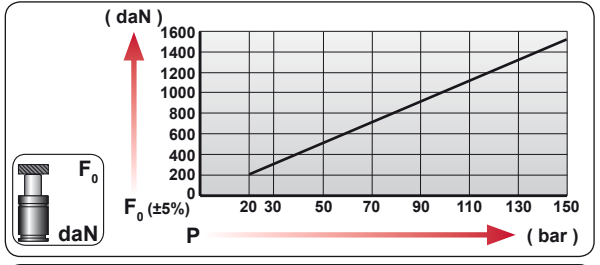
AG 1500

150

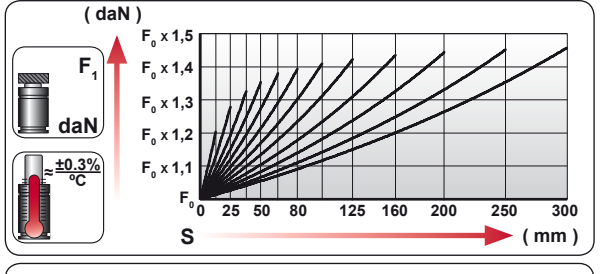
BMW B2 4006	FORD W-DX35-6203	PSA E24.54.815.G
MB B8 3180 220 000 001	GM 90.25	RENAULT EM24.54.700
VW 39D 878		NISSAN K32S0



ORDER	S (mm)	L1 ±0,25 (mm)	L (mm)	Kg.
AG 1500 012	12.7	135.4	122.7	3.11
AG 1500 025	25	160	135	3.29
AG 1500 038	38	186	148	3.48
AG 1500 050	50	210	160	3.65
AG 1500 063	63.5	237	173.5	3.85
AG 1500 080	80	270	190	4.09
AG 1500 100	100	310	210	4.38
AG 1500 125	125	360	235	4.75
AG 1500 160 *	160	430	270	5.26
AG 1500 200 *	200	510	310	5.85
AG 1500 250 *	250	610	360	6.58
AG 1500 300 *	300	710	410	7.31



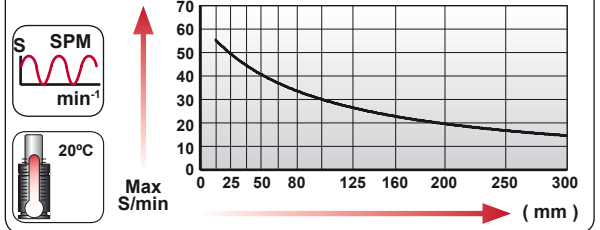
CODE	Valve Icon	Pressure		Force	
		bar	psi	daN	daN
AG 1500 050		150	2175	1530	2070
AG-H 1500 050		0	0	---	---



	ENG ORDER		
	DEU BESTELLUNG		
	FRA COMMANDE		
	ITA ORDINE		
	ESP PEDIDO		
POR PEDIDO			

AG 1500 50

AG 1500 050



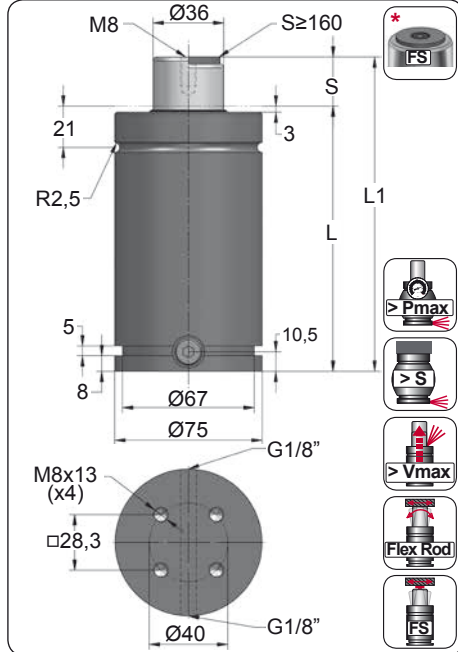
--	--	--	--	--	--	--	--

N ₂	Smax < 90%	Vmax 2 m/s	bar psi 20 290	bar psi 150 2175	°C °F 0 32	°C °F 80 176	600 CP-
----------------	------------	------------	----------------	------------------	------------	--------------	---------

AZOL GAS AGB-H 1500

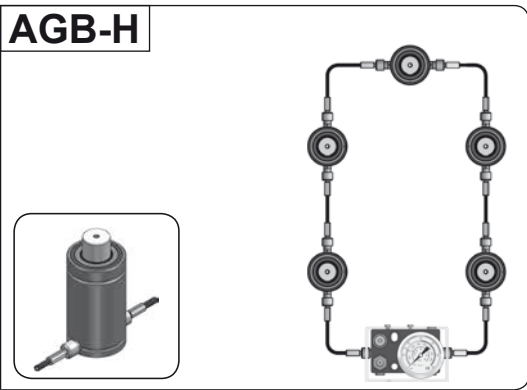
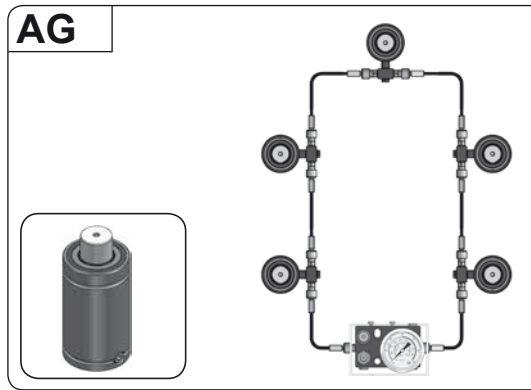
ISO

			RENAULT EM24.54.700
--	--	--	---------------------



ORDER	S (mm)	L1 ±0,25 (mm)	L (mm)	Kg.
AGB-H 1500 012	12.7	135.4	122.7	2.98
AGB-H 1500 025	25	160	135	3.23
AGB-H 1500 038	38	186	148	3.50
AGB-H 1500 050	50	210	160	3.74
AGB-H 1500 063	63.5	237	173.5	4.02
AGB-H 1500 080	80	270	190	4.35
AGB-H 1500 100	100	310	210	4.76
AGB-H 1500 125	125	360	235	5.27
AGB-H 1500 160 *	160	430	270	5.99
AGB-H 1500 200 *	200	510	310	6.80
AGB-H 1500 250 *	250	610	360	7.82
AGB-H 1500 300 *	300	710	410	8.85

CODE				F ₀ daN	F ₁ daN
		bar	psi		
-----		---	---	---	---
AGB-H 1500 050		0	0	---	---



SEAL KIT S-XXXXXXX

CARTRIDGE KIT C-XXXXXXX

CODE	AG 1500 050 AGB-H 1500 050	KIT S-XXXXXXX KIT C-XXXXXXX	A14-075	18 CG 1-Q SKK 12R 1/8
ENG ORDER	GAS SPRING	REPAIR KIT	FLANGE	CHARGING ADAPTER
DEU BESTELLUNG	GASDRUCKFEDER	ERSATZTEILSATZ	FLANSCHEN	LADEADAPTER
FRA COMMANDE	RESSORT À GAZ	KIT DE RÉPARATION	BRIDE	RACCORD DE CHARGE
ITA ORDINE	CILINDRO AD AZOTO	KIT DI MANUTENZIONE	FLANGE	ADATTATORE DI CARICO
ESP PEDIDO	RESORTE DE GAS	KIT DE REPARACION	BRIDA	ADAPTADOR DE CARGA
POR PEDIDO	CILINDRO DE GÁS	KIT DE MANUTENÇÃO	FLANGE	ADAPTADOR DE CARGA

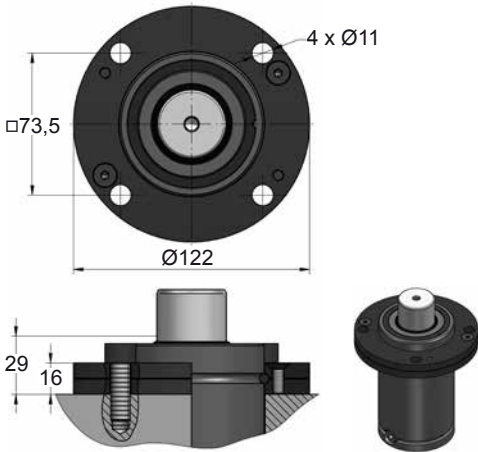
AG 1500 MOUNTS

AZOL
GAS

150

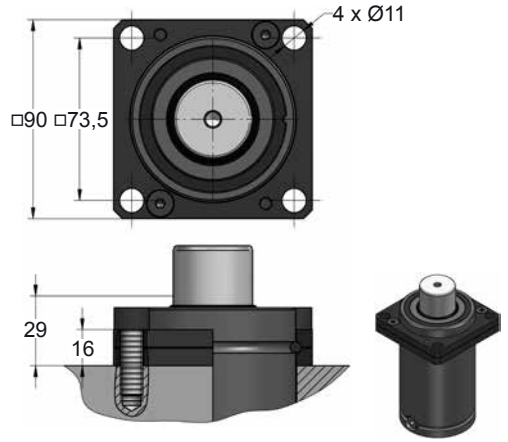
A14-075



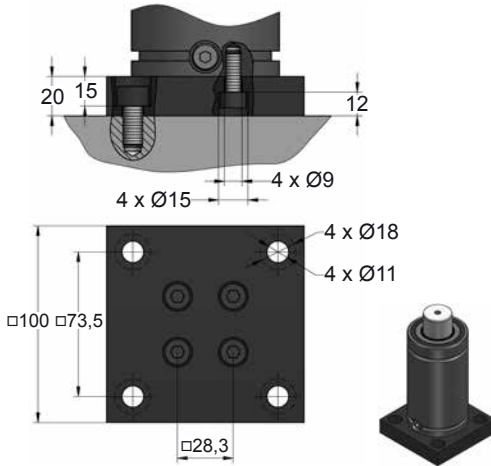

 E24.54.815.G
 EM24.54.700F


A34-075



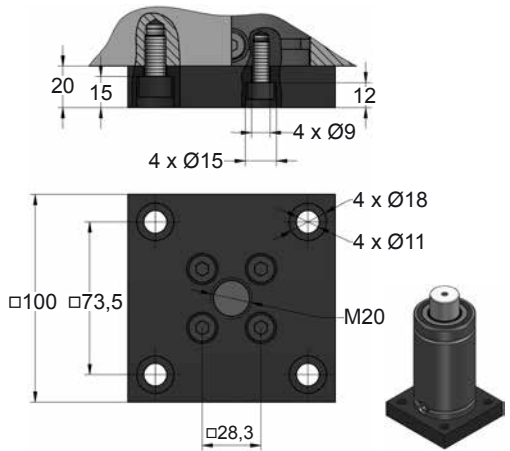


B21-075

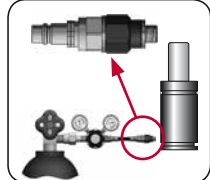
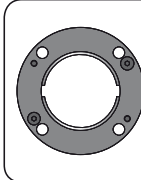

 EM24.54.700F


B76-075




 E24.54.815.G
 EM24.54.700F

SEAL
KIT S-XXXXXXX

CARTRIDGE
KIT C-XXXXXXX



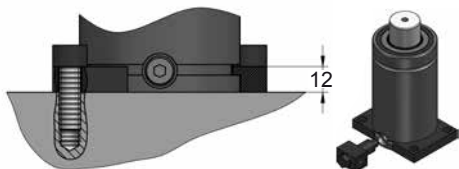
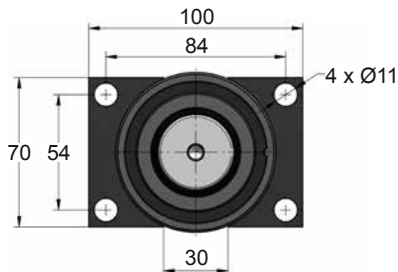
CODE	AG 1500 050	KIT S-XXXXXXX KIT C-XXXXXXX	A14-075	18 CG 1-Q
ENG ORDER	GAS SPRING	REPAIR KIT	FLANGE	CHARGING ADAPTER
DEU BESTELLUNG	GASDRUCKFEDER	ERSATZTEILSATZ	FLANSCHEN	LADEADAPTER
FRA COMMANDE	RESSORT À GAZ	KIT DE RÉPARATION	BRIDE	RACCORD DE CHARGE
ITA ORDINE	CILINDRO AD AZOTO	KIT DI MANUTENZIONE	FLANGE	ADATTATORE DI CARICO
ESP PEDIDO	RESORTE DE GAS	KIT DE REPARACION	BRIDA	ADAPTADOR DE CARGA
POR PEDIDO	CILINDRO DE GÁS	KIT DE MANUTENÇÃO	FLANGE	ADAPTADOR DE CARGA



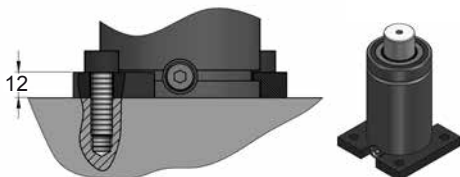
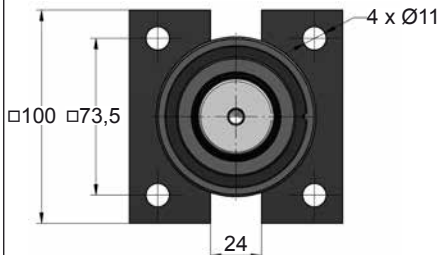
AG 1500 MOUNTS

ISO

C05-075

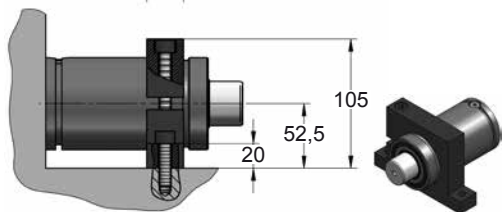
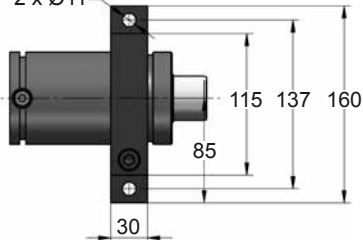


C20-075

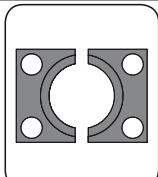
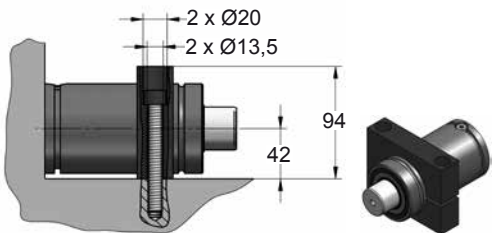
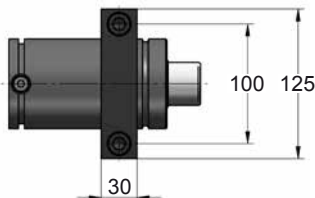


D02-075

2 x Ø11



D67-075

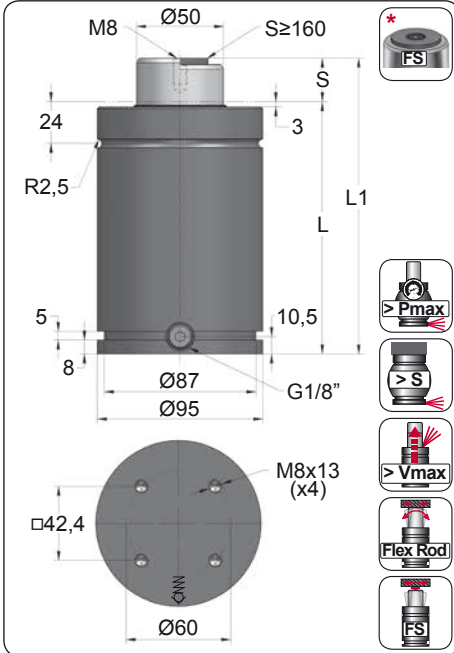


CODE	AG 1500 050	KIT S-XXXXXXX KIT C-XXXXXXX	C05-075	18 CG 1-Q
ENG ORDER	GAS SPRING	REPAIR KIT	FLANGE	CHARGING ADAPTER
DEU BESTELLUNG	GASDRUCKFEDER	ERSATZTEILSATZ	FLANSCHEN	LADEADAPTER
FRA COMMANDE	RESSORT À GAZ	KIT DE RÉPARATION	BRIDE	RACCORD DE CHARGE
ITA ORDINE	CILINDRO AD AZOTO	KIT DI MANUTENZIONE	FLANGE	ADATTATORE DI CARICO
ESP PEDIDO	RESORTE DE GAS	KIT DE REPARACION	BRIDA	ADAPTADOR DE CARGA
POR PEDIDO	CILINDRO DE GÁS	KIT DE MANUTENÇÃO	FLANGE	ADAPTADOR DE CARGA

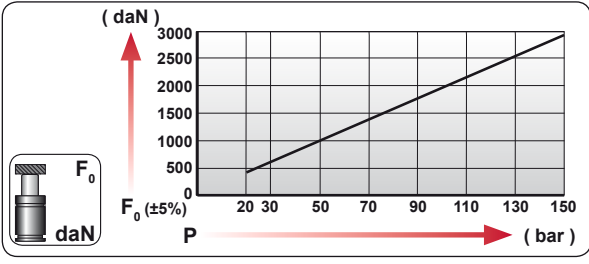
AG 3000

150

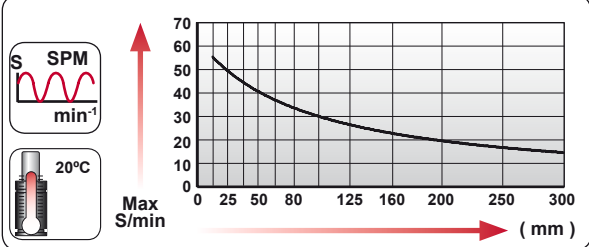
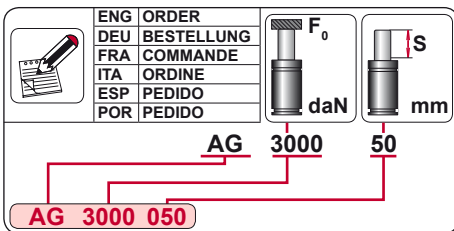
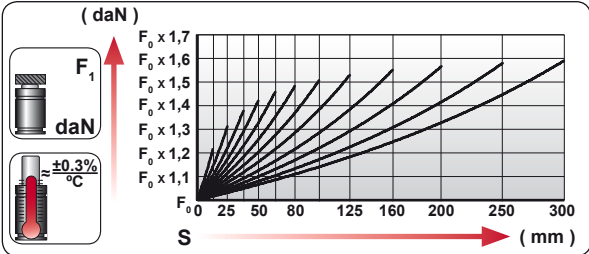
BMW B2 4006	FORD W-DX35-6203	PSA E24.54.815.G
MB B8 3180 220 000 001	GM 90.25	RENAULT EM24.54.700
VW 39D 878		NISSAN K32S0



ORDER	S (mm)	L1 ±0,25 (mm)	L (mm)	Kg.
AG 3000 012	12.7	145.4	132.7	5.28
AG 3000 025	25	170	145	5.60
AG 3000 038	38	196	158	5.94
AG 3000 050	50	220	170	6.25
AG 3000 063	63.5	247	183.5	6.60
AG 3000 080	80	280	200	7.03
AG 3000 100	100	320	220	7.55
AG 3000 125	125	370	245	8.20
AG 3000 160 *	160	440	280	9.11
AG 3000 200 *	200	520	320	10.15
AG 3000 250 *	250	620	370	11.46
AG 3000 300 *	300	720	420	12.76



CODE					
		bar	psi		
AG 3000 050		150	2175	2945	4180
AG-H 3000 050		0	0	---	---

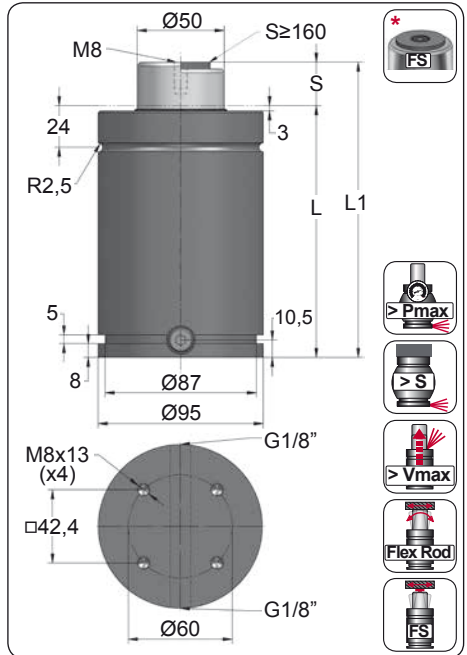


N ₂	Smax < 90%	Vmax 2 m/s	bar psi	bar psi	°C °F	°C °F	600 CP-
			20 290	150 2175	0 32	80 176	

AZOL GAS AGB-H 3000

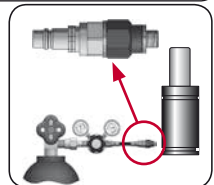
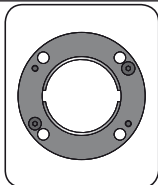

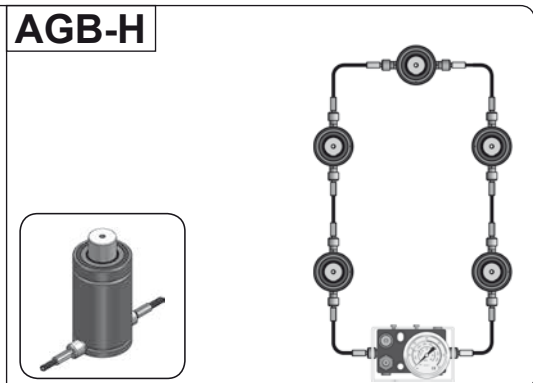
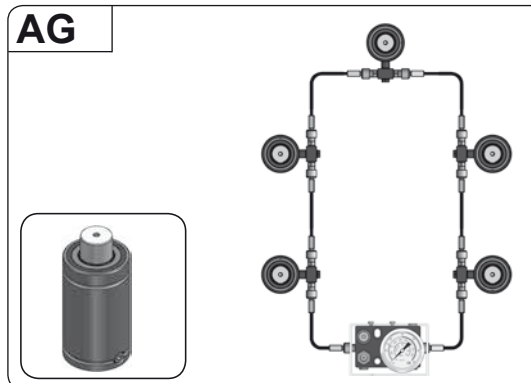
ISO

			RENAULT EM24.54.700
--	--	--	---------------------



ORDER	S (mm)	L1 ±0,25 (mm)	L (mm)	Kg.
AGB-H 3000 012	12.7	145.4	132.7	5.50
AGB-H 3000 025	25	170	145	5.80
AGB-H 3000 038	38	196	158	6.26
AGB-H 3000 050	50	220	170	6.80
AGB-H 3000 063	63.5	247	183.5	7.20
AGB-H 3000 080	80	280	200	8.21
AGB-H 3000 100	100	320	220	8.40
AGB-H 3000 125	125	370	245	8.98
AGB-H 3000 160 *	160	440	280	10.08
AGB-H 3000 200 *	200	520	320	11.40
AGB-H 3000 250 *	250	620	370	13.20
AGB-H 3000 300 *	300	720	420	14.25

CODE				F ₀ daN	F ₁ daN
		bar	psi		
-----		---	---	---	---
AGB-H 3000 050		0	0	---	---



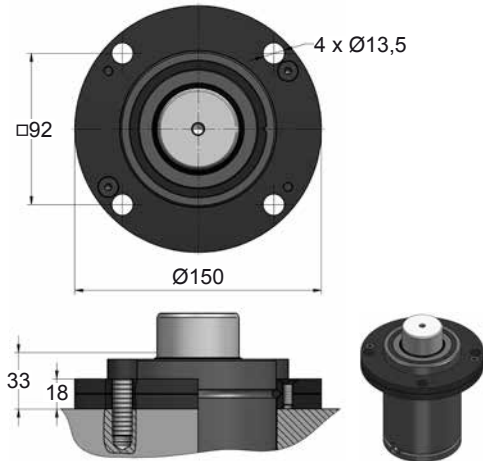
CODE	AG 3000 050 AGB-H 3000 050	KIT S-XXXXXXX KIT C-XXXXXXX	A14-095	18 CG 1-Q SKK 12R 1/8
ENG ORDER	GAS SPRING	REPAIR KIT	FLANGE	CHARGING ADAPTER
DEU BESTELLUNG	GASDRUCKFEDER	ERSATZTEILSATZ	FLANSCHEN	LADEADAPTER
FRA COMMANDE	RESSORT À GAZ	KIT DE RÉPARATION	BRIDE	RACCORD DE CHARGE
ITA ORDINE	CILINDRO AD AZOTO	KIT DI MANUTENZIONE	FLANGE	ADATTATORE DI CARICO
ESP PEDIDO	RESORTE DE GAS	KIT DE REPARACION	BRIDA	ADAPTADOR DE CARGA
POR PEDIDO	CILINDRO DE GÁS	KIT DE MANUTENÇÃO	FLANGE	ADAPTADOR DE CARGA

AG 3000 MOUNTS

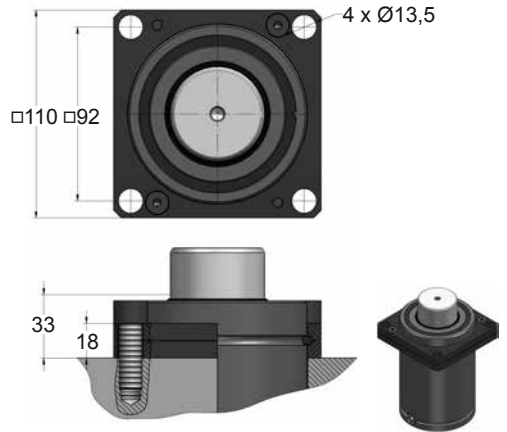
**AZOL
GAS** 

150

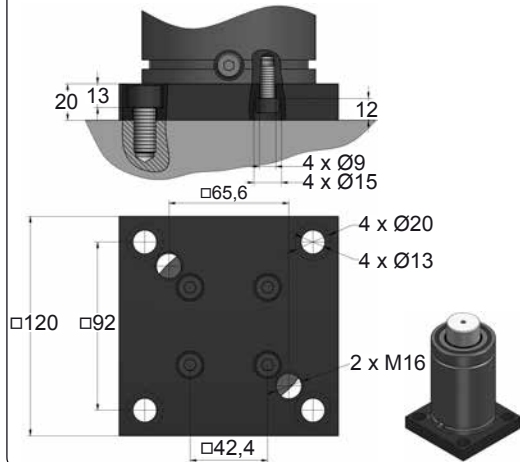
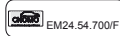
A14-095



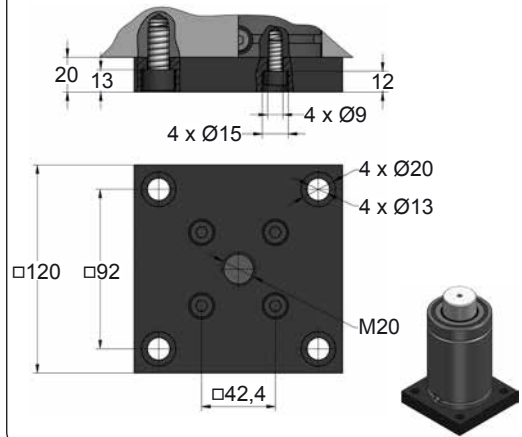
A34-095



B21-095

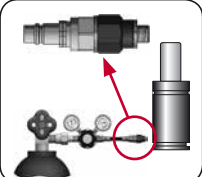



B76-095



**SEAL
KIT S-XXXXXXX**

**CARTRIDGE
KIT C-XXXXXXX**



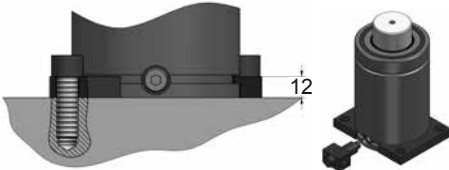
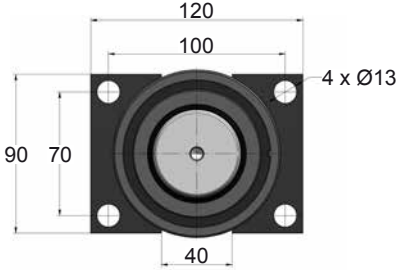
CODE	AG 3000 050	KIT S-XXXXXXX KIT C-XXXXXXX	A14-095	18 CG 1-Q
ENG ORDER	GAS SPRING	REPAIR KIT	FLANGE	CHARGING ADAPTER
DEU BESTELLUNG	GASDRUCKFEDER	ERSATZTEILSATZ	FLANSCHEN	LADEADAPTER
FRA COMMANDE	RESSORT À GAZ	KIT DE RÉPARATION	BRIDE	RACCORD DE CHARGE
ITA ORDINE	CILINDRO AD AZOTO	KIT DI MANUTENZIONE	FLANGE	ADATTATORE DI CARICO
ESP PEDIDO	RESORTE DE GAS	KIT DE REPARACION	BRIDA	ADAPTADOR DE CARGA
POR PEDIDO	CILINDRO DE GÁS	KIT DE MANUTENÇÃO	FLANGE	ADAPTADOR DE CARGA



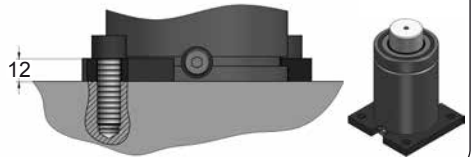
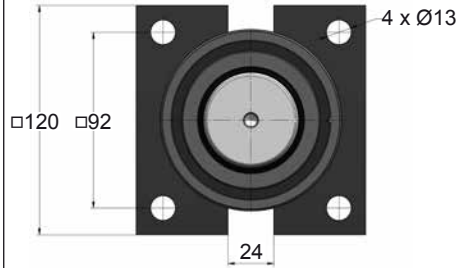
AG 3000 MOUNTS

ISO

C05-095

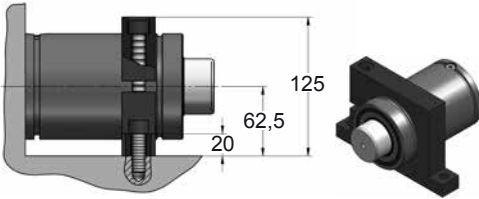
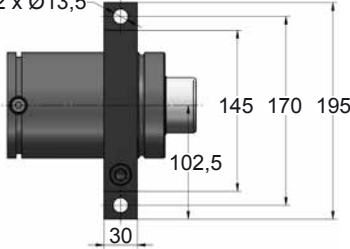


C20-095

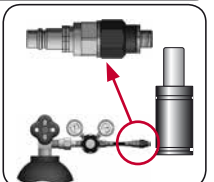
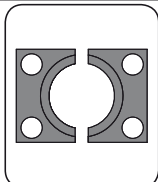
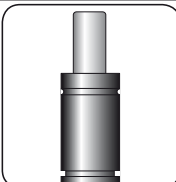
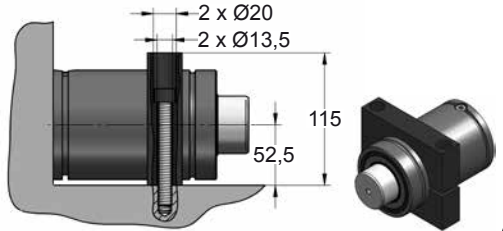
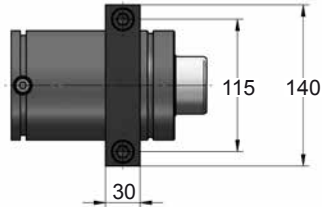


D02-095

2 x Ø13,5



D67-095

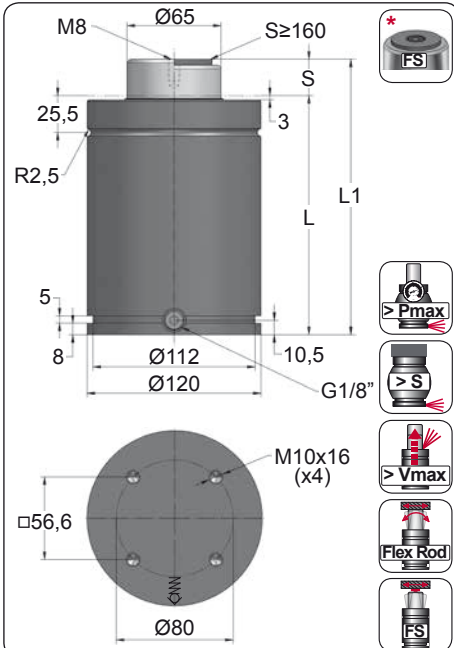


CODE	AG 3000 050	KIT S-XXXXXXX KIT C-XXXXXXX	C05-095	18 CG 1-Q
ENG	ORDER	GAS SPRING	REPAIR KIT	FLANGE
DEU	BESTELLUNG	GASDRUCKFEDER	ERSATZTEILSATZ	FLANSCHEN
FRA	COMMANDE	RESSORT À GAZ	KIT DE RÉPARATION	BRIDE
ITA	ORDINE	CILINDRO AD AZOTO	KIT DI MANUTENZIONE	FLANGE
ESP	PEDIDO	RESORTE DE GAS	KIT DE REPARACION	BRIDA
POR	PEDIDO	CILINDRO DE GÁS	KIT DE MANUTENÇÃO	FLANGE
				CHARGING ADAPTER
				LADEADAPTER
				RACCORD DE CHARGE
				ADATTATORE DI CARICO
				ADAPTADOR DE CARGA
				ADAPTADOR DE CARGA

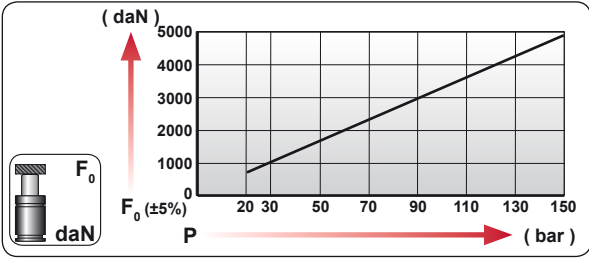
AG 5000

150

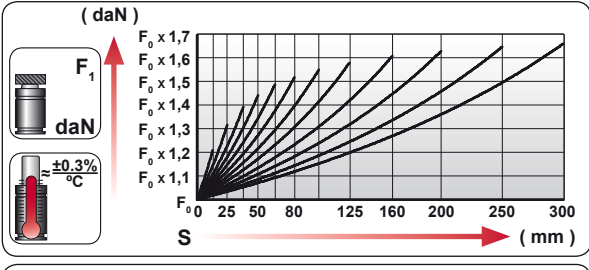
BMW B2 4006	FORD W-DX35-6203	PSA E24.54.815.G
MB B8 3180 220 000 001	GM 90.25	RENAULT EM24.54.700
VW 39D 878		NISSAN K32S0



ORDER	S (mm)	L1 ±0,25 (mm)	L (mm)	Kg.
AG 5000 012	12.7	165.4	152.7	9.90
AG 5000 025	25	190	165	10.40
AG 5000 038	38	216	178	10.92
AG 5000 050	50	240	190	11.41
AG 5000 063	63.5	267	203.5	11.96
AG 5000 080	80	300	220	12.63
AG 5000 100	100	340	240	13.45
AG 5000 125	125	390	265	14.47
AG 5000 160 *	160	460	300	15.89
AG 5000 200 *	200	540	340	17.52
AG 5000 250 *	250	640	390	19.55
AG 5000 300 *	300	740	440	21.59



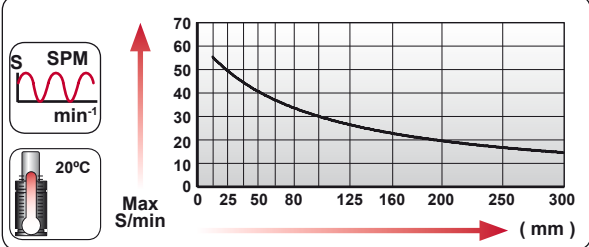
CODE	Pressure (bar/psi)	F ₀ (daN)	F ₁ (daN)
AG 5000 050	150 / 2175	4980	7170
AG-H 5000 050	0 / 0	---	---



ENG ORDER
 DEU BESTELLUNG
 FRA COMMANDE
 ITA ORDINE
 ESP PEDIDO
 POR PEDIDO

F₀ daN
 S mm

AG 5000 50
AG 5000 050

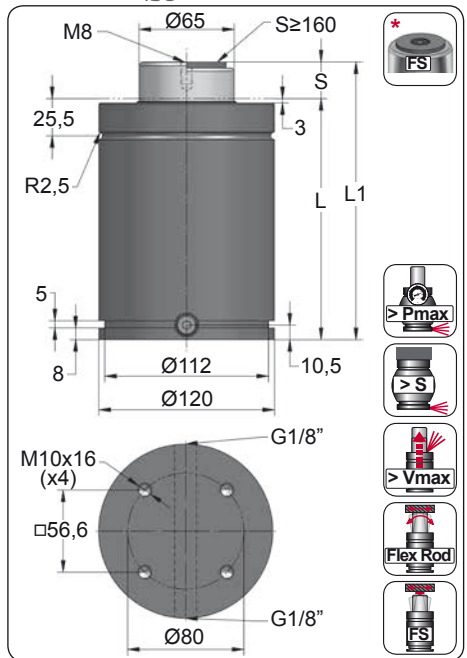


N₂ S_{max} < 90% V_{max} 2 m/s Pmin (20°C) Pmax (20°C) Tmin Tmax

N ₂	S _{max} < 90%	V _{max} 2 m/s	bar psi 20 290	bar psi 150 2175	°C °F 0 32	°C °F 80 176	600 CP-
----------------	------------------------	------------------------	----------------	------------------	------------	--------------	---------

AZOL GAS AGB-H 5000

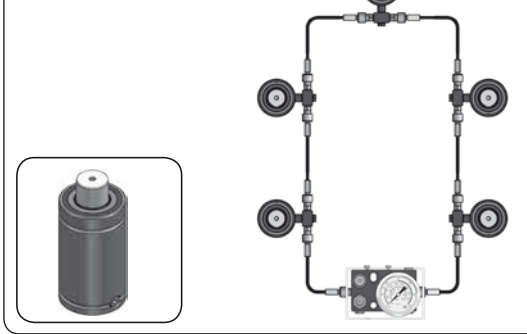
ISO



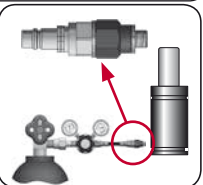
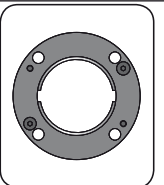

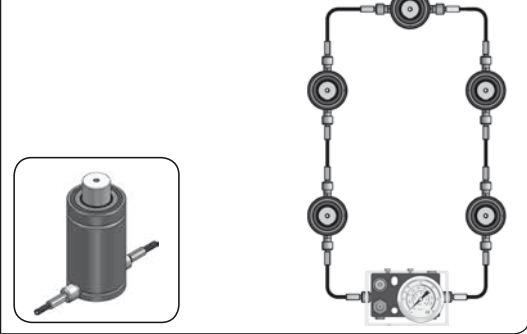
ORDER	S (mm)	L1 ±0,25 (mm)	L (mm)	Kg.
AGB-H 5000 012	12.7	165.4	152.7	10.63
AGB-H 5000 025	25	190	165	11.80
AGB-H 5000 038	38	216	178	11.95
AGB-H 5000 050	50	240	190	12.29
AGB-H 5000 063	63.5	267	203.5	13.01
AGB-H 5000 080	80	300	220	14.60
AGB-H 5000 100	100	340	240	15.05
AGB-H 5000 125	125	390	265	16.40
AGB-H 5000 160 *	160	460	300	18.20
AGB-H 5000 200 *	200	540	340	20.00
AGB-H 5000 250 *	250	640	390	23.40
AGB-H 5000 300 *	300	740	440	25.00

CODE		bar	psi	F ₀ daN	F ₁ daN
-----		---	---	---	---
AGB-H 5000 050		0	0	---	---

AG



AGB-H



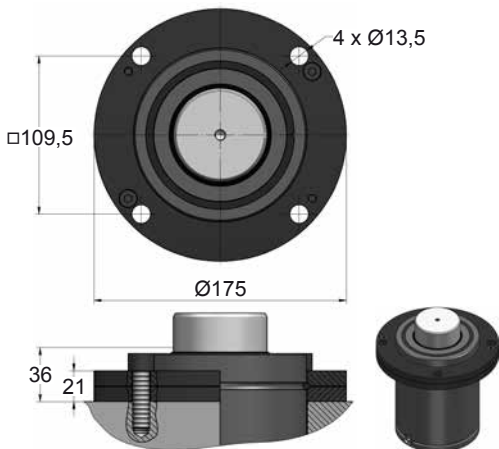
CODE	AG 5000 050 AGB-H 5000 050	KIT S-XXXXXXX KIT C-XXXXXXX	A14-120	18 CG 1-Q SKK 12R 1/8
ENG ORDER	GAS SPRING	REPAIR KIT	FLANGE	CHARGING ADAPTER
DEU BESTELLUNG	GASDRUCKFEDER	ERSATZTEILSATZ	FLANSCHEN	LADEADAPTER
FRA COMMANDE	RESSORT À GAZ	KIT DE RÉPARATION	BRIDE	RACCORD DE CHARGE
ITA ORDINE	CILINDRO AD AZOTO	KIT DI MANUTENZIONE	FLANGE	ADATTATORE DI CARICO
ESP PEDIDO	RESORTE DE GAS	KIT DE REPARACION	BRIDA	ADAPTADOR DE CARGA
POR PEDIDO	CILINDRO DE GÁS	KIT DE MANUTENÇÃO	FLANGE	ADAPTADOR DE CARGA

AG 5000 MOUNTS

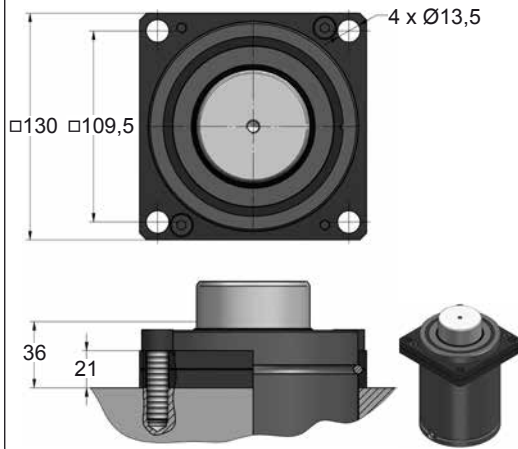
AZOL
GAS

ISO

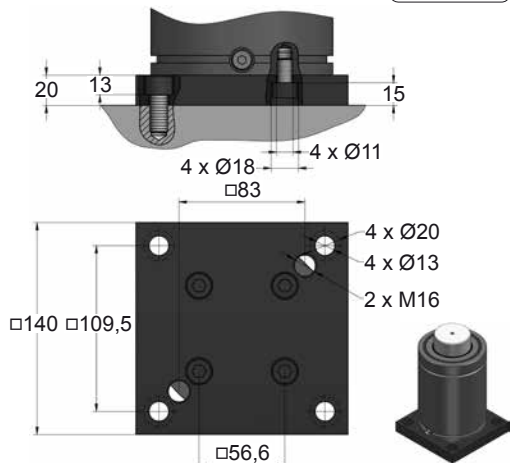
A14-120



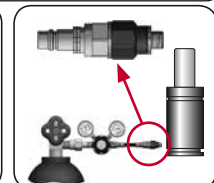
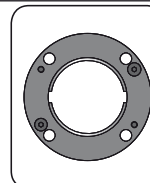
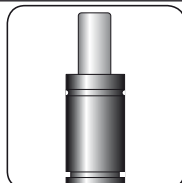
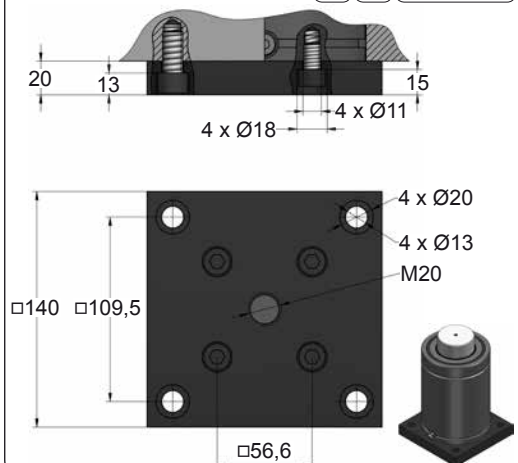
A34-120



B21-120



B76-120



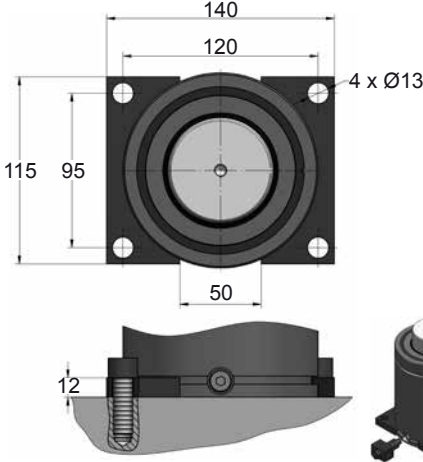
CODE	AG 5000 050	KIT S-XXXXXXX KIT C-XXXXXXX	A14-120	18 CG 1-Q
ENG ORDER	GAS SPRING	REPAIR KIT	FLANGE	CHARGING ADAPTER
DEU BESTELLUNG	GASDRUCKFEDER	ERSATZTEILSATZ	FLANSCHEN	LADEADAPTER
FRA COMMANDE	RESSORT À GAZ	KIT DE RÉPARATION	BRIDE	RACCORD DE CHARGE
ITA ORDINE	CILINDRO AD AZOTO	KIT DI MANUTENZIONE	FLANGE	ADATTATORE DI CARICO
ESP PEDIDO	RESORTE DE GAS	KIT DE REPARACION	BRIDA	ADAPTADOR DE CARGA
POR PEDIDO	CILINDRO DE GÁS	KIT DE MANUTENÇÃO	FLANGE	ADAPTADOR DE CARGA



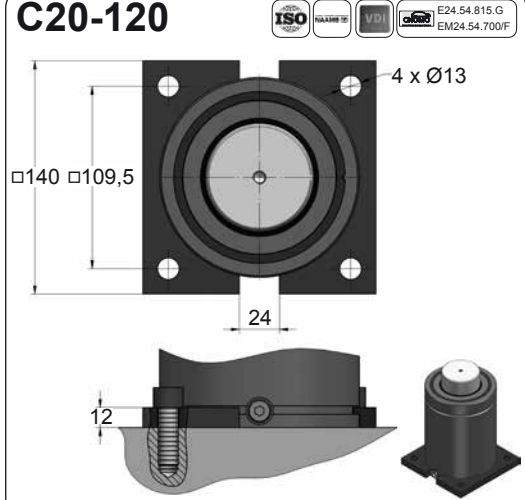
AG 5000 MOUNTS

ISO

C05-120

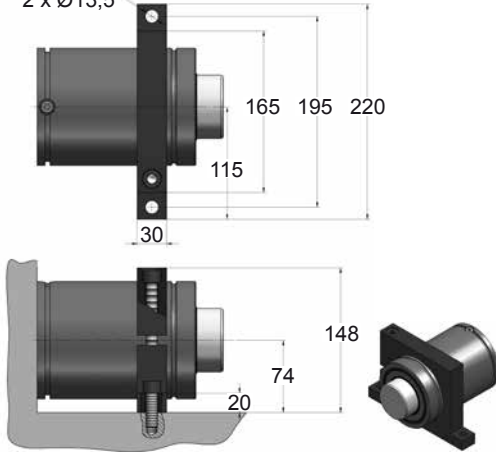


C20-120

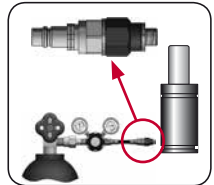
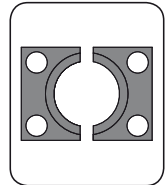
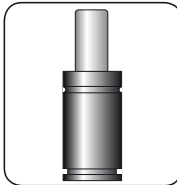
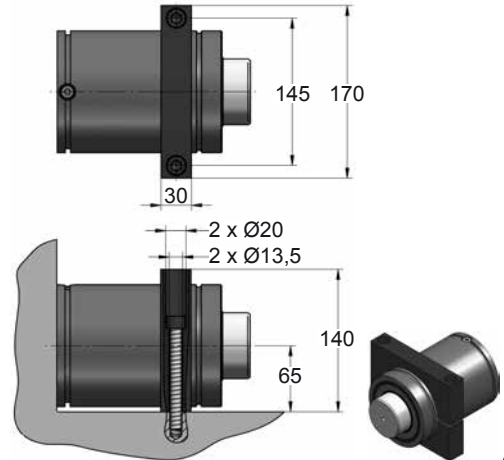


D02-120

2 x Ø13,5



D67-120

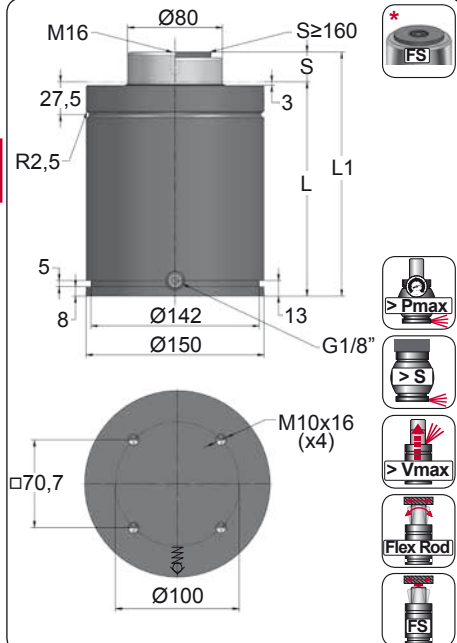


CODE	AG 5000 050	KIT S-XXXXXXX KIT C-XXXXXXX	C05-120	18 CG 1-Q
ENG ORDER	GAS SPRING	REPAIR KIT	FLANGE	CHARGING ADAPTER
DEU BESTELLUNG	GASDRUCKFEDER	ERSATZTEILSATZ	FLANSCH	LADEADAPTER
FRA COMMANDE	RESSORT À GAZ	KIT DE RÉPARATION	BRIDE	RACCORD DE CHARGE
ITA ORDINE	CILINDRO AD AZOTO	KIT DI MANUTENZIONE	FLANGE	ADATTATORE DI CARICO
ESP PEDIDO	RESORTE DE GAS	KIT DE REPARACION	BRIDA	ADAPTADOR DE CARGA
POR PEDIDO	CILINDRO DE GÁS	KIT DE MANUTENÇÃO	FLANGE	ADAPTADOR DE CARGA

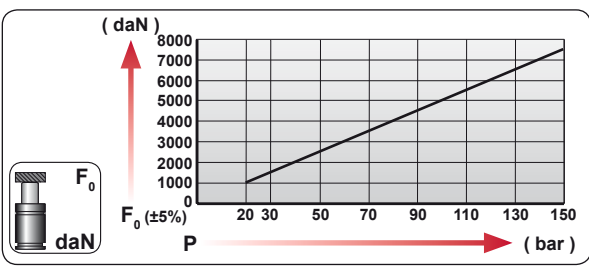
AG 7500

ISO

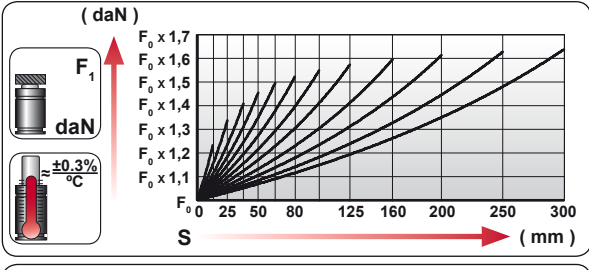
BMW B2 4006	FORD W-DX35-6203	PSA E24.54.815.G
MB B8 3180 220 000 001	GM 90.25	RENAULT EM24.54.700
VW 39D 878		



ORDER	S (mm)	L1 ±0,25 (mm)	L (mm)	Kg.
AG 7500 012	12.7	180.4	167.7	17.20
AG 7500 025	25	205	180	17.98
AG 7500 038	38	231	193	18.80
AG 7500 050	50	255	205	19.56
AG 7500 063	63.5	282	218.5	20.41
AG 7500 080	80	315	235	21.46
AG 7500 100	100	355	255	22.72
AG 7500 125	125	405	280	24.30
AG 7500 160 *	160	475	315	26.51
AG 7500 200 *	200	555	355	29.04
AG 7500 250 *	250	655	405	32.20
AG 7500 300 *	300	755	455	35.36

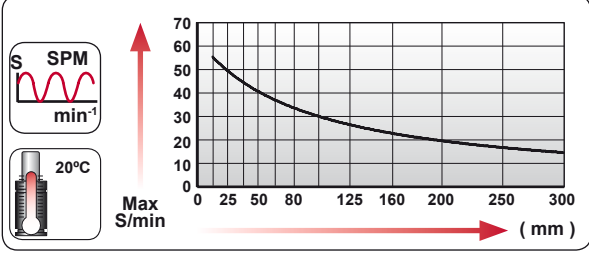


CODE	Pressure (bar/psi)	F ₀ (daN)	F ₁ (daN)
AG 7500 050	150 / 2175	7540	10960
AG-H 7500 050	0 / 0	---	---



ENG ORDER
 DEU BESTELLUNG
 FRA COMMANDE
 ITA ORDINE
 ESP PEDIDO
 POR PEDIDO

AG 7500 50
 AG 7500 050

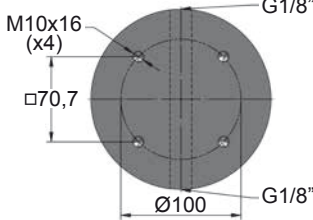
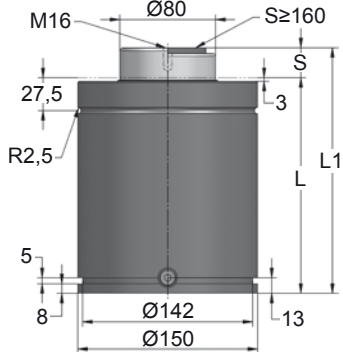


N₂ S_{max} < 90% V_{max} 2 m/s Pmin (20°C) Pmax (20°C) Tmin Tmax

N ₂	S _{max} < 90%	V _{max} 2 m/s	bar psi 20 290	bar psi 150 2175	°C °F 0 32	°C °F 80 176	600 CP-
----------------	------------------------	------------------------	----------------	------------------	------------	--------------	---------

AZOL GAS AGB-H 7500

ISO



ORDER	S (mm)	L1 ±0,25 (mm)	L (mm)	Kg.
AGB-H 7500 012	12.7	180.4	167.7	18.70
AGB-H 7500 025	25	205	180	19.39
AGB-H 7500 038	38	231	193	20.40
AGB-H 7500 050	50	255	205	21.50
AGB-H 7500 063	63.5	282	218.5	22.20
AGB-H 7500 080	80	315	235	23.50
AGB-H 7500 100	100	355	255	26.00
AGB-H 7500 125	125	405	280	27.00
AGB-H 7500 160 *	160	475	315	32.20
AGB-H 7500 200 *	200	555	355	34.20
AGB-H 7500 250 *	250	655	405	38.20
AGB-H 7500 300 *	300	755	455	43.00

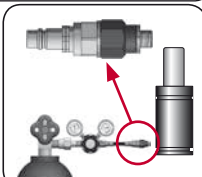
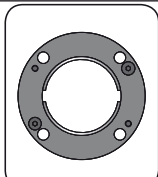
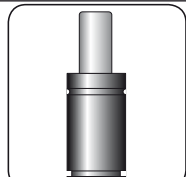




CODE				F ₀ daN	F ₁ daN
		bar	psi		
-----		---	---	---	---
AGB-H 7500 050		0	0	---	---

AG



AGB-H



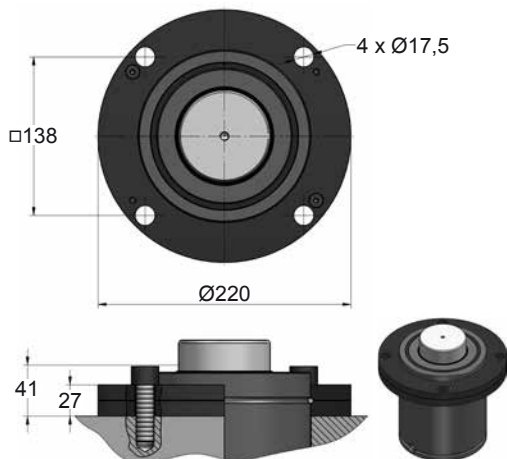
CODE	AG 7500 050 AGB-H 7500 050	KIT S-XXXXXXX KIT C-XXXXXXX	A14-150	18 CG 1-Q SKK 12R 1/8
ENG ORDER	GAS SPRING	REPAIR KIT	FLANGE	CHARGING ADAPTER
DEU BESTELLUNG	GASDRUCKFEDER	ERSATZTEILSATZ	FLANSCHEN	LADEADAPTER
FRA COMMANDE	RESSORT À GAZ	KIT DE RÉPARATION	BRIDE	RACCORD DE CHARGE
ITA ORDINE	CILINDRO AD AZOTO	KIT DI MANUTENZIONE	FLANGE	ADATTATORE DI CARICO
ESP PEDIDO	RESORTE DE GAS	KIT DE REPARACION	BRIDA	ADAPTADOR DE CARGA
POR PEDIDO	CILINDRO DE GÁS	KIT DE MANUTENÇÃO	FLANGE	ADAPTADOR DE CARGA

AG 7500 MOUNTS

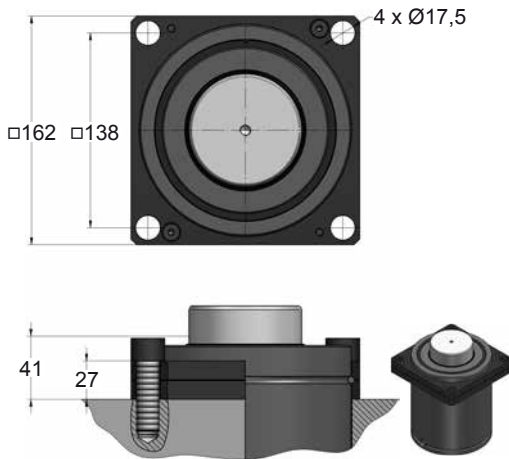
**AZOL
GAS**

150

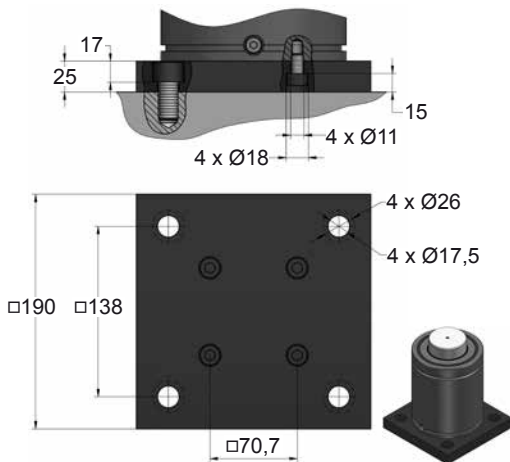
A14-150



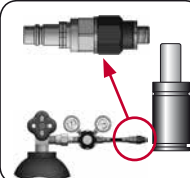
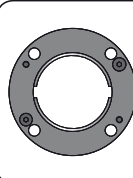
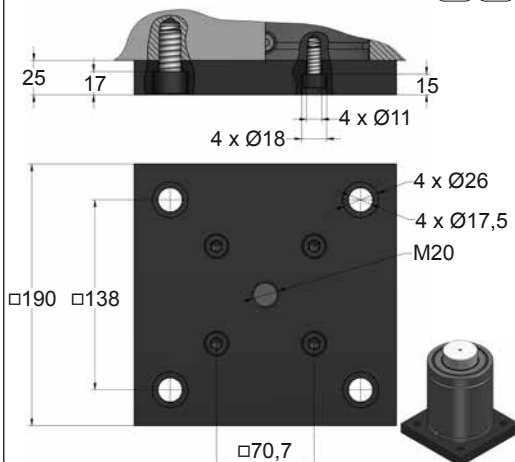
A34-150



B21-150



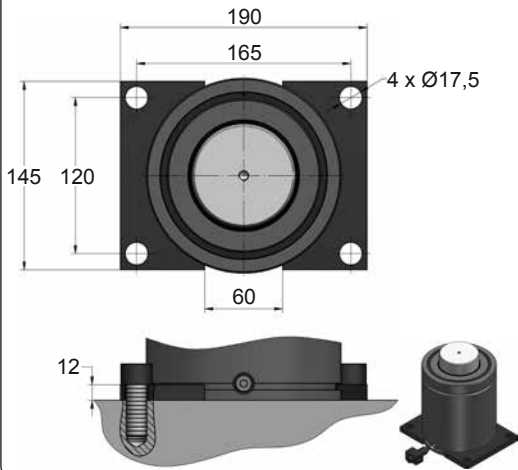
B76-150



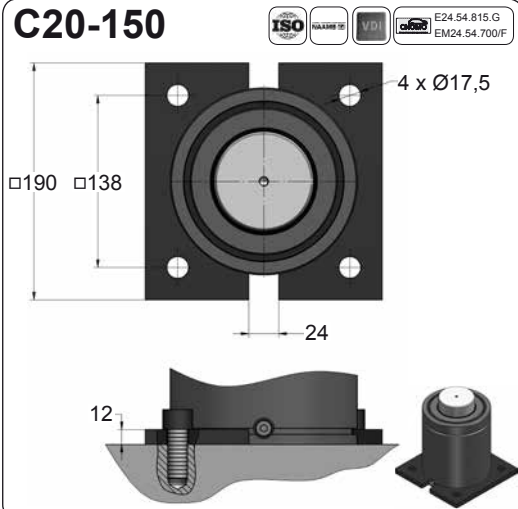
CODE	AG 7500 050	KIT S-XXXXXXX KIT C-XXXXXXX	A14-150	18 CG 1-Q	
ENG	ORDER	GAS SPRING	REPAIR KIT	FLANGE	CHARGING ADAPTER
DEU	BESTELLUNG	GASDRUCKFEDER	ERSATZTEILSATZ	FLANSCHEN	LADEADAPTER
FRA	COMMANDE	RESSORT À GAZ	KIT DE RÉPARATION	BRIDE	RACCORD DE CHARGE
ITA	ORDINE	CILINDRO AD AZOTO	KIT DI MANUTENZIONE	FLANGE	ADATTATORE DI CARICO
ESP	PEDIDO	RESORTE DE GAS	KIT DE REPARACION	BRIDA	ADAPTADOR DE CARGA
POR	PEDIDO	CILINDRO DE GÁS	KIT DE MANUTENÇÃO	FLANGE	ADAPTADOR DE CARGA

ISO

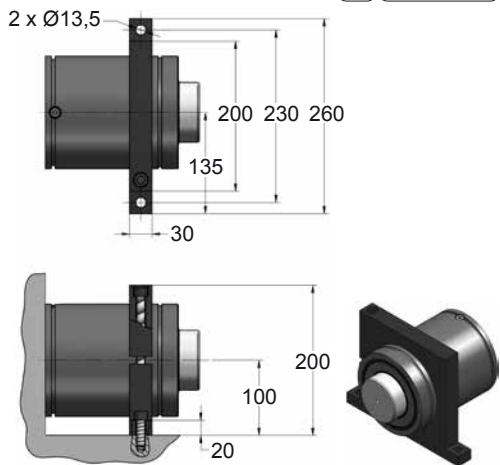
C05-150




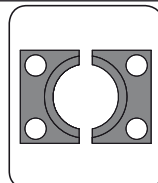
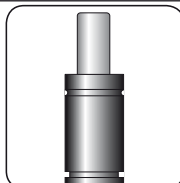
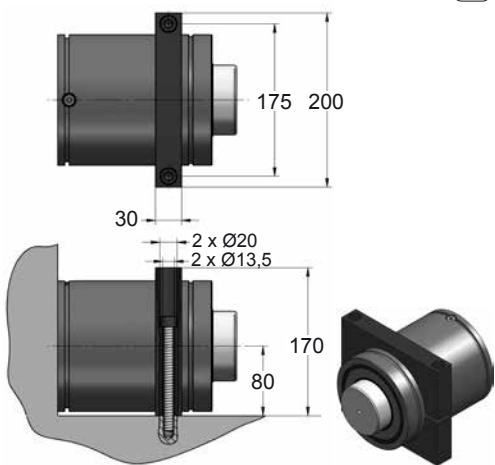
C20-150



D02-150



D67-150

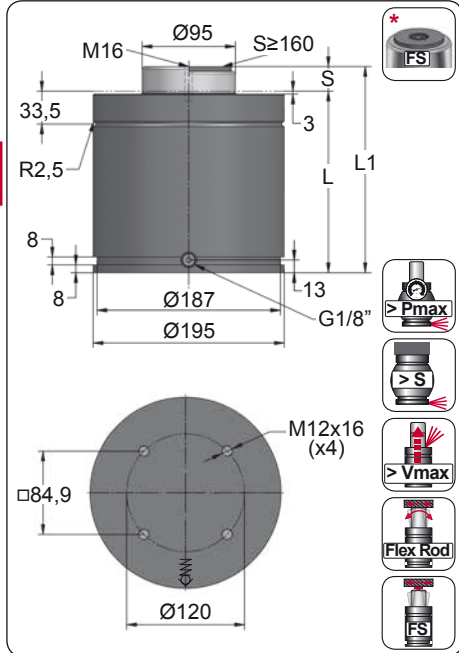


CODE	AG 7500 050	KIT S-XXXXXXX KIT C-XXXXXXX	C05-150	18 CG 1-Q
ENG ORDER	GAS SPRING	REPAIR KIT	FLANGE	CHARGING ADAPTER
DEU BESTELLUNG	GASDRUCKFEDER	ERSATZTEILSATZ	FLANSCHEN	LADEADAPTER
FRA COMMANDE	RESSORT À GAZ	KIT DE RÉPARATION	BRIDE	RACCORD DE CHARGE
ITA ORDINE	CILINDRO AD AZOTO	KIT DI MANUTENZIONE	FLANGE	ADATTATORE DI CARICO
ESP PEDIDO	RESORTE DE GAS	KIT DE REPARACION	BRIDA	ADAPTADOR DE CARGA
POR PEDIDO	CILINDRO DE GÁS	KIT DE MANUTENÇÃO	FLANGE	ADAPTADOR DE CARGA

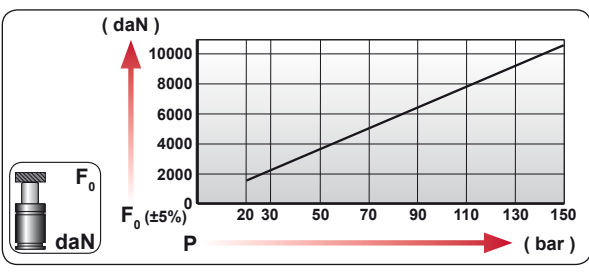
AG 10000

150

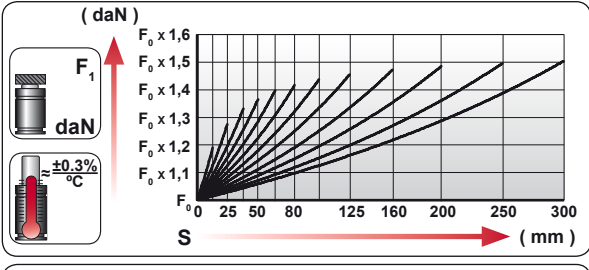
	GM 90.25	RENAULT EM24.54.700
--	----------	---------------------



ORDER	S (mm)	L1 ±0.25 (mm)	L (mm)	Kg.
AG 10000 012	12.7	185.4	172.7	31.28
AG 10000 025	25	210	185	32.54
AG 10000 038	38	236	198	33.86
AG 10000 050	50	260	210	35.09
AG 10000 063	63.5	287	223.5	36.46
AG 10000 080	80	320	240	38.15
AG 10000 100	100	360	260	40.19
AG 10000 125	125	410	285	42.74
AG 10000 160 *	160	480	320	46.31
AG 10000 200 *	200	560	360	50.39
AG 10000 250 *	250	660	410	55.49
AG 10000 300 *	300	760	460	60.60

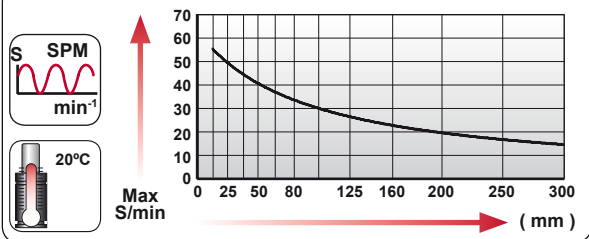


CODE	Pressure (bar/psi)	F ₀ (daN)	F ₁ (daN)
AG 10000 050	145 / 2105	10280	14035
AG-H 10000 050	0 / 0	---	---



ENG ORDER
 DEU BESTELLUNG
 FRA COMMANDE
 ITA ORDINE
 ESP PEDIDO
 POR PEDIDO

AG 10000 50
 AG 10000 050

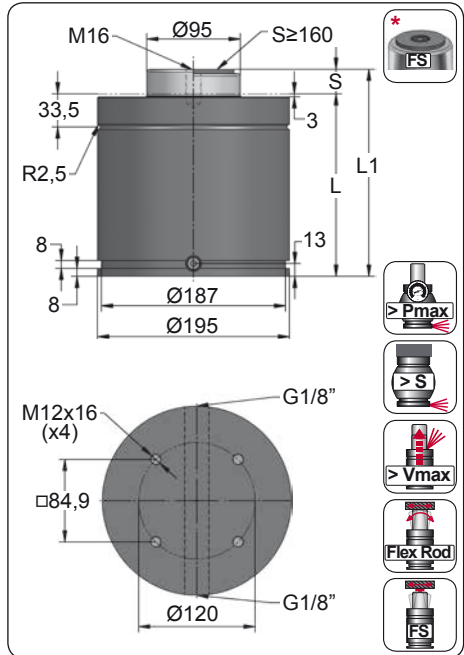


N₂ S_{max} < 90% V_{max} 2 m/s Pmin (20°C) Pmax (20°C) Tmin Tmax

N ₂	S _{max} < 90%	V _{max} 2 m/s	bar psi	bar psi	°C °F	°C °F	600 CP-
			20 290	150 2175	0 32	80 176	

AZOL GAS AGB-H 10000

ISO

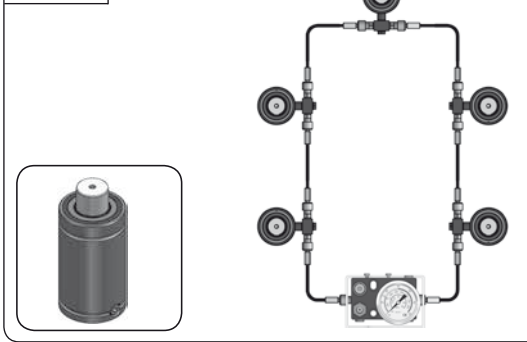


ORDER	S (mm)	L1 ±0,25 (mm)	L (mm)	Kg.
AGB-H 10000 012	12.7	185.4	172.7	32.77
AGB-H 10000 025	25	210	185	34.40
AGB-H 10000 038	38	236	198	36.12
AGB-H 10000 050	50	260	210	37.71
AGB-H 10000 063	63.5	287	223.5	39.49
AGB-H 10000 080	80	320	240	41.67
AGB-H 10000 100	100	360	260	44.32
AGB-H 10000 125	125	410	285	47.63
AGB-H 10000 160 *	160	480	320	52.25
AGB-H 10000 200 *	200	560	360	57.54
AGB-H 10000 250 *	250	660	410	64.16
AGB-H 10000 300 *	300	760	460	70.77

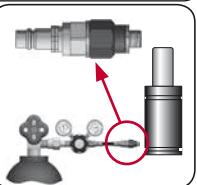
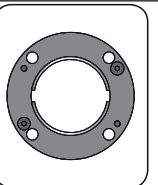
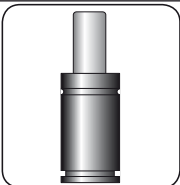
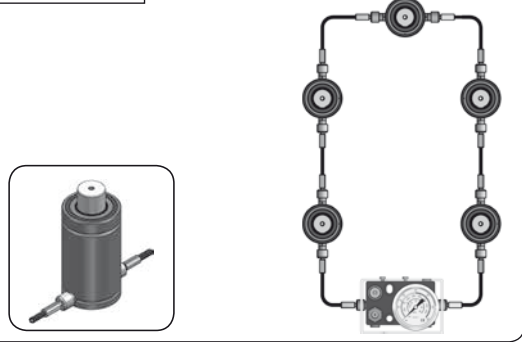


CODE			F ₀	F ₁
	bar	psi	daN	daN
-----	---	---	---	---
AGB-H 10000 050	0	0	---	---

AG



AGB-H



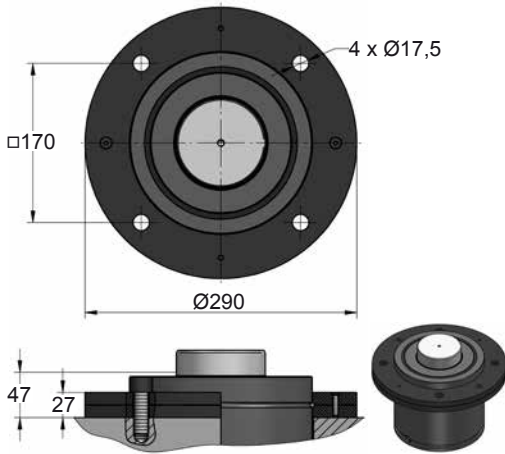
CODE	AG 10000 050 AGB-H 10000 050	KIT S-XXXXXXX KIT C-XXXXXXX	A14-195	18 CG 1-Q SKK 12R 1/8
ENG ORDER	GAS SPRING	REPAIR KIT	FLANGE	CHARGING ADAPTER
DEU BESTELLUNG	GASDRUCKFEDER	ERSATZTEILSATZ	FLANSCHEN	LADEADAPTER
FRA COMMANDE	RESSORT À GAZ	KIT DE RÉPARATION	BRIDE	RACCORD DE CHARGE
ITA ORDINE	CILINDRO AD AZOTO	KIT DI MANUTENZIONE	FLANGE	ADATTATORE DI CARICO
ESP PEDIDO	RESORTE DE GAS	KIT DE REPARACION	BRIDA	ADAPTADOR DE CARGA
POR PEDIDO	CILINDRO DE GÁS	KIT DE MANUTENÇÃO	FLANGE	ADAPTADOR DE CARGA

AG 10000 MOUNTS

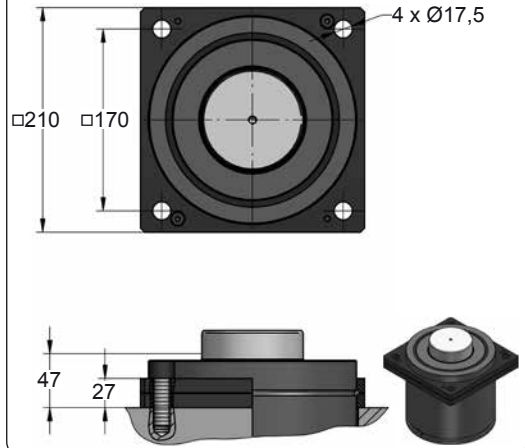
ISO

**AZOL
GAS**

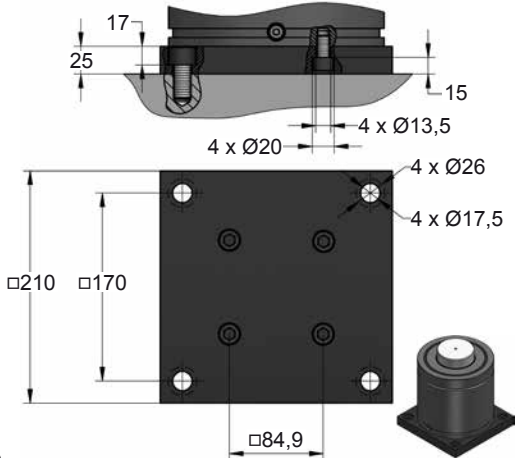

A14-195



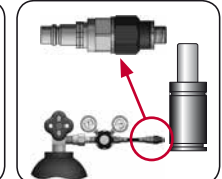
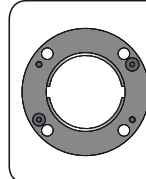
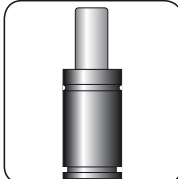
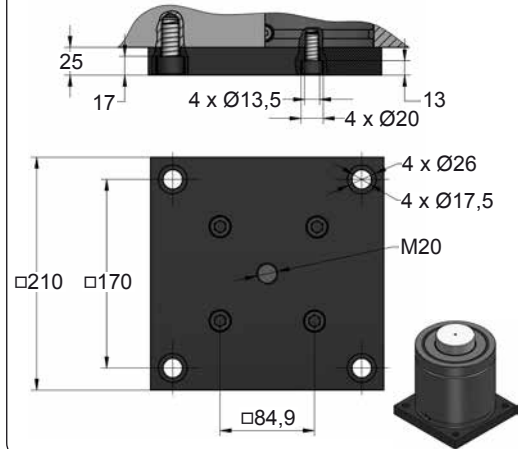
A34-195



B21-195



B76-195



CODE	AG 10000 050	KIT S-XXXXXXX KIT C-XXXXXXX	A14-195	18 CG 1-Q
ENG ORDER	GAS SPRING	REPAIR KIT	FLANGE	CHARGING ADAPTER
DEU BESTELLUNG	GASDRUCKFEDER	ERSATZTEILSATZ	FLANSCH	LADEADAPTER
FRA COMMANDE	RESSORT À GAZ	KIT DE RÉPARATION	BRIDE	RACCORD DE CHARGE
ITA ORDINE	CILINDRO AD AZOTO	KIT DI MANUTENZIONE	FLANGE	ADATTATORE DI CARICO
ESP PEDIDO	RESORTE DE GAS	KIT DE REPARACION	BRIDA	ADAPTADOR DE CARGA
POR PEDIDO	CILINDRO DE GÁS	KIT DE MANUTENÇÃO	FLANGE	ADAPTADOR DE CARGA

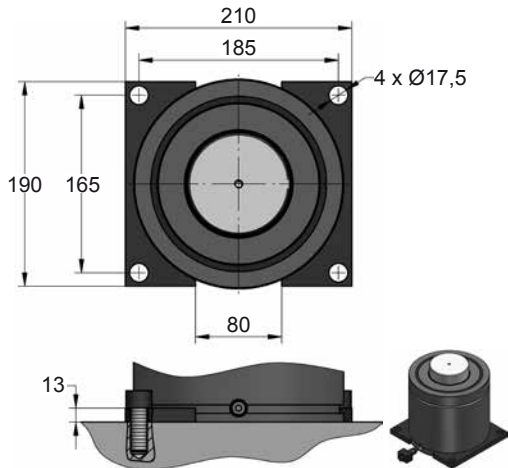


AG 10000 MOUNTS

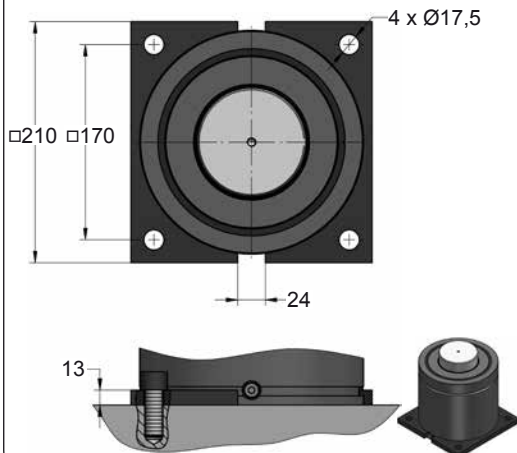
ISO



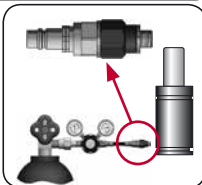
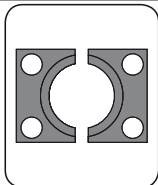
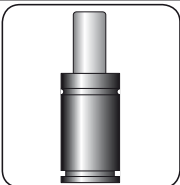
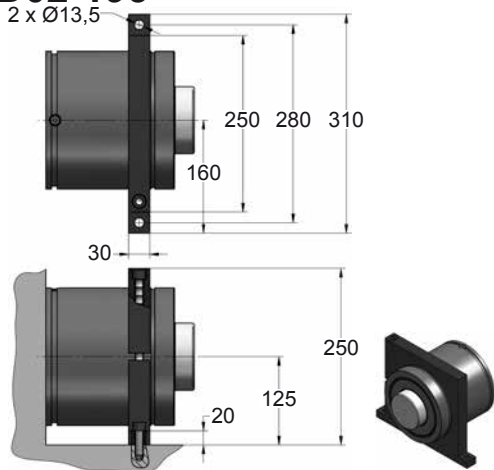
C05-195



C20-195



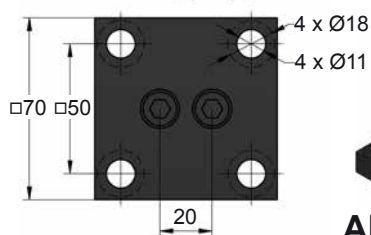
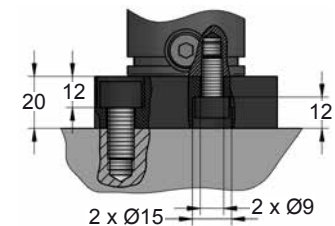
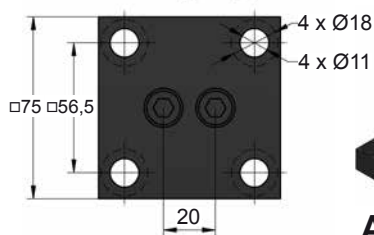
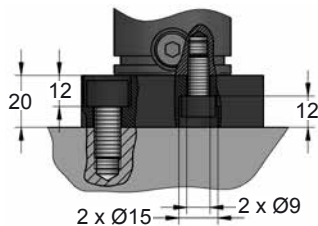
D02-195




CODE	AG 10000 050	KIT S-XXXXXXX KIT C-XXXXXXX	C05-195	18 CG 1-Q
ENG	ORDER	GAS SPRING	FLANGE	CHARGING ADAPTER
DEU	BESTELLUNG	GASDRUCKFEDER	FLANSCHEN	LADEADAPTER
FRA	COMMANDE	RESSORT À GAZ	BRIDE	RACCORD DE CHARGE
ITA	ORDINE	CILINDRO AD AZOTO	FLANGE	ADATTATORE DI CARICO
ESP	PEDIDO	RESORTE DE GAS	BRIDA	ADAPTADOR DE CARGA
POR	PEDIDO	CILINDRO DE GÁS	FLANGE	ADAPTADOR DE CARGA

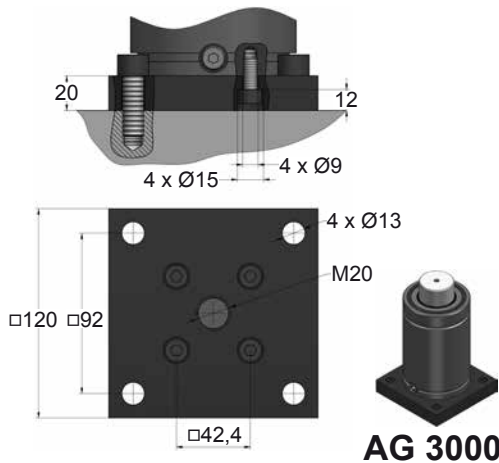
MOUNTS

150


**AZOL
GAS** **B51-045****APF 500****B51-050****AG 750**

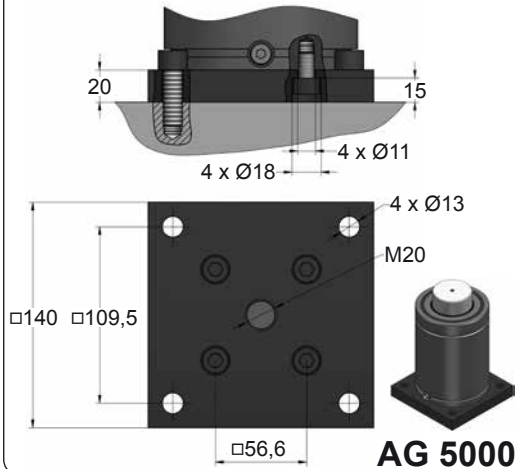
B16-095

 E24.54.815.G




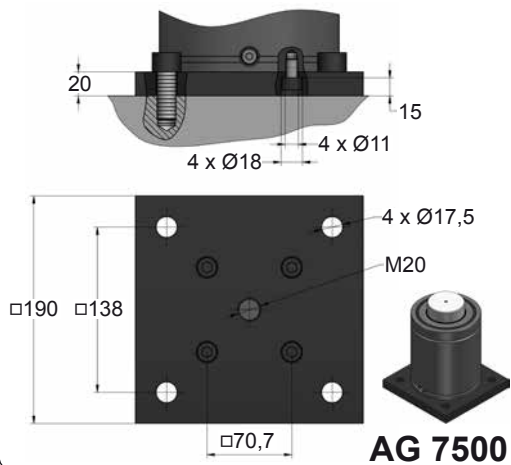
B16-120

 E24.54.815.G



B16-150

 E24.54.815.G







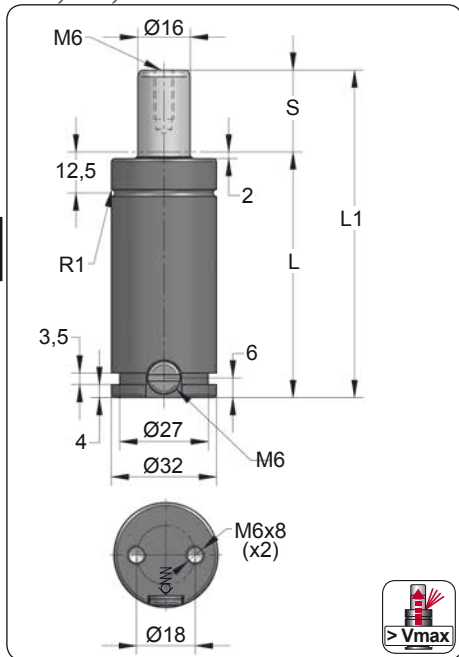
CD HEAVY DUTY LARGE

MODEL	F_0	\emptyset	S	L1	Pmax	Charge Port		
CD 300 V1	300	Ø32	10 - 125	70 - 300	150	M6	✓	✓
CD 500 V1	500	Ø38	10 - 125	70 - 300	150	M6	✓	✓
CD 700	700	Ø45	12.7 - 160	110.4 - 405	150	G1/8"	✓	✓
CD 1000 V1	1000	Ø50	13 - 300	121 - 695	150	G1/8"	✓	✓
CD 1500 V2	1500	Ø63	25 - 200	145 - 495	150	G1/8"	✓	✓
CD 2400	2400	Ø75	25 - 300	160 - 710	150	G1/8"	✓	✓
CD 4200	4200	Ø95	25 - 300	170 - 720	150	G1/8"	✓	✓
CD 6600	6600	Ø120	25 - 300	190 - 740	150	G1/8"	✓	✓
CD 9600	9600	Ø150	25 - 300	205 - 755	150	G1/8"	✓	✓
CD 18500	18500	Ø195	25 - 300	210 - 760	150	G1/8"	✓	✓

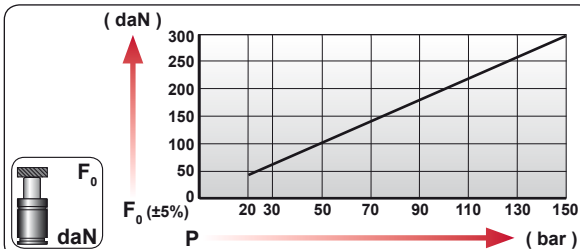
	50	50	50	50	50	50	50	50
	Ø50	Ø50	Ø50	Ø50	Ø50	Ø50	Ø50	Ø50
	L1=138 L1=152	L1=138	L1=138 L1=150 L1=150	L1=170 L1=185 L1=195	L1=195	L1=165 L1=175	L1=220	
	1000 1000	1000	1000 1000 750	750 1000 1000	750	1700 2000	1800	
MODEL	✗	CW 1000 KZ 1000	AS 1000	CT 1000 CK 1000 FD 750	GN 750 CM 1000 CD 1000	AG 750	CPH 1700 CP 2000	CS 1800
SERIES	MINI	COMPACT HEIGHT	THREADED	LOW PROFILE	HEAVY DUTY	ISO	HEAVY LOAD	POWER COMPACT STROKE

CD 300 V1

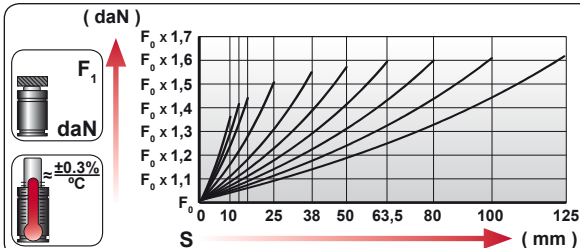
Heavy Duty



ORDER	S (mm)	L1 ±0,25 (mm)	L (mm)	Kg.
CD 300 010 V1	10	70	60	0.29
CD 300 012 V1	12.7	75.4	62.7	0.29
CD 300 016 V1	16	82	66	0.31
CD 300 025 V1	25	100	75	0.34
CD 300 038 V1	38	126	88	0.38
CD 300 050 V1	50	150	100	0.42
CD 300 063 V1	63.5	177	113.5	0.47
CD 300 080 V1	80	210	130	0.52
CD 300 100 V1	100	250	150	0.59
CD 300 125 V1	125	300	175	0.68



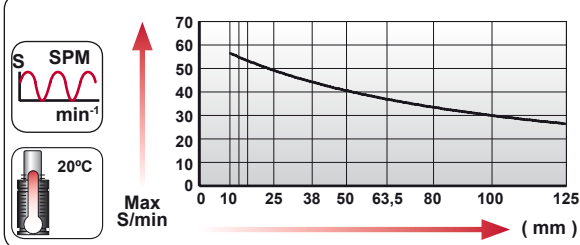
CODE					
		bar	psi		
CD 300 050 V1		150	2175	300	470
CD-H 300 050 V1		0	0	---	---



ENG ORDER
 DEU BESTELLUNG
 FRA COMMANDE
 ITA ORDINE
 ESP PEDIDO
 POR PEDIDO

F₀ daN
S mm

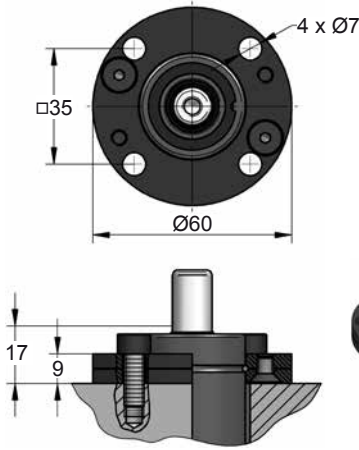
CD 300 50
CD 300 050 V1



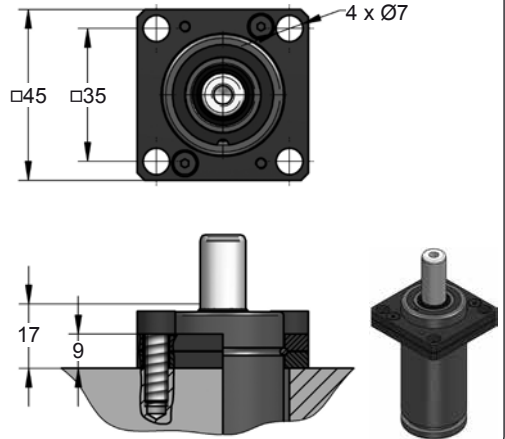
	S_{max} < 90%	V_{max} 1,6 m/s	P_{min} (20°C)	P_{max} (20°C)	T_{min}	T_{max}	
--	---------------------------------	--------------------------------	-------------------------------	-------------------------------	------------------------	------------------------	--

N ₂	S _{max} < 90%	V _{max} 1,6 m/s	bar psi	bar psi	°C °F	°C °F	600 CP-
			20 290	150 2175	0 32	80 176	

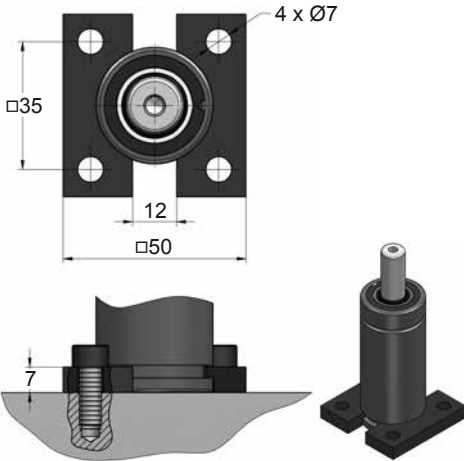
A14-032



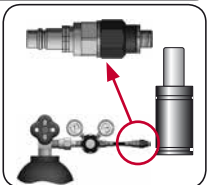
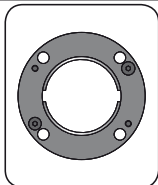
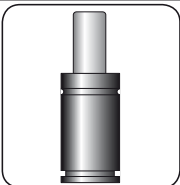
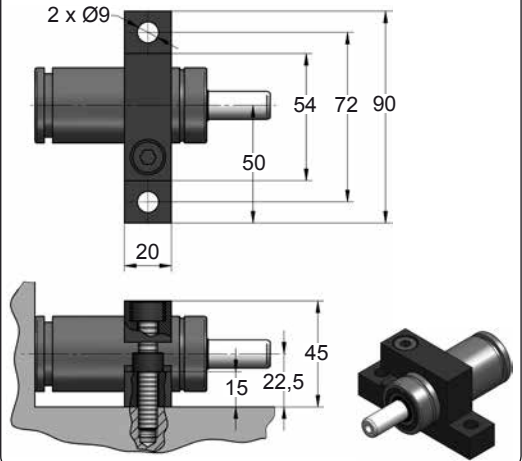
A34-032



C20-032



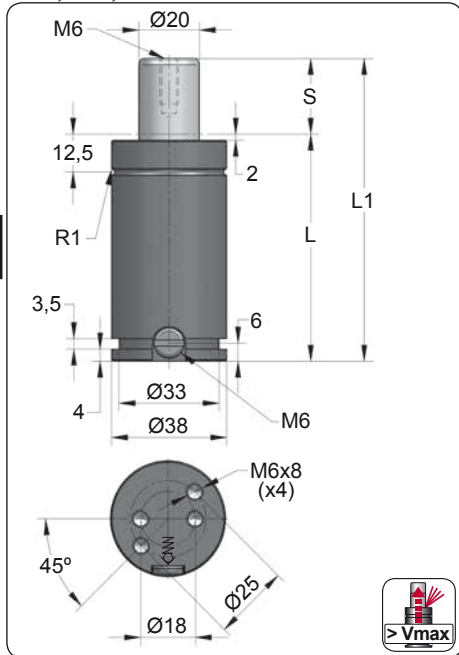
D02-032



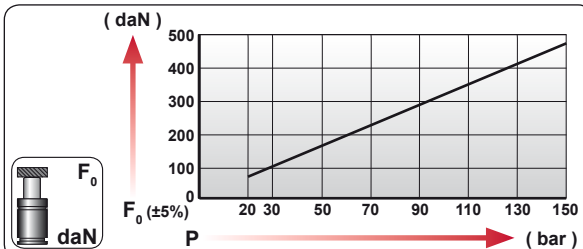
CODE	CD 300 050 V1	KIT S-XXXXXXX KIT C-XXXXXXX	A14-032	06 CG 2-Q
ENG ORDER	GAS SPRING	REPAIR KIT	FLANGE	CHARGING ADAPTER
DEU BESTELLUNG	GASDRUCKFEDER	ERSATZTEILSATZ	FLANSCHEN	LADEADAPTER
FRA COMMANDE	RESSORT À GAZ	KIT DE RÉPARATION	BRIDE	RACCORD DE CHARGE
ITA ORDINE	CILINDRO AD AZOTO	KIT DI MANUTENZIONE	FLANGE	ADATTATORE DI CARICO
ESP PEDIDO	RESORTE DE GAS	KIT DE REPARACION	BRIDA	ADAPTADOR DE CARGA
POR PEDIDO	CILINDRO DE GAS	KIT DE MANUTENÇÃO	FLANGE	ADAPTADOR DE CARGA

CD 500 V1

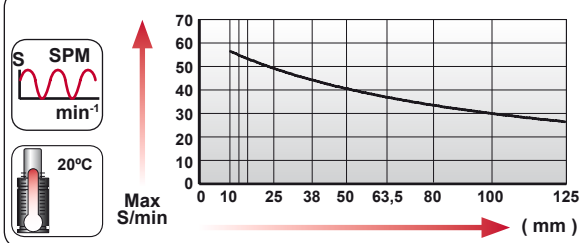
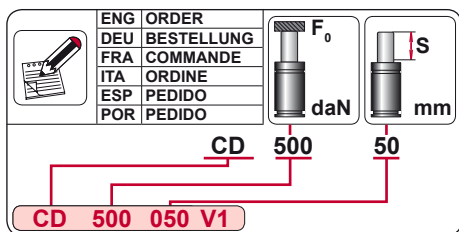
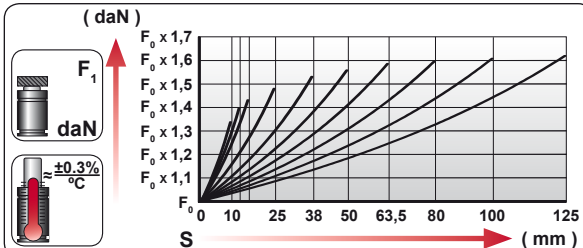
Heavy Duty



ORDER	S (mm)	L1 ±0,25 (mm)	L (mm)	Kg.
CD 500 010 V1	10	70	60	0.40
CD 500 012 V1	12.7	75.4	62.7	0.41
CD 500 016 V1	16	82	66	0.43
CD 500 025 V1	25	100	75	0.47
CD 500 038 V1	38	126	88	0.54
CD 500 050 V1	50	150	100	0.59
CD 500 063 V1	63.5	177	113.5	0.66
CD 500 080 V1	80	210	130	0.74
CD 500 100 V1	100	250	150	0.83
CD 500 125 V1	125	300	175	0.95



CODE		Pressure		Force	
		bar	psi	daN	daN
CD 500 050 V1		150	1885	470	730
CD-H 500 050 V1		0	0	---	---



N₂

Smax < 90%

Vmax 1,6 m/s

Pmin (20°C) Pmax (20°C)

Tmin Tmax

600 CP-

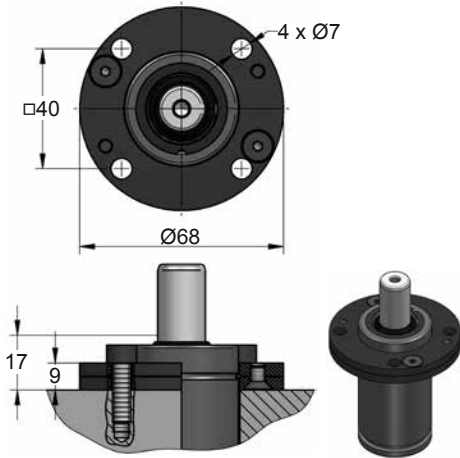
N ₂	Smax < 90%	Vmax 1,6 m/s	bar psi	bar psi	°C °F	°C °F	600 CP-
			20 290	150 2175	0 32	80 176	



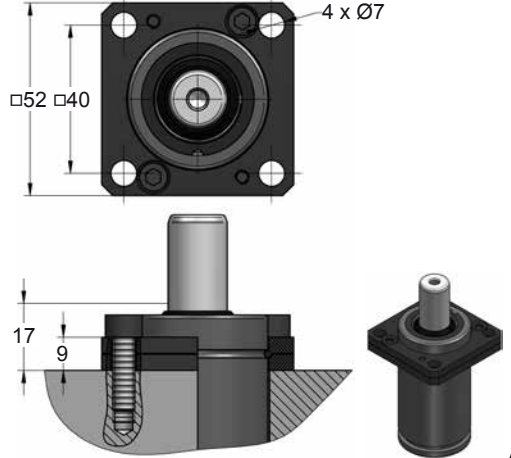
CD 500 V1 MOUNTS

Heavy Duty

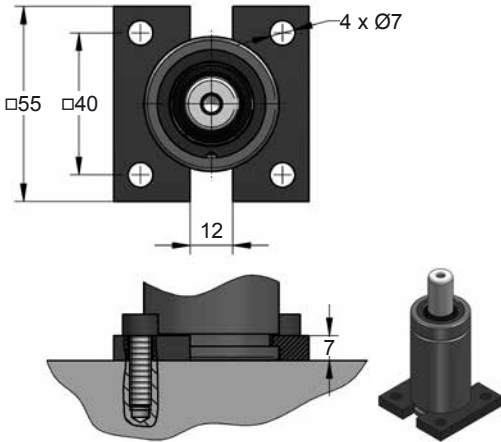
A14-038



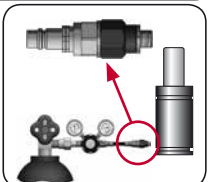
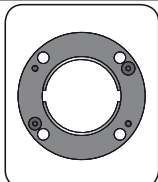
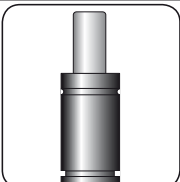
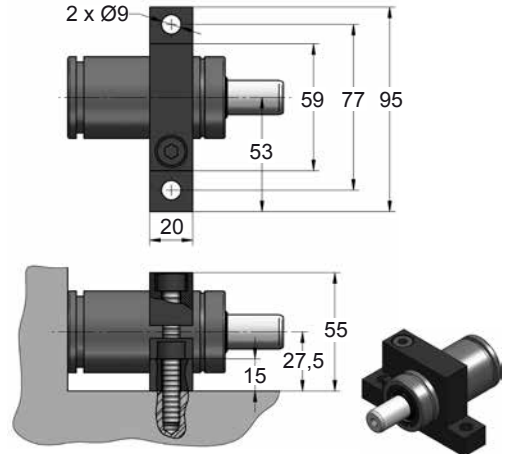
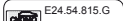
A34-038



C20-038



D02-038

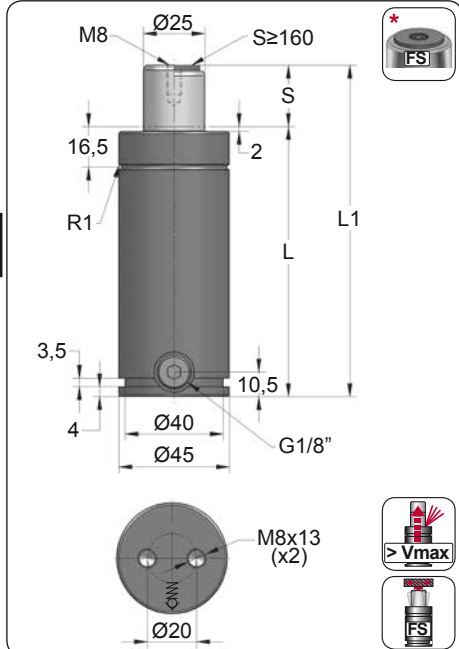


CODE	CD 500 050 V1	KIT S-XXXXXXX KIT C-XXXXXXX	A14-038	06 CG 2-Q
ENG ORDER	GAS SPRING	REPAIR KIT	FLANGE	CHARGING ADAPTER
DEU BESTELLUNG	GASDRUCKFEDER	ERSATZTEILSATZ	FLANSCHEN	LADEADAPTER
FRA COMMANDE	RESSORT À GAZ	KIT DE RÉPARATION	BRIDE	RACCORD DE CHARGE
ITA ORDINE	CILINDRO AD AZOTO	KIT DI MANUTENZIONE	FLANGE	ADATTATORE DI CARICO
ESP PEDIDO	RESORTE DE GAS	KIT DE REPARACION	BRIDA	ADAPTADOR DE CARGA
POR PEDIDO	CILINDRO DE GAS	KIT DE MANUTENÇÃO	FLANGE	ADAPTADOR DE CARGA

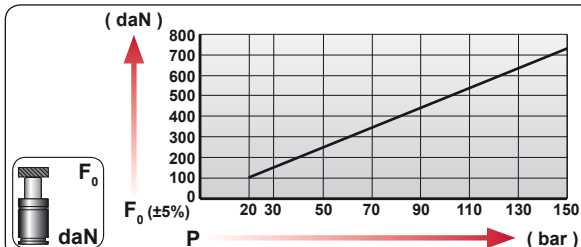
CD 700

Heavy Duty

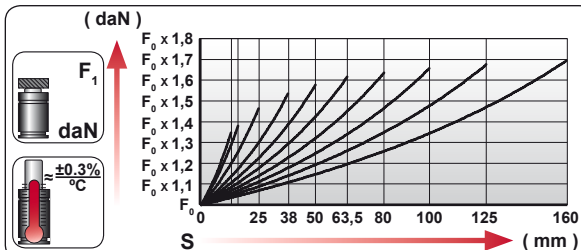




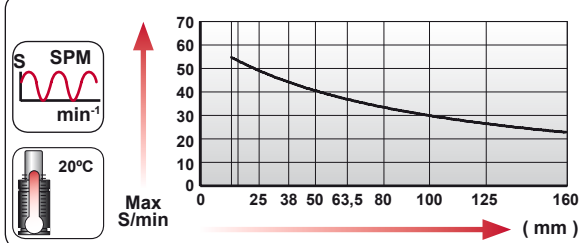
ORDER	S (mm)	L1 ±0,25 (mm)	L (mm)	Kg.
CD 700 012	12.7	110.4	97.7	0.90
CD 700 016	16	117	101	0.92
CD 700 025	25	135	110	0.98
CD 700 038	38	161	123	1.06
CD 700 050	50	185	135	1.13
CD 700 063	63.5	212	148.5	1.22
CD 700 080	80	245	165	1.32
CD 700 100	100	285	185	1.44
CD 700 125	125	335	210	1.60
CD 700 160 *	160	405	245	1.82



CODE					
		bar	psi		
CD 700 050		140	2030	690	1090
CD-H 700 050		0	0	---	---



ENG	ORDER		
DEU	BESTELLUNG	daN	mm
FRA	COMMANDE		
ITA	ORDINE		
ESP	PEDIDO		
POR	PEDIDO		
	CD 700 50		
	CD 700 050		



--	--	--	--	--	--

N ₂	Smax < 90%	Vmax 1,6 m/s	bar psi 20 290	bar psi 150 2175	°C °F 0 32	°C °F 80 176	600 CP-
----------------	------------	--------------	-------------------	---------------------	---------------	-----------------	---------



CD 700 MOUNTS

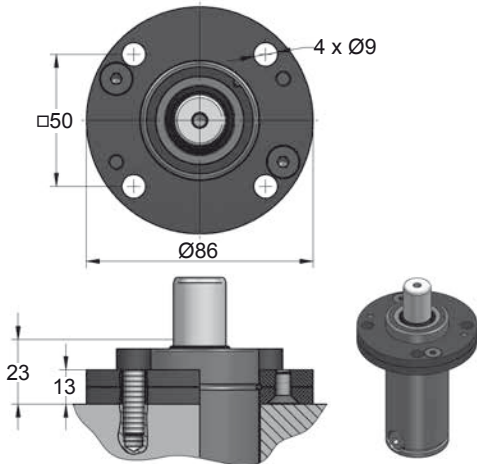
Heavy Duty

MODEL	×	CW 750 KZ 750	AS 700	CK 750 FD 500	CM 600 CD 700	APF 500	CPH 1250	×
SERIES	MINI	COMPACT HEIGHT	THREADED	LOW PROFILE	HEAVY DUTY	ISO	HEAVY LOAD	POWER COMPACT STROKE

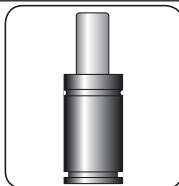
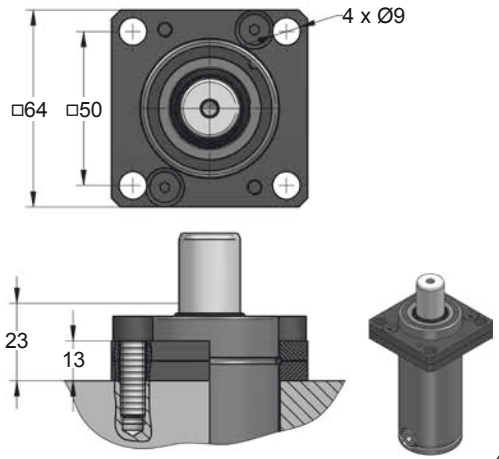
A14-045



E24.54.815.G
EM24.54.700/F

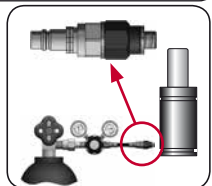
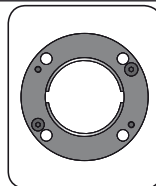


A34-045



SEAL
KIT S-XXXXXXX

CARTRIDGE
KIT C-XXXXXXX



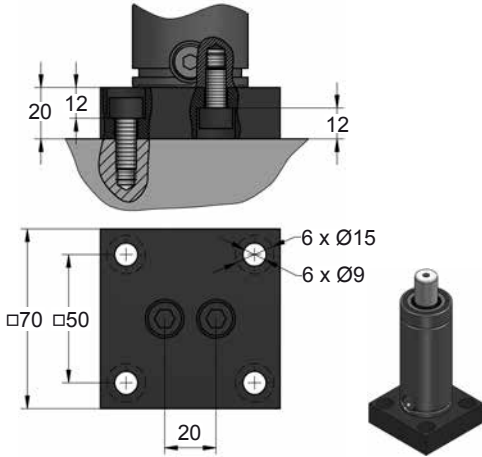
CODE	CD 700 050	KIT S-XXXXXXX KIT C-XXXXXXX	A14-045	18 CG 1-Q
ENG ORDER	GAS SPRING	REPAIR KIT	FLANGE	CHARGING ADAPTER
DEU BESTELLUNG	GASDRUCKFEDER	ERSATZTEILSATZ	FLANSCHEN	LADEADAPTER
FRA COMMANDE	RESSORT À GAZ	KIT DE RÉPARATION	BRIDE	RACCORD DE CHARGE
ITA ORDINE	CILINDRO AD AZOTO	KIT DI MANUTENZIONE	FLANGE	ADATTATORE DI CARICO
ESP PEDIDO	RESORTE DE GAS	KIT DE REPARACION	BRIDA	ADAPTADOR DE CARGA
POR PEDIDO	CILINDRO DE GÁS	KIT DE MANUTENÇÃO	FLANGE	ADAPTADOR DE CARGA

CD 700 MOUNTS

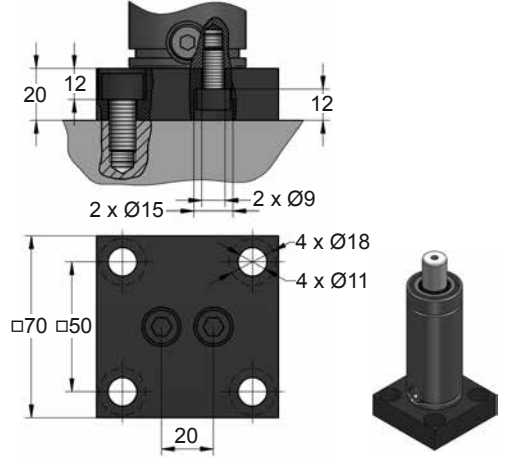
Heavy Duty

**AZOL
GAS**

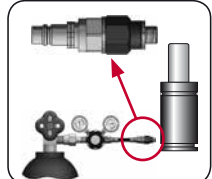
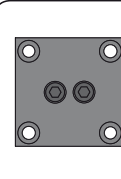
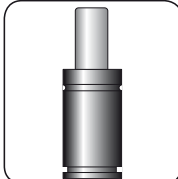
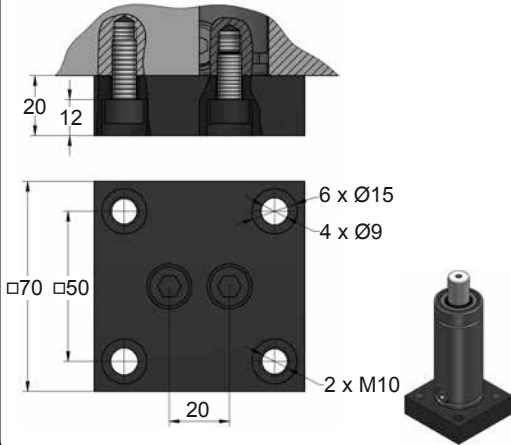
B21-045



B51-045



B76-045



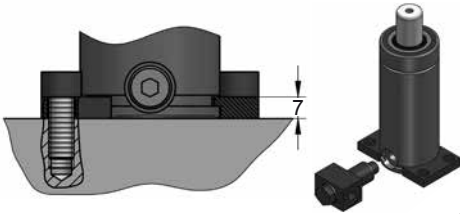
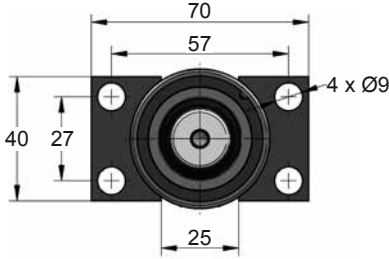
CODE	CD 700 050	KIT S-XXXXXXX KIT C-XXXXXXX	B21-045	18 CG 1-Q
ENG	ORDER	GAS SPRING	FLANGE	CHARGING ADAPTER
DEU	BESTELLUNG	GASDRUCKFEDER	FLANSCHEN	LADEADAPTER
FRA	COMMANDE	RESSORT À GAZ	BRIDE	RACCORD DE CHARGE
ITA	ORDINE	CILINDRO AD AZOTO	FLANGE	ADATTATORE DI CARICO
ESP	PEDIDO	RESORTE DE GAS	BRIDA	ADAPTADOR DE CARGA
POR	PEDIDO	CILINDRO DE GÁS	FLANGE	ADAPTADOR DE CARGA



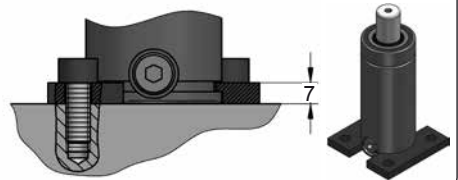
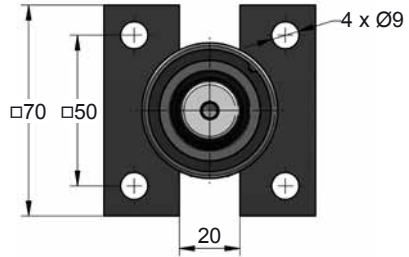
CD 700 MOUNTS

Heavy Duty

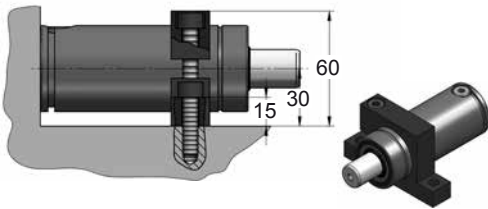
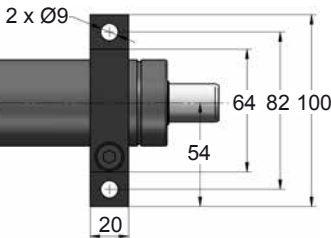
C05-045



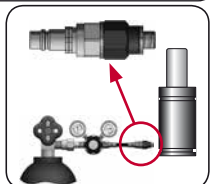
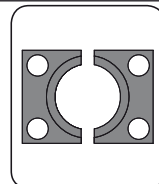
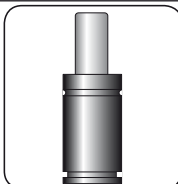
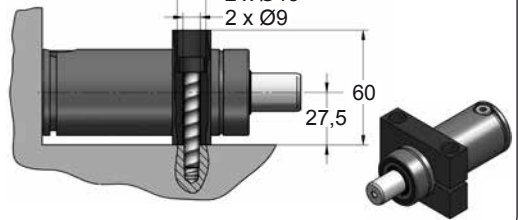
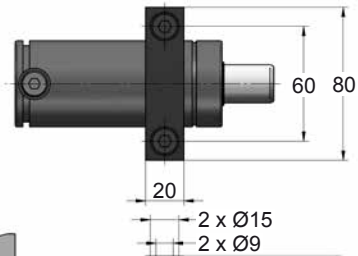
C20-045



D02-045



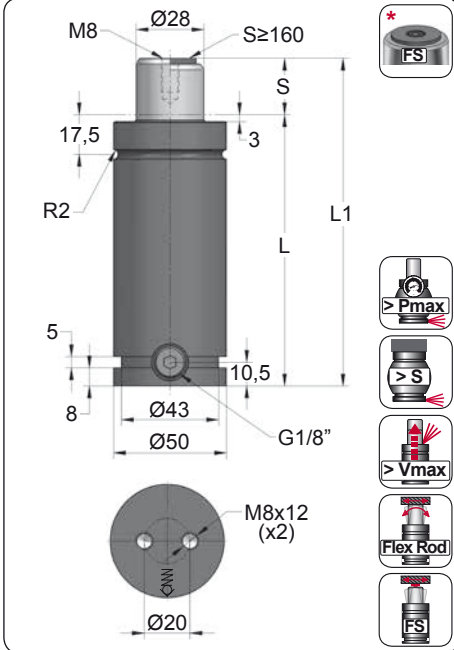
D67-045



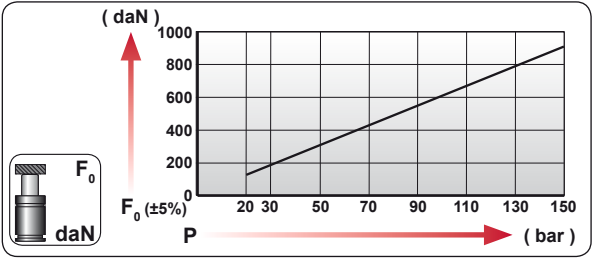
CODE	CD 700 050	KIT S-XXXXXXX KIT C-XXXXXXX	C05-045	18 CG 1-Q	
ENG	ORDER	GAS SPRING	REPAIR KIT	FLANGE	CHARGING ADAPTER
DEU	BESTELLUNG	GASDRUCKFEDER	ERSATZTEILSATZ	FLANSCHEN	LADEADAPTER
FRA	COMMANDE	RESSORT À GAZ	KIT DE RÉPARATION	BRIDE	RACCORD DE CHARGE
ITA	ORDINE	CILINDRO AD AZOTO	KIT DI MANUTENZIONE	FLANGE	ADATTATORE DI CARICO
ESP	PEDIDO	RESORTE DE GAS	KIT DE REPARACION	BRIDA	ADAPTADOR DE CARGA
POR	PEDIDO	CILINDRO DE GÁS	KIT DE MANUTENÇÃO	FLANGE	ADAPTADOR DE CARGA

CD 1000 V1

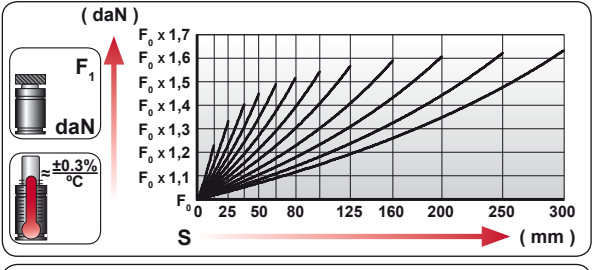
Heavy Duty



ORDER	S (mm)	L1 ±0,25 (mm)	L (mm)	Kg.
CD 1000 013 V1	13	121	108	1.26
CD 1000 025 V1	25	145	120	1.36
CD 1000 038 V1	38	171	133	1.47
CD 1000 050 V1	50	195	145	1.57
CD 1000 063 V1	63.5	222	158.5	1.69
CD 1000 080 V1	80	255	175	1.83
CD 1000 100 V1	100	295	195	1.99
CD 1000 125 V1	125	345	220	2.20
CD 1000 160 V1 *	160	415	255	2.50
CD 1000 200 V1 *	200	495	295	2.83
CD 1000 250 V1 *	250	595	345	3.25
CD 1000 300 V1 *	300	695	395	3.67



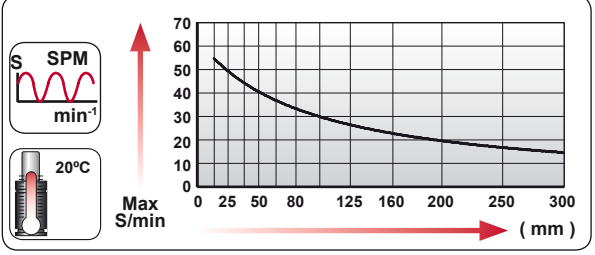
CODE	Pressure Gauge	Pressure		F ₀ daN	F ₁ daN
		bar	psi		
CD 1000 050 V1		150	2175	925	1340
CD-H 1000 050 V1		0	0	---	---



ENG ORDER
 DEU BESTELLUNG
 FRA COMMANDE
 ITA ORDINE
 ESP PEDIDO
 POR PEDIDO

F₀ daN
 S mm

CD 1000 50
CD 1000 050 V1



N₂

S_{max} < 90%

V_{max} 1,6 m/s

P_{min} (20°C) P_{max} (20°C)

T_{min} T_{max}

600 CP-

bar	psi	bar	psi	°C	°F	°C	°F
20	290	150	2175	0	32	80	176

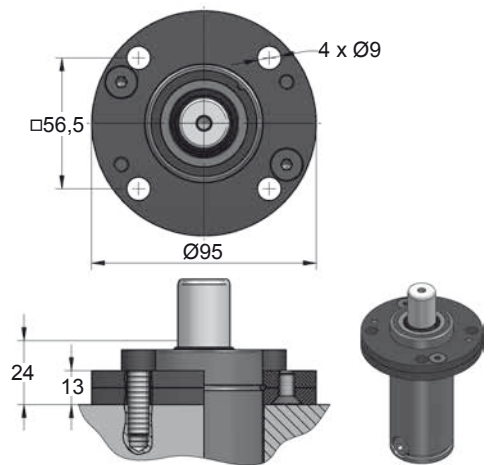


CD 1000 V1 MOUNTS

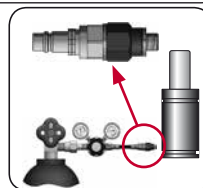
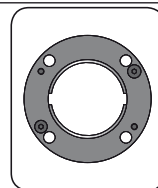
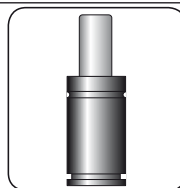
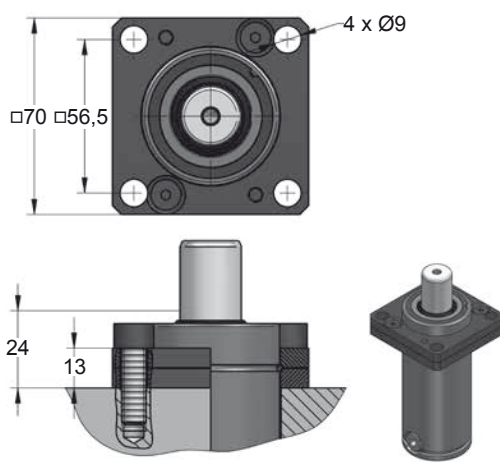
Heavy Duty

s mm	50	50	50	50	50	50	50	
	Ø50	Ø50	Ø50	Ø50	Ø50	Ø50	Ø50	
Ø mm	L1=138 L1=152	L1=138	L1=138 L1=150 L1=150	L1=170 L1=185 L1=195	L1=195	L1=165 L1=175	L1=220	
MODEL	×	CW 1000 KZ 1000	AS 1000	CT 1000 CK 1000 FD 750	GN 750 CM 1000 CD 1000	AG 750	CPH 1700 CP 2000	CS 1800
SERIES	MINI 	COMPACT HEIGHT 	THREADED 	LOW PROFILE 	HEAVY DUTY 	ISO 	HEAVY LOAD 	POWER COMPACT STROKE

A14-050



A34-050



CODE	CD 1000 050 V1	KIT S-XXXXXXX KIT C-XXXXXXX	A14-050	18 CG 1-Q
ENG ORDER	GAS SPRING	REPAIR KIT	FLANGE	CHARGING ADAPTER
DEU BESTELLUNG	GASDRUCKFEDER	ERSATZTEILSATZ	FLANSCHEN	LADEADAPTER
FRA COMMANDE	RESSORT À GAZ	KIT DE RÉPARATION	BRIDE	RACCORD DE CHARGE
ITA ORDINE	CILINDRO AD AZOTO	KIT DI MANUTENZIONE	FLANGE	ADATTATORE DI CARICO
ESP PEDIDO	RESORTE DE GAS	KIT DE REPARACION	BRIDA	ADAPTADOR DE CARGA
POR PEDIDO	CILINDRO DE GÁS	KIT DE MANUTENÇÃO	FLANGE	ADAPTADOR DE CARGA

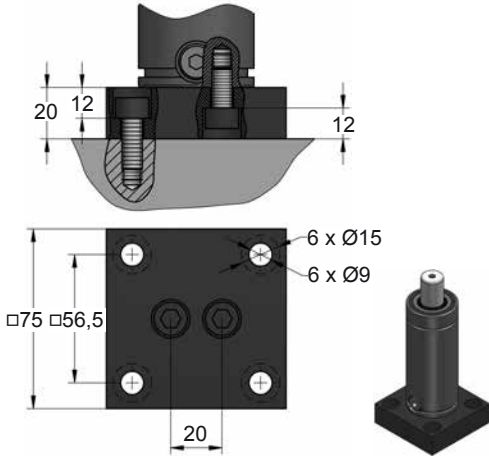
CD 1000 V1 MOUNTS

Heavy Duty

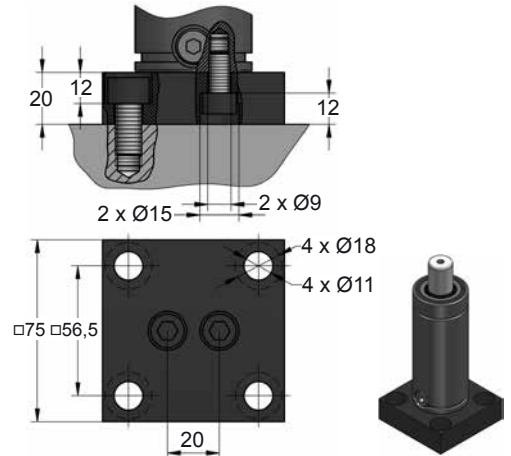
AZOL
GAS

B21-050

EM24.54.700/F

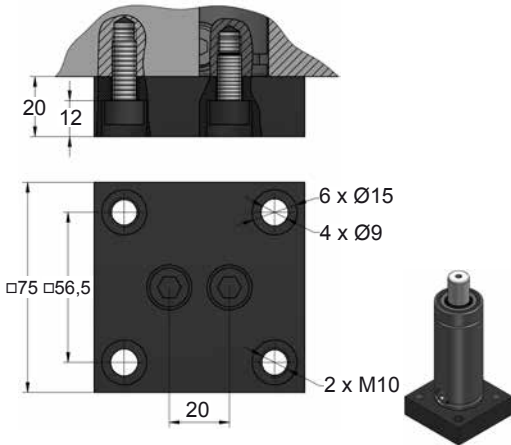


B51-050



B76-050

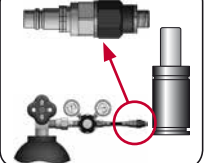
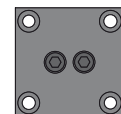
ISO GARANTE EM24.54.815.G EM24.54.700/F



SEAL
KIT S-XXXXXXX



CARTRIDGE
KIT C-XXXXXXX



CODE

CD 1000 050 V1

KIT S-XXXXXXX
KIT C-XXXXXXX

B21-050

18 CG 1-Q

ENG ORDER
DEU BESTELLUNG
FRA COMMANDE
ITA ORDINE
ESP PEDIDO
POR PEDIDO

GAS SPRING
GASDRUCKFEDER
RESSORT À GAZ
CILINDRO AD AZOTO
RESORTE DE GAS
CILINDRO DE GAS

REPAIR KIT
ERSATZTEILSATZ
KIT DE RÉPARATION
KIT DI MANUTENZIONE
KIT DE REPARACION
KIT DE MANUTENÇÃO

FLANGE
FLANSCH
BRIDE
FLANGE
BRIDA
FLANGE

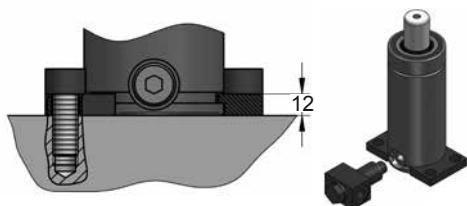
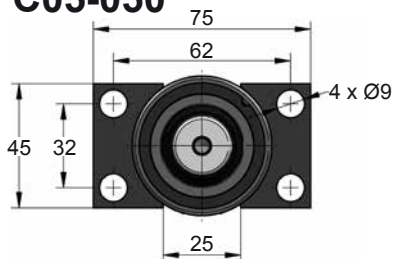
CHARGING ADAPTER
LADEADAPTER
RACCORD DE CHARGE
ADATTATORE DI CARICO
ADAPTADOR DE CARGA
ADAPTADOR DE CARGA



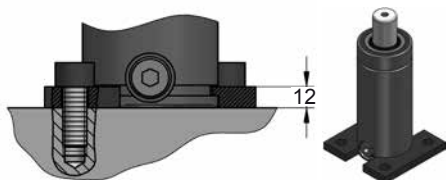
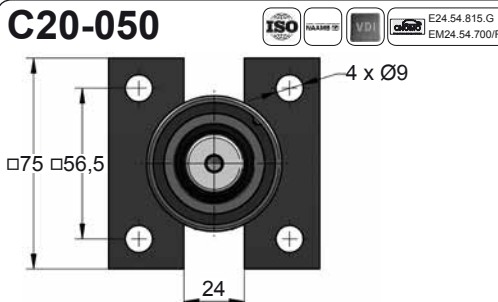
CD 1000 V1 MOUNTS

Heavy Duty

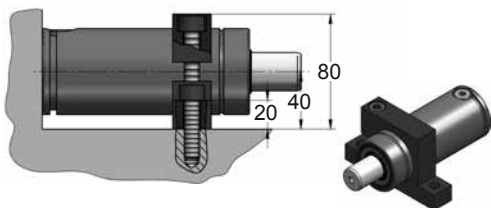
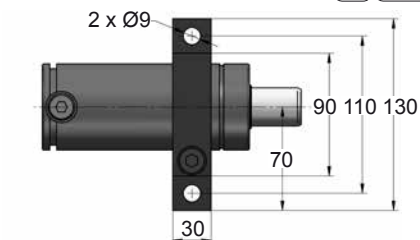
C05-050



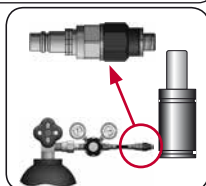
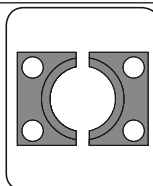
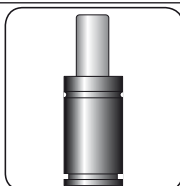
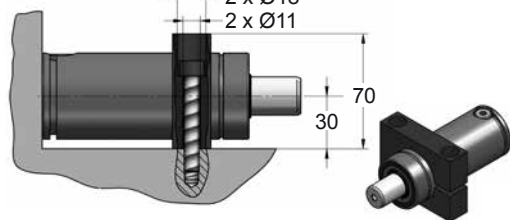
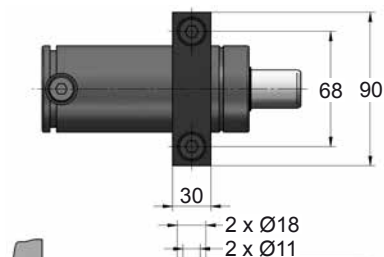
C20-050



D02-050



D67-050

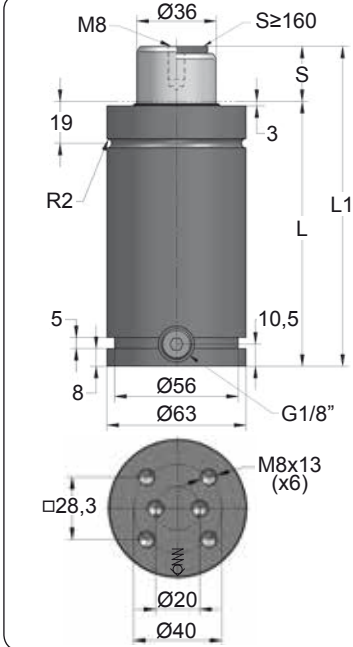


CODE	CD 1000 050 V1	KIT S-XXXXXXX KIT C-XXXXXXX	C05-050	18 CG 1-Q
ENG ORDER	GAS SPRING	REPAIR KIT	FLANGE	CHARGING ADAPTER
DEU BESTELLUNG	GASDRUCKFEDER	ERSATZTEILSATZ	FLANSCH	LADEADAPTER
FRA COMMANDE	RESSORT À GAZ	KIT DE RÉPARATION	BRIDE	RACCORD DE CHARGE
ITA ORDINE	CILINDRO AD AZOTO	KIT DI MANUTENZIONE	FLANGE	ADATTATORE DI CARICO
ESP PEDIDO	RESORTE DE GAS	KIT DE REPARACION	BRIDA	ADAPTADOR DE CARGA
POR PEDIDO	CILINDRO DE GÁS	KIT DE MANUTENÇÃO	FLANGE	ADAPTADOR DE CARGA

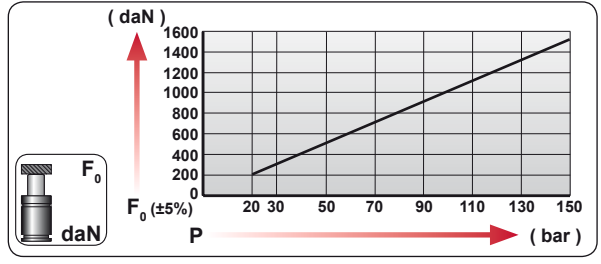
CD 1500 V2

Heavy Duty

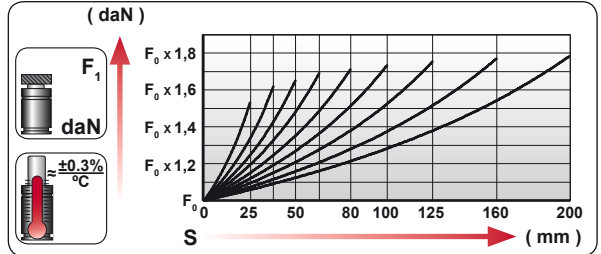




ORDER	S (mm)	L1 ±0,25 (mm)	L (mm)	Kg.
CD 1500 025 V2	25	145	120	2.19
CD 1500 038 V2	38	171	133	2.35
CD 1500 050 V2	50	195	145	2.50
CD 1500 063 V2	63	221	158	2.67
CD 1500 080 V2	80	255	175	2.88
CD 1500 100 V2	100	295	195	3.13
CD 1500 125 V2	125	345	220	3.45
CD 1500 160 V2 *	160	415	255	3.89
CD 1500 200 V2 *	200	495	295	4.39



CODE		Pressure			
		bar	psi		
CD 1500 050 V2		150	2175	1530	2525
CD-H 1500 050 V2		0	0	---	---

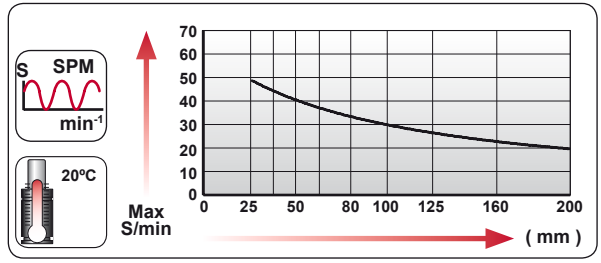


ENG ORDER, DEU BESTELLUNG, FRA COMMANDE, ITA ORDINE, ESP PEDIDO, POR PEDIDO

F₀ daN **S** mm

CD 1500 50

CD 1500 050 V2



	S_{max} < 90%	V_{max} 1,6 m/s	P_{min} (20°C)	P_{max} (20°C)	T_{min}	T_{max}	
--	---------------------------------	--------------------------------	-------------------------------	-------------------------------	------------------------	------------------------	--

N₂	S_{max} < 90%	V_{max} 1,6 m/s	bar psi	bar psi	°C °F	°C °F	600 CP-
			20 290	150 2175	0 32	80 176	

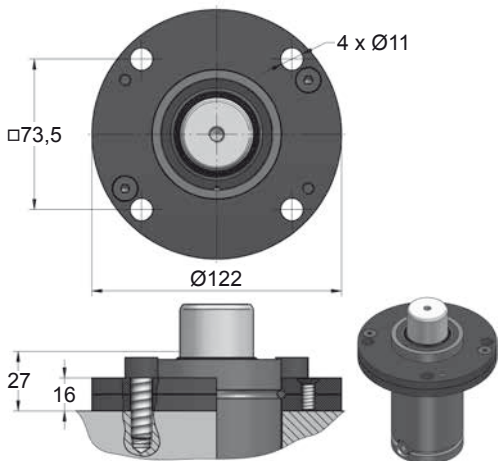


CD 1500 V2 MOUNTS

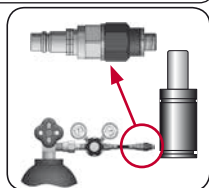
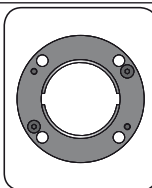
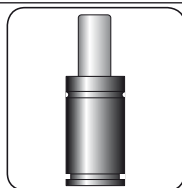
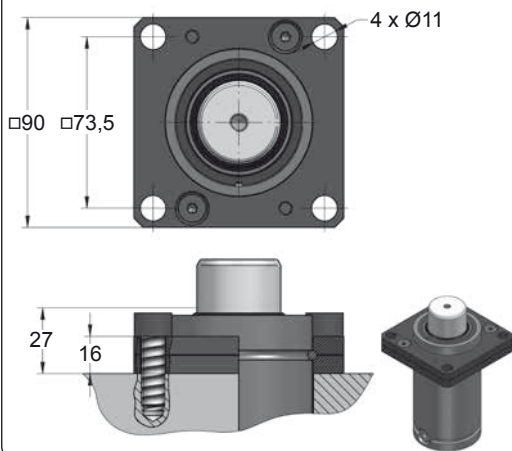
Heavy Duty

MODEL	×	CW 1500 KZ 1500	×	CT 1500 CK 1500	CM 1500 CD 1500	×	CPH 2800 CP 3000	CS 3000
SERIES	MINI	COMPACT HEIGHT	THREADED	LOW PROFILE	HEAVY DUTY	ISO	HEAVY LOAD	POWER COMPACT STROKE

A14-063



A39-063



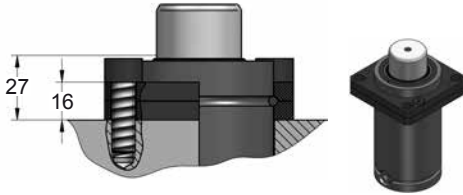
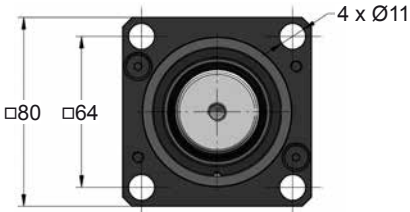
CODE	CD 1500 050 V2	KIT S-XXXXXXX KIT C-XXXXXXX	A14-063	18 CG 1-Q
ENG ORDER	GAS SPRING	REPAIR KIT	FLANGE	CHARGING ADAPTER
DEU BESTELLUNG	GASDRUCKFEDER	ERSATZTEILSATZ	FLANSCHEN	LADEADAPTER
FRA COMMANDE	RESSORT À GAZ	KIT DE RÉPARATION	BRIDE	RACCORD DE CHARGE
ITA ORDINE	CILINDRO AD AZOTO	KIT DI MANUTENZIONE	FLANGE	ADATTATORE DI CARICO
ESP PEDIDO	RESORTE DE GAS	KIT DE REPARACION	BRIDA	ADAPTADOR DE CARGA
POR PEDIDO	CILINDRO DE GÁS	KIT DE MANUTENÇÃO	FLANGE	ADAPTADOR DE CARGA

CD 1500 V2 MOUNTS

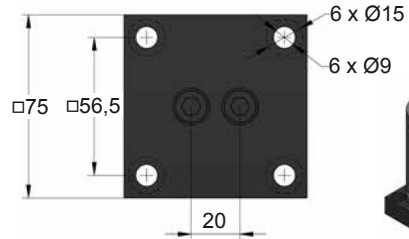
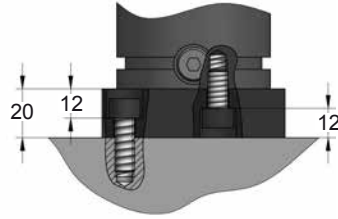
Heavy Duty

AZOL
GAS

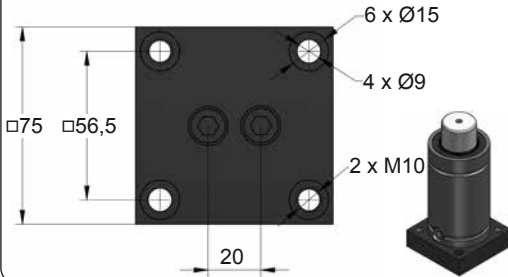
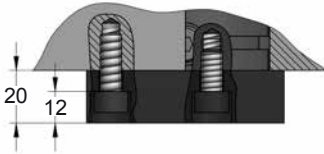
A69-063



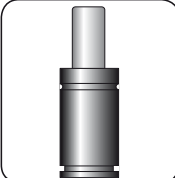
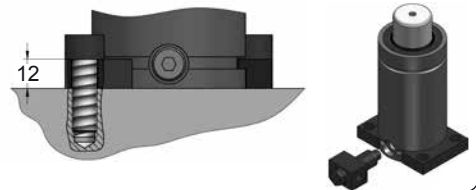
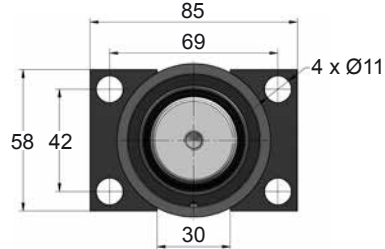
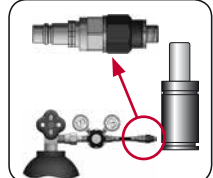
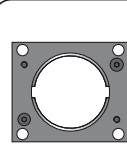
B21-063



B76-063



C05-063


SEAL
KIT S-XXXXXXX
CARTRIDGE
KIT C-XXXXXXX

CODE
CD 1500 050 V2
KIT S-XXXXXXX
KIT C-XXXXXXX
A69-063
18 CG 1-Q

ENG ORDER
 DEU BESTELLUNG
 FRA COMMANDE
 ITA ORDINE
 ESP PEDIDO
 POR PEDIDO

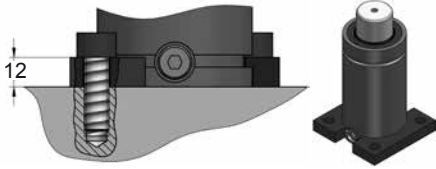
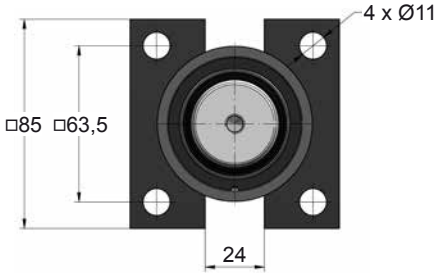
GAS SPRING
 GASDRUCKFEDER
 RESSORT À GAZ
 CILINDRO AD AZOTO
 RESORTE DE GAS
 CILINDRO DE GAS

REPAIR KIT
 ERSATZTEILSATZ
 KIT DE RÉPARATION
 KIT DI MANUTENZIONE
 KIT DE REPARACION
 KIT DE MANUTENÇÃO

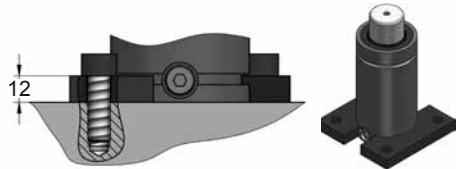
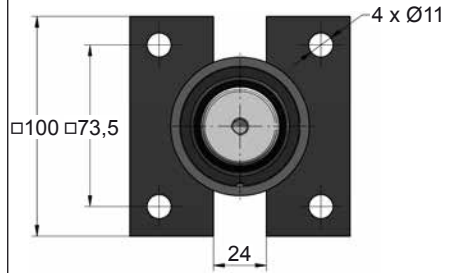
FLANGE
 FLANSCH
 BRIDE
 FLANGE
 BRIDA
 FLANGE

CHARGING ADAPTER
 LADEADAPTER
 RACCORD DE CHARGE
 ADATTATORE DI CARICO
 ADAPTADOR DE CARGA
 ADAPTADOR DE CARGA

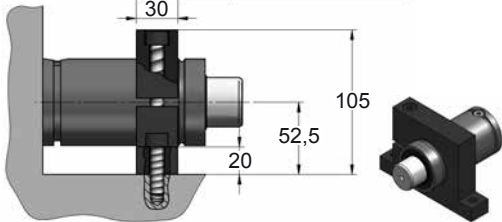
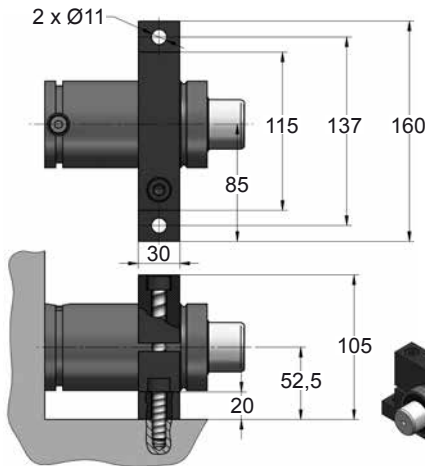
C30-063



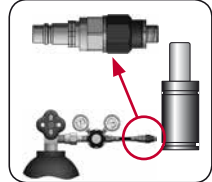
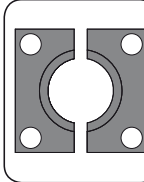
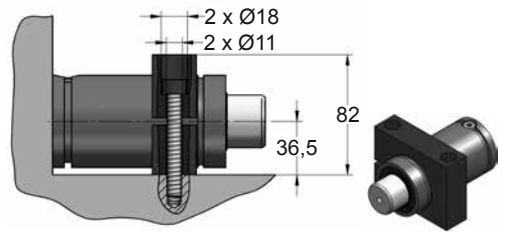
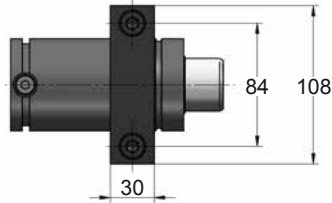
C35-063



D02-063



D67-063

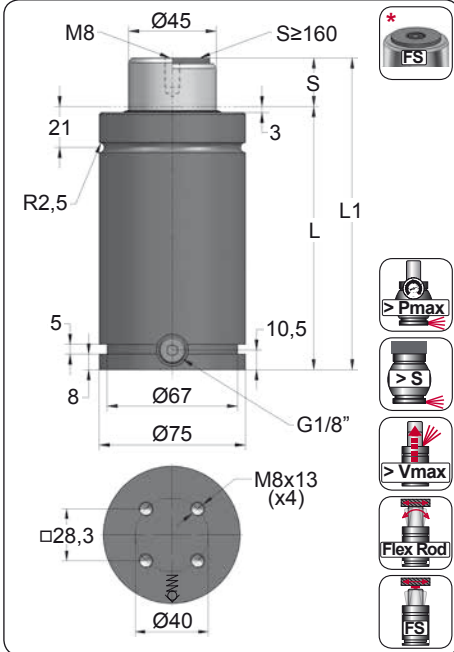


CODE	CD 1500 050 V2	KIT S-XXXXXXX KIT C-XXXXXXX	C30-063	18 CG 1-Q
ENG ORDER	GAS SPRING	REPAIR KIT	FLANGE	CHARGING ADAPTER
DEU BESTELLUNG	GASDRUCKFEDER	ERSATZTEILSATZ	FLANSCHEN	LADEADAPTER
FRA COMMANDE	RESSORT À GAZ	KIT DE RÉPARATION	BRIDE	RACCORD DE CHARGE
ITA ORDINE	CILINDRO AD AZOTO	KIT DI MANUTENZIONE	FLANGE	ADATTATORE DI CARICO
ESP PEDIDO	RESORTE DE GAS	KIT DE REPARACION	BRIDA	ADAPTADOR DE CARGA
POR PEDIDO	CILINDRO DE GÁS	KIT DE MANUTENÇÃO	FLANGE	ADAPTADOR DE CARGA

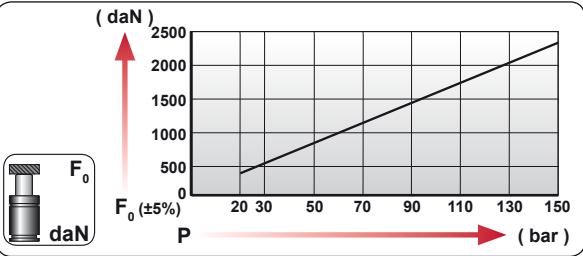
CD 2400

Heavy Duty

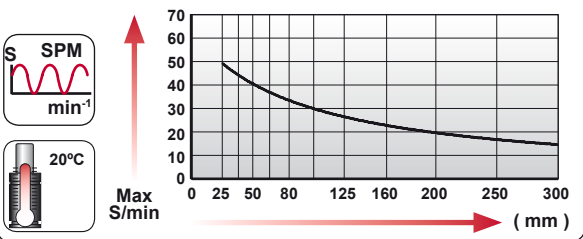
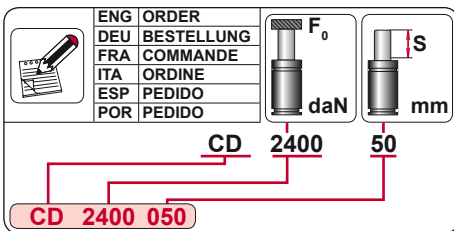
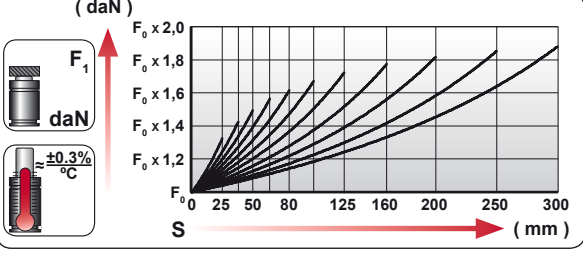




ORDER	S (mm)	L1 ±0.25 (mm)	L (mm)	Kg.
CD 2400 025	25	160	135	3.30
CD 2400 038	38	186	148	3.53
CD 2400 050	50	210	160	3.73
CD 2400 063	63.5	237	173.5	3.96
CD 2400 080	80	270	190	4.25
CD 2400 100	100	310	210	4.59
CD 2400 125	125	360	235	5.02
CD 2400 160 *	160	430	270	5.62
CD 2400 200 *	200	510	310	6.30
CD 2400 250 *	250	610	360	7.16
CD 2400 300 *	300	710	410	8.02



CODE	[Valve Icon]	Pressure		F ₀ daN	F ₁ daN
		bar	psi		
CD 2400 050	[Valve Icon]	150	2175	2385	3565
CD-H 2400 050	[Valve Icon]	0	0	---	---



--	--	--	--	--	--	--	--

N ₂	Smax < 90%	Vmax 1,6 m/s	bar psi	bar psi	°C °F	°C °F	600 CP-
			20 290	150 2175	0 32	80 176	

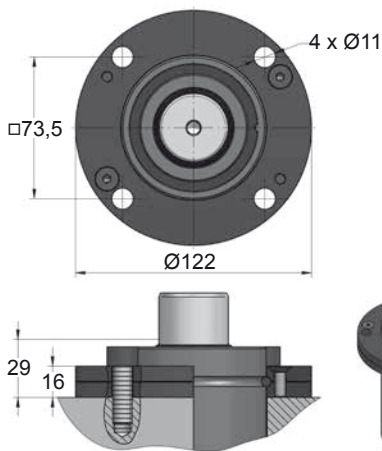


CD 2400 MOUNTS

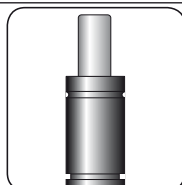
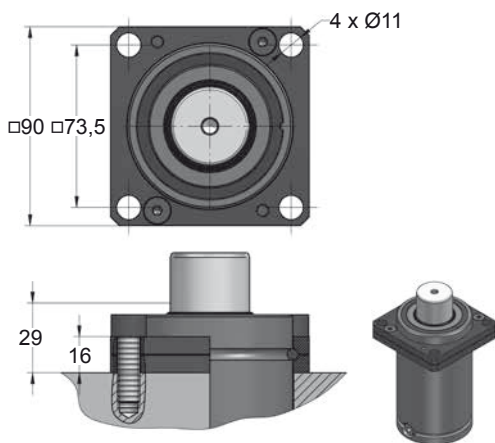
Heavy Duty

MODEL	X	CW 2400 KZ 2400	X	CT 2500 CK 2500 FD 1500	GN 1500 CM 2500 CD 2400	AG 1500	CPH 4300 CP 5000	CS 4700
SERIES	MINI	COMPACT HEIGHT	THREADED	LOW PROFILE	HEAVY DUTY	ISO	HEAVY LOAD	POWER COMPACT STROKE

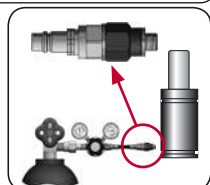
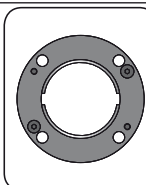
A14-075



A34-075



SEAL KIT S-XXXXXXX
CARTRIDGE KIT C-XXXXXXX



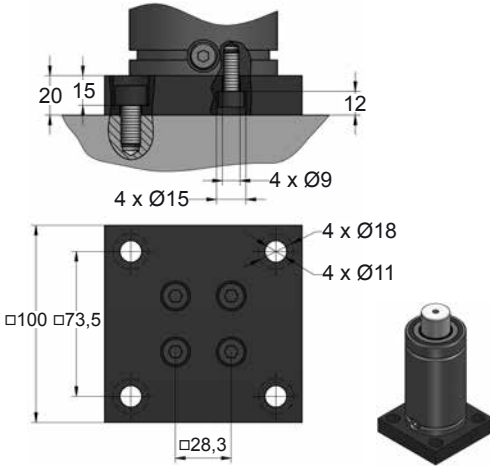
CODE	CD 2400 050	KIT S-XXXXXXX KIT C-XXXXXXX	A14-075	18 CG 1-Q
ENG ORDER	GAS SPRING	REPAIR KIT	FLANGE	CHARGING ADAPTER
DEU BESTELLUNG	GASDRUCKFEDER	ERSATZTEILSATZ	FLANSCHEN	LADEADAPTER
FRA COMMANDE	RESSORT À GAZ	KIT DE RÉPARATION	BRIDE	RACCORD DE CHARGE
ITA ORDINE	CILINDRO AD AZOTO	KIT DI MANUTENZIONE	FLANGE	ADATTATORE DI CARICO
ESP PEDIDO	RESORTE DE GAS	KIT DE REPARACION	BRIDA	ADAPTADOR DE CARGA
POR PEDIDO	CILINDRO DE GÁS	KIT DE MANUTENÇÃO	FLANGE	ADAPTADOR DE CARGA

CD 2400 MOUNTS

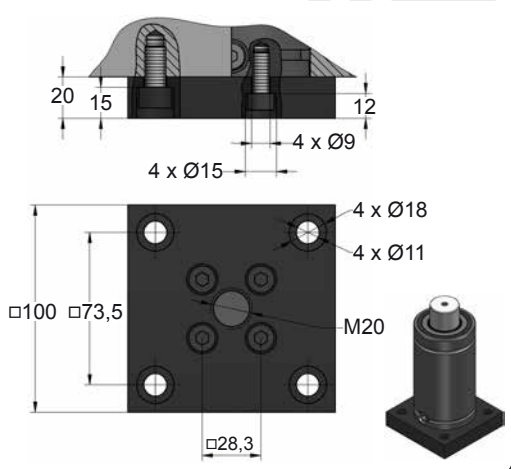
Heavy Duty



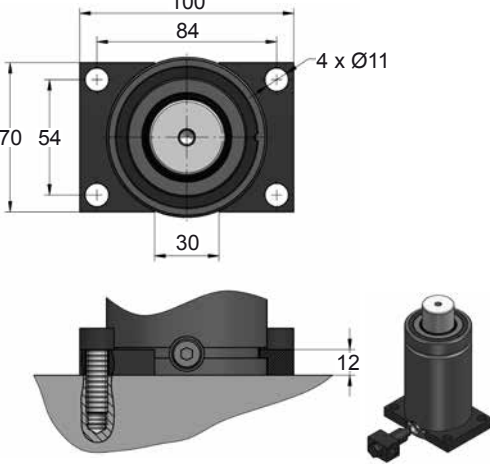
B21-075



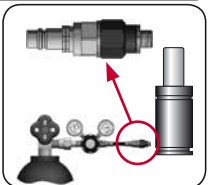
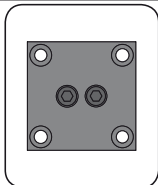
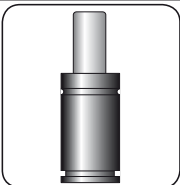
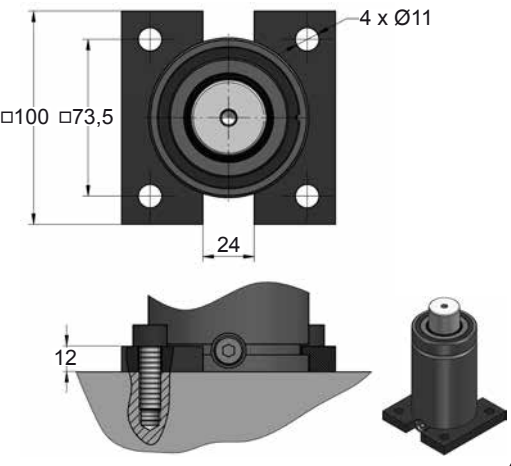
B76-075



C05-075



C20-075



CODE	CD 2400 050	KIT S-XXXXXXX KIT C-XXXXXXX	B21-075	18 CG 1-Q
ENG ORDER	GAS SPRING	REPAIR KIT	FLANGE	CHARGING ADAPTER
DEU BESTELLUNG	GASDRUCKFEDER	ERSATZTEILSATZ	FLANSCHEN	LADEADAPTER
FRA COMMANDE	RESSORT À GAZ	KIT DE RÉPARATION	BRIDE	RACCORD DE CHARGE
ITA ORDINE	CILINDRO AD AZOTO	KIT DI MANUTENZIONE	FLANGE	ADATTATORE DI CARICO
ESP PEDIDO	RESORTE DE GAS	KIT DE REPARACION	BRIDA	ADAPTADOR DE CARGA
POR PEDIDO	CILINDRO DE GAS	KIT DE MANUTENÇÃO	FLANGE	ADAPTADOR DE CARGA

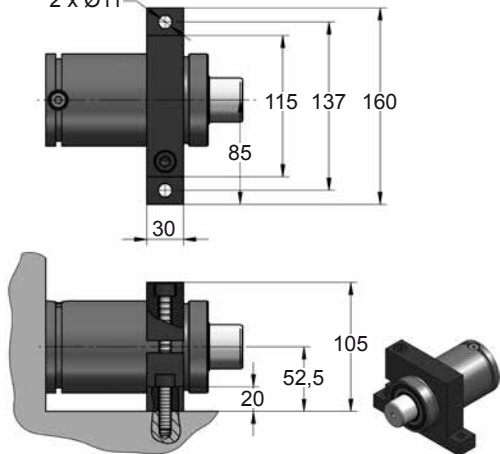


CD 2400 MOUNTS

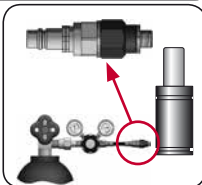
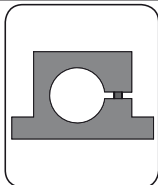




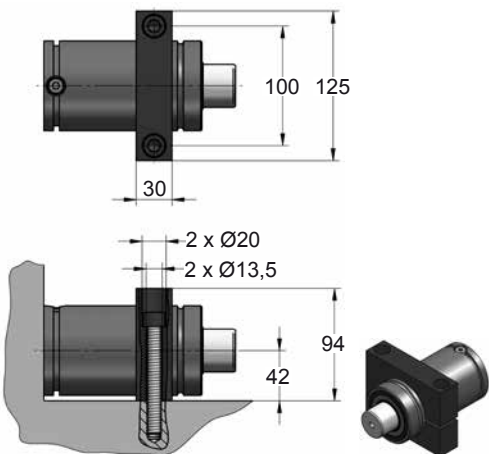
Heavy Duty

D02-075

2 x Ø11



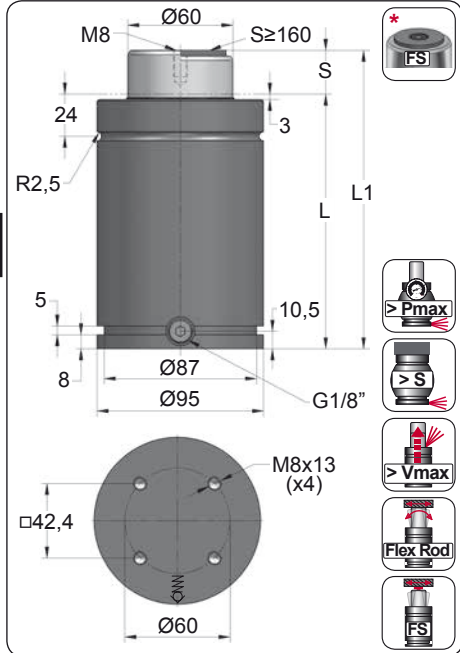
D67-075



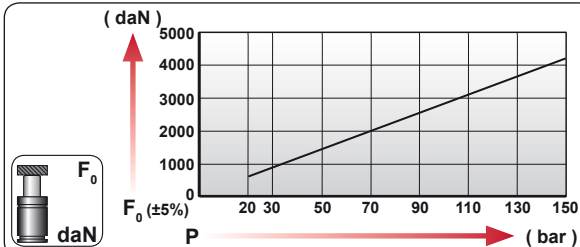
CODE	CD 2400 050	KIT S-XXXXXXX KIT C-XXXXXXX	D02-075	18 CG 1-Q
ENG ORDER	GAS SPRING	REPAIR KIT	FLANGE	CHARGING ADAPTER
DEU BESTELLUNG	GASDRUCKFEDER	ERSATZTEILSATZ	FLANSCHEN	LADEADAPTER
FRA COMMANDE	RESSORT À GAZ	KIT DE RÉPARATION	BRIDE	RACCORD DE CHARGE
ITA ORDINE	CILINDRO AD AZOTO	KIT DI MANUTENZIONE	FLANGE	ADATTATORE DI CARICO
ESP PEDIDO	RESORTE DE GAS	KIT DE REPARACION	BRIDA	ADAPTADOR DE CARGA
POR PEDIDO	CILINDRO DE GÁS	KIT DE MANUTENÇÃO	FLANGE	ADAPTADOR DE CARGA

CD 4200

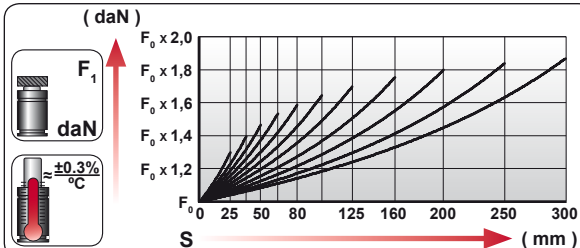
Heavy Duty



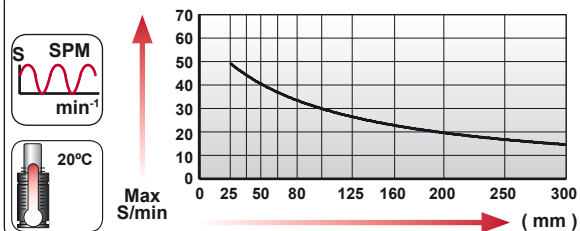
ORDER	S (mm)	L1 ±0,25 (mm)	L (mm)	Kg.
CD 4200 025	25	170	145	5.54
CD 4200 038	38	196	158	5.91
CD 4200 050	50	220	170	6.25
CD 4200 063	63.5	247	183.5	6.63
CD 4200 080	80	280	200	7.10
CD 4200 100	100	320	220	7.67
CD 4200 125	125	370	245	8.39
CD 4200 160 *	160	440	280	9.38
CD 4200 200 *	200	520	320	10.53
CD 4200 250 *	250	620	370	11.95
CD 4200 300 *	300	720	420	13.38



CODE		Pressure			
		bar	psi		
CD 4200 050		150	2175	4240	6210
CD-H 4200 050		0	0	---	---



ENG ORDER DEU BESTELLUNG FRA COMMANDE ITA ORDINE ESP PEDIDO POR PEDIDO		F ₀ daN	S mm	
				CD
				CD 4200 050



--	--	--	--	--	--	--	--

N ₂	S _{max} < 90%	V _{max} 1,6 m/s	bar psi	bar psi	°C °F	°C °F	600 CP-
			20 290	150 2175	0 32	80 176	

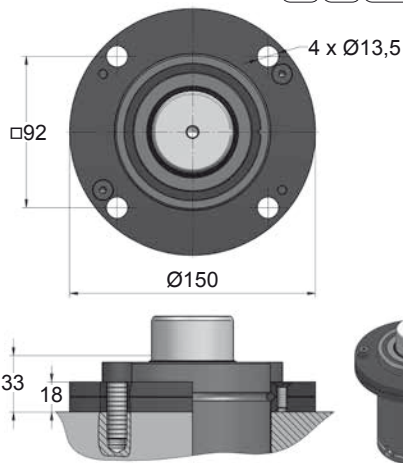


CD 4200 MOUNTS

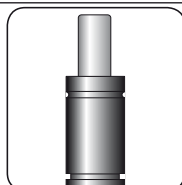
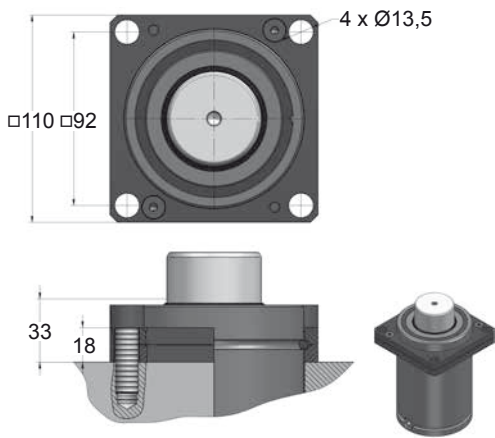
Heavy Duty

MODEL	X	CW 4200 KZ 4200	X	CK 4000 FD 3000	GN 3000 CM 4000 CD 4200	AG 3000	CP 8000	CS 7500
SERIES	MINI	COMPACT HEIGHT	THREADED	LOW PROFILE	HEAVY DUTY	ISO	HEAVY LOAD	POWER COMPACT STROKE

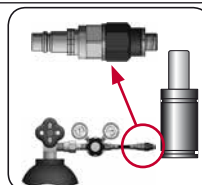
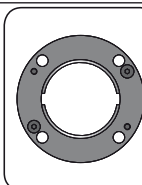
A14-095



A34-095




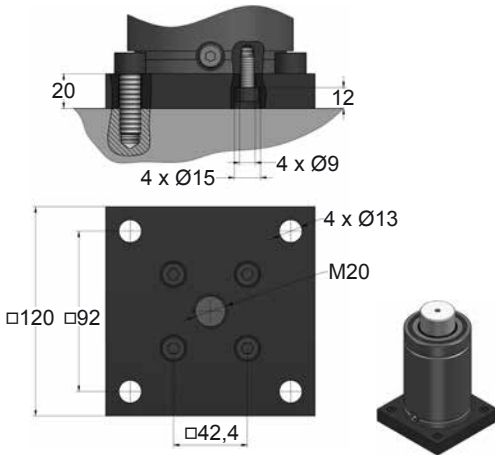

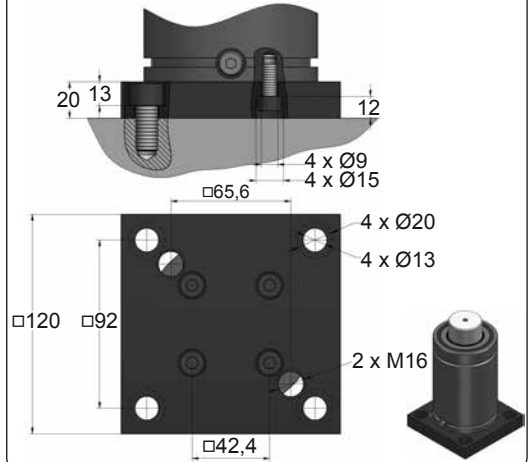

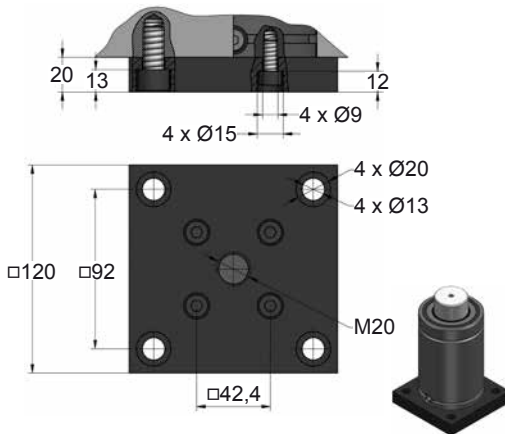
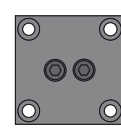
SEAL KIT S-XXXXXXX
CARTRIDGE KIT C-XXXXXXX



CODE	CD 4200 050	KIT S-XXXXXXX KIT C-XXXXXXX	A14-095	18 CG 1-Q
ENG ORDER	GAS SPRING	REPAIR KIT	FLANGE	CHARGING ADAPTER
DEU BESTELLUNG	GASDRUCKFEDER	ERSATZTEILSATZ	FLANSCHEN	LADEADAPTER
FRA COMMANDE	RESSORT À GAZ	KIT DE RÉPARATION	BRIDE	RACCORD DE CHARGE
ITA ORDINE	CILINDRO AD AZOTO	KIT DI MANUTENZIONE	FLANGE	ADATTATORE DI CARICO
ESP PEDIDO	RESORTE DE GAS	KIT DE REPARACION	BRIDA	ADAPTADOR DE CARGA
POR PEDIDO	CILINDRO DE GÁS	KIT DE MANUTENÇÃO	FLANGE	ADAPTADOR DE CARGA

CD 4200 MOUNTS

Heavy Duty

**AZOL
GAS** **B16-095** E24.54.815.G**B21-095** EM24.54.700/F**B76-095**   EM24.54.700/F**SEAL****KIT S-XXXXXXX****CARTRIDGE****KIT C-XXXXXXX****CODE****CD 4200 050****KIT S-XXXXXXX
KIT C-XXXXXXX****B16-095****18 CG 1-Q**

ENG ORDER
DEU BESTELLUNG
FRA COMMANDE
ITA ORDINE
ESP PEDIDO
POR PEDIDO

GAS SPRING
GASDRUCKFEDER
RESSORT À GAZ
CILINDRO AD AZOTO
RESORTE DE GAS
CILINDRO DE GAS

REPAIR KIT
ERSATZTEILSATZ
KIT DE RÉPARATION
KIT DI MANUTENZIONE
KIT DE REPARACION
KIT DE MANUTENÇÃO

FLANGE
FLANSCHEN
BRIDE
FLANGE
BRIDA
FLANGE

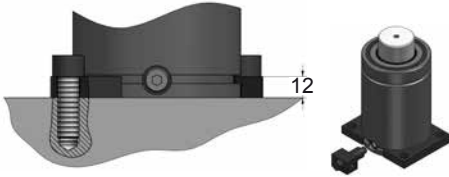
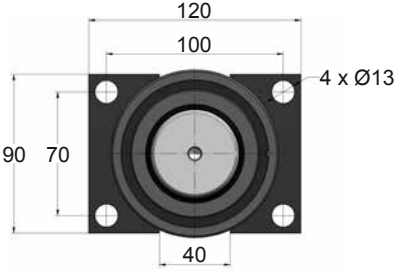
CHARGING ADAPTER
LADEADAPTER
RACCORD DE CHARGE
ADATTATORE DI CARICO
ADAPTADOR DE CARGA
ADAPTADOR DE CARGA



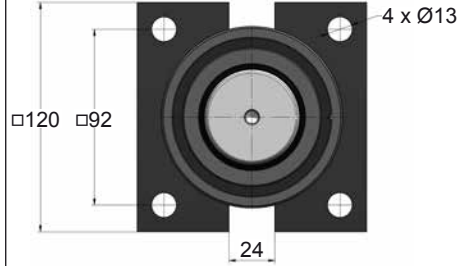
CD 4200 MOUNTS

Heavy Duty

C05-095

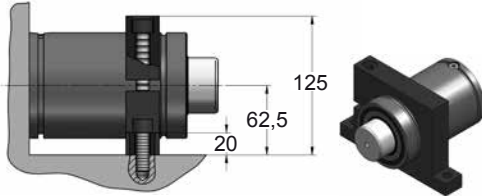
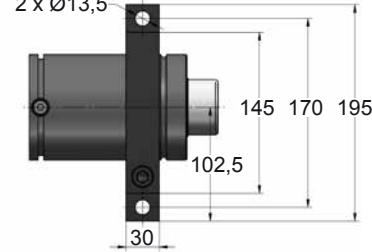


C20-095

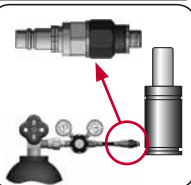
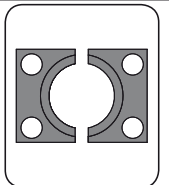

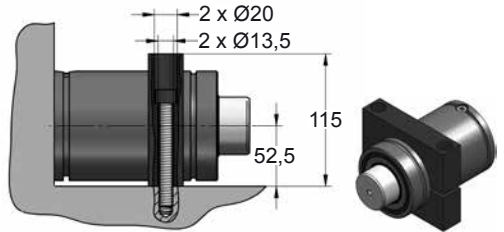
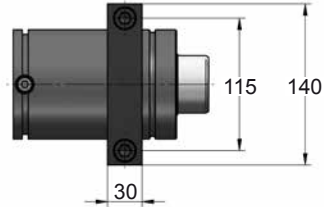


D02-095

2 x Ø13,5



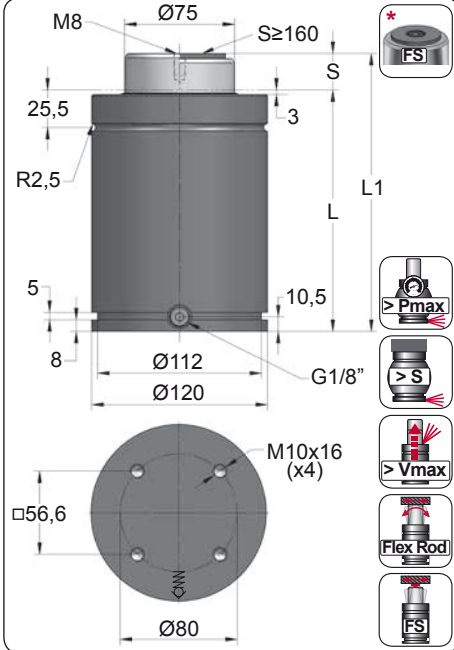
D67-095



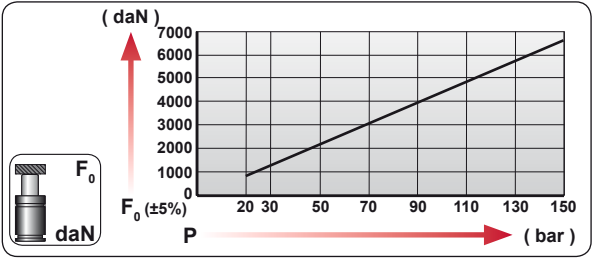
CODE	CD 4200 050	KIT S-XXXXXXX KIT C-XXXXXXX	C05-095	18 CG 1-Q	
ENG	ORDER	GAS SPRING	REPAIR KIT	FLANGE	CHARGING ADAPTER
DEU	BESTELLUNG	GASDRUCKFEDER	ERSATZTEILSATZ	FLANSCHEN	LADEADAPTER
FRA	COMMANDE	RESSORT À GAZ	KIT DE RÉPARATION	BRIDE	RACCORD DE CHARGE
ITA	ORDINE	CILINDRO AD AZOTO	KIT DI MANUTENZIONE	FLANGE	ADATTATORE DI CARICO
ESP	PEDIDO	RESORTE DE GAS	KIT DE REPARACION	BRIDA	ADAPTADOR DE CARGA
POR	PEDIDO	CILINDRO DE GÁS	KIT DE MANUTENÇÃO	FLANGE	ADAPTADOR DE CARGA

CD 6600

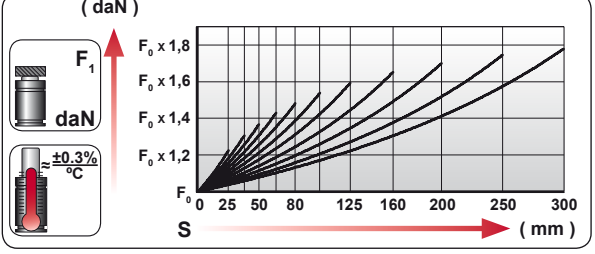
Heavy Duty



ORDER	S (mm)	L1 ±0,25 (mm)	L (mm)	Kg.
CD 6600 025	25	190	165	10.29
CD 6600 038	38	216	178	10.89
CD 6600 050	50	240	190	11.44
CD 6600 063	63.5	267	203.5	12.07
CD 6600 080	80	300	220	12.84
CD 6600 100	100	340	240	13.76
CD 6600 125	125	390	265	14.92
CD 6600 160 *	160	460	300	16.55
CD 6600 200 *	200	540	340	18.40
CD 6600 250 *	250	640	390	20.72
CD 6600 300 *	300	740	440	23.04



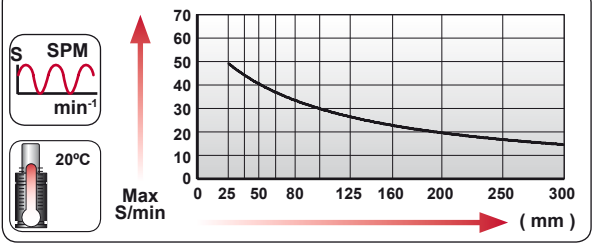
CODE					
		bar	psi		
CD 6600 050		150	2175	6630	9060
CD-H 6600 050		0	0	---	---



	ENG ORDER		
	DEU BESTELLUNG		
	FRA COMMANDE		
	ITA ORDINE		
	ESP PEDIDO		
POR PEDIDO			

CD 6600 50

CD 6600 050


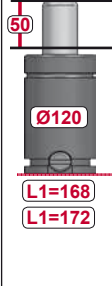



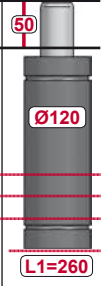












--	--	--	--	--	--	--	--

N ₂	S _{max} < 90%	V _{max} 1,6 m/s	bar psi	bar psi	°C °F	°C °F	600 CP-
			20 290	150 2175	0 32	80 176	

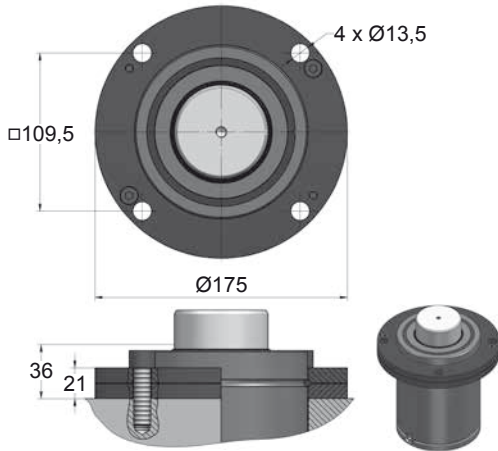
CD 6600 MOUNTS

Heavy Duty

								
								
								
MODEL	✗	CW 6600 KZ 6600	✗	FD 5000	GN 5000 CM 6500 CD 6600	AG 5000	✗	CS 11800
SERIES	MINI 	COMPACT HEIGHT 	THREADED 	LOW PROFILE 	HEAVY DUTY 	ISO 	HEAVY LOAD 	POWER COMPACT STROKE 

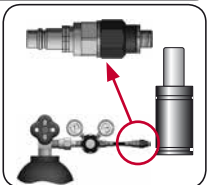
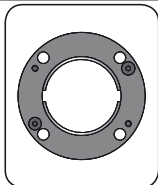
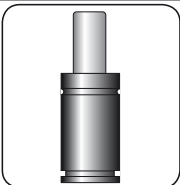

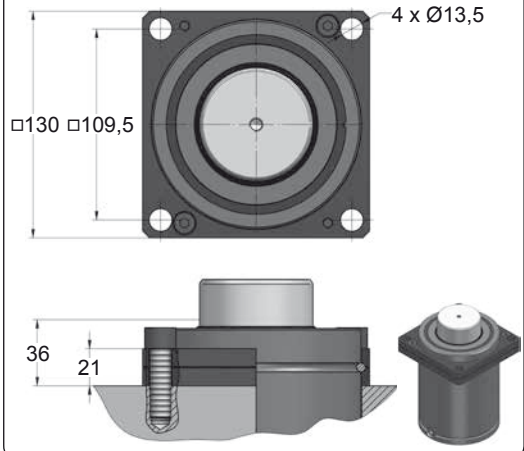
A14-120

ISO VALVE TYP. E24.54.815.G EM24.54.700/F



A34-120

ISO VDI




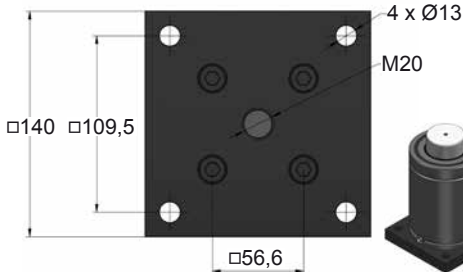
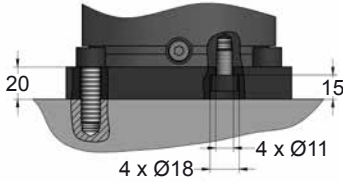
CODE	CD 6600 050	KIT S-XXXXXXX KIT C-XXXXXXX	A14-120	18 CG 1-Q
ENG ORDER	GAS SPRING	REPAIR KIT	FLANGE	CHARGING ADAPTER
DEU BESTELLUNG	GASDRUCKFEDER	ERSATZTEILSATZ	FLANSCHEN	LADEADAPTER
FRA COMMANDE	RESSORT À GAZ	KIT DE RÉPARATION	BRIDE	RACCORD DE CHARGE
ITA ORDINE	CILINDRO AD AZOTO	KIT DI MANUTENZIONE	FLANGE	ADATTATORE DI CARICO
ESP PEDIDO	RESORTE DE GAS	KIT DE REPARACION	BRIDA	ADAPTADOR DE CARGA
POR PEDIDO	CILINDRO DE GÁS	KIT DE MANUTENÇÃO	FLANGE	ADAPTADOR DE CARGA

CD 6600 MOUNTS

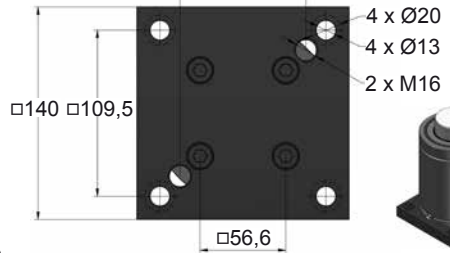
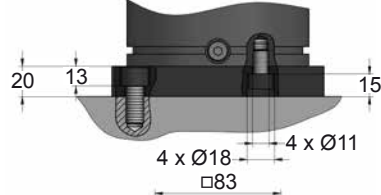
Heavy Duty

**AZOL
GAS**

B16-120

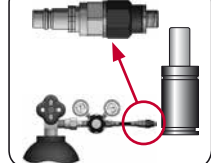
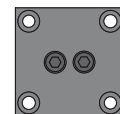
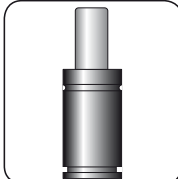
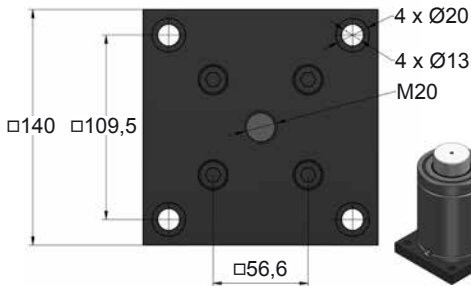
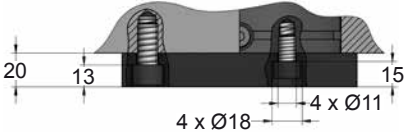
 E24.54.815.G


B21-120

 EM24.54.700/F


B76-120



 EM24.54.700/F


CODE	CD 6600 050	KIT S-XXXXXXX KIT C-XXXXXXX	B16-120	18 CG 1-Q
ENG	ORDER	GAS SPRING	FLANGE	CHARGING ADAPTER
DEU	BESTELLUNG	GASDRUCKFEDER	FLANSCHEN	LADEADAPTER
FRA	COMMANDE	RESSORT À GAZ	BRIDE	RACCORD DE CHARGE
ITA	ORDINE	CILINDRO AD AZOTO	FLANGE	ADATTATORE DI CARICO
ESP	PEDIDO	RESORTE DE GAS	BRIDA	ADAPTADOR DE CARGA
POR	PEDIDO	CILINDRO DE GÁS	FLANGE	ADAPTADOR DE CARGA

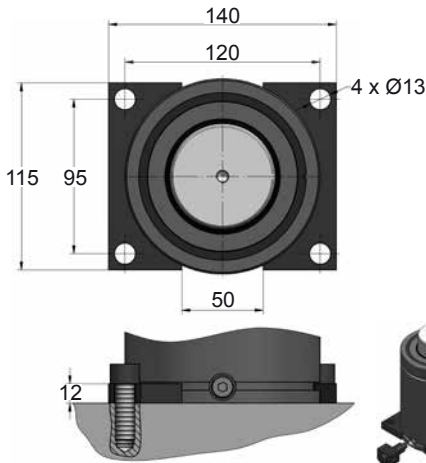


CD 6600 MOUNTS

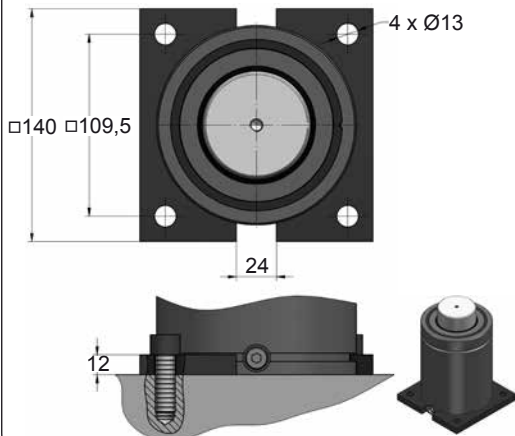
Heavy Duty



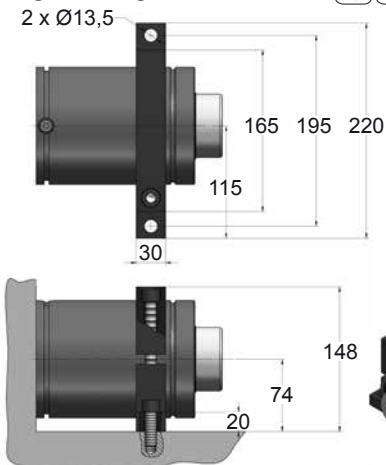
C05-120




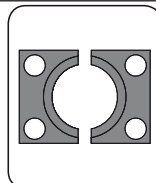
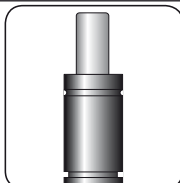
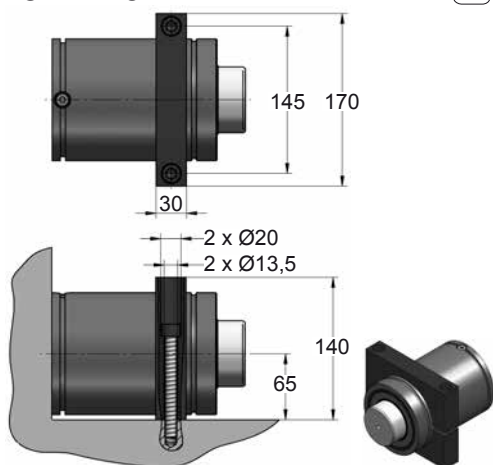
C20-120



D02-120



D67-120

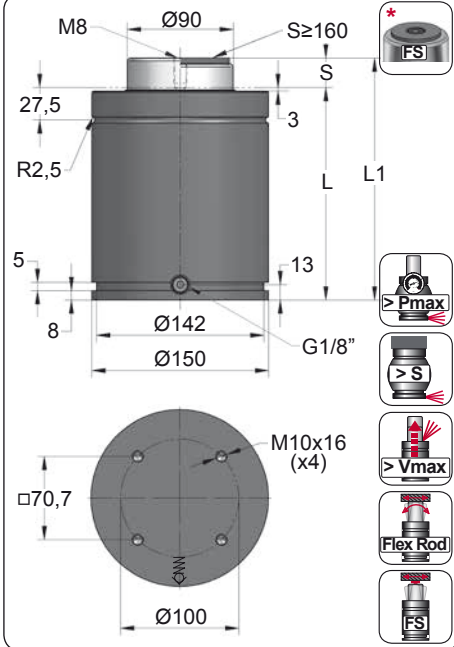


CODE	CD 6600 050	KIT S-XXXXXXX KIT C-XXXXXXX	C05-120	18 CG 1-Q
ENG ORDER	GAS SPRING	REPAIR KIT	FLANGE	CHARGING ADAPTER
DEU BESTELLUNG	GASDRUCKFEDER	ERSATZTEILSATZ	FLANSCHEN	LADEADAPTER
FRA COMMANDE	RESSORT À GAZ	KIT DE RÉPARATION	BRIDE	RACCORD DE CHARGE
ITA ORDINE	CILINDRO AD AZOTO	KIT DI MANUTENZIONE	FLANGE	ADATTATORE DI CARICO
ESP PEDIDO	RESORTE DE GAS	KIT DE REPARACION	BRIDA	ADAPTADOR DE CARGA
POR PEDIDO	CILINDRO DE GÁS	KIT DE MANUTENÇÃO	FLANGE	ADAPTADOR DE CARGA

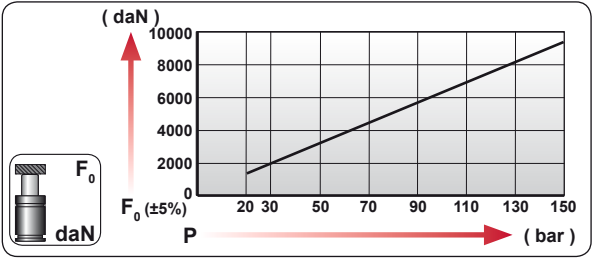
CD 9600

Heavy Duty

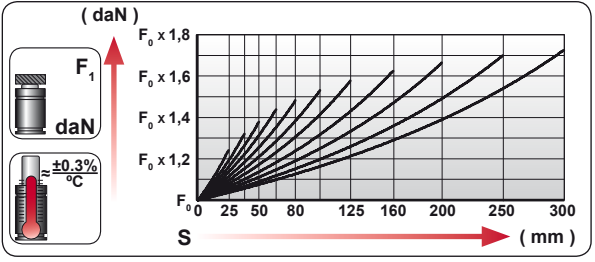




ORDER	S (mm)	L1 ±0,25 (mm)	L (mm)	Kg.
CD 9600 025	25	205	180	17.79
CD 9600 038	38	231	193	18.65
CD 9600 050	50	255	205	19.44
CD 9600 063	63.5	282	218.5	20.34
CD 9600 080	80	315	235	21.43
CD 9600 100	100	355	255	22.76
CD 9600 125	125	405	280	24.41
CD 9600 160 *	160	475	315	26.73
CD 9600 200 *	200	555	355	29.38
CD 9600 250 *	250	655	405	32.70
CD 9600 300 *	300	755	455	36.01



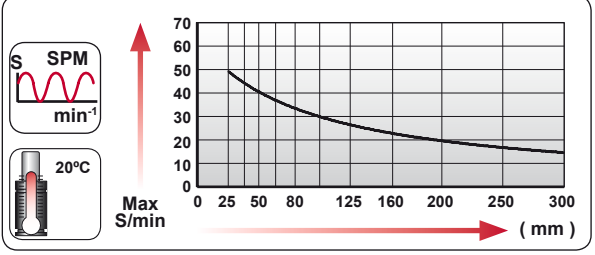
CODE	Pressure Gauge	Pressure		Force	
		bar	psi	F ₀ daN	F ₁ daN
CD 9600 050		150	2175	9540	13150
CD-H 9600 050		0	0	---	---



	ENG ORDER		F ₀ daN		S mm
	DEU BESTELLUNG				
	FRA COMMANDE				
	ITA ORDINE				
	ESP PEDIDO				
POR PEDIDO					




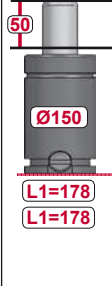











CD 9600 50

CD 9600 050



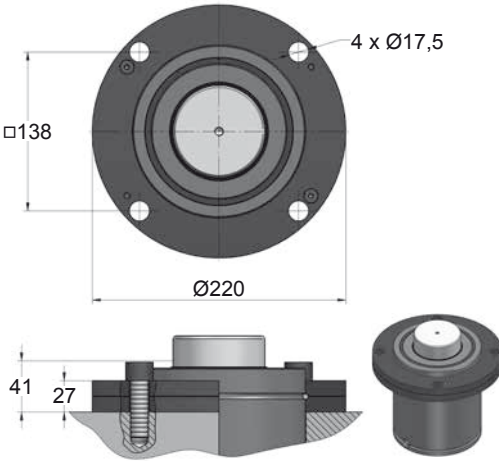
N ₂	S _{max} < 90%	V _{max} 1,6 m/s	P _{min} (20°C)	P _{max} (20°C)	T _{min}	T _{max}	600 CP-

bar	psi	bar	psi	°C	°F	°C	°F
20	290	150	2175	0	32	80	176

								
MODEL	×	CW 9500 CW 11800	×	×	GN 7500 CM 10000 CD 9600	AG 7500	×	CS 18300
SERIES	MINI	COMPACT HEIGHT	THREADED	LOW PROFILE	HEAVY DUTY	ISO	HEAVY LOAD	POWER COMPACT STROKE
								

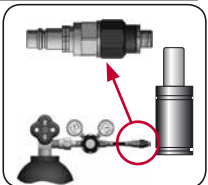
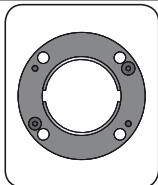
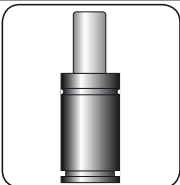
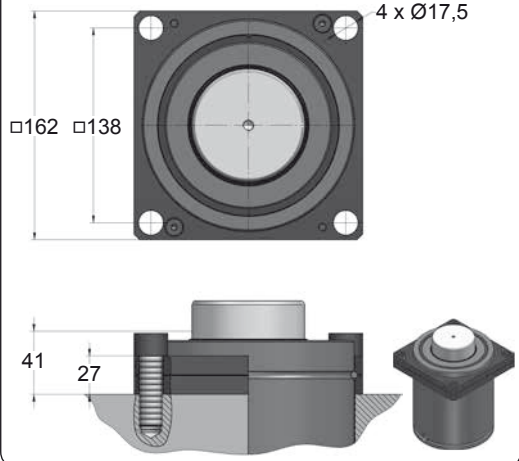
A14-150

ISO VARIANTE E24.54.815.G EM24.54.700/F



A34-150

ISO VDI



CODE	CD 9600 050	KIT S-XXXXXXX KIT C-XXXXXXX	A14-150	18 CG 1-Q
ENG ORDER	GAS SPRING	REPAIR KIT	FLANGE	CHARGING ADAPTER
DEU BESTELLUNG	GASDRUCKFEDER	ERSATZTEILSATZ	FLANSCHEN	LADEADAPTER
FRA COMMANDE	RESSORT À GAZ	KIT DE RÉPARATION	BRIDE	RACCORD DE CHARGE
ITA ORDINE	CILINDRO AD AZOTO	KIT DI MANUTENZIONE	FLANGE	ADATTATORE DI CARICO
ESP PEDIDO	RESORTE DE GAS	KIT DE REPARACION	BRIDA	ADAPTADOR DE CARGA
POR PEDIDO	CILINDRO DE GÁS	KIT DE MANUTENÇÃO	FLANGE	ADAPTADOR DE CARGA

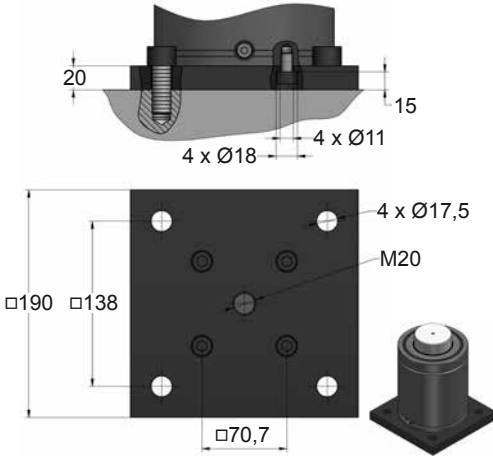
CD 9600 MOUNTS

Heavy Duty

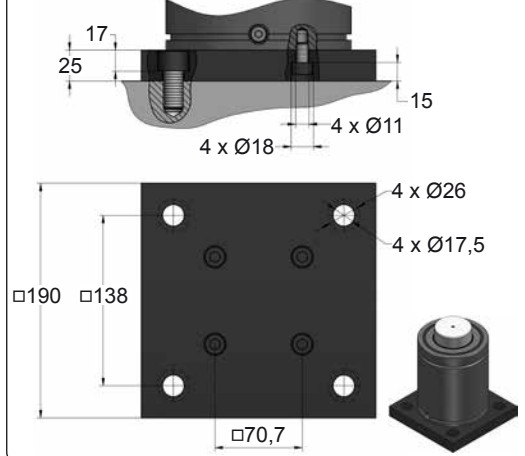
AZOL
GAS

B16-150

E24.54.815.G

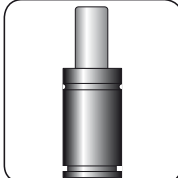
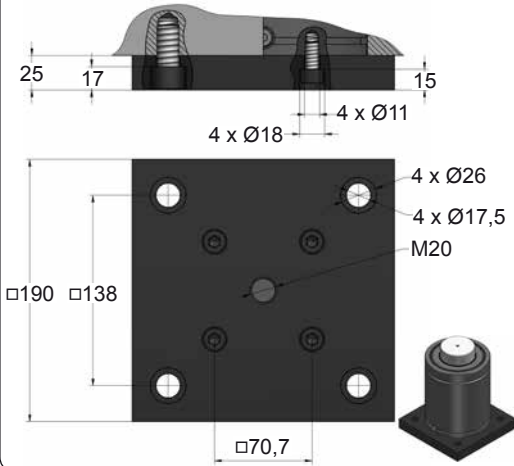


B21-150



B76-150

ISO HALBER



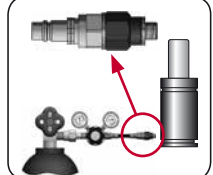
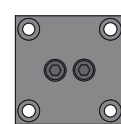
SEAL

KIT S-XXXXXXX



CARTRIDGE

KIT C-XXXXXXX



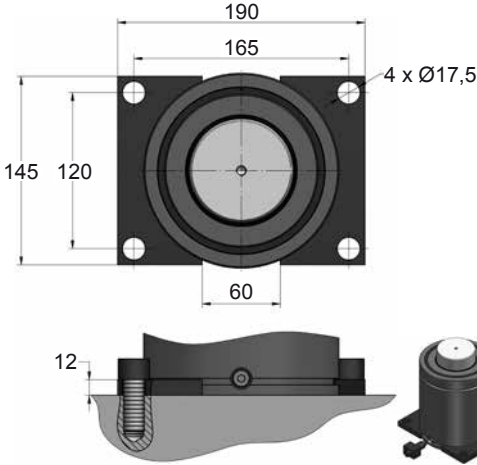
CODE	CD 9600 050	KIT S-XXXXXXX KIT C-XXXXXXX	B16-150	18 CG 1-Q
ENG ORDER	GAS SPRING	REPAIR KIT	FLANGE	CHARGING ADAPTER
DEU BESTELLUNG	GASDRUCKFEDER	ERSATZTEILSATZ	FLANSCHEN	LADEADAPTER
FRA COMMANDE	RESSORT À GAZ	KIT DE RÉPARATION	BRIDE	RACCORD DE CHARGE
ITA ORDINE	CILINDRO AD AZOTO	KIT DI MANUTENZIONE	FLANGE	ADATTATORE DI CARICO
ESP PEDIDO	RESORTE DE GAS	KIT DE REPARACION	BRIDA	ADAPTADOR DE CARGA
POR PEDIDO	CILINDRO DE GÁS	KIT DE MANUTENÇÃO	FLANGE	ADAPTADOR DE CARGA



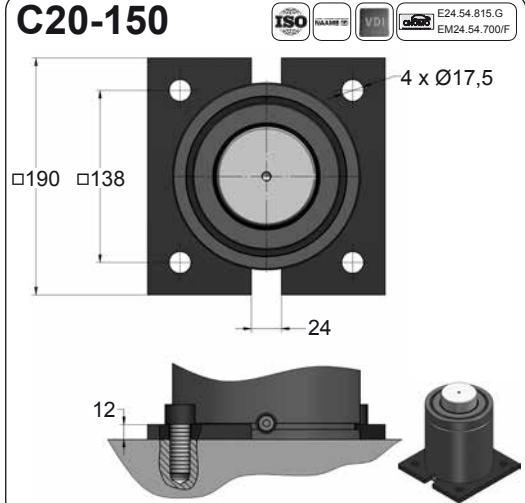
CD 9600 MOUNTS

Heavy Duty

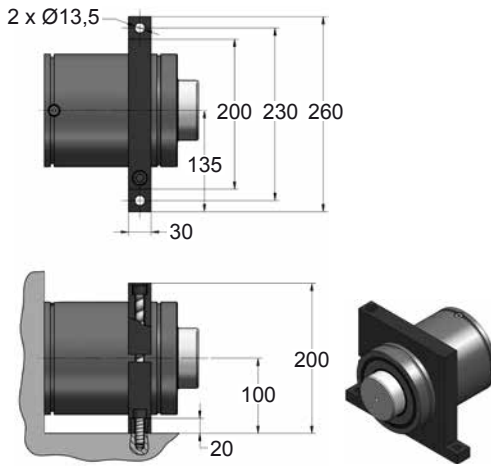
C05-150



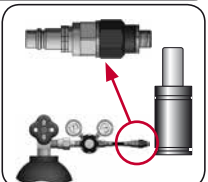
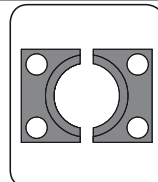
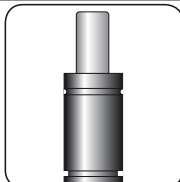
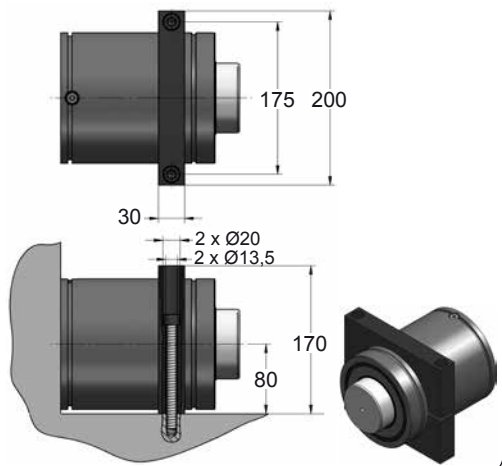
C20-150



D02-150



D67-150

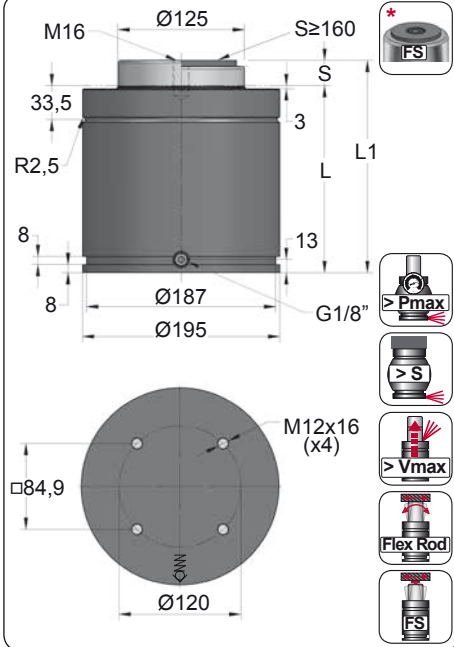


CODE	CD 9600 050	KIT S-XXXXXXX KIT C-XXXXXXX	C05-150	18 CG 1-Q
ENG ORDER	GAS SPRING	REPAIR KIT	FLANGE	CHARGING ADAPTER
DEU BESTELLUNG	GASDRUCKFEDER	ERSATZTEILSATZ	FLANSCHEN	LADEADAPTER
FRA COMMANDE	RESSORT À GAZ	KIT DE RÉPARATION	BRIDE	RACCORD DE CHARGE
ITA ORDINE	CILINDRO AD AZOTO	KIT DI MANUTENZIONE	FLANGE	ADATTATORE DI CARICO
ESP PEDIDO	RESORTE DE GAS	KIT DE REPARACION	BRIDA	ADAPTADOR DE CARGA
POR PEDIDO	CILINDRO DE GAS	KIT DE MANUTENÇÃO	FLANGE	ADAPTADOR DE CARGA

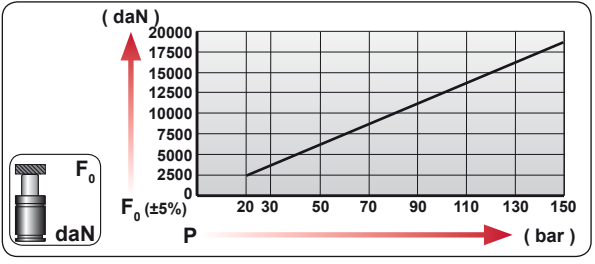
CD 18500

Heavy Duty

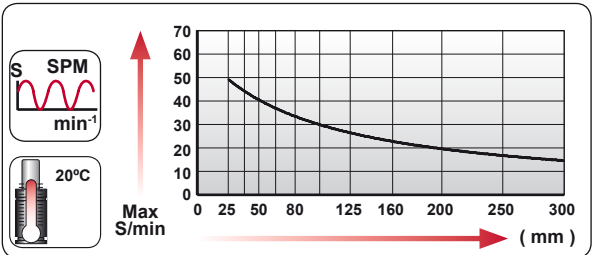
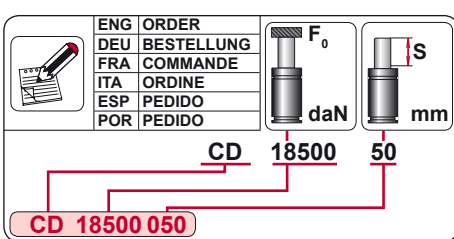
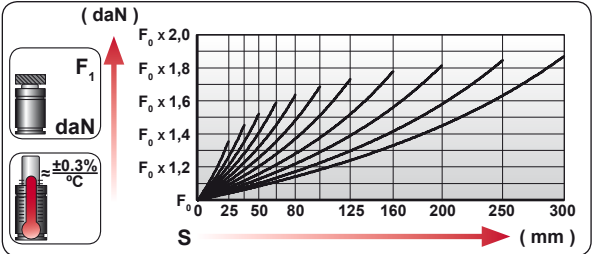




ORDER	S (mm)	L1 ±0,25 (mm)	L (mm)	Kg.
CD 18500 025	25	210	185	34.22
CD 18500 038	38	236	198	36.02
CD 18500 050	50	260	210	37.68
CD 18500 063	63.5	287	223.5	39.54
CD 18500 080	80	320	240	41.83
CD 18500 100	100	360	260	44.59
CD 18500 125	125	410	285	48.05
CD 18500 160 *	160	480	320	52.89
CD 18500 200 *	200	560	360	58.42
CD 18500 250 *	250	660	410	65.33
CD 18500 300 *	300	760	460	72.24



CODE	Pressure (bar/psi)	F ₀ (daN)	F ₁ (daN)
CD 18500 050	150 / 2175	18410	28015
CD-H 18500 050	0 / 0	---	---



N₂

S_{max} < 90%

V_{max} 1,6 m/s

P_{min} (20°C)
P_{max} (20°C)

T_{min}
T_{max}

600 CP-

bar	psi	bar	psi	°C	°F	°C	°F
20	290	150	2175	0	32	80	176



CD 18500 MOUNTS

Heavy Duty

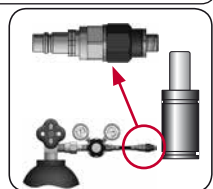
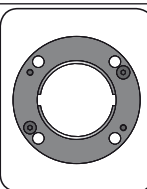
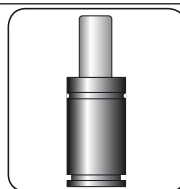
MODEL	×	CW 20000	×	×	CD 18500	AG 10000	×	×
SERIES	MINI 	COMPACT HEIGHT 	THREADED 	LOW PROFILE 	HEAVY DUTY 	ISO 	HEAVY LOAD 	POWER COMPACT STROKE

A14-195

ISO EM24.54.700IF

A34-195

ISO VDI



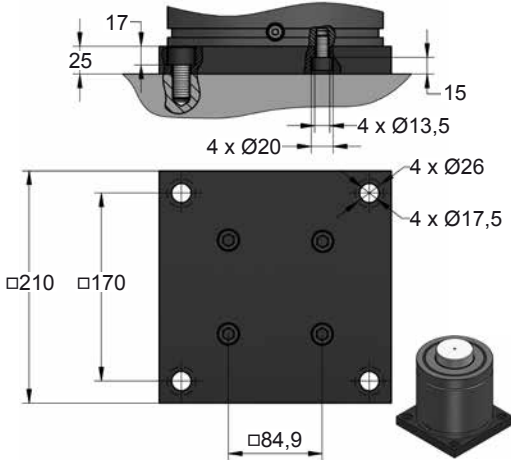
CODE	CD 18500 050	KIT S-XXXXXXX KIT C-XXXXXXX	A14-195	18 CG 1-Q
ENG ORDER	GAS SPRING	REPAIR KIT	FLANGE	CHARGING ADAPTER
DEU BESTELLUNG	GASDRUCKFEDER	ERSATZTEILSATZ	FLANSCHEN	LADEADAPTER
FRA COMMANDE	RESSORT À GAZ	KIT DE RÉPARATION	BRIDE	RACCORD DE CHARGE
ITA ORDINE	CILINDRO AD AZOTO	KIT DI MANUTENZIONE	FLANGE	ADATTATORE DI CARICO
ESP PEDIDO	RESORTE DE GAS	KIT DE REPARACION	BRIDA	ADAPTADOR DE CARGA
POR PEDIDO	CILINDRO DE GAS	KIT DE MANUTENÇÃO	FLANGE	ADAPTADOR DE CARGA

CD 18500 MOUNTS

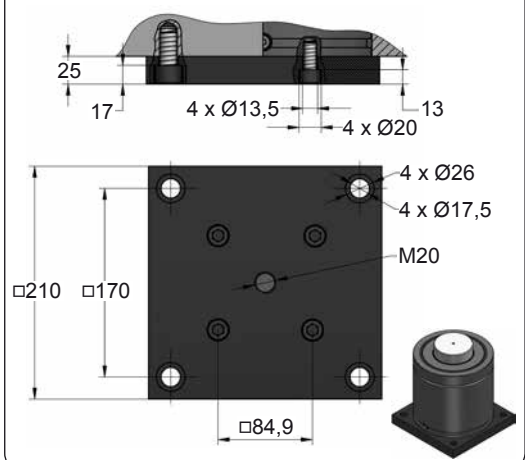
Heavy Duty

AZOL
GAS

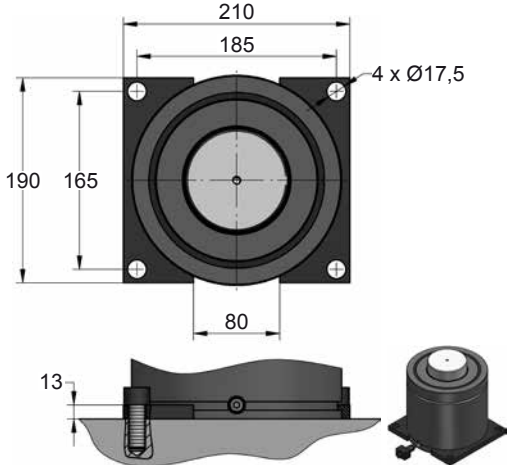
B21-195



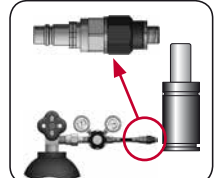
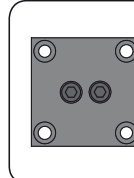
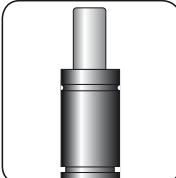
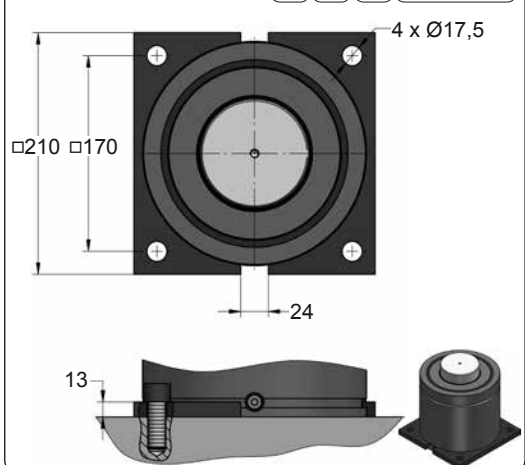
B76-195



C05-195



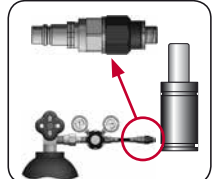
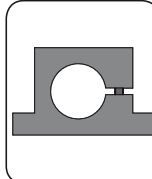
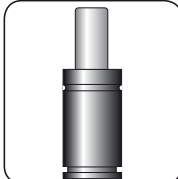
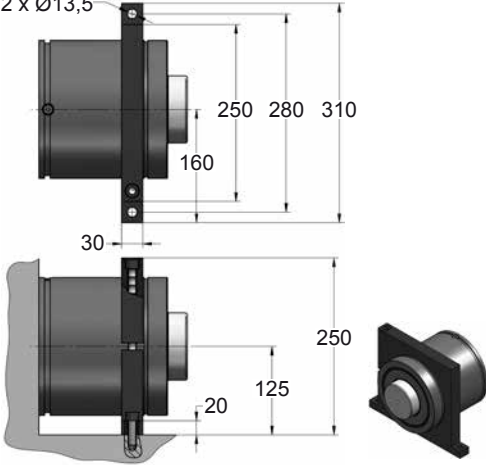
C20-195



CODE	CD 18500 050	KIT S-XXXXXXX KIT C-XXXXXXX	B21-195	18 CG 1-Q
ENG ORDER	GAS SPRING	REPAIR KIT	FLANGE	CHARGING ADAPTER
DEU BESTELLUNG	GASDRUCKFEDER	ERSATZTEILSATZ	FLANSCHEN	LADEADAPTER
FRA COMMANDE	RESSORT À GAZ	KIT DE RÉPARATION	BRIDE	RACCORD DE CHARGE
ITA ORDINE	CILINDRO AD AZOTO	KIT DI MANUTENZIONE	FLANGE	ADATTATORE DI CARICO
ESP PEDIDO	RESORTE DE GAS	KIT DE REPARACION	BRIDA	ADAPTADOR DE CARGA
POR PEDIDO	CILINDRO DE GÁS	KIT DE MANUTENÇÃO	FLANGE	ADAPTADOR DE CARGA

D02-195

2 x Ø13,5



CODE	CD 18500 050	KIT S-XXXXXXX KIT C-XXXXXXX	D02-195	18 CG 1-Q
ENG ORDER	GAS SPRING	REPAIR KIT	FLANGE	CHARGING ADAPTER
DEU BESTELLUNG	GASDRUCKFEDER	ERSATZTEILSATZ	FLANSCHEN	LADEADAPTER
FRA COMMANDE	RESSORT À GAZ	KIT DE RÉPARATION	BRIDE	RACCORD DE CHARGE
ITA ORDINE	CILINDRO AD AZOTO	KIT DI MANUTENZIONE	FLANGE	ADATTATORE DI CARICO
ESP PEDIDO	RESORTE DE GAS	KIT DE REPARACION	BRIDA	ADAPTADOR DE CARGA
POR PEDIDO	CILINDRO DE GÁS	KIT DE MANUTENÇÃO	FLANGE	ADAPTADOR DE CARGA





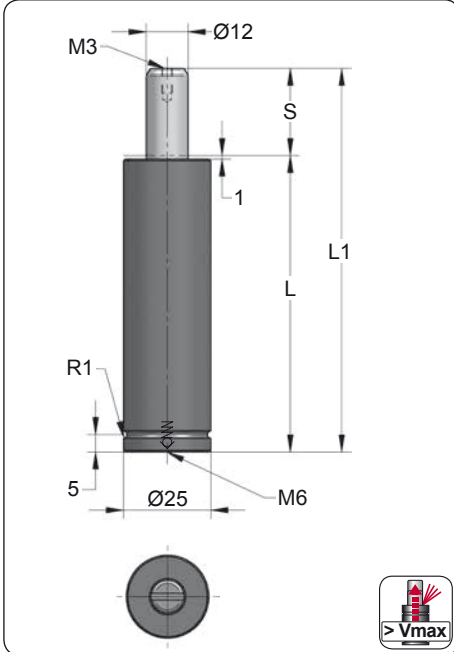
CM HEAVY DUTY MEDIUM

MODEL	F ₀	Ø	S	L1	Pmax	Charge Port		
CM 200	200	Ø25	10 - 80	80 - 220	180	M6		
CM 300	300	Ø32	12 - 100	84 - 260	150	M6		
CM 350 V1	350	Ø32	10 - 80	70 - 210	180	M6		
CM 500 V1	500	Ø38	10 - 100	75 - 260	150	M6		
CM 600 V1	600	Ø45	12 - 100	84 - 260	150	M6		
CM 1000 V1	1000	Ø50	10 - 200	105 - 495	160	G1/8"		
CM 1500 V1	1500	Ø63	10 - 200	105 - 495	150	G1/8"		
CM 2500 V1	2500	Ø75	10 - 200	115 - 510	160	G1/8"		
CM 4000 V1	4000	Ø95	25 - 200	155 - 530	150	G1/8"		
CM 6500 V1	6500	Ø120	25 - 200	165 - 540	150	G1/8"		
CM 10000	10000	Ø150	25 - 200	186 - 536	160	G1/8"		

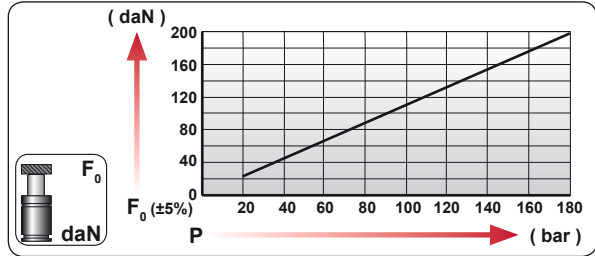
	50	50	50	50	50	50	50	50
	Ø50	Ø50	Ø50	Ø50	Ø50	Ø50	Ø50	Ø50
	L1=138 L1=152	L1=138	L1=138 L1=150 L1=150	L1=170 L1=185 L1=195	L1=195	L1=165 L1=175	L1=220	
	1000 1000	1000	1000 1000 750	750 1000 1000	750	1700 2000	1800	
MODEL		CW 1000 KZ 1000	AS 1000	CT 1000 CK 1000 FD 750	GN 750 CM 1000 CD 1000	AG 750	CPH 1700 CP 2000	CS 1800
SERIES	MINI 	COMPACT HEIGHT 	THREADED 	LOW PROFILE 	HEAVY DUTY 	ISO 	HEAVY LOAD 	POWER COMPACT STROKE

CM 200

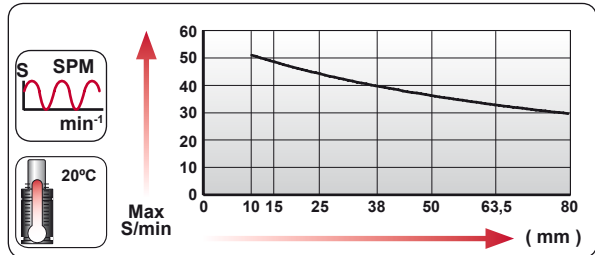
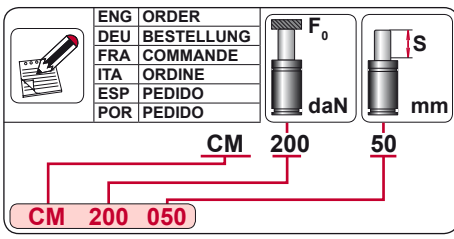
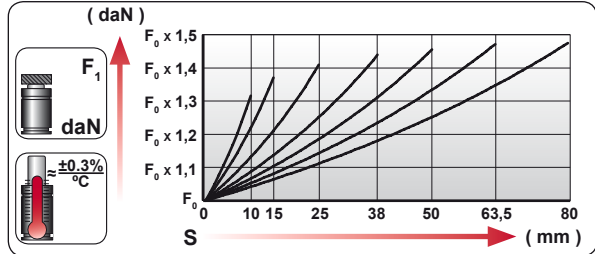
Heavy Duty



ORDER	S (mm)	L1 ±0,25 (mm)	L (mm)	Kg.
CM 200 010	10	80	70	0.21
CM 200 015	15	90	75	0.22
CM 200 025	25	110	85	0.24
CM 200 038	38	136	98	0.27
CM 200 050	50	160	110	0.29
CM 200 063	63.5	186.5	123	0.31
CM 200 080	80	220	140	0.34



CODE				
		bar psi	daN	daN
CM 200 050		180 2610	205	300
CM-H 200 050		0 0	---	---



N₂

S_{max} < 90%

V_{max} 1,6 m/s

P_{min} (20°C)
P_{max} (20°C)

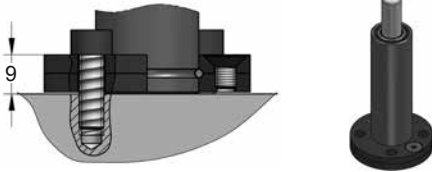
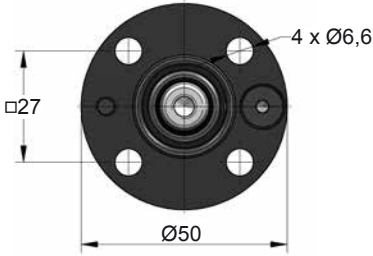
T_{min}
T_{max}

bar	psi	bar	psi	°C	°F	°C	°F
20	290	180	2610	0	32	80	176

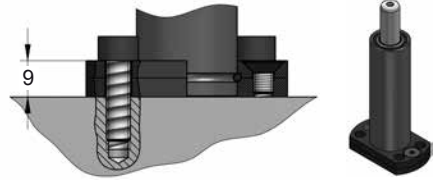
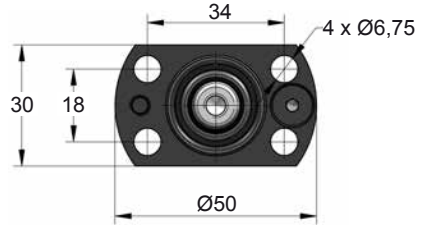




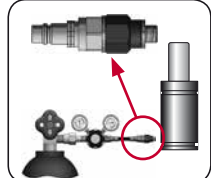
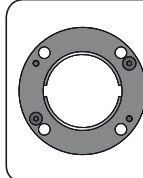
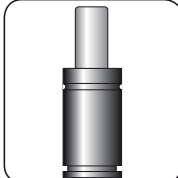
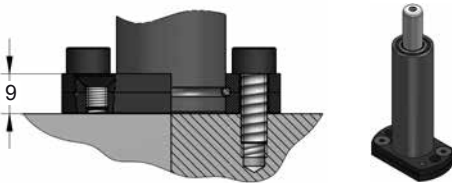
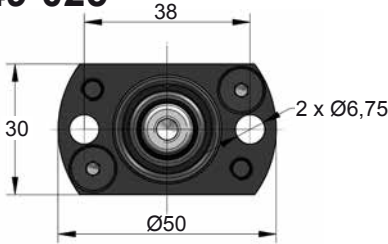
A14-025



A44-025



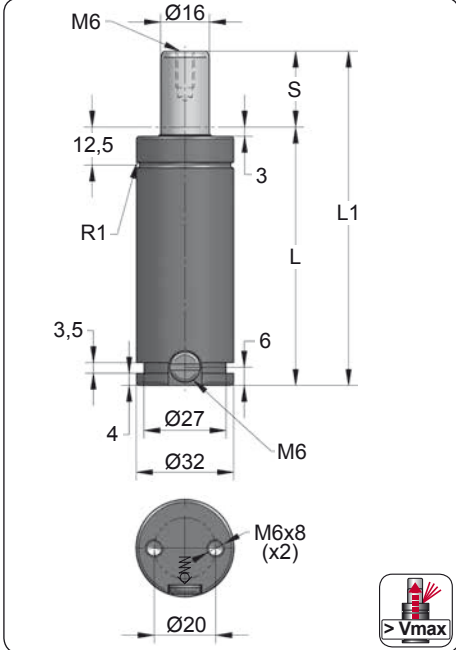
A49-025



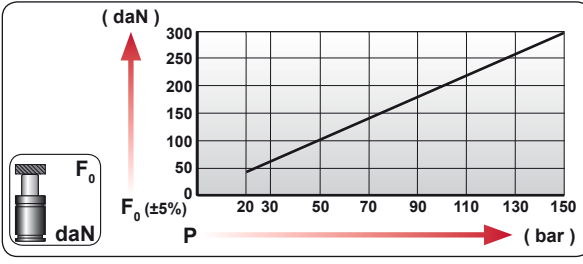
CODE	CM 200 050	KIT S-XXXXXXX KIT C-XXXXXXX	A14-025	06 CG 2-Q
ENG ORDER	GAS SPRING	REPAIR KIT	FLANGE	CHARGING ADAPTER
DEU BESTELLUNG	GASDRUCKFEDER	ERSATZTEILSATZ	FLANSCHEN	LADEADAPTER
FRA COMMANDE	RESSORT À GAZ	KIT DE RÉPARATION	BRIDE	RACCORD DE CHARGE
ITA ORDINE	CILINDRO AD AZOTO	KIT DI MANUTENZIONE	FLANGE	ADATTATORE DI CARICO
ESP PEDIDO	RESORTE DE GAS	KIT DE REPARACION	BRIDA	ADAPTADOR DE CARGA
POR PEDIDO	CILINDRO DE GAS	KIT DE MANUTENÇÃO	FLANGE	ADAPTADOR DE CARGA

CM 300

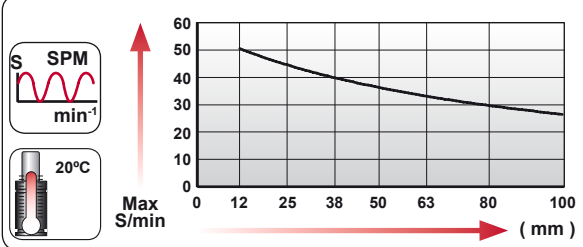
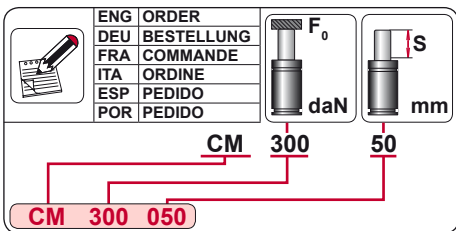
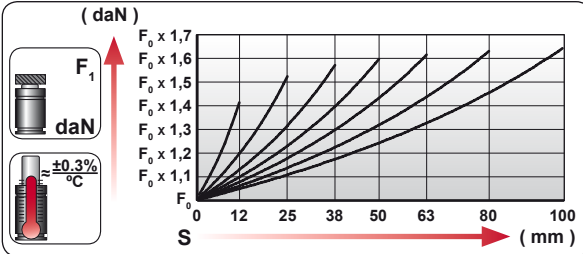
Heavy Duty



ORDER	S (mm)	L1 ±0,25 (mm)	L (mm)	Kg.
CM 300 012	12	84	72	0.35
CM 300 025	25	110	85	0.39
CM 300 038	38	136	98	0.44
CM 300 050	50	160	110	0.48
CM 300 063	63	186	123	0.52
CM 300 080	80	220	140	0.58
CM 300 100	100	260	160	0.65



CODE					
		bar	psi		
CM 300 050		150	2175	300	480
CM-H 300 050		0	0	---	---



N₂

S_{max} < 90%

V_{max} 1,6 m/s

P_{min} (20°C)

P_{max} (20°C)

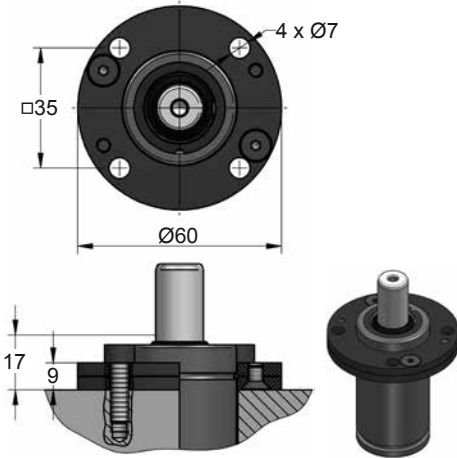
T_{min}

T_{max}

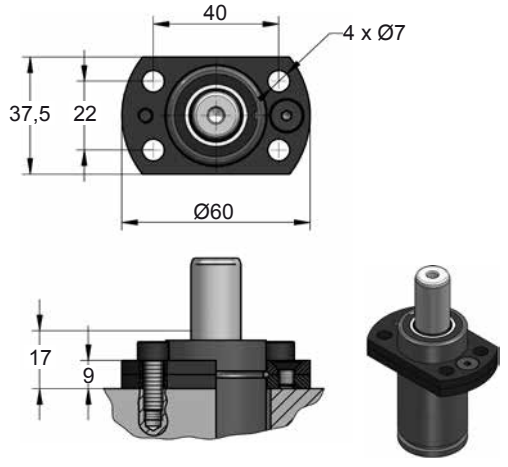
600 CP-

bar	psi	bar	psi	°C	°F	°C	°F
20	290	150	2175	0	32	80	176

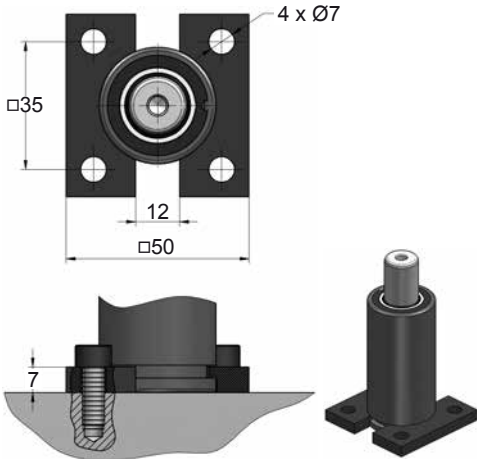
A14-032



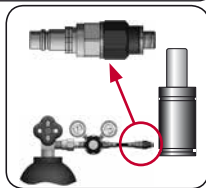
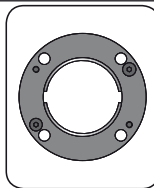

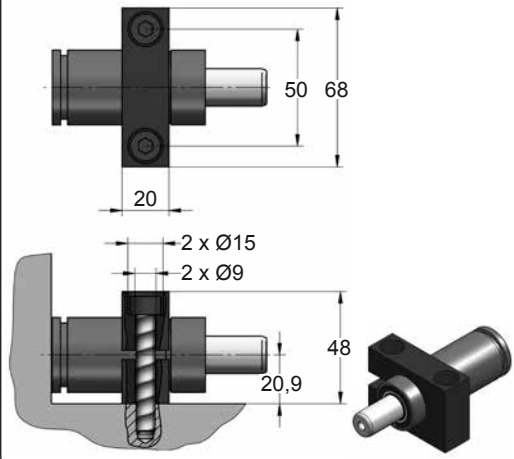
A44-032



C20-032



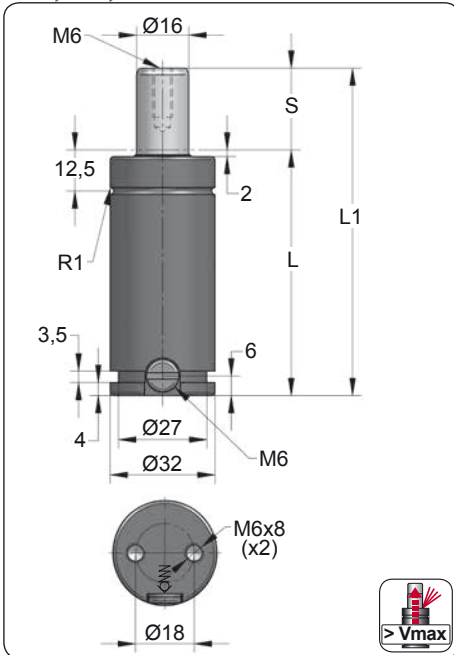
D67-032



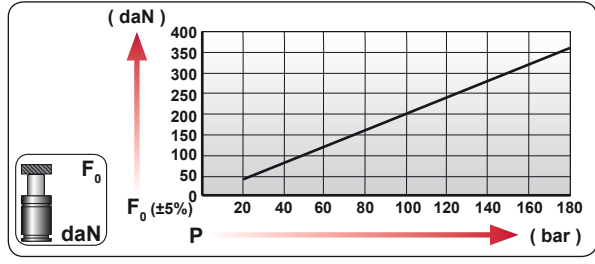
CODE	CM 300 050	KIT S-XXXXXXX KIT C-XXXXXXX	A14-032	06 CG 2-Q
ENG ORDER	GAS SPRING	REPAIR KIT	FLANGE	CHARGING ADAPTER
DEU BESTELLUNG	GASDRUCKFEDER	ERSATZTEILSATZ	FLANSCH	LADEADAPTER
FRA COMMANDE	RESSORT À GAZ	KIT DE RÉPARATION	BRIDE	RACCORD DE CHARGE
ITA ORDINE	CILINDRO AD AZOTO	KIT DI MANUTENZIONE	FLANGE	ADATTATORE DI CARICO
ESP PEDIDO	RESORTE DE GAS	KIT DE REPARACION	BRIDA	ADAPTADOR DE CARGA
POR PEDIDO	CILINDRO DE GAS	KIT DE MANUTENÇÃO	FLANGE	ADAPTADOR DE CARGA

CM 350 V1

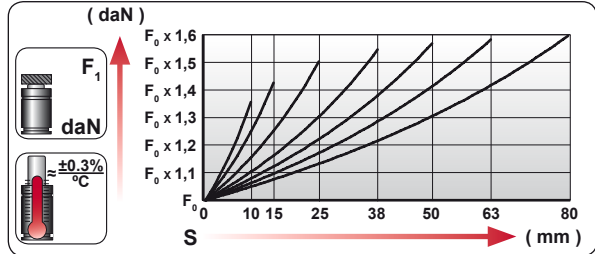
Heavy Duty



ORDER	S (mm)	L1 ±0,25 (mm)	L (mm)	Kg.
CM 350 010 V1	10	70	60	0.29
CM 350 015 V1	15	80	65	0.30
CM 350 025 V1	25	100	75	0.34
CM 350 038 V1	38	126	88	0.38
CM 350 050 V1	50	150	100	0.42
CM 350 063 V1	63	176	113	0.47
CM 350 080 V1	80	210	130	0.52



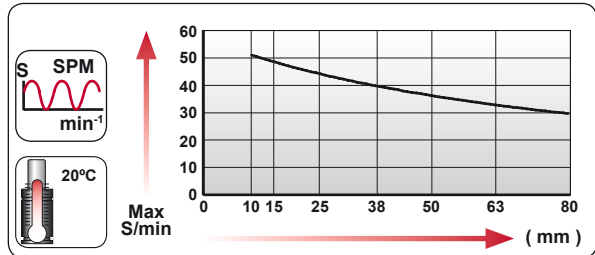
CODE					
		bar	psi		
CM 350 050 V1		175	2540	350	550
CM-H 350 050 V1		0	0	---	---



ENG ORDER
 DEU BESTELLUNG
 FRA COMMANDE
 ITA ORDINE
 ESP PEDIDO
 POR PEDIDO

F₀ daN
S mm

CM 350 50
CM 350 050 V1



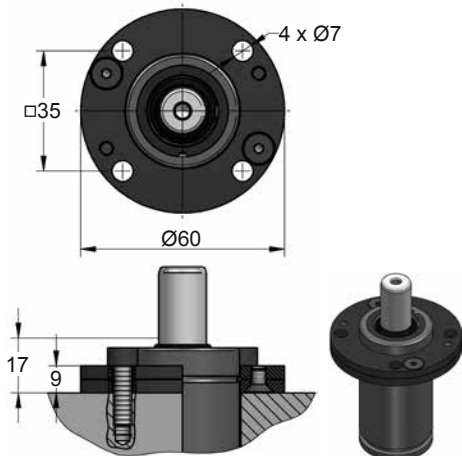
	S_{max} < 90%	V_{max} 1,6 m/s	P_{min} (20°C)	P_{max} (20°C)	T_{min}	T_{max}	
--	---------------------------------	--------------------------------	-------------------------------	-------------------------------	------------------------	------------------------	--

N ₂	S _{max} < 90%	V _{max} 1,6 m/s	bar psi 20 290	bar psi 180 2610	°C °F 0 32	°C °F 80 176	600 CP-
----------------	------------------------	--------------------------	-------------------	---------------------	---------------	-----------------	---------

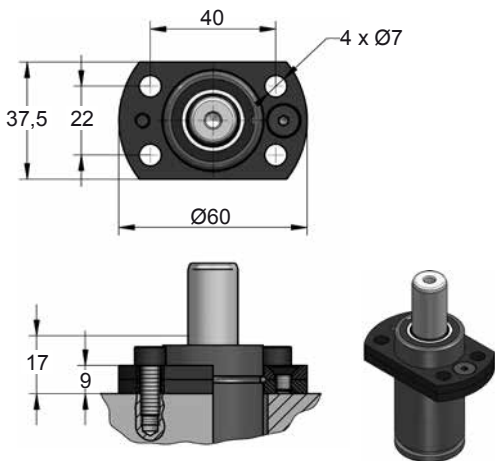
CM 350 V1 MOUNTS

Heavy Duty

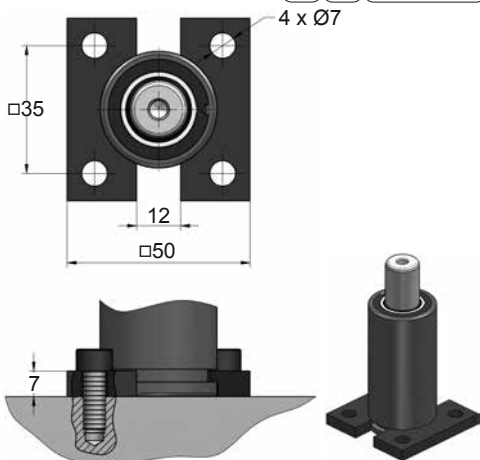
A14-032



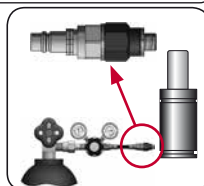
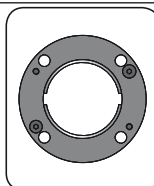
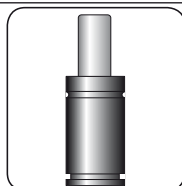

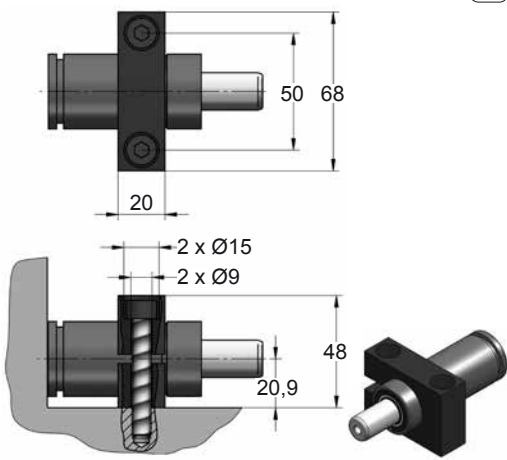
A44-032



C20-032



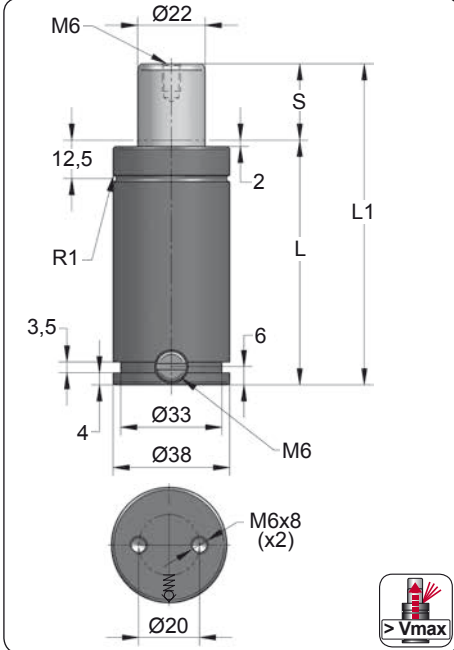
D67-032



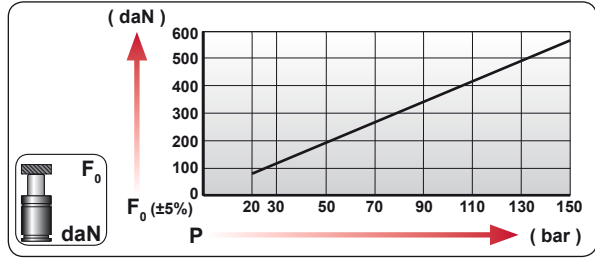
CODE	CM 350 050 V1	KIT S-XXXXXXX KIT C-XXXXXXX	A14-032	06 CG 2-Q	
ENG	ORDER	GAS SPRING	REPAIR KIT	FLANGE	CHARGING ADAPTER
DEU	BESTELLUNG	GASDRUCKFEDER	ERSATZTEILSATZ	FLANSCHEN	LADEADAPTER
FRA	COMMANDE	RESSORT À GAZ	KIT DE RÉPARATION	BRIDE	RACCORD DE CHARGE
ITA	ORDINE	CILINDRO AD AZOTO	KIT DI MANUTENZIONE	FLANGE	ADATTATORE DI CARICO
ESP	PEDIDO	RESORTE DE GAS	KIT DE REPARACION	BRIDA	ADAPTADOR DE CARGA
POR	PEDIDO	CILINDRO DE GÁS	KIT DE MANUTENÇÃO	FLANGE	ADAPTADOR DE CARGA

CM 500 V1

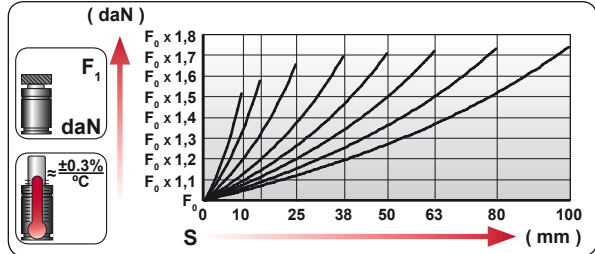
Heavy Duty



ORDER	S (mm)	L1 ±0,25 (mm)	L (mm)	Kg.
CM 500 010 V1	10	75	65	0.43
CM 500 015 V1	15	85	70	0.46
CM 500 025 V1	25	105	80	0.50
CM 500 038 V1	38	131	93	0.56
CM 500 050 V1	50	155	105	0.61
CM 500 063 V1	63	186	123	0.69
CM 500 080 V1	80	220	140	0.76
CM 500 100 V1	100	260	160	0.85



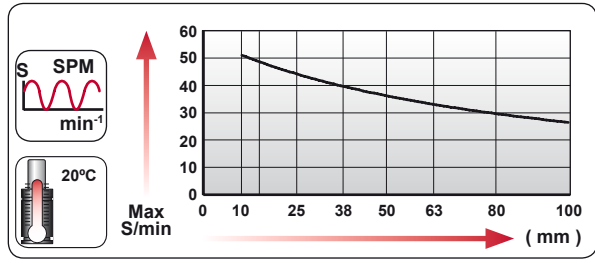
CODE					
		bar	psi		
CM 500 050 V1		130	1885	495	855
CM-H 500 050 V1		0	0	---	---



ENG ORDER
 DEU BESTELLUNG
 FRA COMMANDE
 ITA ORDINE
 ESP PEDIDO
 POR PEDIDO

F₀ daN
S mm

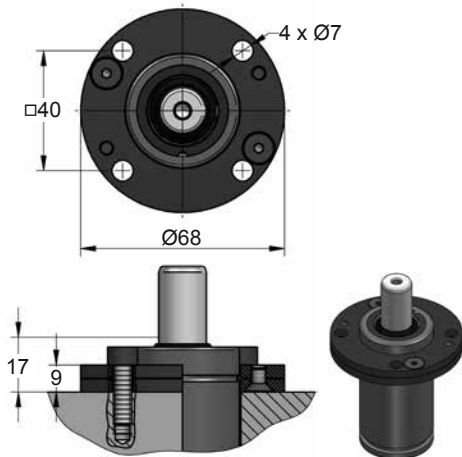
CM 500 50
CM 500 050 V1



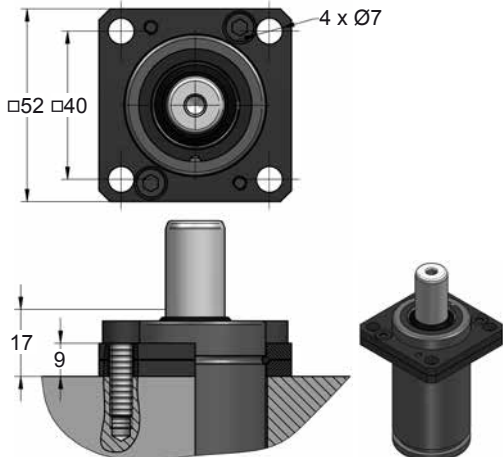
	S_{max} < 90%	V_{max} 1,6 m/s	P_{min} (20°C)	P_{max} (20°C)	T_{min}	T_{max}	600 CP-
--	---------------------------------	--------------------------------	-------------------------------	-------------------------------	------------------------	------------------------	----------------

N ₂	S _{max} < 90%	V _{max} 1,6 m/s	bar psi	bar psi	°C °F	°C °F	600 CP-
			20 290	150 2175	0 32	80 176	

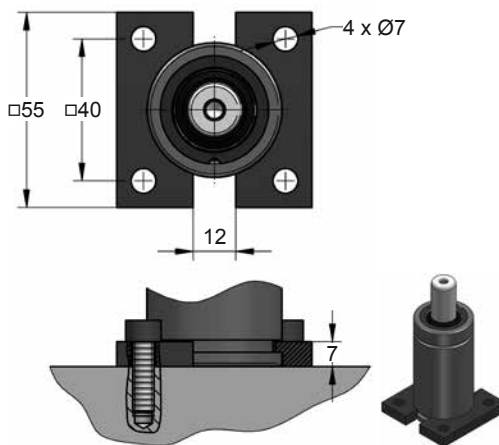
A14-038



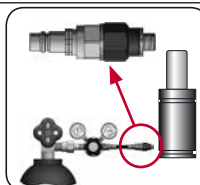
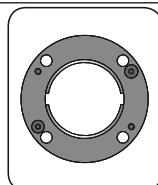
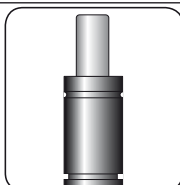
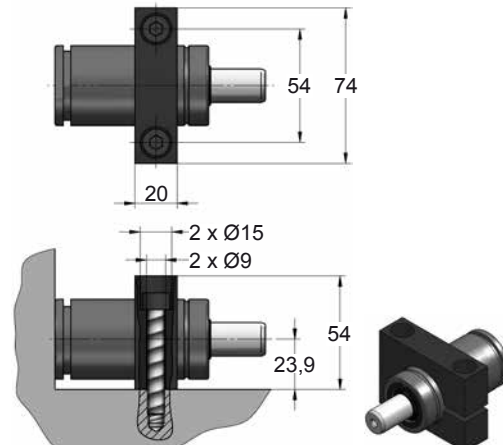
A34-038



C20-038



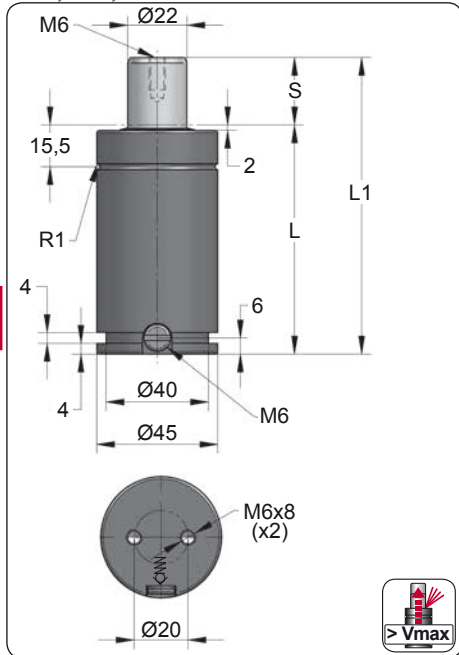
D67-038



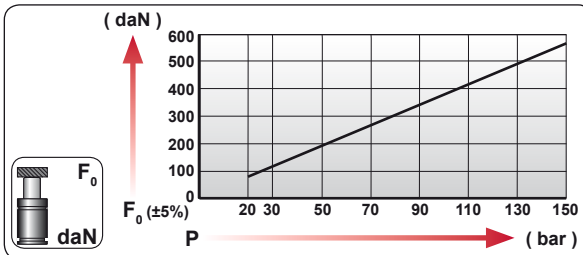
CODE	CM 500 050 V1	KIT S-XXXXXXX KIT C-XXXXXXX	A14-038	06 CG 2-Q
ENG ORDER	GAS SPRING	REPAIR KIT	FLANGE	CHARGING ADAPTER
DEU BESTELLUNG	GASDRUCKFEDER	ERSATZTEILSATZ	FLANSCH	LADEADAPTER
FRA COMMANDE	RESSORT À GAZ	KIT DE RÉPARATION	BRIDE	RACCORD DE CHARGE
ITA ORDINE	CILINDRO AD AZOTO	KIT DI MANUTENZIONE	FLANGE	ADATTATORE DI CARICO
ESP PEDIDO	RESORTE DE GAS	KIT DE REPARACION	BRIDA	ADAPTADOR DE CARGA
POR PEDIDO	CILINDRO DE GÁS	KIT DE MANUTENÇÃO	FLANGE	ADAPTADOR DE CARGA

CM 600 V1

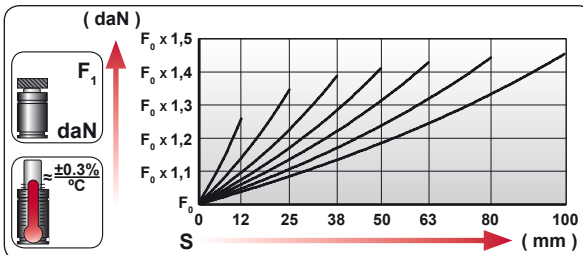
Heavy Duty



ORDER	S (mm)	L1 ±0,25 (mm)	L (mm)	Kg.
CM 600 012 V1	12	84	72	0.66
CM 600 025 V1	25	110	85	0.73
CM 600 038 V1	38	136	98	0.81
CM 600 050 V1	50	160	110	0.87
CM 600 063 V1	63	186	123	0.94
CM 600 080 V1	80	220	140	1.04
CM 600 100 V1	100	260	160	1.15



CODE		Pressure		Force	
		bar	psi	daN	daN
CM 600 050 V1		150	2175	570	805
CM-H 600 050 V1		0	0	---	---

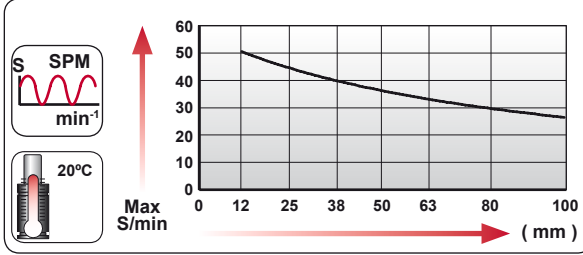


ENG ORDER
 DEU BESTELLUNG
 FRA COMMANDE
 ITA ORDINE
 ESP PEDIDO
 POR PEDIDO

F₀ daN S mm

CM 600 50

CM 600 050 V1



	S _{max} 100%	v	P _{min} (20°C)	P _{max} (20°C)	T _{min}	T _{max}	
--	-----------------------	---	-------------------------	-------------------------	------------------	------------------	--

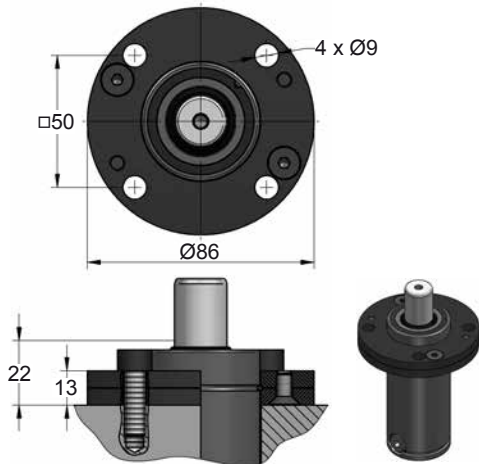
N ₂	S _{max} < 90%	V _{max} 1,6 m/s	bar psi	bar psi	°C °F	°C °F	600 CP-
			20 290	150 2175	0 32	80 176	



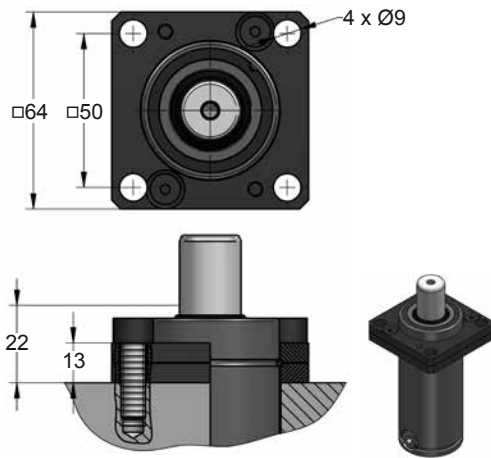
CM 600 V1 MOUNTS

Heavy Duty

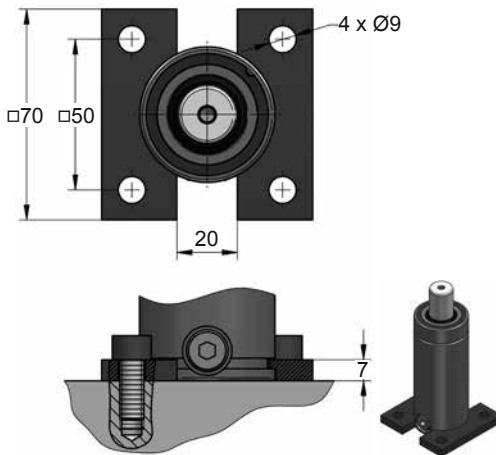
A14-045



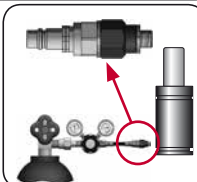
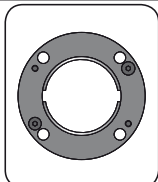
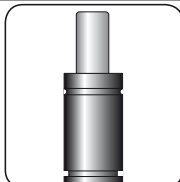
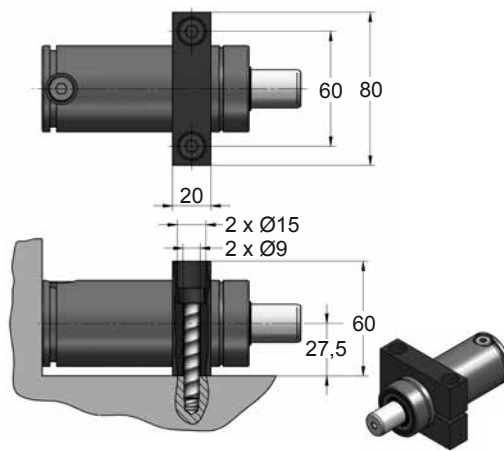
A34-045



C20-045



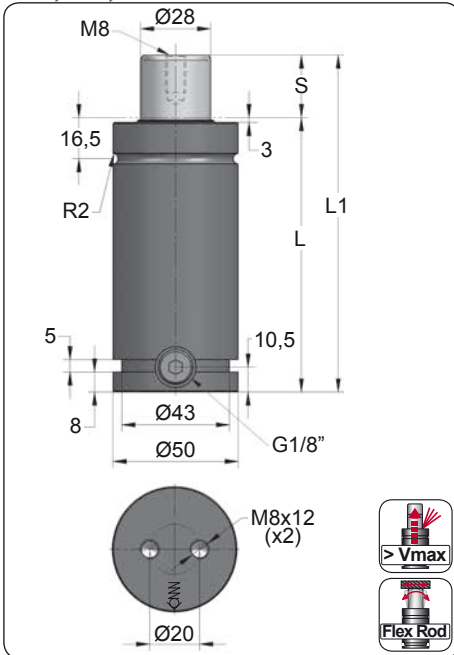
D67-045



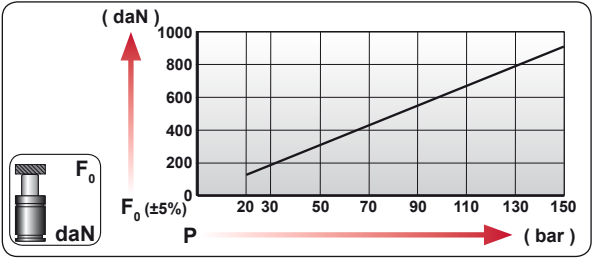
CODE	CM 600 050 V1	KIT S-XXXXXXX KIT C-XXXXXXX	A14-045	06 CG 2-Q
ENG ORDER	GAS SPRING	REPAIR KIT	FLANGE	CHARGING ADAPTER
DEU BESTELLUNG	GASDRUCKFEDER	ERSATZTEILSATZ	FLANSCHEN	LADEADAPTER
FRA COMMANDE	RESSORT À GAZ	KIT DE RÉPARATION	BRIDE	RACCORD DE CHARGE
ITA ORDINE	CILINDRO AD AZOTO	KIT DI MANUTENZIONE	FLANGE	ADATTATORE DI CARICO
ESP PEDIDO	RESORTE DE GAS	KIT DE REPARACION	BRIDA	ADAPTADOR DE CARGA
POR PEDIDO	CILINDRO DE GÁS	KIT DE MANUTENÇÃO	FLANGE	ADAPTADOR DE CARGA

CM 1000 V1

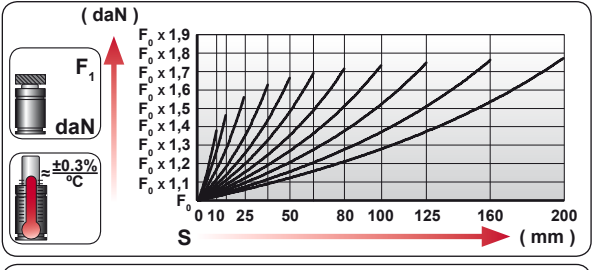
Heavy Duty



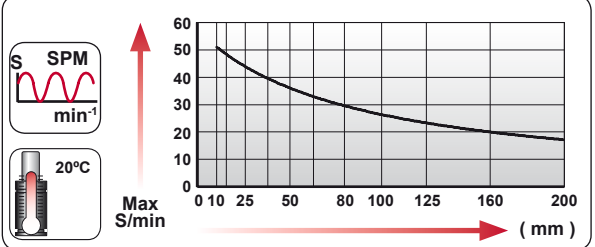
ORDER	S (mm)	L1 ±0,25 (mm)	L (mm)	Kg.
CM 1000 010 V1	10	105	95	1.17
CM 1000 015 V1	15	115	100	1.21
CM 1000 025 V1	25	135	110	1.29
CM 1000 038 V1	38	161	123	1.40
CM 1000 050 V1	50	185	135	1.50
CM 1000 063 V1	63	211	148	1.61
CM 1000 080 V1	80	245	165	1.75
CM 1000 100 V1	100	295	195	1.98
CM 1000 125 V1	125	345	220	2.19
CM 1000 160 V1	160	415	255	2.48
CM 1000 200 V1	200	495	295	2.81



CODE		Pressure			
		bar	psi		
CM 1000 050 V1		160	2320	985	1640
CM-H 1000 050 V1		0	0	---	---



	ENG ORDER DEU BESTELLUNG FRA COMMANDE ITA ORDINE ESP PEDIDO POR PEDIDO		
		daN	mm
		1000	50
		CM 1000 050 V1	



N ₂	S _{max} < 90%	V _{max} 1,6 m/s	P _{min} (20°C)	P _{max} (20°C)	T _{min}	T _{max}	600 CP-

bar	psi	bar	psi	°C	°F	°C	°F
20	290	160	2320	0	32	80	176

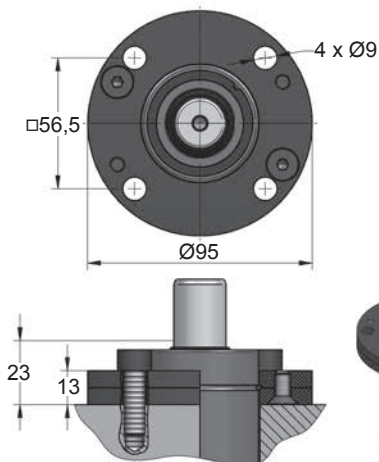


CM 1000 V1 MOUNTS

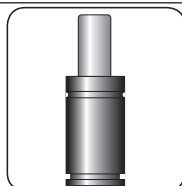

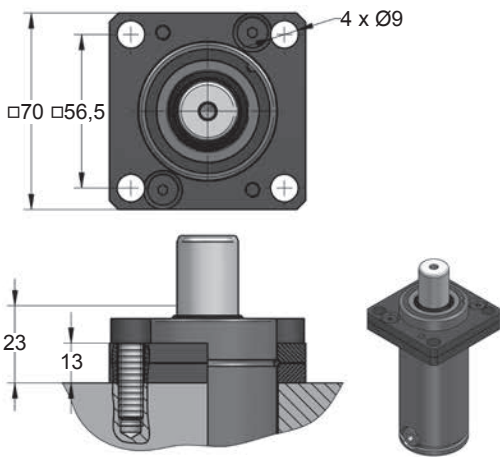
Heavy Duty

MODEL	X	CW 1000 KZ 1000	AS 1000	CT 1000 CK 1000 FD 750	GN 750 CM 1000 CD 1000	AG 750	CPH 1700 CP 2000	CS 1800
SERIES	MINI	COMPACT HEIGHT	THREADED	LOW PROFILE	HEAVY DUTY	ISO	HEAVY LOAD	POWER COMPACT STROKE

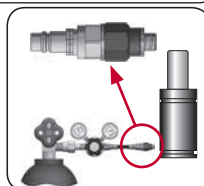
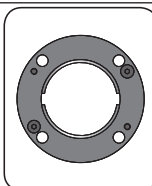
A14-050



A34-050



SEAL KIT S-XXXXXXX
CARTRIDGE KIT C-XXXXXXX



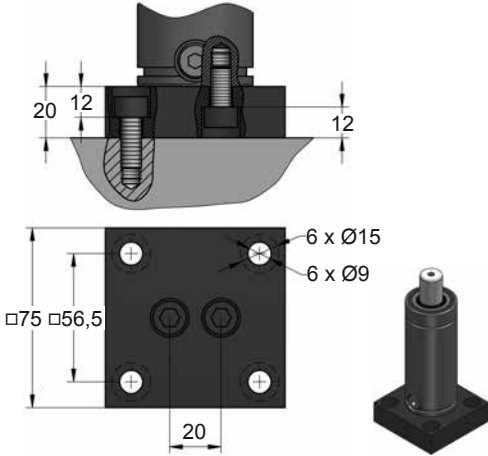
CODE	CM 1000 050 V1	KIT S-XXXXXXX KIT C-XXXXXXX	A14-050	18 CG 1-Q
ENG ORDER	GAS SPRING	REPAIR KIT	FLANGE	CHARGING ADAPTER
DEU BESTELLUNG	GASDRUCKFEDER	ERSATZTEILSATZ	FLANSCHEN	LADEADAPTER
FRA COMMANDE	RESSORT À GAZ	KIT DE RÉPARATION	BRIDE	RACCORD DE CHARGE
ITA ORDINE	CILINDRO AD AZOTO	KIT DI MANUTENZIONE	FLANGE	ADATTATORE DI CARICO
ESP PEDIDO	RESORTE DE GAS	KIT DE REPARACION	BRIDA	ADAPTADOR DE CARGA
POR PEDIDO	CILINDRO DE GÁS	KIT DE MANUTENÇÃO	FLANGE	ADAPTADOR DE CARGA

CM 1000 V1 MOUNTS

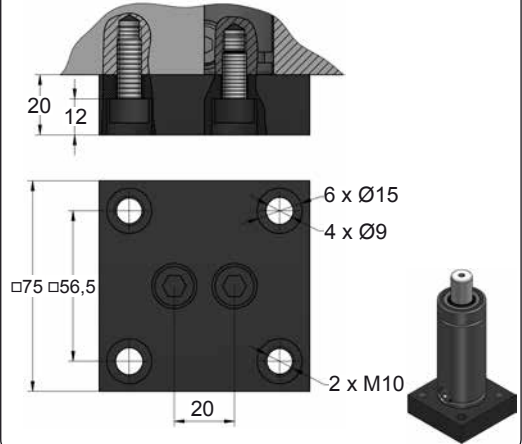
Heavy Duty



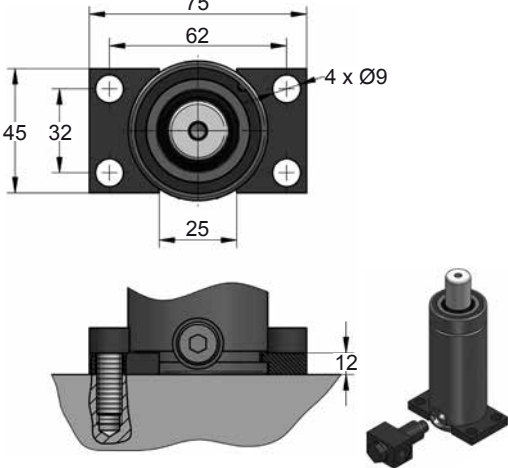
B21-050



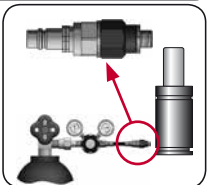
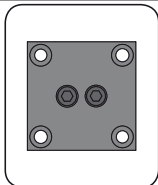
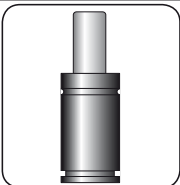

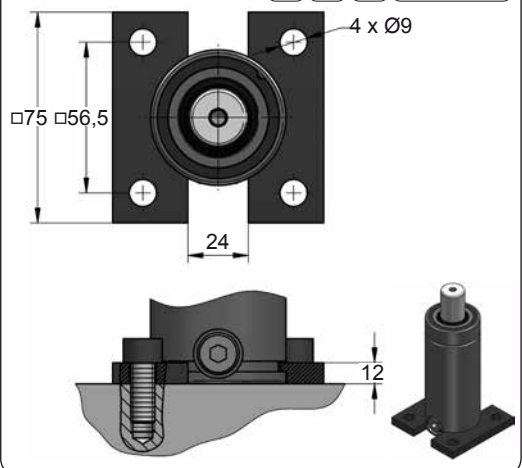
B76-050



C05-050



C20-050



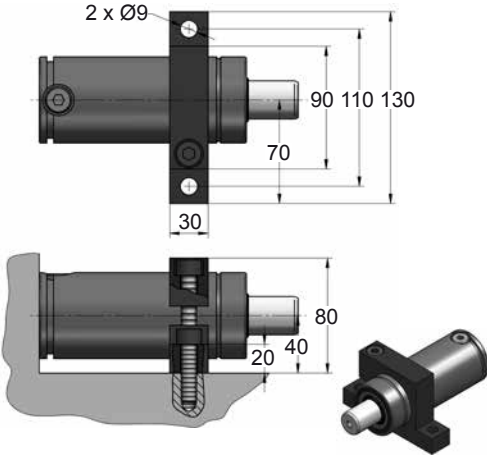
CODE	CM 1000 050 V1	KIT S-XXXXXXX KIT C-XXXXXXX	B21-050	18 CG 1-Q
ENG	ORDER	GAS SPRING	FLANGE	CHARGING ADAPTER
DEU	BESTELLUNG	GASDRUCKFEDER	FLANSCHEN	LADEADAPTER
FRA	COMMANDE	RESSORT À GAZ	BRIDE	RACCORD DE CHARGE
ITA	ORDINE	CILINDRO AD AZOTO	FLANGE	ADATTATORE DI CARICO
ESP	PEDIDO	RESORTE DE GAS	BRIDA	ADAPTADOR DE CARGA
POR	PEDIDO	CILINDRO DE GÁS	FLANGE	ADAPTADOR DE CARGA

CM 1000 V1 MOUNTS

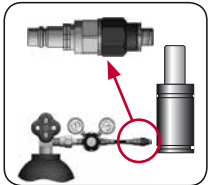
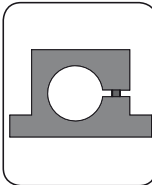
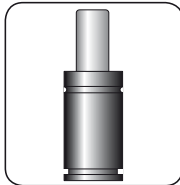


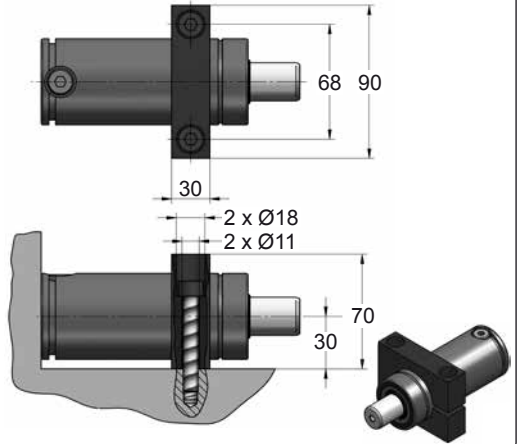
Heavy Duty



D02-050



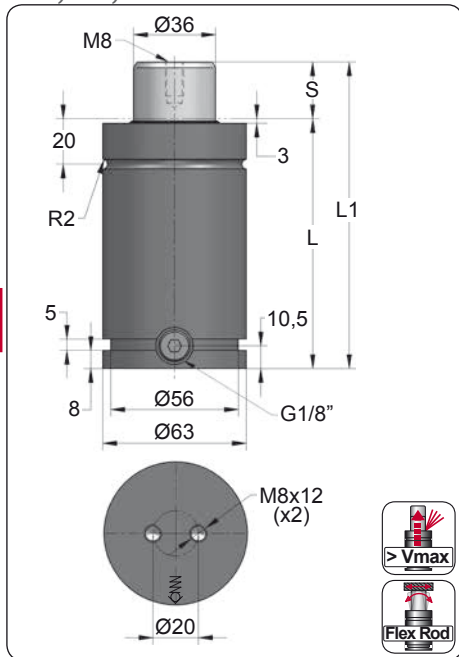
D67-050



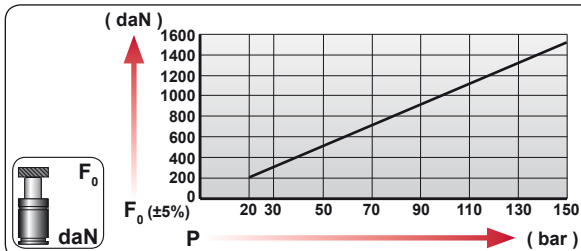
CODE	CM 1000 050 V1	KIT S-XXXXXXX KIT C-XXXXXXX	D02-050	18 CG 1-Q
ENG ORDER	GAS SPRING	REPAIR KIT	FLANGE	CHARGING ADAPTER
DEU BESTELLUNG	GASDRUCKFEDER	ERSATZTEILSATZ	FLANSCHEN	LADEADAPTER
FRA COMMANDE	RESSORT À GAZ	KIT DE RÉPARATION	BRIDE	RACCORD DE CHARGE
ITA ORDINE	CILINDRO AD AZOTO	KIT DI MANUTENZIONE	FLANGE	ADATTATORE DI CARICO
ESP PEDIDO	RESORTE DE GAS	KIT DE REPARACION	BRIDA	ADAPTADOR DE CARGA
POR PEDIDO	CILINDRO DE GÁS	KIT DE MANUTENÇÃO	FLANGE	ADAPTADOR DE CARGA

CM 1500 V1

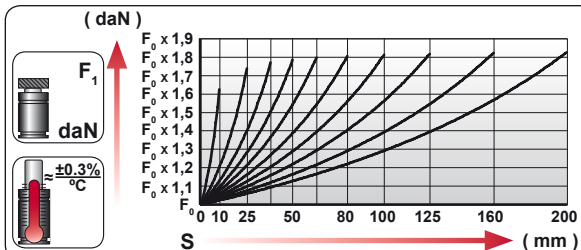
Heavy Duty



ORDER	S (mm)	L1 ±0,25 (mm)	L (mm)	Kg.
CM 1500 010 V1	10	105	95	1.84
CM 1500 025 V1	25	135	110	2.03
CM 1500 038 V1	38	161	123	2.20
CM 1500 050 V1	50	185	135	2.35
CM 1500 063 V1	63	211	148	2.51
CM 1500 080 V1	80	245	165	2.73
CM 1500 100 V1	100	285	185	2.98
CM 1500 125 V1	125	345	220	3.38
CM 1500 160 V1	160	415	255	3.82
CM 1500 200 V1	200	495	295	4.32

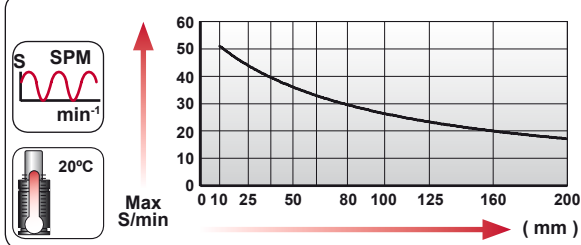


CODE		Pressure			
		bar	psi		
CM 1500 050 V1		150	2175	1530	2730
CM-H 1500 050 V1		0	0	---	---



	ENG ORDER		
	DEU BESTELLUNG		
	FRA COMMANDE		
	ITA ORDINE		
	ESP PEDIDO		
POR PEDIDO			

1500 **50**
CM 1500 050 V1



	$S_{max} < 90\%$	$V_{max} 1,6 \text{ m/s}$	Pmin (20°C)	Pmax (20°C)	Tmin	Tmax	
--	------------------	---------------------------	-------------	-------------	------	------	--

N ₂	S _{max} < 90%	V _{max} 1,6 m/s	bar psi	bar psi	°C °F	°C °F	600 CP-
			20 290	150 2175	0 32	80 176	

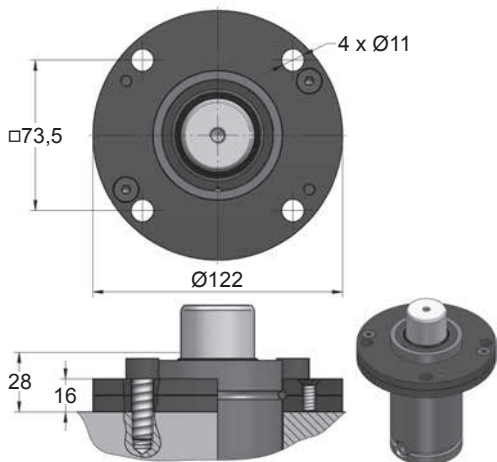


CM 1500 V1 MOUNTS

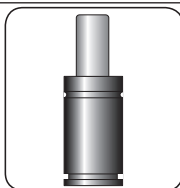

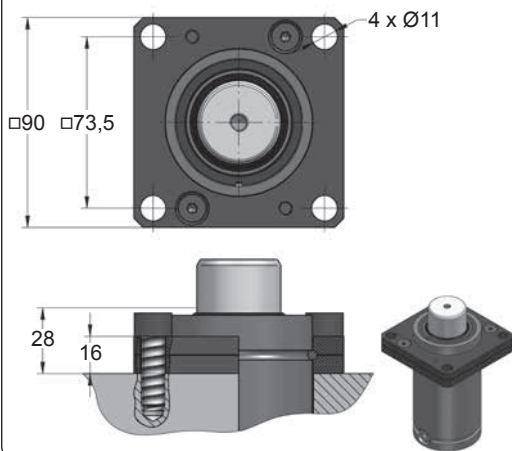
Heavy Duty

MODEL	×	CW 1500 KZ 1500	×	CT 1500 CK 1500	CM 1500 CD 1500	×	CPH 2800 CP 3000	CS 3000
SERIES	MINI	COMPACT HEIGHT	THREADED	LOW PROFILE	HEAVY DUTY	ISO	HEAVY LOAD	POWER COMPACT STROKE

A14-063

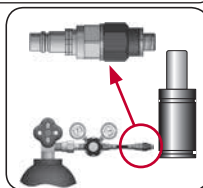
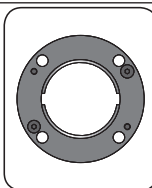


A39-063



SEAL KIT S-XXXXXXX

CARTRIDGE KIT C-XXXXXXX



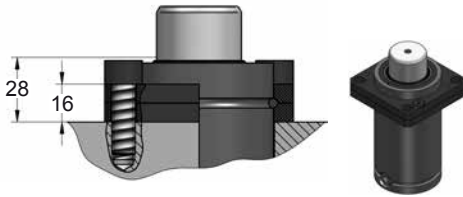
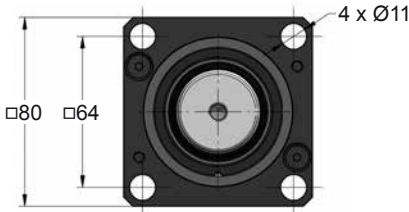
CODE	CM 1500 050 V1	KIT S-XXXXXXX KIT C-XXXXXXX	A14-063	18 CG 1-Q
ENG ORDER	GAS SPRING	REPAIR KIT	FLANGE	CHARGING ADAPTER
DEU BESTELLUNG	GASDRUCKFEDER	ERSATZTEILSATZ	FLANSCHEN	LADEADAPTER
FRA COMMANDE	RESSORT À GAZ	KIT DE RÉPARATION	BRIDE	RACCORD DE CHARGE
ITA ORDINE	CILINDRO AD AZOTO	KIT DI MANUTENZIONE	FLANGE	ADATTATORE DI CARICO
ESP PEDIDO	RESORTE DE GAS	KIT DE REPARACION	BRIDA	ADAPTADOR DE CARGA
POR PEDIDO	CILINDRO DE GÁS	KIT DE MANUTENÇÃO	FLANGE	ADAPTADOR DE CARGA

CM 1500 V1 MOUNTS

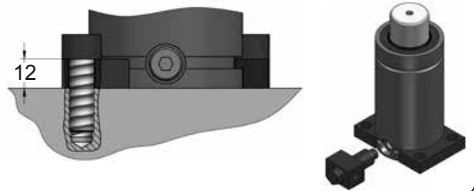
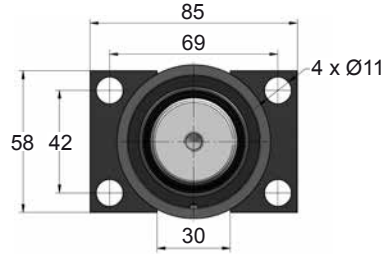
Heavy Duty



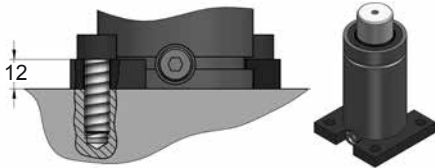
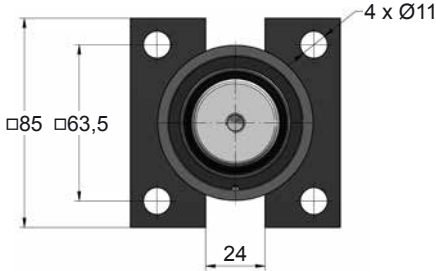
A69-063



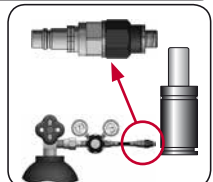
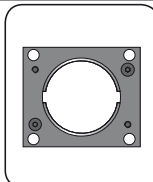
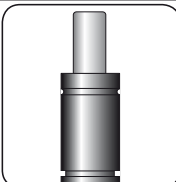
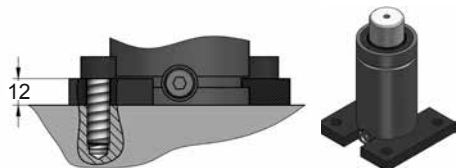
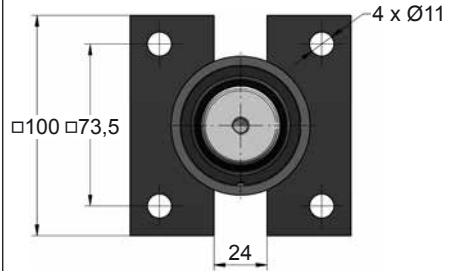
C05-063



C30-063



C35-063



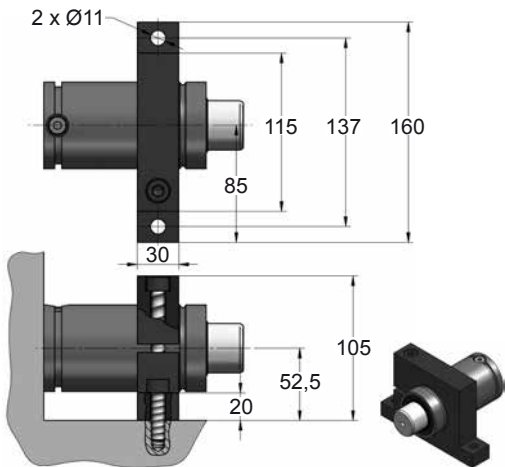
CODE	CM 1500 050 V1	KIT S-XXXXXXX KIT C-XXXXXXX	A69-063	18 CG 1-Q
ENG ORDER	GAS SPRING	REPAIR KIT	FLANGE	CHARGING ADAPTER
DEU BESTELLUNG	GASDRUCKFEDER	ERSATZTEILSATZ	FLANSCH	LADEADAPTER
FRA COMMANDE	RESSORT À GAZ	KIT DE RÉPARATION	BRIDE	RACCORD DE CHARGE
ITA ORDINE	CILINDRO AD AZOTO	KIT DI MANUTENZIONE	FLANGE	ADATTATORE DI CARICO
ESP PEDIDO	RESORTE DE GAS	KIT DE REPARACION	BRIDA	ADAPTADOR DE CARGA
POR PEDIDO	CILINDRO DE GAS	KIT DE MANUTENÇÃO	FLANGE	ADAPTADOR DE CARGA



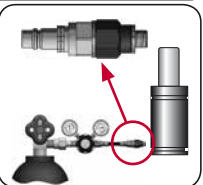
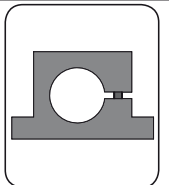



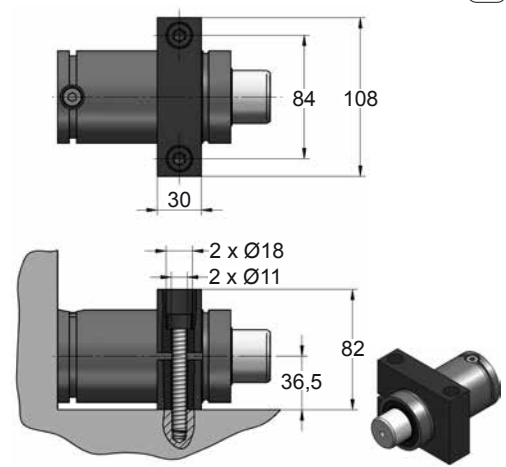
CM 1500 V1 MOUNTS

Heavy Duty

D02-063



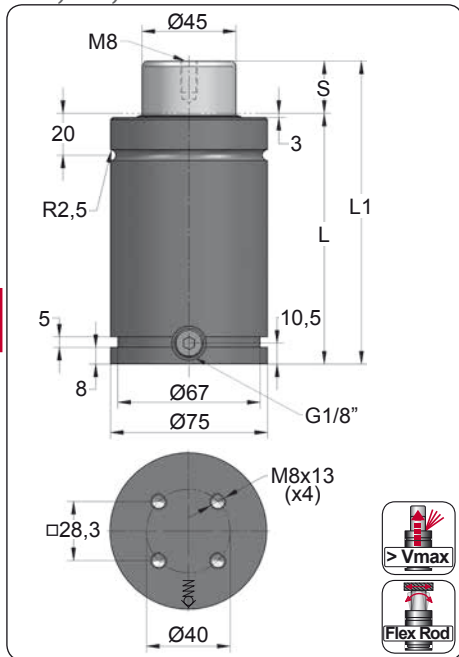
D67-063



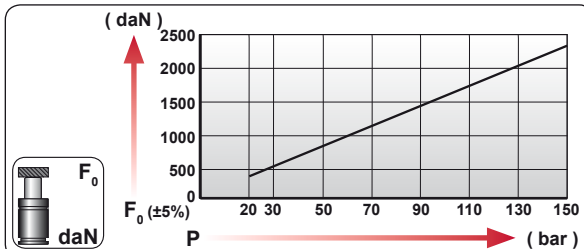
CODE	CM 1500 050 V1	KIT S-XXXXXXX KIT C-XXXXXXX	D02-063	18 CG 1-Q
ENG ORDER	GAS SPRING	REPAIR KIT	FLANGE	CHARGING ADAPTER
DEU BESTELLUNG	GASDRUCKFEDER	ERSATZTEILSATZ	FLANSCHEN	LADEADAPTER
FRA COMMANDE	RESSORT À GAZ	KIT DE RÉPARATION	BRIDE	RACCORD DE CHARGE
ITA ORDINE	CILINDRO AD AZOTO	KIT DI MANUTENZIONE	FLANGE	ADATTATORE DI CARICO
ESP PEDIDO	RESORTE DE GAS	KIT DE REPARACION	BRIDA	ADAPTADOR DE CARGA
POR PEDIDO	CILINDRO DE GÁS	KIT DE MANUTENÇÃO	FLANGE	ADAPTADOR DE CARGA

CM 2500 V1

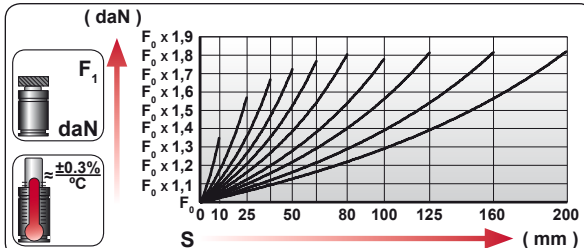
Heavy Duty



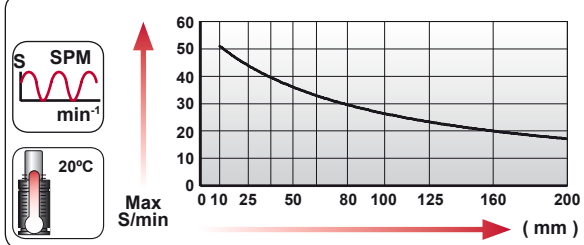
ORDER	S (mm)	L1 ±0,25 (mm)	L (mm)	Kg.
CM 2500 010 V1	10	115	105	2.70
CM 2500 025 V1	25	145	120	2.95
CM 2500 038 V1	38	171	133	3.18
CM 2500 050 V1	50	195	145	3.38
CM 2500 063 V1	63	221	158	3.60
CM 2500 080 V1	80	255	175	3.90
CM 2500 100 V1	100	300	200	4.29
CM 2500 125 V1	125	350	225	4.72
CM 2500 160 V1	160	425	265	5.37
CM 2500 200 V1	200	510	310	6.11



CODE					
		bar	psi		
CM 2500 050 V1		155	2450	2465	4250
CM-H 2500 050 V1		0	0	---	---



ENG	ORDER		
DEU	BESTELLUNG	daN	mm
FRA	COMMANDE		
ITA	ORDINE		
ESP	PEDIDO		
POR	PEDIDO		
	CM 2500 50		
	CM 2500 050 V1		



--	--	--	--	--	--	--	--

N ₂	Smax < 90%	Vmax 1,6 m/s	bar psi 20 290	bar psi 160 2320	°C °F 0 32	°C °F 80 176	600 CP-
----------------	------------	--------------	-------------------	---------------------	---------------	-----------------	---------

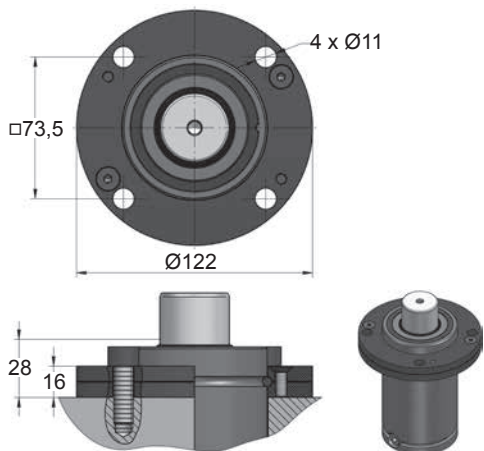


CM 2500 V1 MOUNTS

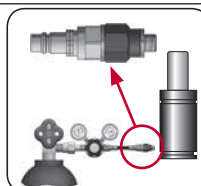
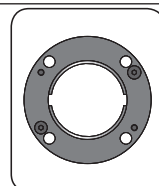
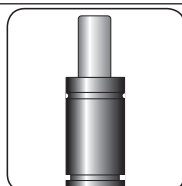

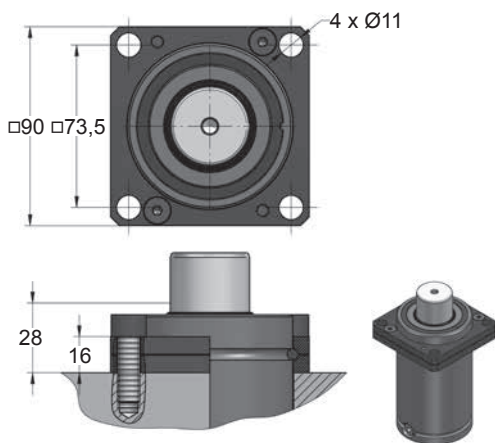
Heavy Duty

MODEL	X	CW 2400 KZ 2400	X	CT 2500 CK 2500 FD 1500	GN 1500 CM 2500 CD 2400	AG 1500	CPH 4300 CP 5000	CS 4700
SERIES	MINI	COMPACT HEIGHT	THREADED	LOW PROFILE	HEAVY DUTY	ISO	HEAVY LOAD	POWER COMPACT STROKE

A14-075



A34-075



CODE	CM 2500 050 V1	KIT S-XXXXXXX KIT C-XXXXXXX	A14-075	18 CG 1-Q
ENG ORDER	GAS SPRING	REPAIR KIT	FLANGE	CHARGING ADAPTER
DEU BESTELLUNG	GASDRUCKFEDER	ERSATZTEILSATZ	FLANSCHEN	LADEADAPTER
FRA COMMANDE	RESSORT À GAZ	KIT DE RÉPARATION	BRIDE	RACCORD DE CHARGE
ITA ORDINE	CILINDRO AD AZOTO	KIT DI MANUTENZIONE	FLANGE	ADATTATORE DI CARICO
ESP PEDIDO	RESORTE DE GAS	KIT DE REPARACION	BRIDA	ADAPTADOR DE CARGA
POR PEDIDO	CILINDRO DE GÁS	KIT DE MANUTENÇÃO	FLANGE	ADAPTADOR DE CARGA

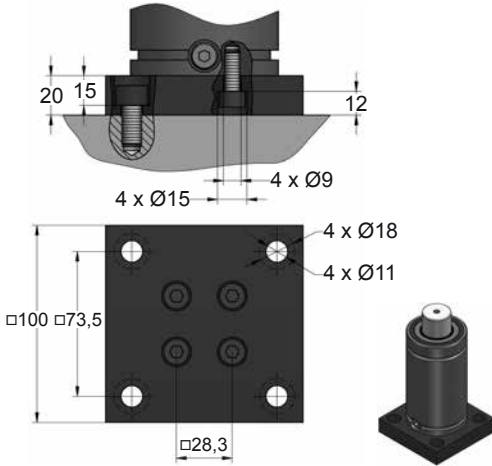
CM 2500 V1 MOUNTS

Heavy Duty

AZOL
GAS

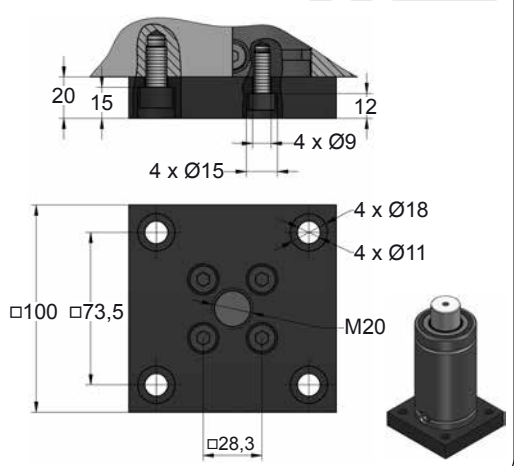
B21-075

ISO EM24.54.700/F

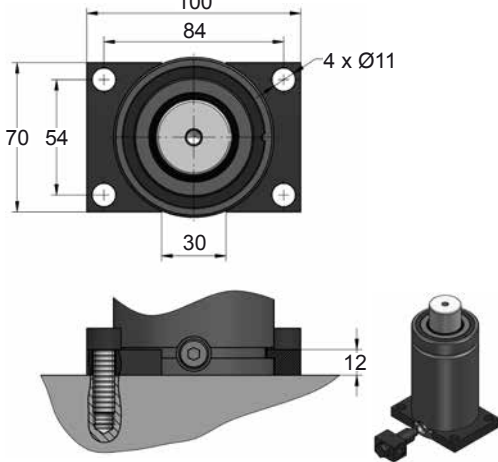


B76-075

ISO HAARITE COBALT E24.54.815.G
EM24.54.700/F

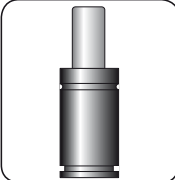
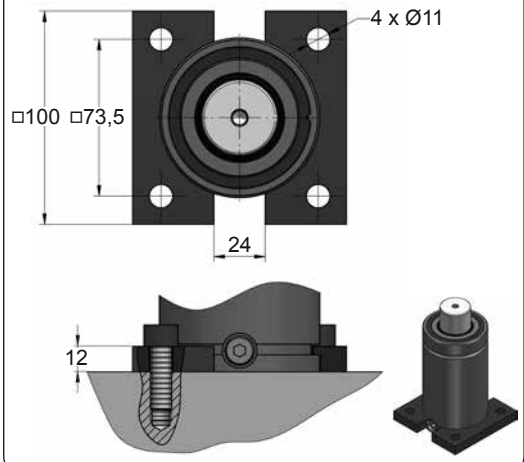


C05-075



C20-075

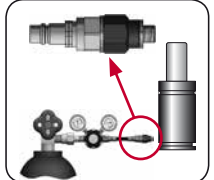
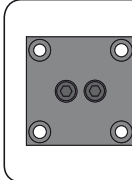
ISO HAARITE VDI COBALT E24.54.815.G
EM24.54.700/F



**SEAL
KIT S-XXXXXXX**

750
2150252
17/23CE art.3
XXXXXXXXXX
Made in Spain (2175)
www.azolgas.com

**CARTRIDGE
KIT C-XXXXXXX**



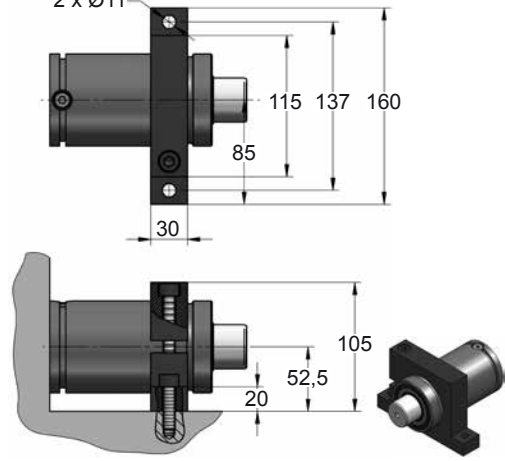
CODE	CM 2500 050 V1	KIT S-XXXXXXX KIT C-XXXXXXX	B21-075	18 CG 1-Q
ENG	ORDER	GAS SPRING	FLANGE	CHARGING ADAPTER
DEU	BESTELLUNG	GASDRUCKFEDER	FLANSCHEN	LADEADAPTER
FRA	COMMANDE	RESSORT À GAZ	BRIDE	RACCORD DE CHARGE
ITA	ORDINE	CILINDRO AD AZOTO	FLANGE	ADATTATORE DI CARICO
ESP	PEDIDO	RESORTE DE GAS	BRIDA	ADAPTADOR DE CARGA
POR	PEDIDO	CILINDRO DE GÁS	FLANGE	ADAPTADOR DE CARGA

CM 2500 V1 MOUNTS

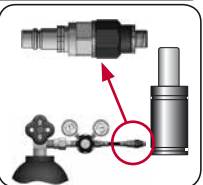
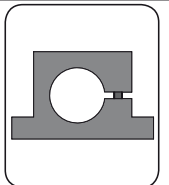




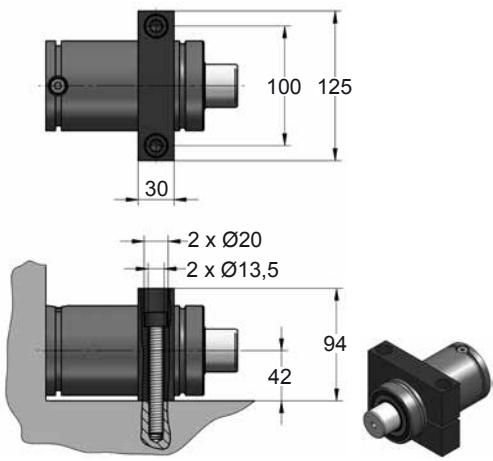
Heavy Duty

D02-075

2 x Ø11



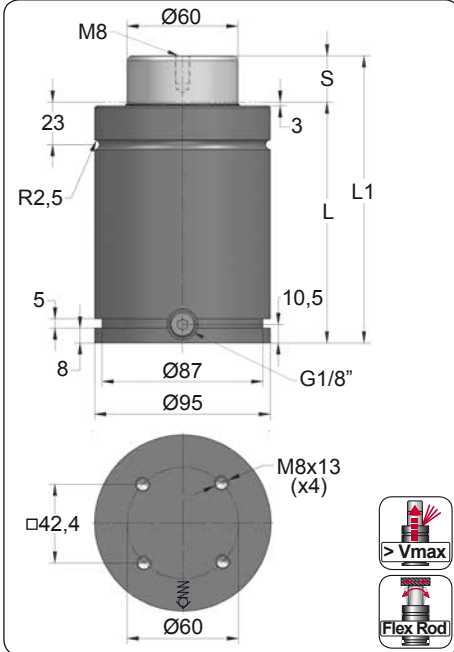
D67-075



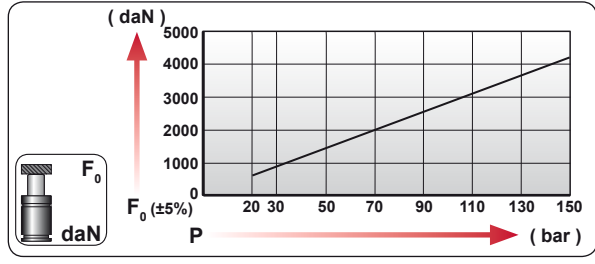
CODE	CM 2500 050 V1	KIT S-XXXXXXX KIT C-XXXXXXX	D02-075	18 CG 1-Q
ENG ORDER	GAS SPRING	REPAIR KIT	FLANGE	CHARGING ADAPTER
DEU BESTELLUNG	GASDRUCKFEDER	ERSATZTEILSATZ	FLANSCHEN	LADEADAPTER
FRA COMMANDE	RESSORT À GAZ	KIT DE RÉPARATION	BRIDE	RACCORD DE CHARGE
ITA ORDINE	CILINDRO AD AZOTO	KIT DI MANUTENZIONE	FLANGE	ADATTATORE DI CARICO
ESP PEDIDO	RESORTE DE GAS	KIT DE REPARACION	BRIDA	ADAPTADOR DE CARGA
POR PEDIDO	CILINDRO DE GÁS	KIT DE MANUTENÇÃO	FLANGE	ADAPTADOR DE CARGA

CM 4000 V1

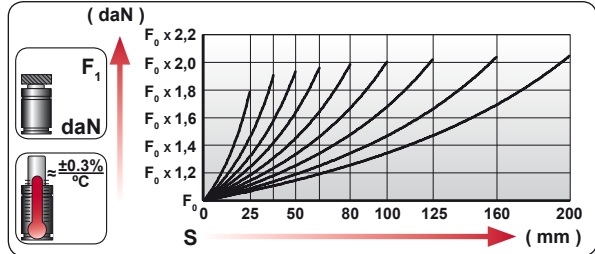
Heavy Duty



ORDER	S (mm)	L1 ±0,25 (mm)	L (mm)	Kg.
CM 4000 025 V1	25	155	130	5.26
CM 4000 038 V1	38	181	143	5.63
CM 4000 050 V1	50	205	155	5.97
CM 4000 063 V1	63	236	173	6.42
CM 4000 080 V1	80	270	190	6.91
CM 4000 100 V1	100	310	210	7.48
CM 4000 125 V1	125	370	245	8.35
CM 4000 160 V1	160	440	280	9.35
CM 4000 200 V1	200	530	330	10.65



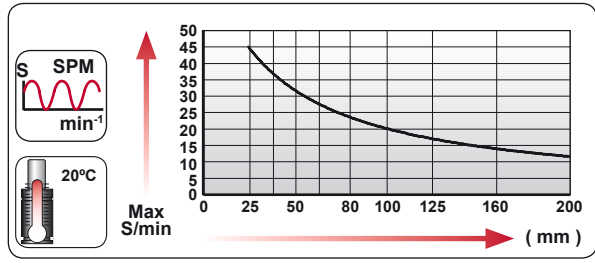
CODE		Pressure		Force	
		bar	psi	daN	daN
CM 4000 050 V1		140	2030	3960	7660
CM-H 4000 050 V1		0	0	---	---



ENG ORDER
 DEU BESTELLUNG
 FRA COMMANDE
 ITA ORDINE
 ESP PEDIDO
 POR PEDIDO

F_0 daN
 S mm

CM 4000 50
CM 4000 050 V1



	$S_{max} < 100\%$	v	Pmin (20°C)	Pmax (20°C)	Tmin	Tmax	
--	-------------------	-----	-------------	-------------	------	------	--

N ₂	S _{max} < 90%	V _{max} 1,6 m/s	bar psi	bar psi	°C °F	°C °F	600 CP-
			20 290	150 2175	0 32	80 176	



CM 4000 V1 MOUNTS

Heavy Duty

MODEL	✗ CW 4200 KZ 4200	✗ CK 4000 FD 3000	GN 3000 CM 4000 CD 4200	AG 3000	CP 8000	CS 7500		
SERIES	MINI 	COMPACT HEIGHT 	THREADED 	LOW PROFILE 	HEAVY DUTY 	ISO 	HEAVY LOAD 	POWER COMPACT STROKE

A14-095

ISO 9001 VDI 2206 E24.54.815.G EM24.54.700/F

4 x Ø13,5
Ø92
Ø150
32
18

A34-095

ISO 9001 VDI

4 x Ø13,5
Ø110 Ø92
32
18

SEAL KIT S-XXXXXXX

CARTRIDGE KIT C-XXXXXXX

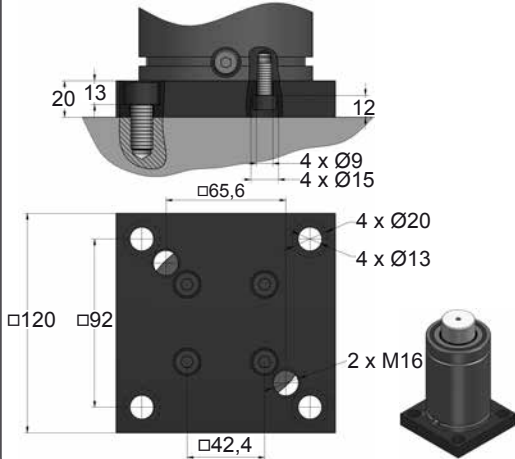
CODE	CM 4000 050 V1	KIT S-XXXXXXX KIT C-XXXXXXX	A14-095	18 CG 1-Q
ENG ORDER	GAS SPRING	REPAIR KIT	FLANGE	CHARGING ADAPTER
DEU BESTELLUNG	GASDRUCKFEDER	ERSATZTEILSATZ	FLANSCHEN	LADEADAPTER
FRA COMMANDE	RESSORT À GAZ	KIT DE RÉPARATION	BRIDE	RACCORD DE CHARGE
ITA ORDINE	CILINDRO AD AZOTO	KIT DI MANUTENZIONE	FLANGE	ADATTATORE DI CARICO
ESP PEDIDO	RESORTE DE GAS	KIT DE REPARACION	BRIDA	ADAPTADOR DE CARGA
POR PEDIDO	CILINDRO DE GÁS	KIT DE MANUTENÇÃO	FLANGE	ADAPTADOR DE CARGA

CM 4000 V1 MOUNTS

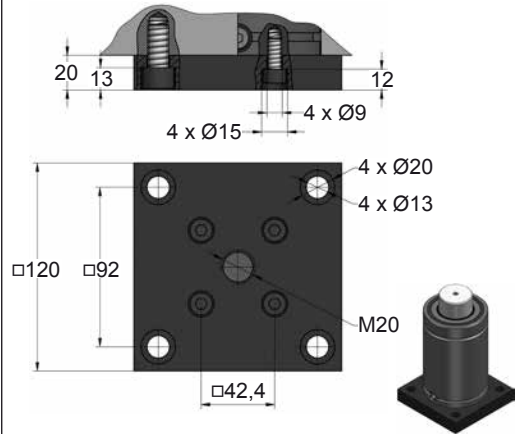
Heavy Duty

AZOL
GAS

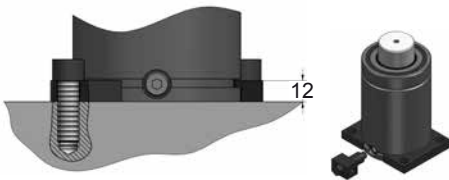
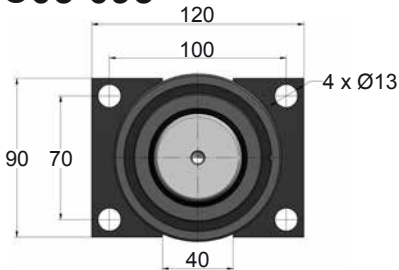
B21-095




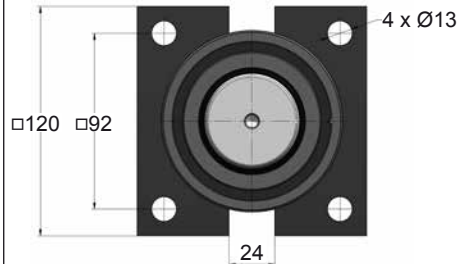
B76-095



C05-095

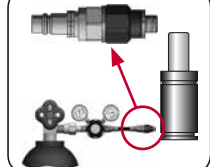
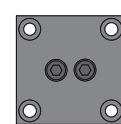


C20-095



SEAL
KIT S-XXXXXXX

CARTRIDGE
KIT C-XXXXXXX



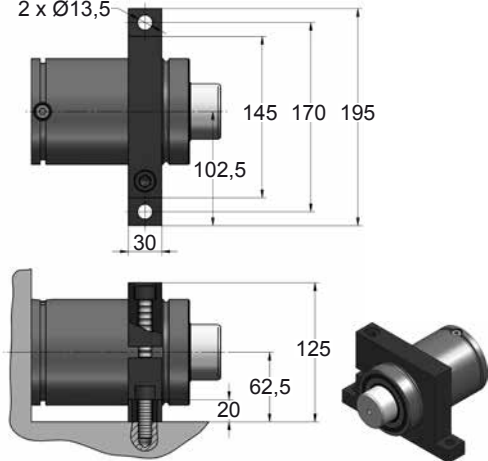
CODE	CM 4000 050 V1	KIT S-XXXXXXX KIT C-XXXXXXX	B21-095	18 CG 1-Q
ENG ORDER	GAS SPRING	REPAIR KIT	FLANGE	CHARGING ADAPTER
DEU BESTELLUNG	GASDRUCKFEDER	ERSATZTEILSATZ	FLANSCHEN	LADEADAPTER
FRA COMMANDE	RESSORT À GAZ	KIT DE RÉPARATION	BRIDE	RACCORD DE CHARGE
ITA ORDINE	CILINDRO AD AZOTO	KIT DI MANUTENZIONE	FLANGE	ADATTATORE DI CARICO
ESP PEDIDO	RESORTE DE GAS	KIT DE REPARACION	BRIDA	ADAPTADOR DE CARGA
POR PEDIDO	CILINDRO DE GÁS	KIT DE MANUTENÇÃO	FLANGE	ADAPTADOR DE CARGA

CM 4000 V1 MOUNTS

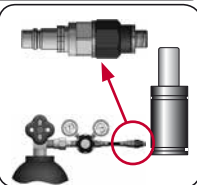
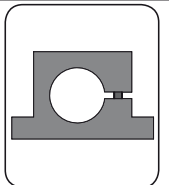



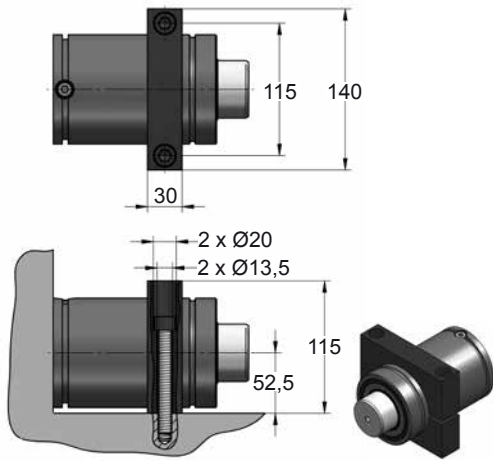
Heavy Duty

D02-095

2 x Ø13,5



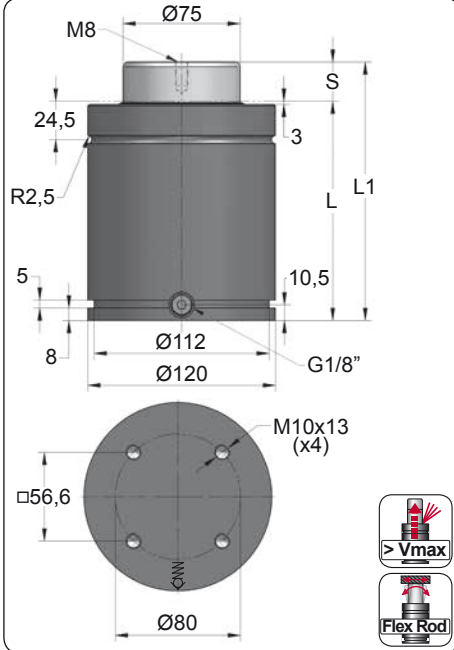
D67-095



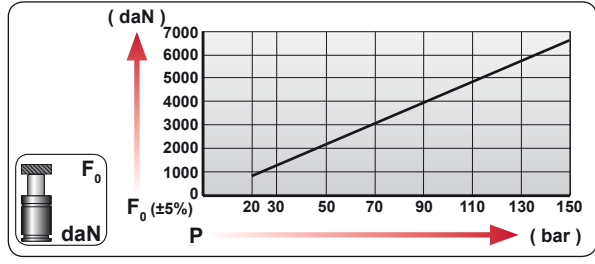
CODE	CM 4000 050 V1	KIT S-XXXXXXX KIT C-XXXXXXX	D02-095	18 CG 1-Q
ENG ORDER	GAS SPRING	REPAIR KIT	FLANGE	CHARGING ADAPTER
DEU BESTELLUNG	GASDRUCKFEDER	ERSATZTEILSATZ	FLANSCHEN	LADEADAPTER
FRA COMMANDE	RESSORT À GAZ	KIT DE RÉPARATION	BRIDE	RACCORD DE CHARGE
ITA ORDINE	CILINDRO AD AZOTO	KIT DI MANUTENZIONE	FLANGE	ADATTATORE DI CARICO
ESP PEDIDO	RESORTE DE GAS	KIT DE REPARACION	BRIDA	ADAPTADOR DE CARGA
POR PEDIDO	CILINDRO DE GÁS	KIT DE MANUTENÇÃO	FLANGE	ADAPTADOR DE CARGA

CM 6500 V1

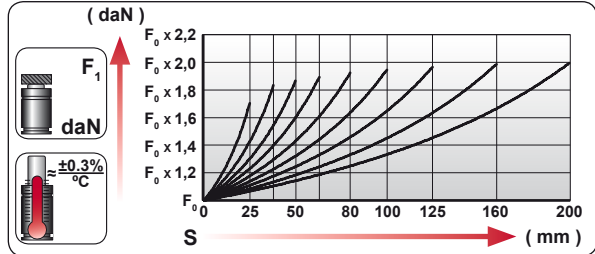
Heavy Duty



ORDER	S (mm)	L1 ±0,25 (mm)	L (mm)	Kg.
CM 6500 025 V1	25	165	140	9.26
CM 6500 038 V1	38	191	153	9.86
CM 6500 050 V1	50	215	165	10.42
CM 6500 063 V1	63	241	178	11.02
CM 6500 080 V1	80	275	195	11.81
CM 6500 100 V1	100	315	215	12.74
CM 6500 125 V1	125	375	250	14.17
CM 6500 160 V1	160	450	290	15.93
CM 6500 200 V1	200	540	340	18.05



CODE	Pressure (bar)	Pressure (psi)	Force (daN)	Force (daN)
CM 6500 050 V1	145	2105	6405	11950
CM-H 6500 050 V1	0	0	---	---

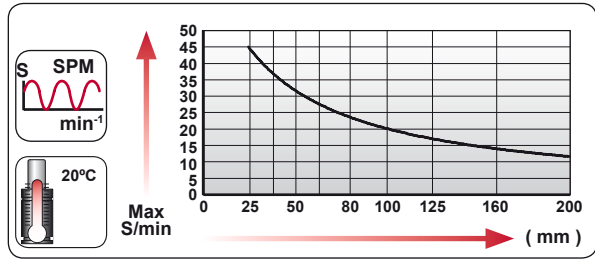


Language selection table:

ENG	ORDER		
DEU	BESTELLUNG	daN	mm
FRA	COMMANDE		
ITA	ORDINE		
ESP	PEDIDO		
POR	PEDIDO		

Product code: **CM 6500 50**

Final code: **CM 6500 050 V1**



Valve specifications and components:

- N₂
- S_{max} < 90%
- V_{max} 1,6 m/s
- P_{min} (20°C)
- P_{max} (20°C)
- T_{min}
- T_{max}
- 600 CP-

N ₂	S _{max} < 90%	V _{max} 1,6 m/s	bar psi	bar psi	°C °F	°C °F	°C °F	600 CP-
			20 290	150 2175	0 32	80 176		

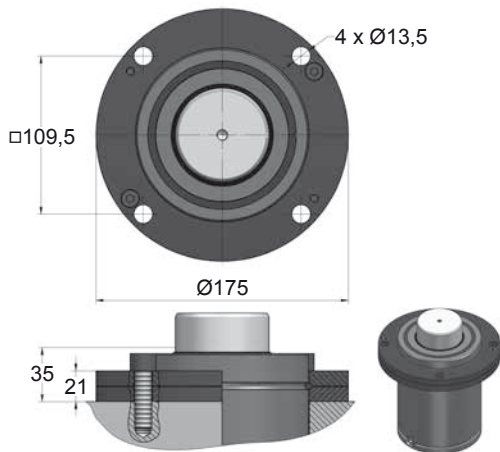


CM 6500 V1 MOUNTS

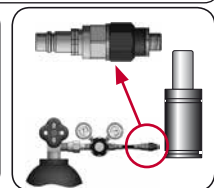
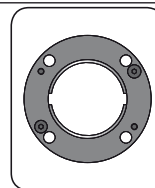
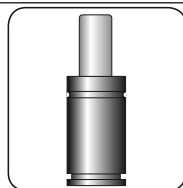
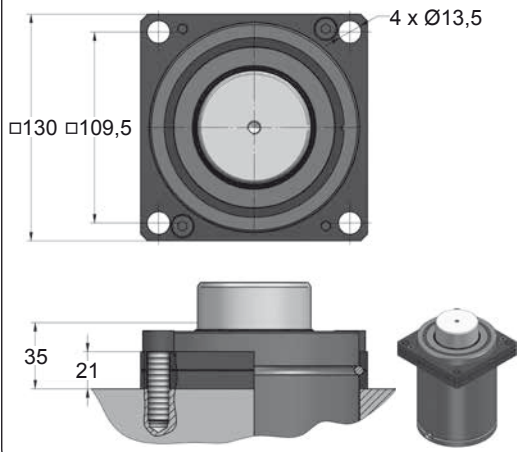
Heavy Duty

MODEL	X	CW 6600 KZ 6600	X	FD 5000	GN 5000 CM 6500 CD 6600	AG 5000	X	CS 11800
SERIES	MINI	COMPACT HEIGHT	THREADED	LOW PROFILE	HEAVY DUTY	ISO	HEAVY LOAD	POWER COMPACT STROKE

A14-120



A34-120


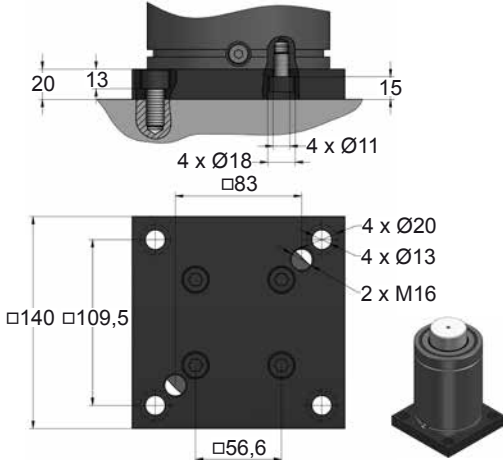


CODE	CM 6500 050 V1	KIT S-XXXXXXX KIT C-XXXXXXX	A14-120	18 CG 1-Q
ENG ORDER	GAS SPRING	REPAIR KIT	FLANGE	CHARGING ADAPTER
DEU BESTELLUNG	GASDRUCKFEDER	ERSATZTEILSATZ	FLANSCHEN	LADEADAPTER
FRA COMMANDE	RESSORT À GAZ	KIT DE RÉPARATION	BRIDE	RACCORD DE CHARGE
ITA ORDINE	CILINDRO AD AZOTO	KIT DI MANUTENZIONE	FLANGE	ADATTATORE DI CARICO
ESP PEDIDO	RESORTE DE GAS	KIT DE REPARACION	BRIDA	ADAPTADOR DE CARGA
POR PEDIDO	CILINDRO DE GÁS	KIT DE MANUTENÇÃO	FLANGE	ADAPTADOR DE CARGA

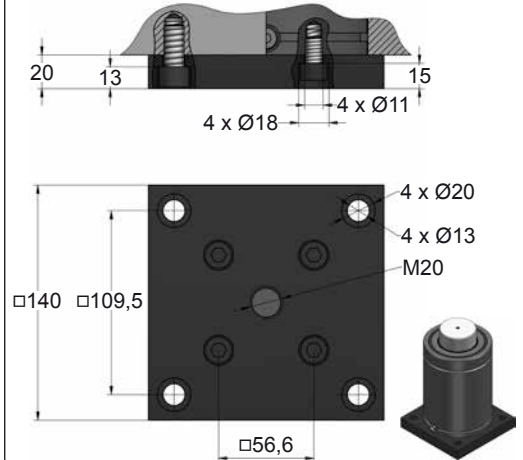
CM 6500 V1 MOUNTS

*Heavy Duty***AZOL
GAS** 

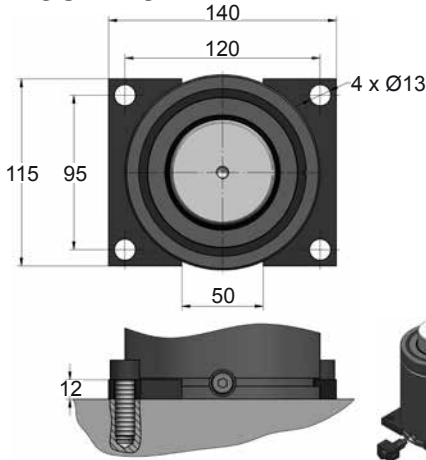
B21-120

 EM24.54.700F



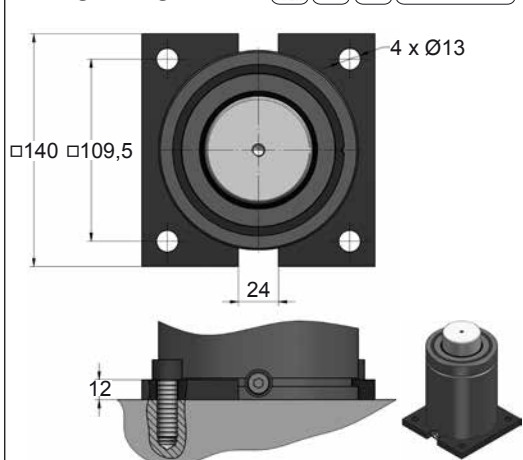
B76-120

   EM24.54.700F


C05-120



C20-120


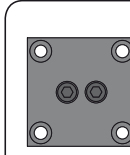
    E24.54.815 G
EM24.54.700F


SEAL

KIT S-XXXXXXX

CARTRIDGE

KIT C-XXXXXXX

**CODE****CM 6500 050 V1****KIT S-XXXXXXX
KIT C-XXXXXXX****B21-120****18 CG 1-Q**

ENG	ORDER	GAS SPRING	REPAIR KIT	FLANGE	CHARGING ADAPTER
DEU	BESTELLUNG	GASDRUCKFEDER	ERSATZTEILSATZ	FLANSCHEN	LADEADAPTER
FRA	COMMANDE	RESSORT À GAZ	KIT DE RÉPARATION	BRIDE	RACCORD DE CHARGE
ITA	ORDINE	CILINDRO AD AZOTO	KIT DI MANUTENZIONE	FLANGE	ADATTATORE DI CARICO
ESP	PEDIDO	RESORTE DE GAS	KIT DE REPARACION	BRIDA	ADAPTADOR DE CARGA
POR	PEDIDO	CILINDRO DE GÁS	KIT DE MANUTENÇÃO	FLANGE	ADAPTADOR DE CARGA

CM 6500 V1 MOUNTS

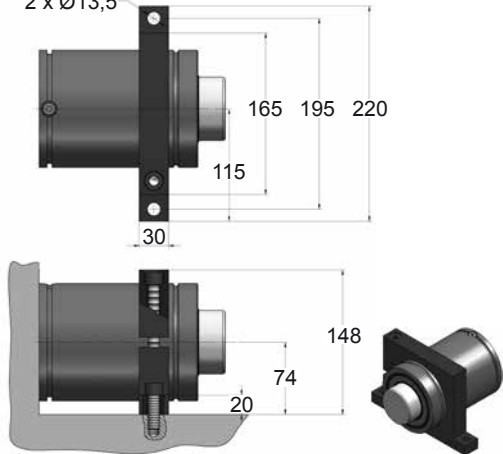
Heavy Duty

D02-120

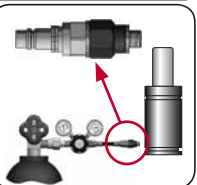
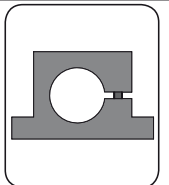



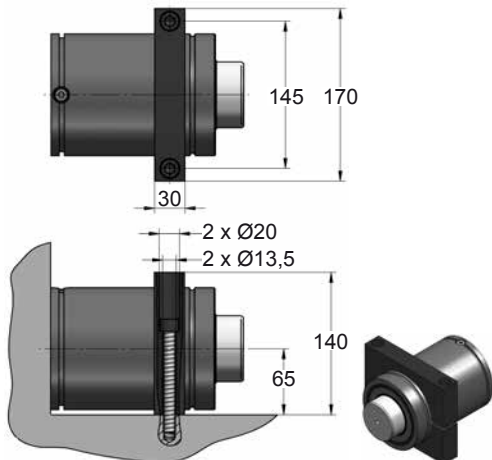
2 x Ø13,5



E24.54.815.G
EM24.54.700/F



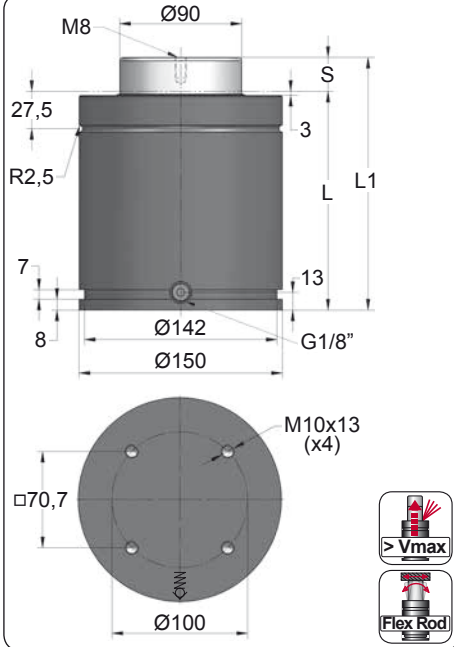
D67-120



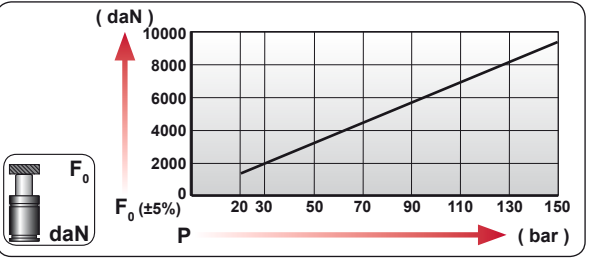
CODE	CM 6500 050 V1	KIT S-XXXXXXX KIT C-XXXXXXX	D02-120	18 CG 1-Q
ENG ORDER	GAS SPRING	REPAIR KIT	FLANGE	CHARGING ADAPTER
DEU BESTELLUNG	GASDRUCKFEDER	ERSATZTEILSATZ	FLANSCHEN	LADEADAPTER
FRA COMMANDE	RESSORT À GAZ	KIT DE RÉPARATION	BRIDE	RACCORD DE CHARGE
ITA ORDINE	CILINDRO AD AZOTO	KIT DI MANUTENZIONE	FLANGE	ADATTATORE DI CARICO
ESP PEDIDO	RESORTE DE GAS	KIT DE REPARACION	BRIDA	ADAPTADOR DE CARGA
POR PEDIDO	CILINDRO DE GÁS	KIT DE MANUTENÇÃO	FLANGE	ADAPTADOR DE CARGA

CM 10000

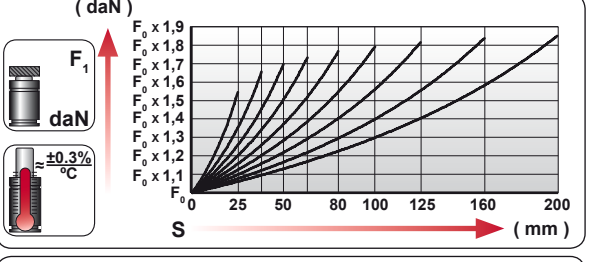
Heavy Duty



ORDER	S (mm)	L1 ±0,25 (mm)	L (mm)	Kg.
CM 10000 025	25	186	161	16.39
CM 10000 038	38	212	174	17.25
CM 10000 050	50	236	186	18.04
CM 10000 063	63	262	199	18.91
CM 10000 080	80	296	216	20.03
CM 10000 100	100	336	236	21.36
CM 10000 125	125	386	261	23.02
CM 10000 160	160	456	296	25.34
CM 10000 200	200	536	336	27.99

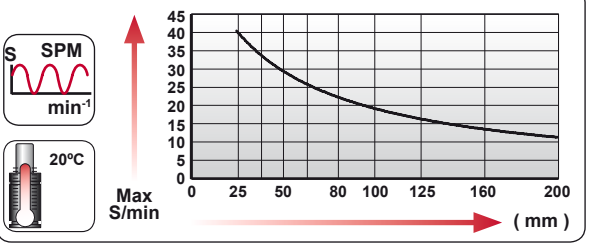


CODE		Pressure		Force	
		bar	psi	daN	daN
CM 10000 050		150	2175	9540	16200
CM-H 10000 050		0	0	---	---



ENG ORDER
 DEU BESTELLUNG
 FRA COMMANDE
 ITA ORDINE
 ESP PEDIDO
 POR PEDIDO

F_0 daN S mm
CM 10000 50
CM 10000 050



$S_{max} < 100\%$
 v
 Pmin (20°C) Pmax (20°C)
 Tmin Tmax

N ₂	S _{max} < 90%	V _{max} 1,6 m/s	bar psi	bar psi	°C °F	°C °F	600 CP-
			20 290	160 2320	0 32	80 176	



CM 10000 MOUNTS

Heavy Duty

MODEL	×	CW 9500 CW 11800	×	×	GN 7500 CM 10000 CD 9600	AG 7500	×	CS 18300
SERIES	MINI	COMPACT HEIGHT	THREADED	LOW PROFILE	HEAVY DUTY	ISO	HEAVY LOAD	POWER COMPACT STROKE

A14-150

ISO VARIANTE E24.54.815.G EM24.54.700IF

4 x Ø17,5

□138

Ø220

41 27

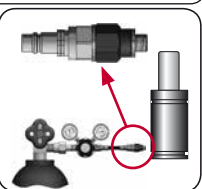
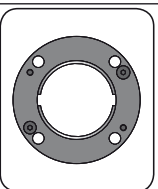
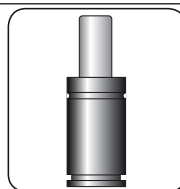

A34-150

ISO VDI

4 x Ø17,5

□162 □138

41 27



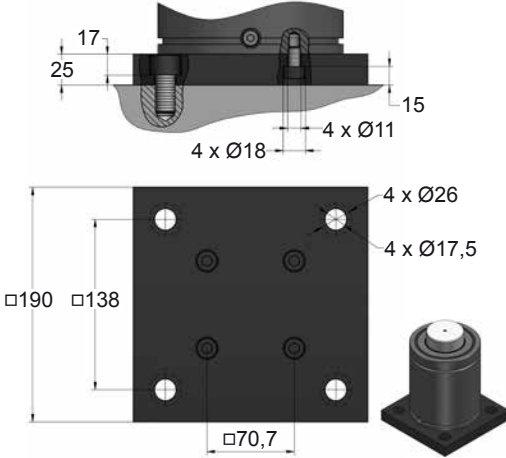
CODE	CM 10000 050	KIT S-XXXXXXX KIT C-XXXXXXX	A14-150	18 CG 1-Q
ENG ORDER	GAS SPRING	REPAIR KIT	FLANGE	CHARGING ADAPTER
DEU BESTELLUNG	GASDRUCKFEDER	ERSATZTEILSATZ	FLANSCHEN	LADEADAPTER
FRA COMMANDE	RESSORT À GAZ	KIT DE RÉPARATION	BRIDE	RACCORD DE CHARGE
ITA ORDINE	CILINDRO AD AZOTO	KIT DI MANUTENZIONE	FLANGE	ADATTATORE DI CARICO
ESP PEDIDO	RESORTE DE GAS	KIT DE REPARACION	BRIDA	ADAPTADOR DE CARGA
POR PEDIDO	CILINDRO DE GAS	KIT DE MANUTENÇÃO	FLANGE	ADAPTADOR DE CARGA

CM 10000 MOUNTS

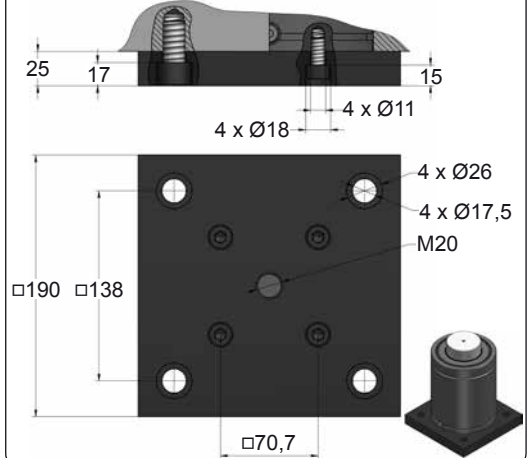
Heavy Duty



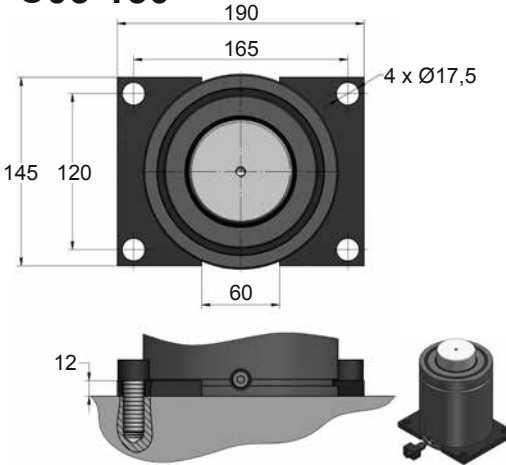
B21-150



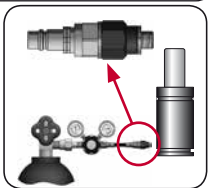
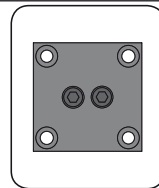

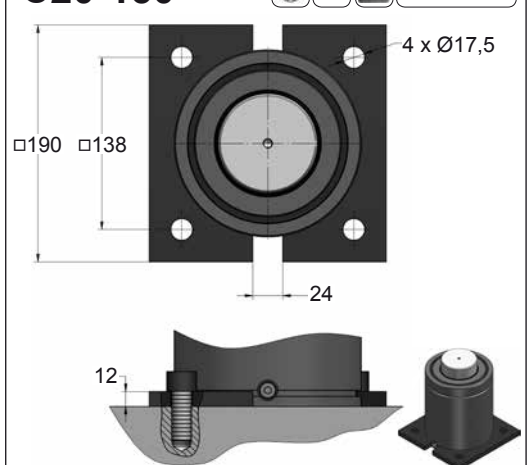
B76-150



C05-150



C20-150

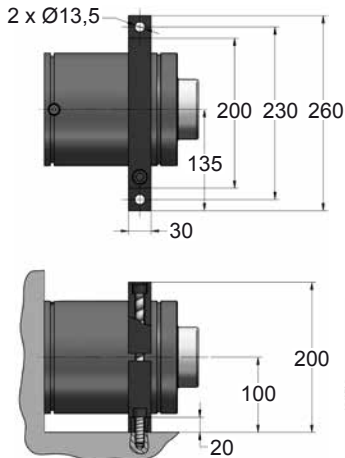


CODE	CM 10000 050	KIT S-XXXXXXX KIT C-XXXXXXX	B21-150	18 CG 1-Q	
ENG	ORDER	GAS SPRING	REPAIR KIT	FLANGE	CHARGING ADAPTER
DEU	BESTELLUNG	GASDRUCKFEDER	ERSATZTEILSATZ	FLANSCH	LADEADAPTER
FRA	COMMANDE	RESSORT À GAZ	KIT DE RÉPARATION	BRIDE	RACCORD DE CHARGE
ITA	ORDINE	CILINDRO AD AZOTO	KIT DI MANUTENZIONE	FLANGE	ADATTATORE DI CARICO
ESP	PEDIDO	RESORTE DE GAS	KIT DE REPARACION	BRIDA	ADAPTADOR DE CARGA
POR	PEDIDO	CILINDRO DE GÁS	KIT DE MANUTENÇÃO	FLANGE	ADAPTADOR DE CARGA

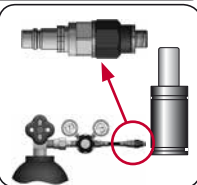
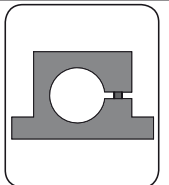



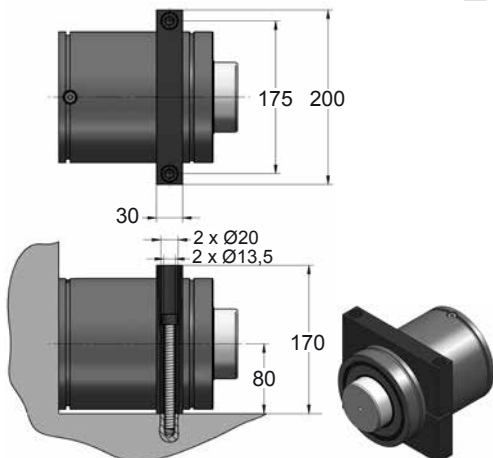
CM 10000 MOUNTS

Heavy Duty

D02-150






















































































D67-150



CODE	CM 10000 050	KIT S-XXXXXXX KIT C-XXXXXXX	D02-150	18 CG 1-Q
ENG ORDER	GAS SPRING	REPAIR KIT	FLANGE	CHARGING ADAPTER
DEU BESTELLUNG	GASDRUCKFEDER	ERSATZTEILSATZ	FLANSCHEN	LADEADAPTER
FRA COMMANDE	RESSORT À GAZ	KIT DE RÉPARATION	BRIDE	RACCORD DE CHARGE
ITA ORDINE	CILINDRO AD AZOTO	KIT DI MANUTENZIONE	FLANGE	ADATTATORE DI CARICO
ESP PEDIDO	RESORTE DE GAS	KIT DE REPARACION	BRIDA	ADAPTADOR DE CARGA
POR PEDIDO	CILINDRO DE GÁS	KIT DE MANUTENÇÃO	FLANGE	ADAPTADOR DE CARGA

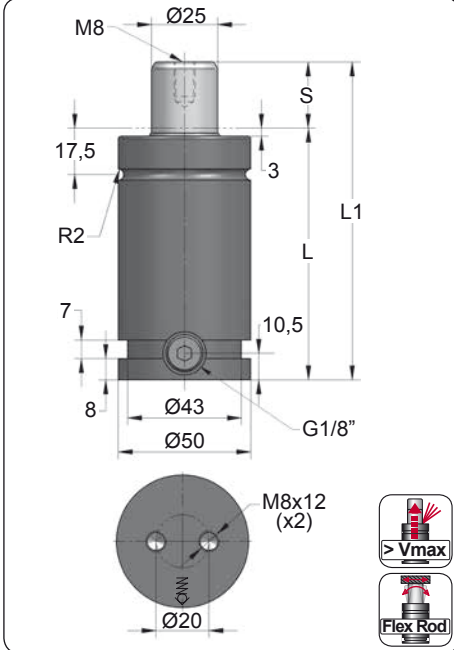


MODEL	F ₀ 	Ø 	S 	L1 	Pmax 	Charge Port 		
GN 750	750	Ø50	12.5 - 175	95 - 420	150	G1/8"	✓	✓
GN 1500	1500	Ø75	25 - 200	135 - 485	150	G1/8"	✓	✓
GN 3000	3000	Ø95	25 - 225	145 - 545	150	G1/8"	✓	✓
GN 5000	5000	Ø120	25 - 250	152.5 - 602.5	150	G1/8"	✓	✓
GN 7500	7500	Ø150	25 - 250	155 - 605	150	G1/8"	✓	✓

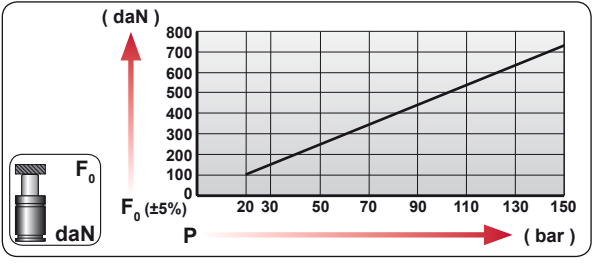
	 mm	 mm	 mm	 daN	MODEL	SERIES	
							
							
							
							
							
							
							
							
GN 750	GN 750	GN 750	GN 750	GN 750	GN 750	GN 750	
CM 1000	CM 1000	CM 1000	CM 1000	CM 1000	CM 1000	CM 1000	
CD 1000	CD 1000	CD 1000	CD 1000	CD 1000	CD 1000	CD 1000	
AG 750	AG 750	AG 750	AG 750	AG 750	AG 750	AG 750	
CPH 1700	CPH 1700	CPH 1700	CPH 1700	CPH 1700	CPH 1700	CPH 1700	
CP 2000	CP 2000	CP 2000	CP 2000	CP 2000	CP 2000	CP 2000	
CS 1800	CS 1800	CS 1800	CS 1800	CS 1800	CS 1800	CS 1800	
MINI	COMPACT HEIGHT	THREADED	LOW PROFILE	HEAVY DUTY	ISO	HEAVY LOAD	POWER COMPACT STROKE
							
							
							

GN 750

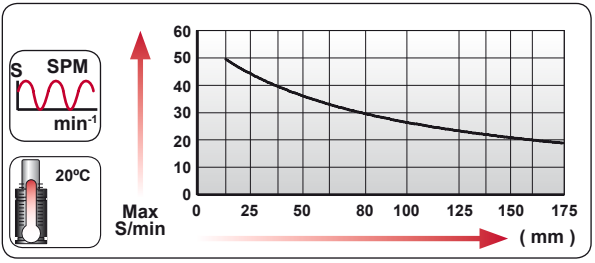
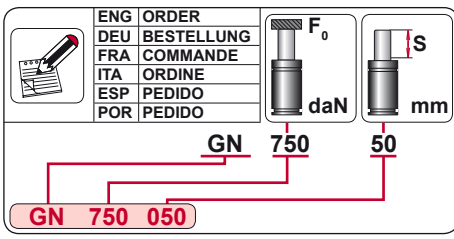
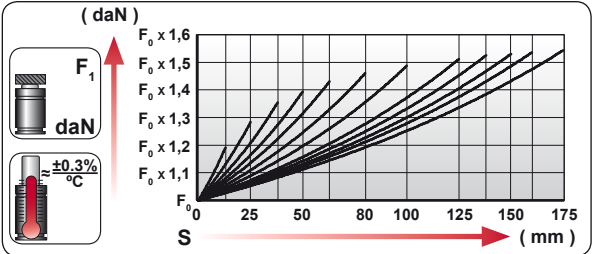
Heavy Duty



ORDER	S (mm)	L1 ±0,25 (mm)	L (mm)	Kg.
GN 750 012	12.5	95	82.5	0.98
GN 750 025	25	120	95	1.08
GN 750 037	37.5	145	107.5	1.18
GN 750 050	50	170	120	1.29
GN 750 062	62.5	195	132.5	1.39
GN 750 080	80	230	150	1.53
GN 750 100	100	270	170	1.70
GN 750 125	125	320	195	1.90
GN 750 137	137.5	345	207.5	2.00
GN 750 150	150	370	220	2.11
GN 750 160	160	390	230	2.19
GN 750 175	175	420	245	2.31



CODE					
		bar	psi		
GN 750 050		150	2175	740	1030
GN-H 750 050		0	0	---	---



--	--	--	--	--	--	--	--

N ₂	S _{max} < 90%	V _{max} 1,6 m/s	bar psi 20 290	bar psi 150 2175	°C °F 0 32	°C °F 80 176	600 CP-
----------------	------------------------	--------------------------	-------------------	---------------------	---------------	-----------------	---------

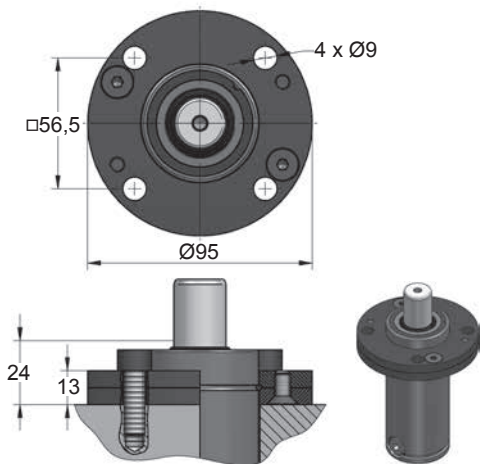


GN 750 MOUNTS

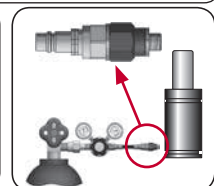
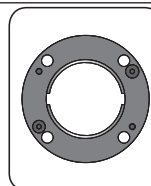
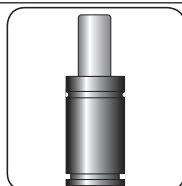

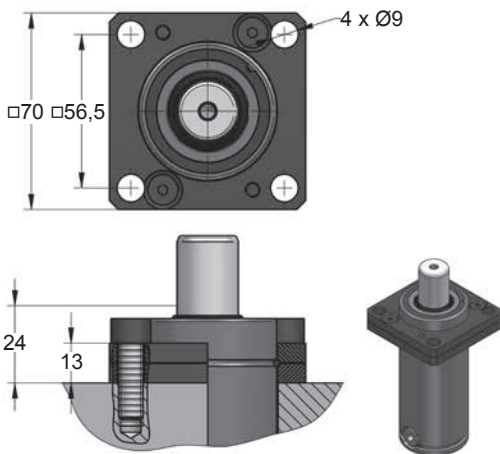
Heavy Duty

MODEL	X	CW 1000 KZ 1000	AS 1000	CT 1000 CK 1000 FD 750	GN 750 CM 1000 CD 1000	AG 750	CPH 1700 CP 2000	CS 1800
SERIES	MINI	COMPACT HEIGHT	THREADED	LOW PROFILE	HEAVY DUTY	ISO	HEAVY LOAD	POWER COMPACT STROKE

A14-050



A34-050



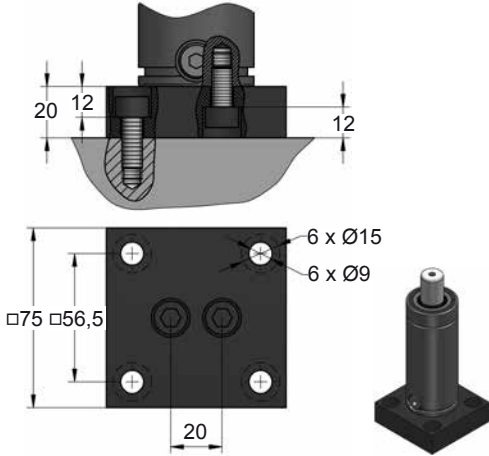
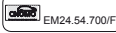
CODE	GN 750 050	KIT S-XXXXXXX KIT C-XXXXXXX	A14-050	18 CG 1-Q
ENG ORDER	GAS SPRING	REPAIR KIT	FLANGE	CHARGING ADAPTER
DEU BESTELLUNG	GASDRUCKFEDER	ERSATZTEILSATZ	FLANSCHEN	LADEADAPTER
FRA COMMANDE	RESSORT À GAZ	KIT DE RÉPARATION	BRIDE	RACCORD DE CHARGE
ITA ORDINE	CILINDRO AD AZOTO	KIT DI MANUTENZIONE	FLANGE	ADATTATORE DI CARICO
ESP PEDIDO	RESORTE DE GAS	KIT DE REPARACION	BRIDA	ADAPTADOR DE CARGA
POR PEDIDO	CILINDRO DE GÁS	KIT DE MANUTENÇÃO	FLANGE	ADAPTADOR DE CARGA

GN 750 MOUNTS

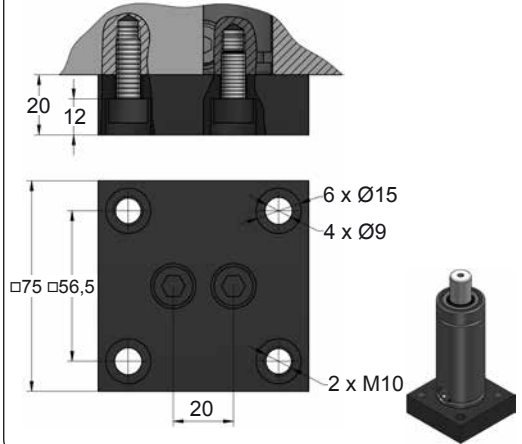
Heavy Duty



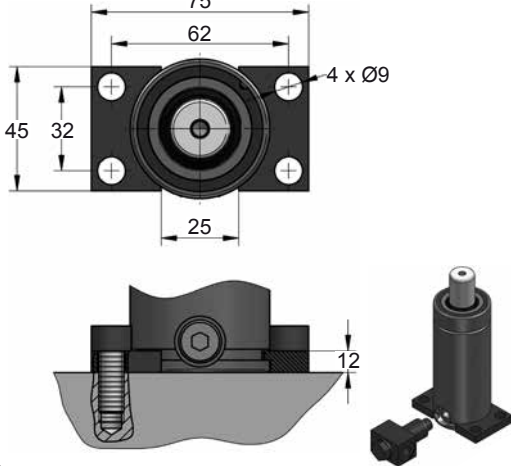
B21-050



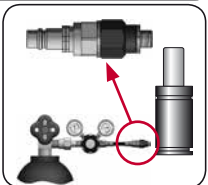
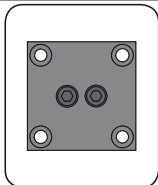
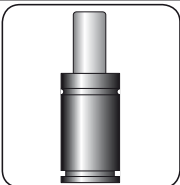

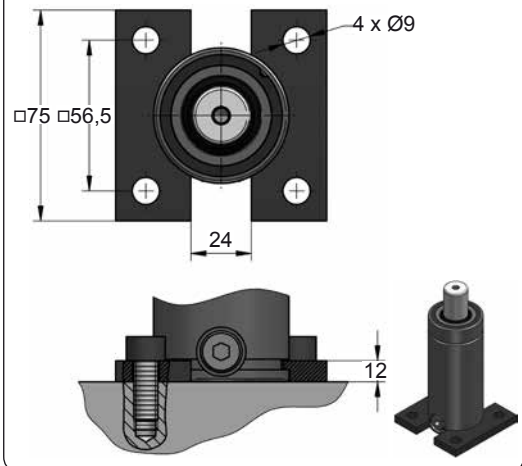
B76-050



C05-050

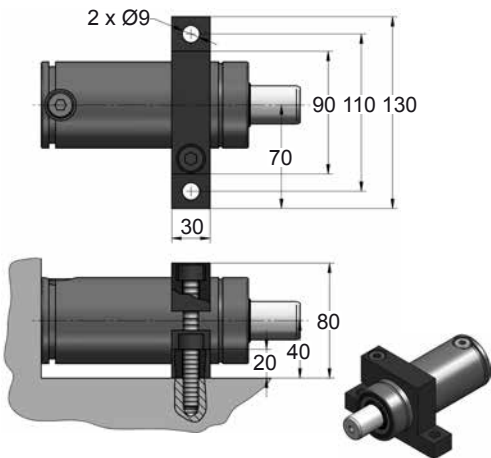


C20-050

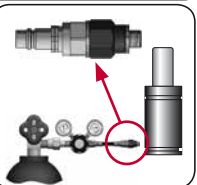
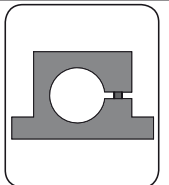




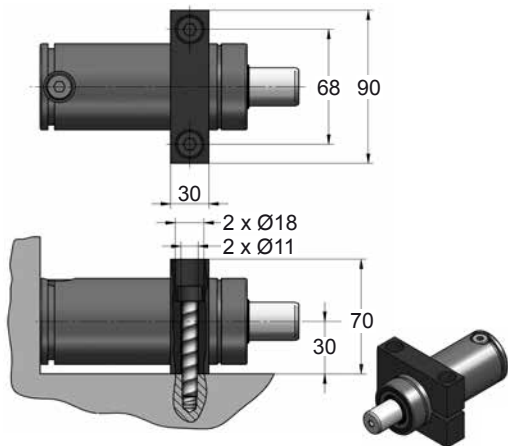


CODE	GN 750 050	KIT S-XXXXXXX KIT C-XXXXXXX	B21-050	18 CG 1-Q
ENG ORDER	GAS SPRING	REPAIR KIT	FLANGE	CHARGING ADAPTER
DEU BESTELLUNG	GASDRUCKFEDER	ERSATZTEILSATZ	FLANSCHEN	LADEADAPTER
FRA COMMANDE	RESSORT À GAZ	KIT DE RÉPARATION	BRIDE	RACCORD DE CHARGE
ITA ORDINE	CILINDRO AD AZOTO	KIT DI MANUTENZIONE	FLANGE	ADATTATORE DI CARICO
ESP PEDIDO	RESORTE DE GAS	KIT DE REPARACION	BRIDA	ADAPTADOR DE CARGA
POR PEDIDO	CILINDRO DE GÁS	KIT DE MANUTENÇÃO	FLANGE	ADAPTADOR DE CARGA

D02-050



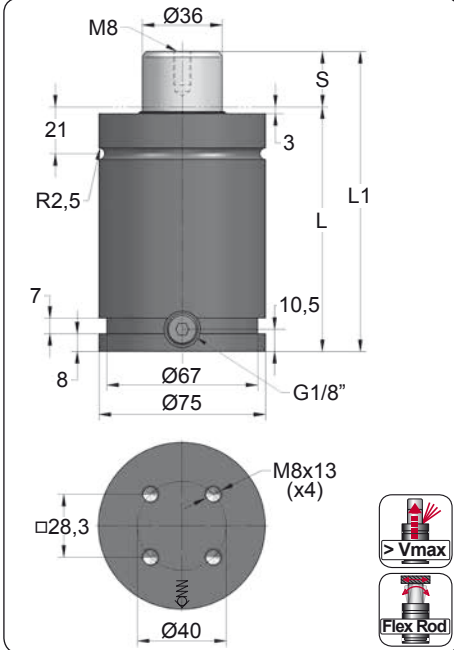
D67-050



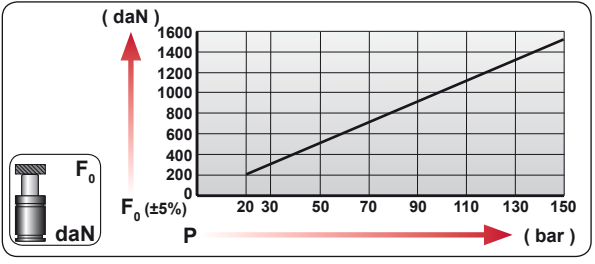
CODE	GN 750 050	KIT S-XXXXXXX KIT C-XXXXXXX	D02-050	18 CG 1-Q
ENG ORDER	GAS SPRING	REPAIR KIT	FLANGE	CHARGING ADAPTER
DEU BESTELLUNG	GASDRUCKFEDER	ERSATZTEILSATZ	FLANSCHEN	LADEADAPTER
FRA COMMANDE	RESSORT À GAZ	KIT DE RÉPARATION	BRIDE	RACCORD DE CHARGE
ITA ORDINE	CILINDRO AD AZOTO	KIT DI MANUTENZIONE	FLANGE	ADATTATORE DI CARICO
ESP PEDIDO	RESORTE DE GAS	KIT DE REPARACION	BRIDA	ADAPTADOR DE CARGA
POR PEDIDO	CILINDRO DE GÁS	KIT DE MANUTENÇÃO	FLANGE	ADAPTADOR DE CARGA

GN 1500

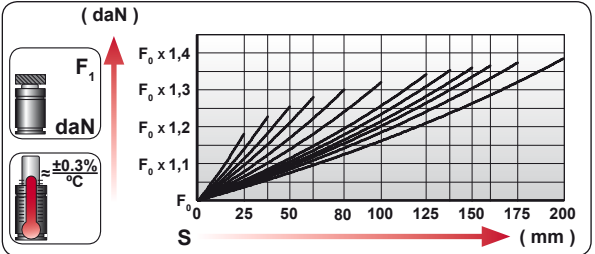
Heavy Duty



ORDER	S (mm)	L1 ±0,25 (mm)	L (mm)	Kg.
GN 1500 025	25	135	110	2.75
GN 1500 037	37.5	160	122.5	2.93
GN 1500 050	50	185	135	3.12
GN 1500 062	62.5	210	147.5	3.30
GN 1500 080	80	245	165	3.55
GN 1500 100	100	285	185	3.85
GN 1500 125	125	335	210	4.21
GN 1500 137	137.5	360	222.5	4.40
GN 1500 150	150	385	235	4.58
GN 1500 160	160	405	245	4.73
GN 1500 175	175	435	260	4.95
GN 1500 200	200	485	285	5.31



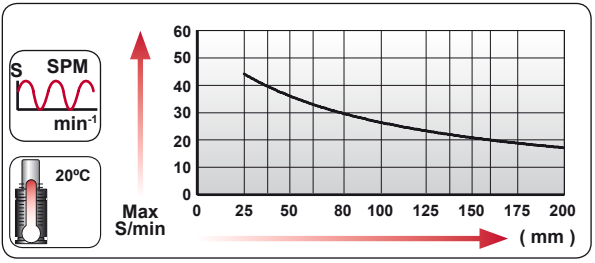
CODE		Pressure		Force	
		bar	psi	daN	daN
GN 1500 050		150	2175	1530	1920
GN-H 1500 050		0	0	---	---



ENG ORDER
 DEU BESTELLUNG
 FRA COMMANDE
 ITA ORDINE
 ESP PEDIDO
 POR PEDIDO

F_0 daN
 S mm

GN 1500 50
GN 1500 050

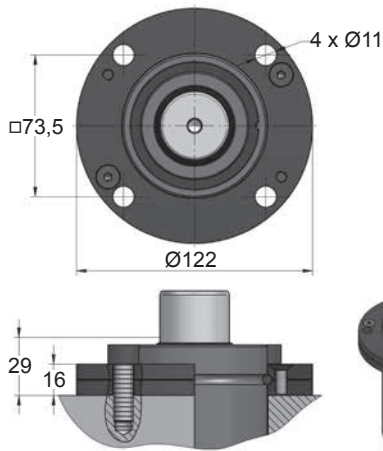


	$S_{max} < 100\%$	v	Pmin (20°C)	Pmax (20°C)	Tmin	Tmax	
--	-------------------	-----	-------------	-------------	------	------	--

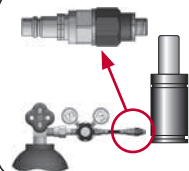

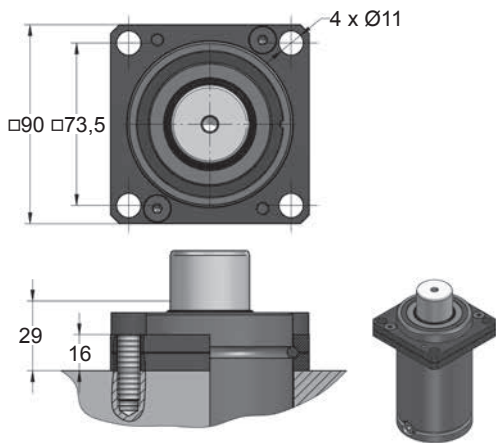
N ₂	S _{max} < 90%	V _{max} 1,6 m/s	bar psi	bar psi	°C °F	°C °F	600 CP-
			20 290	150 2175	0 32	80 176	

MODEL	X CW 2400 KZ 2400	X	CT 2500 CK 2500 FD 1500	GN 1500 CM 2500 CD 2400	AG 1500	CPH 4300 CP 5000	CS 4700	
SERIES	MINI 	COMPACT HEIGHT 	THREADED 	LOW PROFILE 	HEAVY DUTY 	ISO 	HEAVY LOAD 	POWER COMPACT STROKE

A14-075



A34-075




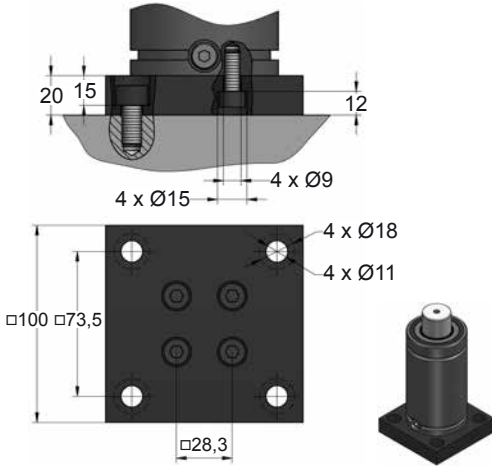
CODE	GN 1500 050	KIT S-XXXXXXX KIT C-XXXXXXX	A14-075	18 CG 1-Q
ENG ORDER	GAS SPRING	REPAIR KIT	FLANGE	CHARGING ADAPTER
DEU BESTELLUNG	GASDRUCKFEDER	ERSATZTEILSATZ	FLANSCHEN	LADEADAPTER
FRA COMMANDE	RESSORT À GAZ	KIT DE RÉPARATION	BRIDE	RACCORD DE CHARGE
ITA ORDINE	CILINDRO AD AZOTO	KIT DI MANUTENZIONE	FLANGE	ADATTATORE DI CARICO
ESP PEDIDO	RESORTE DE GAS	KIT DE REPARACION	BRIDA	ADAPTADOR DE CARGA
POR PEDIDO	CILINDRO DE GÁS	KIT DE MANUTENÇÃO	FLANGE	ADAPTADOR DE CARGA

GN 1500 MOUNTS

Heavy Duty

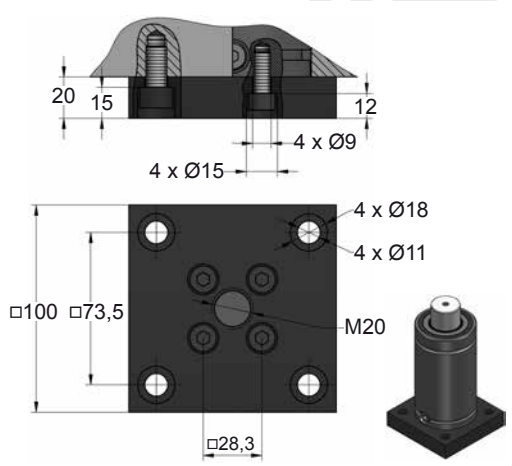
AZOL
GAS

B21-075

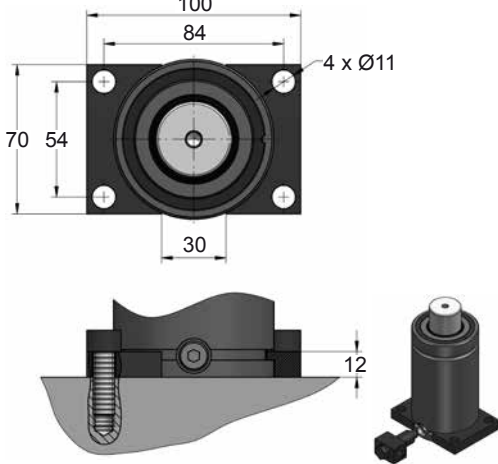
 EM24.54.700/F


B76-075



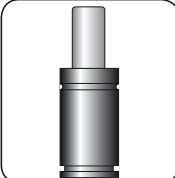
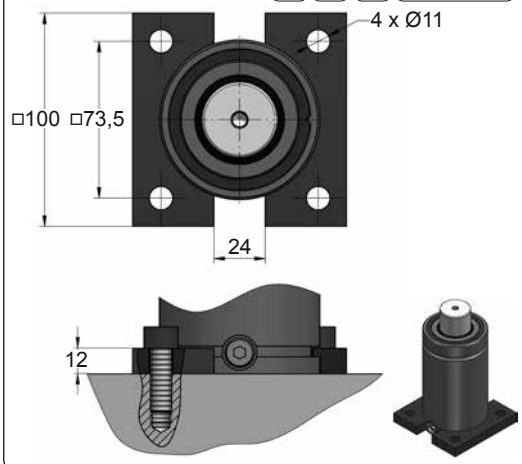
 E24.54.815.G
EM24.54.700/F


C05-075



C20-075




 E24.54.815.G
EM24.54.700/F


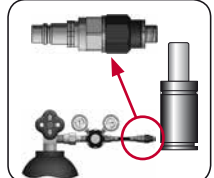
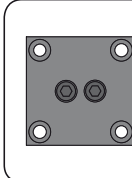
SEAL

KIT S-XXXXXXX



CARTRIDGE

KIT C-XXXXXXX



CODE

GN 1500 050

KIT S-XXXXXXX
KIT C-XXXXXXX

B21-075

18 CG 1-Q

ENG	ORDER	GAS SPRING	REPAIR KIT	FLANGE	CHARGING ADAPTER
DEU	BESTELLUNG	GASDRUCKFEDER	ERSATZTEILSATZ	FLANSCHEN	LADEADAPTER
FRA	COMMANDE	RESSORT À GAZ	KIT DE RÉPARATION	BRIDE	RACCORD DE CHARGE
ITA	ORDINE	CILINDRO AD AZOTO	KIT DI MANUTENZIONE	FLANGE	ADATTATORE DI CARICO
ESP	PEDIDO	RESORTE DE GAS	KIT DE REPARACION	BRIDA	ADAPTADOR DE CARGA
POR	PEDIDO	CILINDRO DE GÁS	KIT DE MANUTENÇÃO	FLANGE	ADAPTADOR DE CARGA



GN 1500 MOUNTS

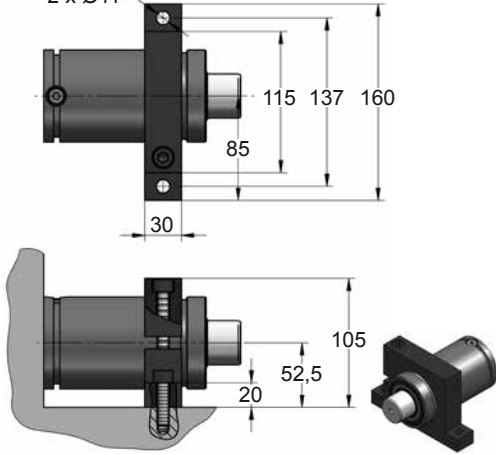
Heavy Duty

D02-075

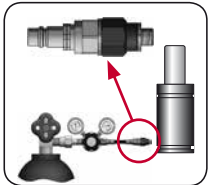
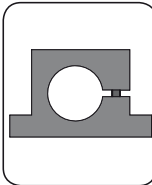
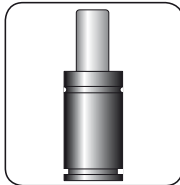


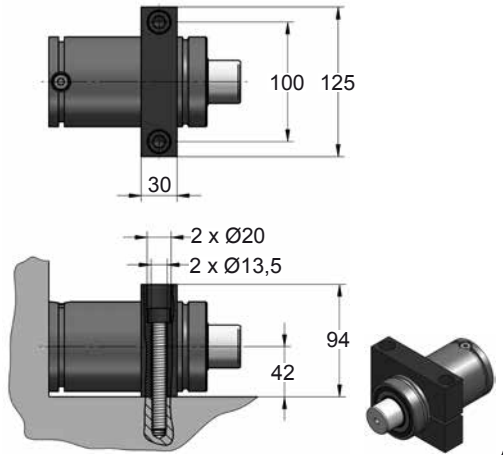
2 x Ø11



E24.54.815.G
EM24.54.700F



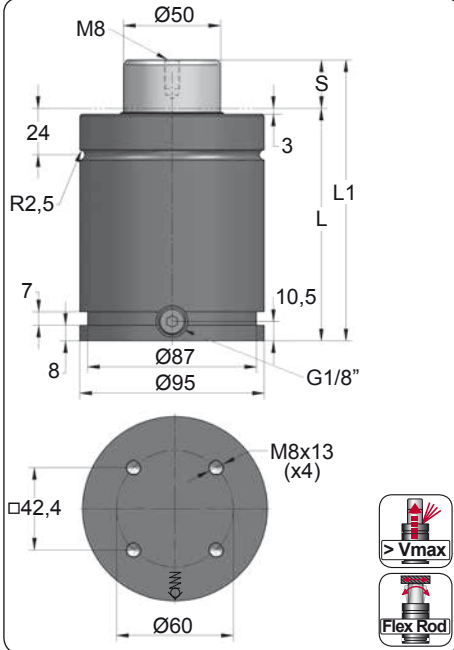
D67-075



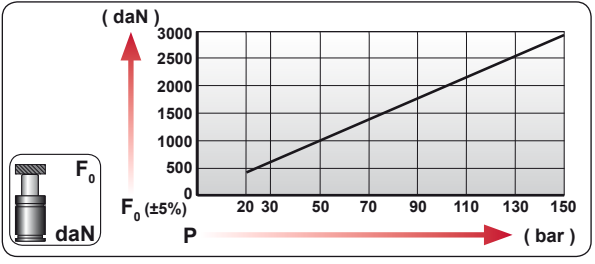
CODE	GN 1500 050	KIT S-XXXXXXX KIT C-XXXXXXX	D02-075	18 CG 1-Q
ENG ORDER	GAS SPRING	REPAIR KIT	FLANGE	CHARGING ADAPTER
DEU BESTELLUNG	GASDRUCKFEDER	ERSATZTEILSATZ	FLANSCHEN	LADEADAPTER
FRA COMMANDE	RESSORT À GAZ	KIT DE RÉPARATION	BRIDE	RACCORD DE CHARGE
ITA ORDINE	CILINDRO AD AZOTO	KIT DI MANUTENZIONE	FLANGE	ADATTATORE DI CARICO
ESP PEDIDO	RESORTE DE GAS	KIT DE REPARACION	BRIDA	ADAPTADOR DE CARGA
POR PEDIDO	CILINDRO DE GÁS	KIT DE MANUTENÇÃO	FLANGE	ADAPTADOR DE CARGA

GN 3000

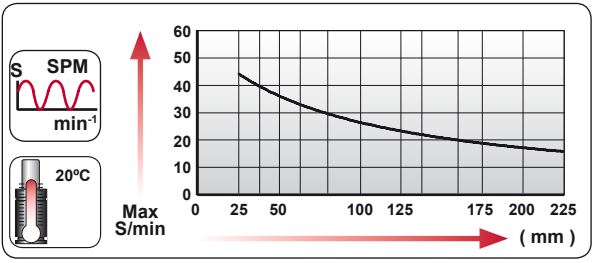
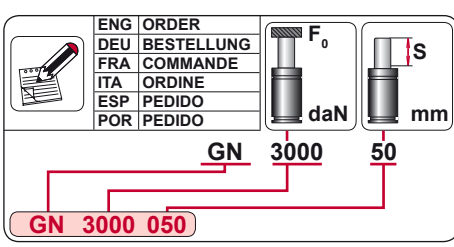
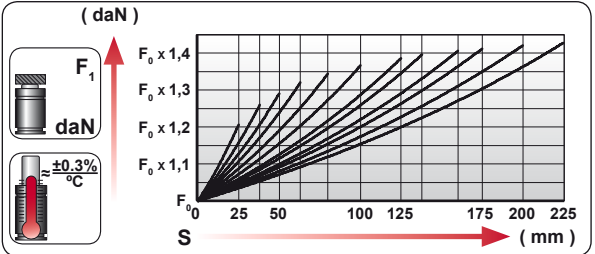
Heavy Duty



ORDER	S (mm)	L1 ±0,25 (mm)	L (mm)	Kg.
GN 3000 025	25	145	120	5.09
GN 3000 037	37.5	170	132.5	5.41
GN 3000 050	50	195	145	5.74
GN 3000 062	62.5	220	157.5	6.06
GN 3000 080	80	255	175	6.52
GN 3000 100	100	295	195	7.04
GN 3000 125	125	345	220	7.69
GN 3000 137	137.5	370	232.5	8.02
GN 3000 160	160	415	255	8.60
GN 3000 175	175	445	270	8.99
GN 3000 200	200	495	295	9.65
GN 3000 225	225	545	320	10.30



CODE	[Valve Icon]	Pressure		F ₀ daN	F ₁ daN
		bar	psi		
GN 3000 050	[Valve Icon]	150	2175	2945	3800
GN-H 3000 050	[Valve Icon]	0	0	---	---



N₂

Smax < 90%

Vmax 1,6 m/s

Pmin (20°C)
Pmax (20°C)

Tmin
Tmax

600 CP-

N ₂	Smax < 90%	Vmax 1,6 m/s	bar psi	bar psi	°C °F	°C °F	°C °F	600 CP-
			20 290	150 2175	0 32	80 176		



GN 3000 MOUNTS

Heavy Duty

MODEL	X	CW 4200 KZ 4200	X	CK 4000 FD 3000	GN 3000 CM 4000 CD 4200	AG 3000	CP 8000	CS 7500
SERIES	MINI	COMPACT HEIGHT	THREADED	LOW PROFILE	HEAVY DUTY	ISO	HEAVY LOAD	POWER COMPACT STROKE

A14-095

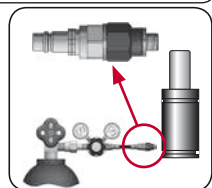
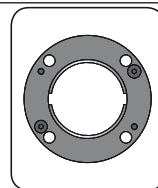
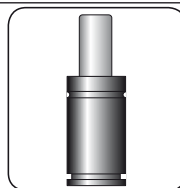

ISO 9001 VARIANTE ISO 9001 E24.54.815.G EM24.54.700/F

4 x Ø13,5
Ø92
Ø150
33
18

A34-095

ISO 9001 VDI

4 x Ø13,5
Ø110 Ø92
33
18



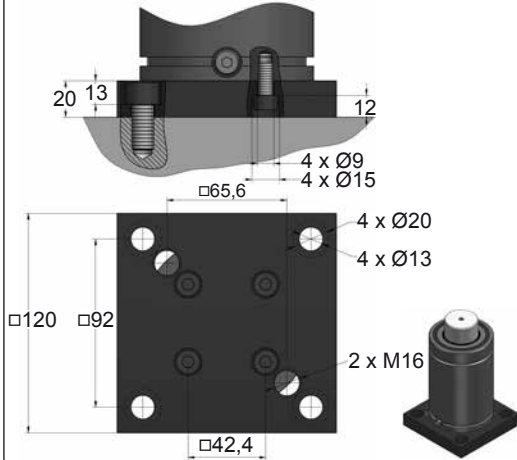
CODE	GN 3000 050	KIT S-XXXXXXX KIT C-XXXXXXX	A14-095	18 CG 1-Q
ENG ORDER	GAS SPRING	REPAIR KIT	FLANGE	CHARGING ADAPTER
DEU BESTELLUNG	GASDRUCKFEDER	ERSATZTEILSATZ	FLANSCHEN	LADEADAPTER
FRA COMMANDE	RESSORT À GAZ	KIT DE RÉPARATION	BRIDE	RACCORD DE CHARGE
ITA ORDINE	CILINDRO AD AZOTO	KIT DI MANUTENZIONE	FLANGE	ADATTATORE DI CARICO
ESP PEDIDO	RESORTE DE GAS	KIT DE REPARACION	BRIDA	ADAPTADOR DE CARGA
POR PEDIDO	CILINDRO DE GÁS	KIT DE MANUTENÇÃO	FLANGE	ADAPTADOR DE CARGA

GN 3000 MOUNTS

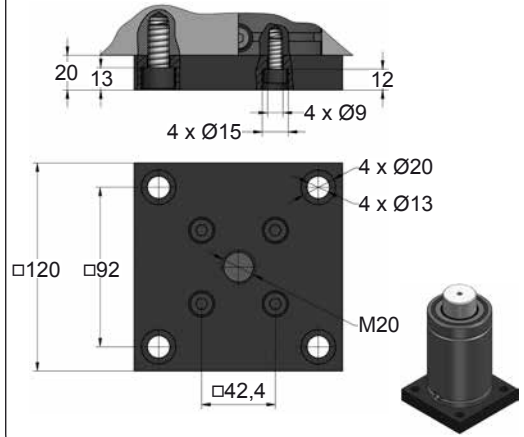
Heavy Duty

AZOL
GAS

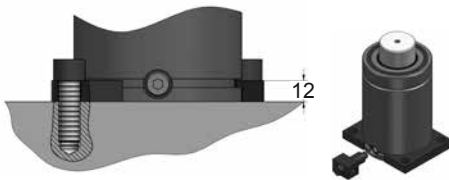
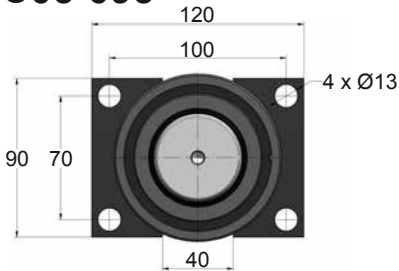
B21-095



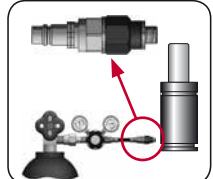
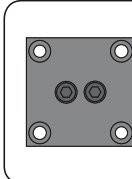
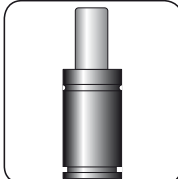
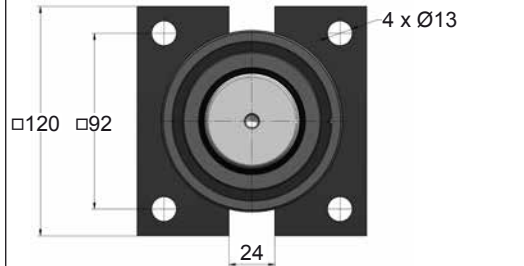
B76-095



C05-095



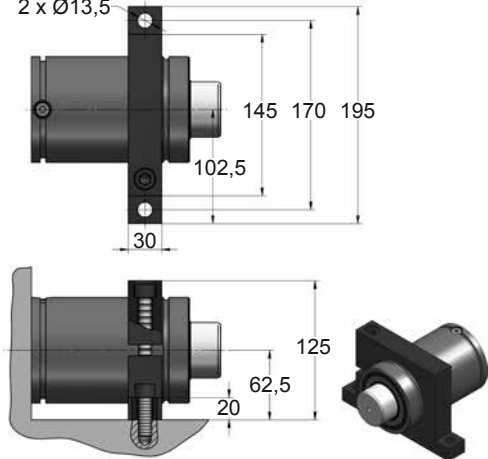
C20-095



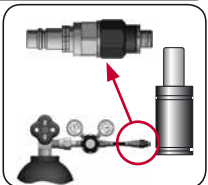
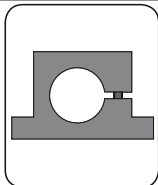



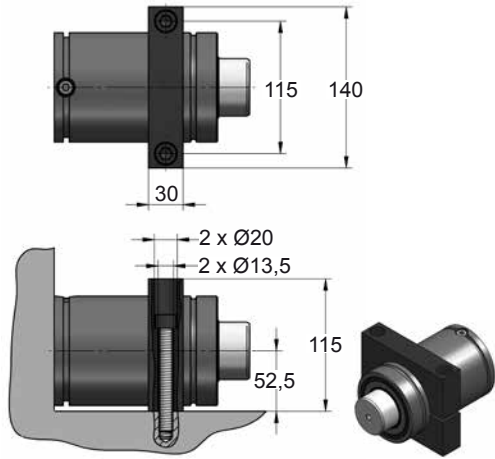
CODE	GN 3000 050	KIT S-XXXXXXX KIT C-XXXXXXX	B21-095	18 CG 1-Q
ENG ORDER	GAS SPRING	REPAIR KIT	FLANGE	CHARGING ADAPTER
DEU BESTELLUNG	GASDRUCKFEDER	ERSATZTEILSATZ	FLANSCHEN	LADEADAPTER
FRA COMMANDE	RESSORT À GAZ	KIT DE RÉPARATION	BRIDE	RACCORD DE CHARGE
ITA ORDINE	CILINDRO AD AZOTO	KIT DI MANUTENZIONE	FLANGE	ADATTATORE DI CARICO
ESP PEDIDO	RESORTE DE GAS	KIT DE REPARACION	BRIDA	ADAPTADOR DE CARGA
POR PEDIDO	CILINDRO DE GÁS	KIT DE MANUTENÇÃO	FLANGE	ADAPTADOR DE CARGA

D02-095

2 x Ø13,5



D67-095

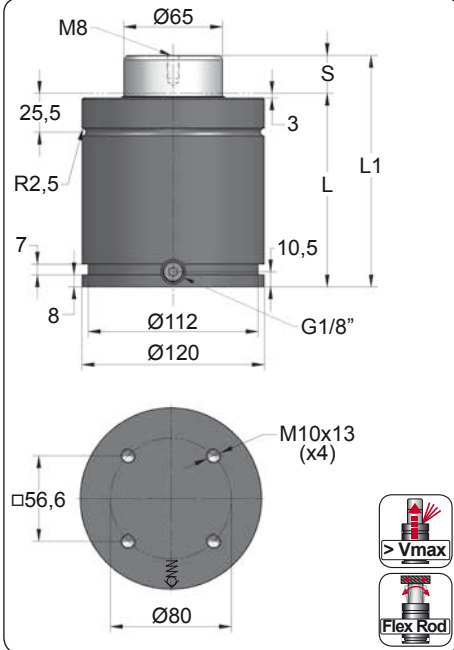


CODE	GN 3000 050	KIT S-XXXXXXX KIT C-XXXXXXX	D02-095	18 CG 1-Q
ENG ORDER	GAS SPRING	REPAIR KIT	FLANGE	CHARGING ADAPTER
DEU BESTELLUNG	GASDRUCKFEDER	ERSATZTEILSATZ	FLANSCHEN	LADEADAPTER
FRA COMMANDE	RESSORT À GAZ	KIT DE RÉPARATION	BRIDE	RACCORD DE CHARGE
ITA ORDINE	CILINDRO AD AZOTO	KIT DI MANUTENZIONE	FLANGE	ADATTATORE DI CARICO
ESP PEDIDO	RESORTE DE GAS	KIT DE REPARACION	BRIDA	ADAPTADOR DE CARGA
POR PEDIDO	CILINDRO DE GÁS	KIT DE MANUTENÇÃO	FLANGE	ADAPTADOR DE CARGA

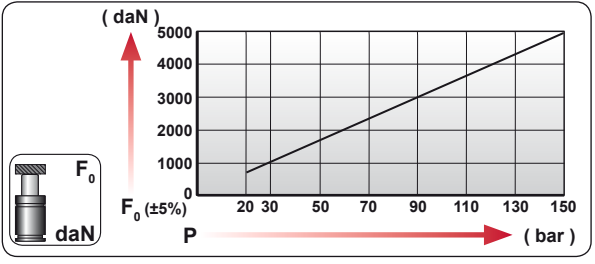
GN 5000

Heavy Duty

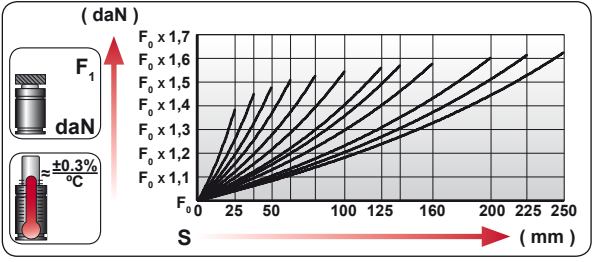




ORDER	S (mm)	L1 ±0,25 (mm)	L (mm)	Kg.
GN 5000 025	25	152.5	127.5	8.27
GN 5000 037	37.5	177.5	140	8.78
GN 5000 050	50	202.5	152.5	9.29
GN 5000 062	62.5	227.5	165	9.79
GN 5000 080	80	262.5	182.5	10.51
GN 5000 100	100	302.5	202.5	11.32
GN 5000 125	125	352.5	227.5	12.34
GN 5000 137	137.5	377.5	240	12.85
GN 5000 160	160	422.5	262.5	13.76
GN 5000 200	200	502.5	302.5	15.39
GN 5000 225	225	552.5	327.5	16.41
GN 5000 250	250	602.5	352.5	17.42



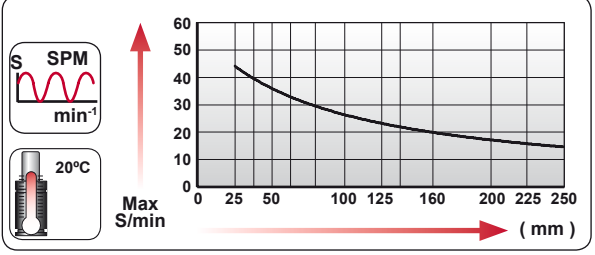
CODE		Pressure			
		bar	psi		
GN 5000 050		150	2175	4980	7355
GN-H 5000 050		0	0	---	---



ENG ORDER
 DEU BESTELLUNG
 FRA COMMANDE
 ITA ORDINE
 ESP PEDIDO
 POR PEDIDO

F_0 daN
 S mm

GN 5000 50
GN 5000 050

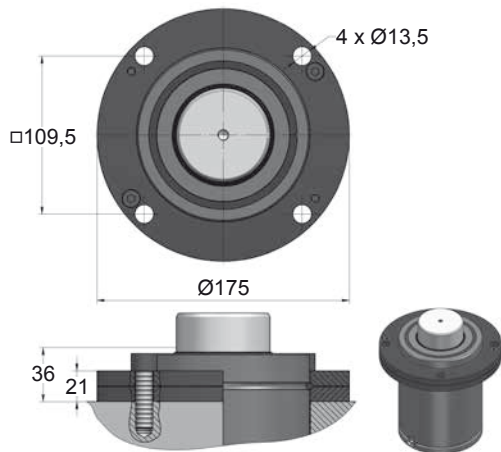


	$S_{max} < 90\%$	$V_{max} 1,6 \text{ m/s}$	Pmin (20°C)	Pmax (20°C)	Tmin	Tmax	
--	------------------	---------------------------	-------------	-------------	------	------	--

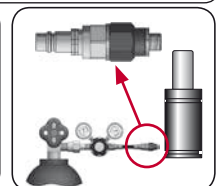
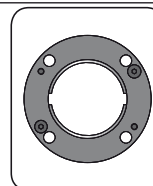
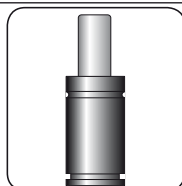
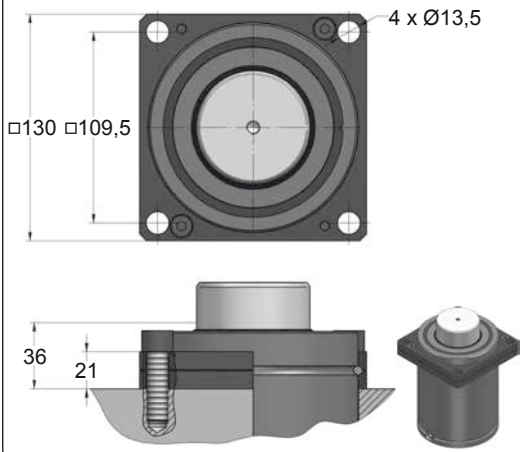
N ₂	S _{max} < 90%	V _{max} 1,6 m/s	bar psi	bar psi	°C °F	°C °F	600 CP-
			20 290	150 2175	0 32	80 176	

MODEL	X	CW 6600 KZ 6600	X	FD 5000	GN 5000 CM 6500 CD 6600	AG 5000	X	CS 11800
SERIES	MINI	COMPACT HEIGHT	THREADED	LOW PROFILE	HEAVY DUTY	ISO	HEAVY LOAD	POWER COMPACT STROKE

A14-120



A34-120




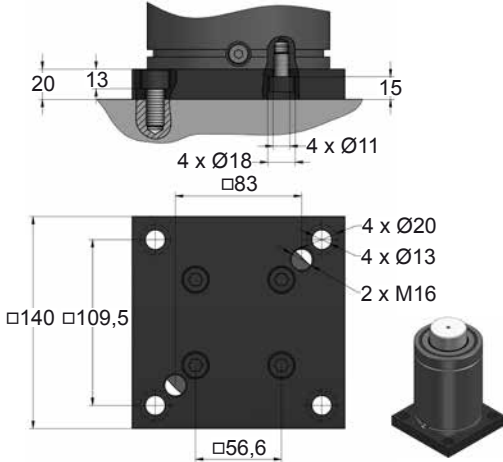
CODE	GN 5000 050	KIT S-XXXXXXX KIT C-XXXXXXX	A14-120	18 CG 1-Q
ENG ORDER	GAS SPRING	REPAIR KIT	FLANGE	CHARGING ADAPTER
DEU BESTELLUNG	GASDRUCKFEDER	ERSATZTEILSATZ	FLANSCHEN	LADEADAPTER
FRA COMMANDE	RESSORT À GAZ	KIT DE RÉPARATION	BRIDE	RACCORD DE CHARGE
ITA ORDINE	CILINDRO AD AZOTO	KIT DI MANUTENZIONE	FLANGE	ADATTATORE DI CARICO
ESP PEDIDO	RESORTE DE GAS	KIT DE REPARACION	BRIDA	ADAPTADOR DE CARGA
POR PEDIDO	CILINDRO DE GÁS	KIT DE MANUTENÇÃO	FLANGE	ADAPTADOR DE CARGA

GN 5000 MOUNTS

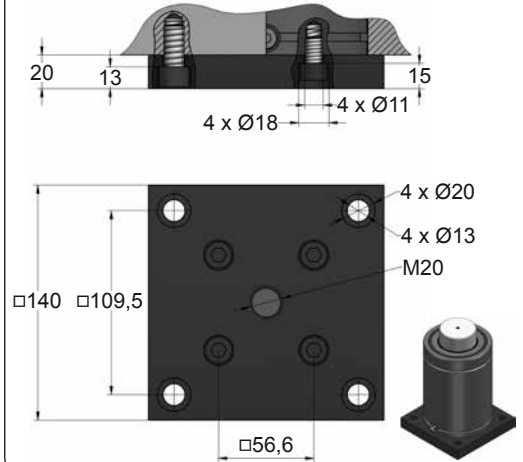
Heavy Duty

AZOL
GAS

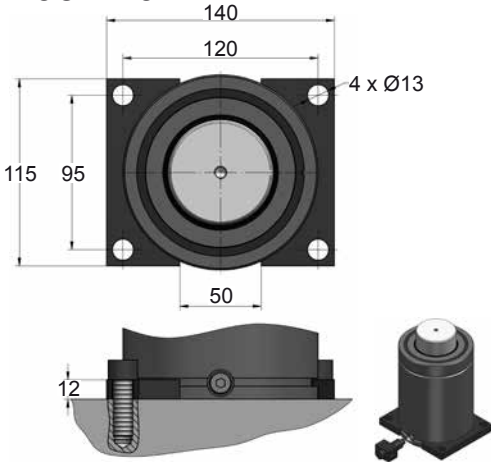
B21-120

 EM24.54.700/F


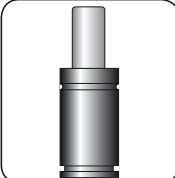
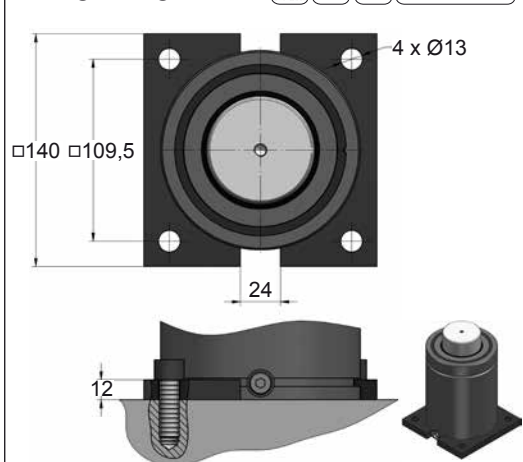
B76-120

   EM24.54.700/F


C05-120

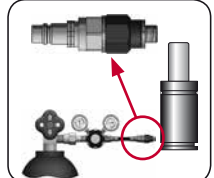
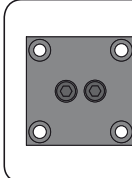


C20-120

    E24.54.815.G
EM24.54.700/F


SEAL
 KIT S-XXXXXXX

CARTRIDGE
 KIT C-XXXXXXX



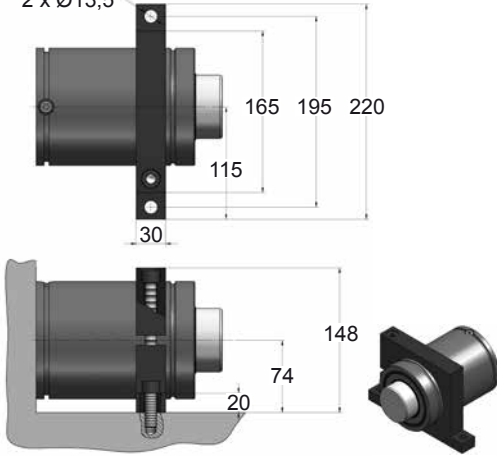
CODE	GN 5000 050	KIT S-XXXXXXX KIT C-XXXXXXX	B21-120	18 CG 1-Q
ENG ORDER	GAS SPRING	REPAIR KIT	FLANGE	CHARGING ADAPTER
DEU BESTELLUNG	GASDRUCKFEDER	ERSATZTEILSATZ	FLANSCHEN	LADEADAPTER
FRA COMMANDE	RESSORT À GAZ	KIT DE RÉPARATION	BRIDE	RACCORD DE CHARGE
ITA ORDINE	CILINDRO AD AZOTO	KIT DI MANUTENZIONE	FLANGE	ADATTATORE DI CARICO
ESP PEDIDO	RESORTE DE GAS	KIT DE REPARACION	BRIDA	ADAPTADOR DE CARGA
POR PEDIDO	CILINDRO DE GÁS	KIT DE MANUTENÇÃO	FLANGE	ADAPTADOR DE CARGA

GN 5000 MOUNTS

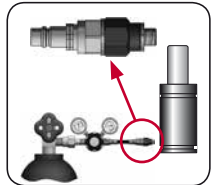
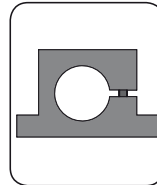
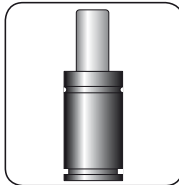


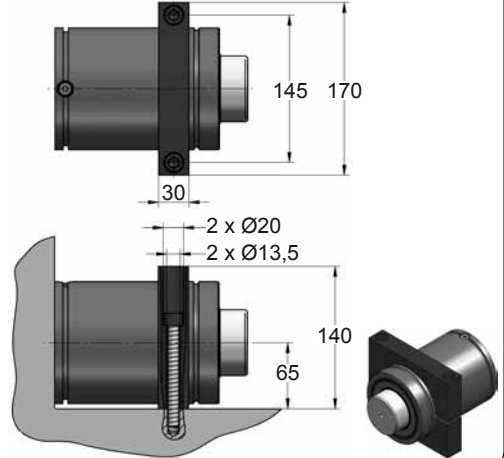
Heavy Duty

D02-120

2 x Ø13,5



D67-120

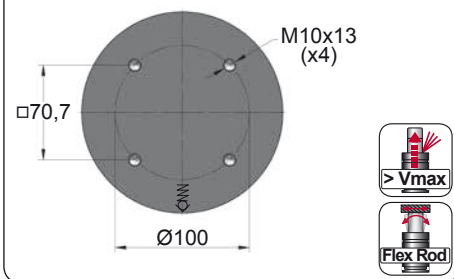
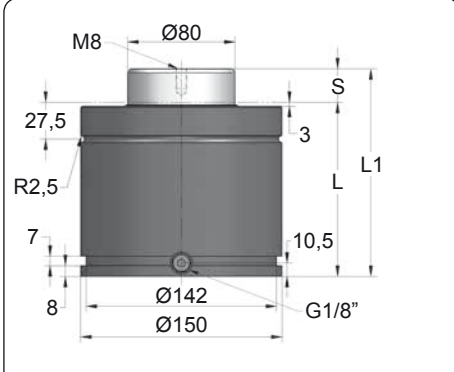


CODE	GN 5000 050	KIT S-XXXXXXX KIT C-XXXXXXX	D02-120	18 CG 1-Q
ENG ORDER	GAS SPRING	REPAIR KIT	FLANGE	CHARGING ADAPTER
DEU BESTELLUNG	GASDRUCKFEDER	ERSATZTEILSATZ	FLANSCHEN	LADEADAPTER
FRA COMMANDE	RESSORT À GAZ	KIT DE RÉPARATION	BRIDE	RACCORD DE CHARGE
ITA ORDINE	CILINDRO AD AZOTO	KIT DI MANUTENZIONE	FLANGE	ADATTATORE DI CARICO
ESP PEDIDO	RESORTE DE GAS	KIT DE REPARACION	BRIDA	ADAPTADOR DE CARGA
POR PEDIDO	CILINDRO DE GÁS	KIT DE MANUTENÇÃO	FLANGE	ADAPTADOR DE CARGA

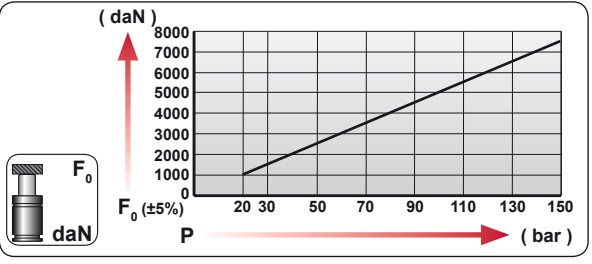
GN 7500

Heavy Duty

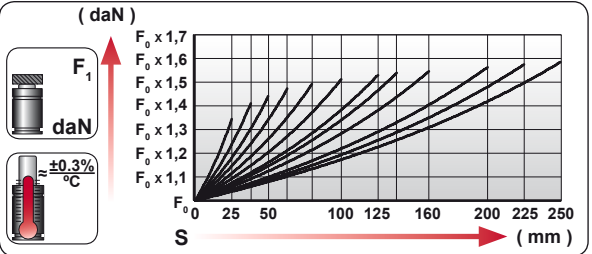




ORDER	S (mm)	L1 ±0,25 (mm)	L (mm)	Kg.
GN 7500 025	25	155	130	13.49
GN 7500 037	37.5	180	142.5	14.28
GN 7500 050	50	205	155	15.07
GN 7500 062	62.5	230	167.5	15.86
GN 7500 080	80	265	185	16.96
GN 7500 100	100	305	205	18.23
GN 7500 125	125	355	230	19.81
GN 7500 137	137.5	380	242.5	20.60
GN 7500 160	160	425	265	22.02
GN 7500 200	200	505	305	24.55
GN 7500 225	225	555	330	26.13
GN 7500 250	250	605	355	27.71



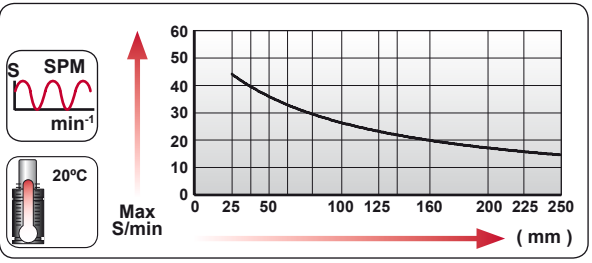
CODE		Pressure			
		bar	psi		
GN 7500 050		150	2175	7540	10860
GN-H 7500 050		0	0	---	---



ENG	ORDER
DEU	BESTELLUNG
FRA	COMMANDE
ITA	ORDINE
ESP	PEDIDO
POR	PEDIDO

GN 7500 **50**

GN 7500 050



	Smax < 90%	Vmax 1,6 m/s	Pmin (20°C)	Pmax (20°C)	Tmin	Tmax	
--	----------------------	---------------------	--------------------	--------------------	-------------	-------------	--

N ₂	Smax < 90%	Vmax 1,6 m/s	bar psi	bar psi	°C °F	°C °F	600 CP-
			20 290	150 2175	0 32	80 176	

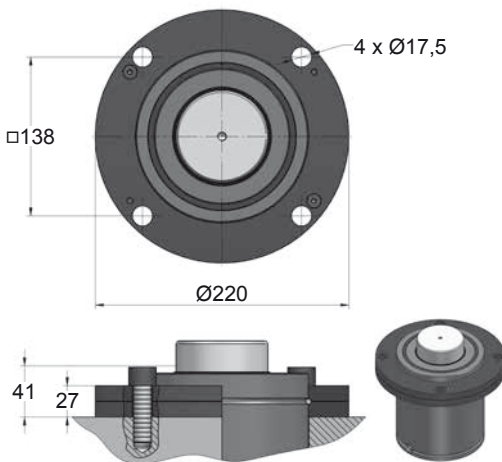
GN 7500 MOUNTS

Heavy Duty

MODEL	×	CW 9500 CW 11800	×	×	GN 7500 CM 10000 CD 9600	AG 7500	×	CS 18300
SERIES	MINI 	COMPACT HEIGHT 	THREADED 	LOW PROFILE 	HEAVY DUTY 	ISO 	HEAVY LOAD 	POWER COMPACT STROKE

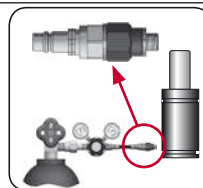
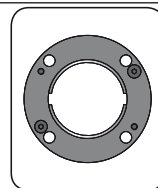
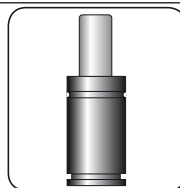

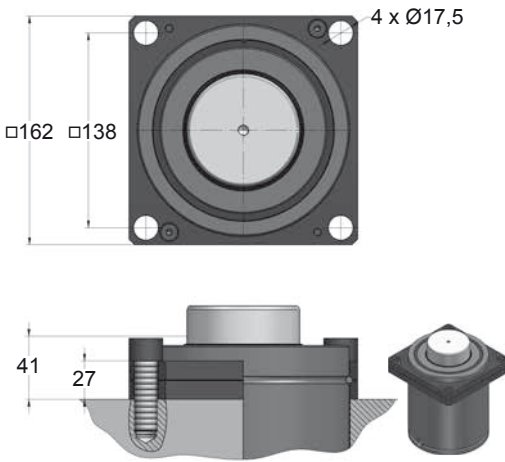
A14-150

ISO 9001 VAAIRTE E24.54.815.G EM24.54.700/F



A34-150

ISO 9001 VDI



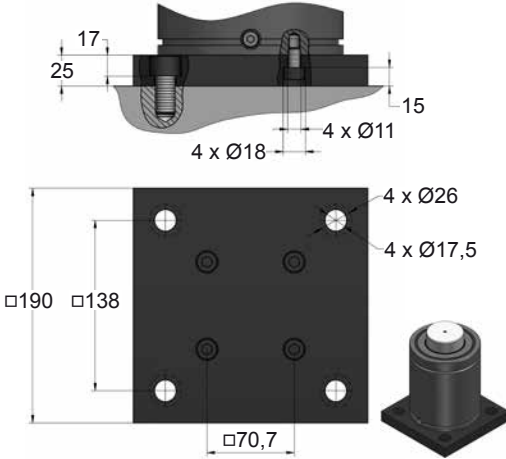
CODE	GN 7500 050	KIT S-XXXXXXX KIT C-XXXXXXX	A14-150	18 CG 1-Q
ENG ORDER	GAS SPRING	REPAIR KIT	FLANGE	CHARGING ADAPTER
DEU BESTELLUNG	GASDRUCKFEDER	ERSATZTEILSATZ	FLANSCHEN	LADEADAPTER
FRA COMMANDE	RESSORT À GAZ	KIT DE RÉPARATION	BRIDE	RACCORD DE CHARGE
ITA ORDINE	CILINDRO AD AZOTO	KIT DI MANUTENZIONE	FLANGE	ADATTATORE DI CARICO
ESP PEDIDO	RESORTE DE GAS	KIT DE REPARACION	BRIDA	ADAPTADOR DE CARGA
POR PEDIDO	CILINDRO DE GAS	KIT DE MANUTENÇÃO	FLANGE	ADAPTADOR DE CARGA

GN 7500 MOUNTS

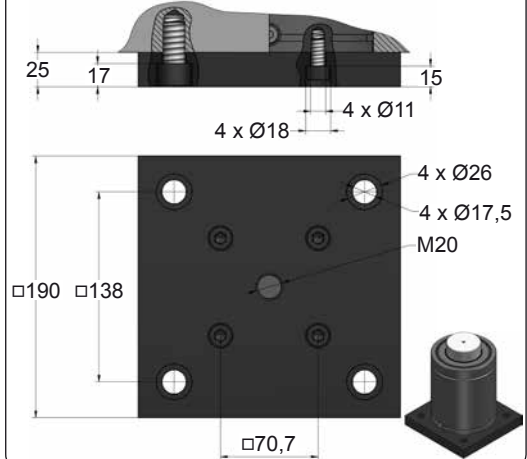
Heavy Duty



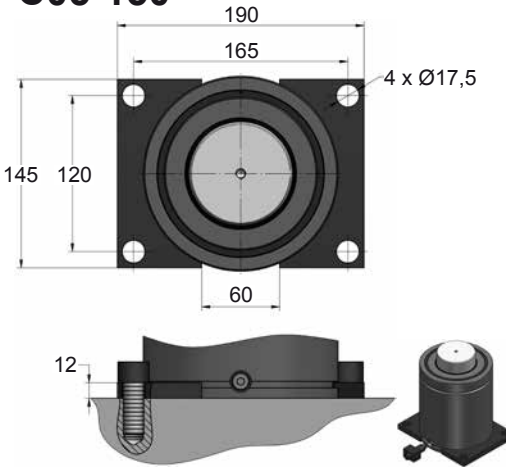
B21-150



B76-150



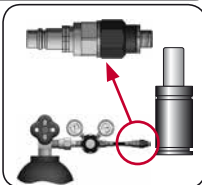
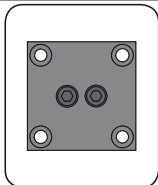
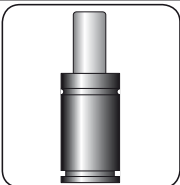
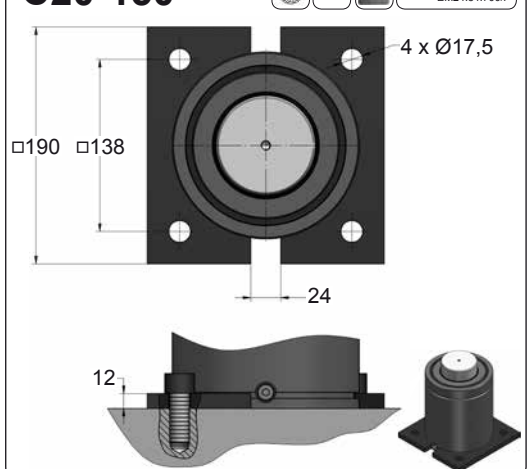
C05-150



C20-150



E24.54.815.G
EM24.54.700.F



CODE	GN 7500 050	KIT S-XXXXXXX KIT C-XXXXXXX	B21-150	18 CG 1-Q	
ENG	ORDER	GAS SPRING	REPAIR KIT	FLANGE	CHARGING ADAPTER
DEU	BESTELLUNG	GASDRUCKFEDER	ERSATZTEILSATZ	FLANSCHEN	LADEADAPTER
FRA	COMMANDE	RESSORT À GAZ	KIT DE RÉPARATION	BRIDE	RACCORD DE CHARGE
ITA	ORDINE	CILINDRO AD AZOTO	KIT DI MANUTENZIONE	FLANGE	ADATTATORE DI CARICO
ESP	PEDIDO	RESORTE DE GAS	KIT DE REPARACION	BRIDA	ADAPTADOR DE CARGA
POR	PEDIDO	CILINDRO DE GÁS	KIT DE MANUTENÇÃO	FLANGE	ADAPTADOR DE CARGA



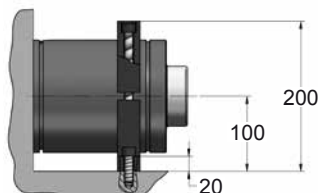
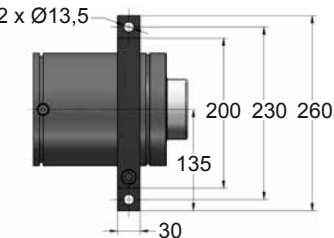
GN 7500 MOUNTS

Heavy Duty

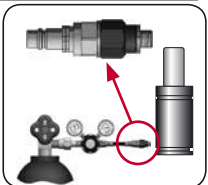
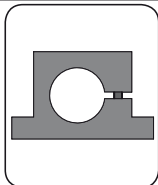




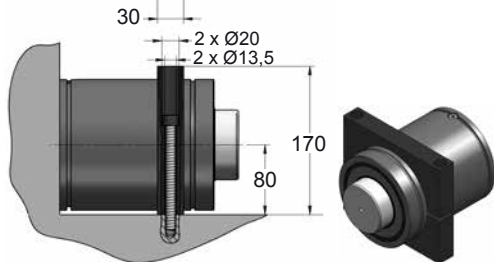
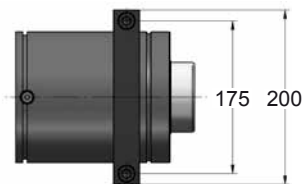


D02-150

2 x Ø13,5



D67-150



CODE	GN 7500 050	KIT S-XXXXXXX KIT C-XXXXXXX	D02-150	18 CG 1-Q
ENG ORDER	GAS SPRING	REPAIR KIT	FLANGE	CHARGING ADAPTER
DEU BESTELLUNG	GASDRUCKFEDER	ERSATZTEILSATZ	FLANSCHEN	LADEADAPTER
FRA COMMANDE	RESSORT À GAZ	KIT DE RÉPARATION	BRIDE	RACCORD DE CHARGE
ITA ORDINE	CILINDRO AD AZOTO	KIT DI MANUTENZIONE	FLANGE	ADATTATORE DI CARICO
ESP PEDIDO	RESORTE DE GAS	KIT DE REPARACION	BRIDA	ADAPTADOR DE CARGA
POR PEDIDO	CILINDRO DE GÁS	KIT DE MANUTENÇÃO	FLANGE	ADAPTADOR DE CARGA

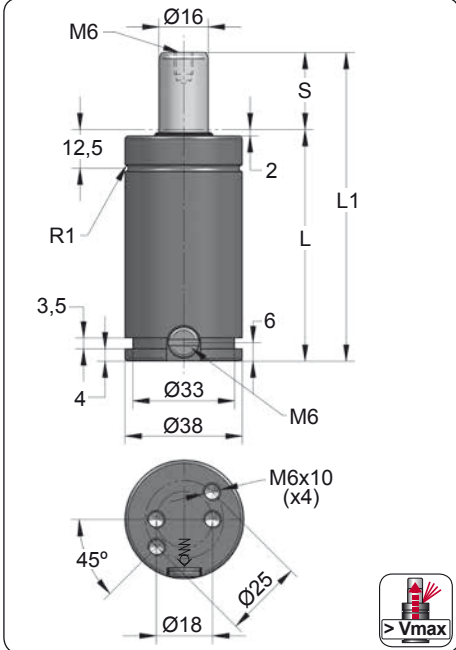


MODEL	F_0	\emptyset	S	L1	Pmax	Charge Port		
FD 300	300	Ø38	6.3 - 125	62.6 - 125	150	M6	✓	✓
FD 500	500	Ø45	6 - 125	62 - 300	150	G1/8"	✓	✓
FD 750 V1	750	Ø50	6 - 125	62 - 300	150	G1/8"	✓	✓
FD 1500 V2	1500	Ø75	25 - 100	110 - 260	150	G1/8"	✓	✓
FD 3000	3000	Ø95	25 - 125	120 - 320	150	G1/8"	✓	✓
FD 5000 V1	5000	Ø120	25 - 100	140 - 290	150	G1/8"	✓	✓

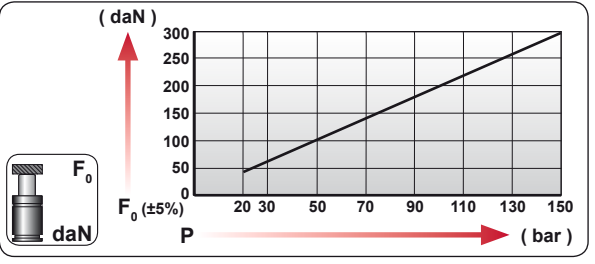
	50	50	50	50	50	50	50	
s mm								
\emptyset mm								
L1 mm	L1=138 L1=152	L1=138	L1=138 L1=150 L1=150	L1=170 L1=185 L1=195	L1=195	L1=165 L1=175	L1=220	
F_0 daN	1000 1000	1000	1000 1000 750	750 1000 1000	750	1700 2000	1800	
MODEL	×	CW 1000 KZ 1000	AS 1000	CT 1000 CK 1000 FD 750	GN 750 CM 1000 CD 1000	AG 750	CPH 1700 CP 2000	CS 1800
SERIES	MINI 	COMPACT HEIGHT 	THREADED 	LOW PROFILE 	HEAVY DUTY 	ISO 	HEAVY LOAD $>P_{max}$ 	POWER COMPACT STROKE $<S$ $>F_0$

FD 300

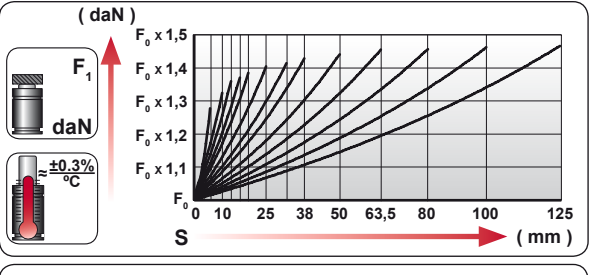
Low Profile



CODE	S (mm)	L1 ±0,25 (mm)	L (mm)	Kg.
FD 300 006	6.3	62.6	56.3	0.39
FD 300 010	10	70	60	0.41
FD 300 012	12.7	75.4	62.7	0.42
FD 300 016	16	82	66	0.43
FD 300 019	19	88	69	0.44
FD 300 025	25	100	75	0.47
FD 300 032	32	114	82	0.53
FD 300 038	38	126	88	0.58
FD 300 050	50	150	100	0.64
FD 300 063	63.5	177	113.5	0.71
FD 300 080	80	210	130	0.80
FD 300 100	100	250	150	0.90
FD 300 125	125	300	175	1.10



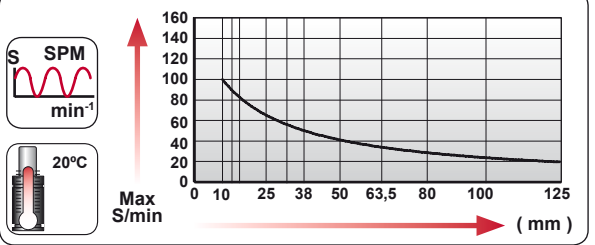
CODE		Pressure			
		bar	psi		
FD 300 050		150	2175	300	430
FD-H 300 050		0	0	---	---



	ENG ORDER		
	DEU BESTELLUNG		
	FRA COMMANDE		
	ITA ORDINE		
	ESP PEDIDO		
POR PEDIDO			

FD 300 50

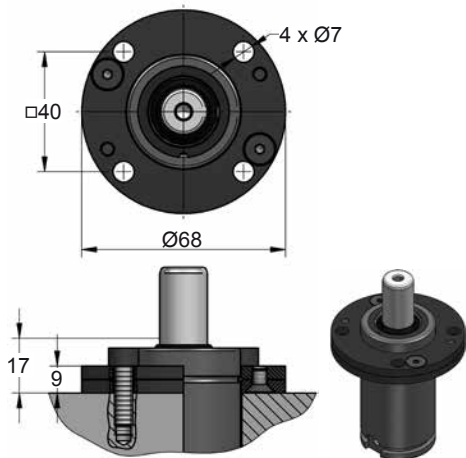
FD 300 050



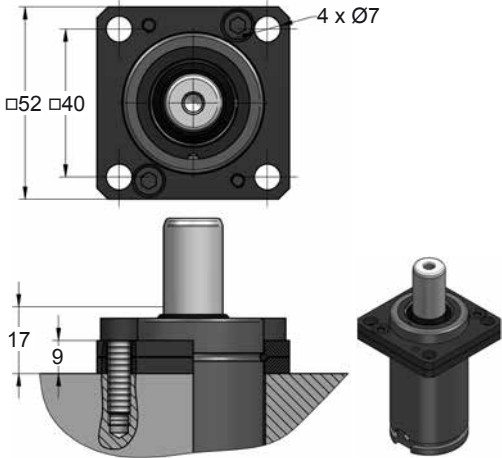
--	--	--	--	--	--	--	--

N ₂	S _{max} < 90%	V _{max} 1,6 m/s	bar psi	bar psi	°C °F	°C °F	°C °F	600 CP-
			20 290	150 2175	0 32	80 176		

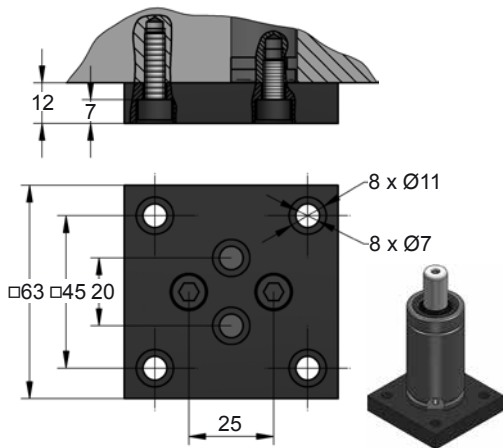
A14-038



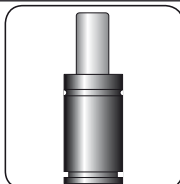
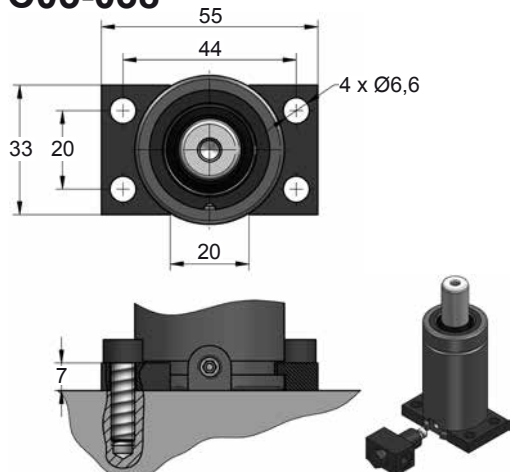
A34-038



B76-038




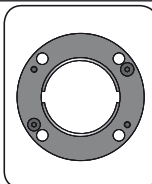
C05-038



SEAL
KIT S-XXXXXXX



CARTRIDGE
KIT C-XXXXXXX

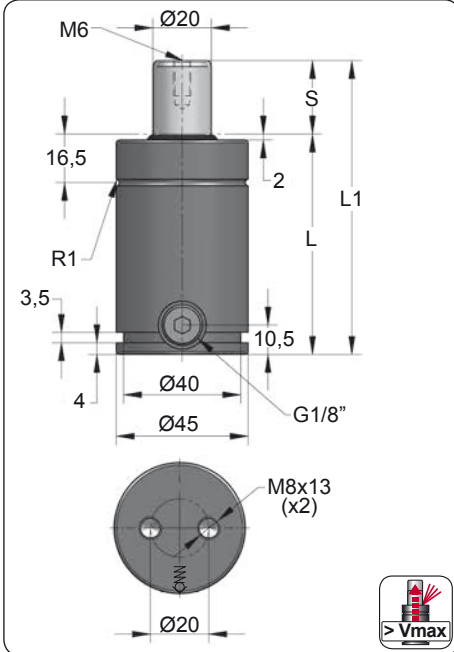


CODE	FD 300 050	KIT S-XXXXXXX KIT C-XXXXXXX	A14-038	06 CG 2-Q
ENG ORDER	GAS SPRING	REPAIR KIT	FLANGE	CHARGING ADAPTER
DEU BESTELLUNG	GASDRUCKFEDER	ERSATZTEILSATZ	FLANSCH	LADEADAPTER
FRA COMMANDE	RESSORT À GAZ	KIT DE RÉPARATION	BRIDE	RACCORD DE CHARGE
ITA ORDINE	CILINDRO AD AZOTO	KIT DI MANUTENZIONE	FLANGE	ADATTATORE DI CARICO
ESP PEDIDO	RESORTE DE GAS	KIT DE REPARACION	BRIDA	ADAPTADOR DE CARGA
POR PEDIDO	CILINDRO DE GAS	KIT DE MANUTENÇÃO	FLANGE	ADAPTADOR DE CARGA

FD 500

Low Profile

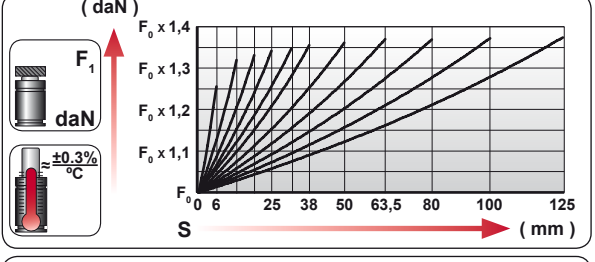
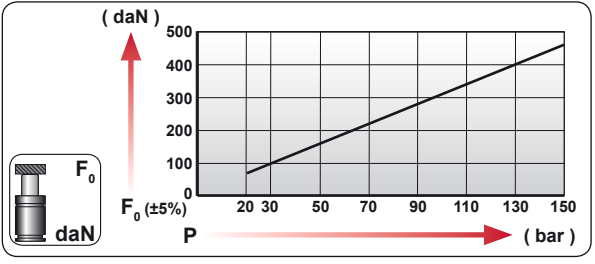
		RENAULT EM24.54.700



ORDER	S (mm)	L1 ±0,25 (mm)	L (mm)	Kg.
FD 500 006	6	62	56	0.53
FD 500 012	12.7	75.4	62.7	0.56
FD 500 019	19	88	69	0.60
FD 500 025	25	100	75	0.63
FD 500 032	32	114	82	0.66
FD 500 038	38	126	88	0.69
FD 500 050	50	150	100	0.75
FD 500 063	63.5	177	113.5	0.82
FD 500 080	80	210	130	0.90
FD 500 100	100	250	150	1.00
FD 500 125	125	300	175	1.13

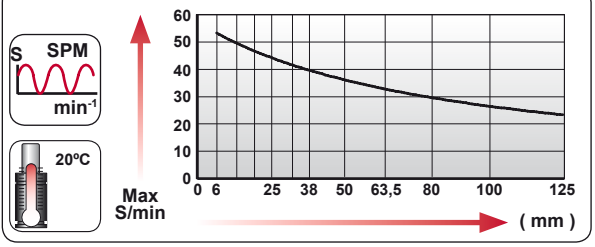


CODE	Pressure	F ₀ (daN)	F ₁ (daN)
FD 500 050	150 bar / 2175 psi	470	640
FD-H 500 050	0 bar / 0 psi	---	---



ENG ORDER
 DEU BESTELLUNG
 FRA COMMANDE
 ITA ORDINE
 ESP PEDIDO
 POR PEDIDO

F₀ daN S mm
 FD 500 50
 FD 500 050



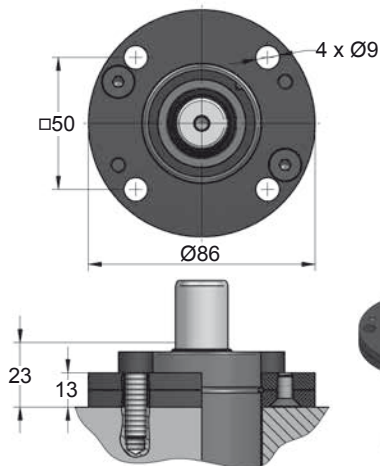
N₂ S_{max} < 90% V_{max} 1,6 m/s Pmin (20°C) Pmax (20°C) Tmin Tmax 600 CP-

N ₂	S _{max} < 90%	V _{max} 1,6 m/s	bar psi	bar psi	°C °F	°C °F	600 CP-
			20 290	150 2175	0 32	80 176	

MODEL	✗	CW 750 KZ 750	AS 700	CK 750 FD 500	CM 600 CD 700	APF 500	CPH 1250	✗
SERIES	MINI 	COMPACT HEIGHT 	THREADED 	LOW PROFILE 	HEAVY DUTY 	ISO 	HEAVY LOAD 	POWER COMPACT STROKE

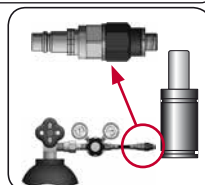
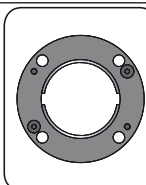
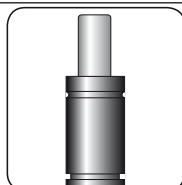
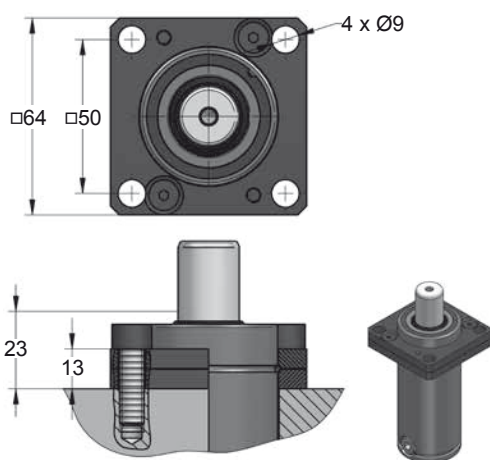
A14-045

ISO E24.54.815.G
EM24.54.700/F



A34-045

ISO VDI



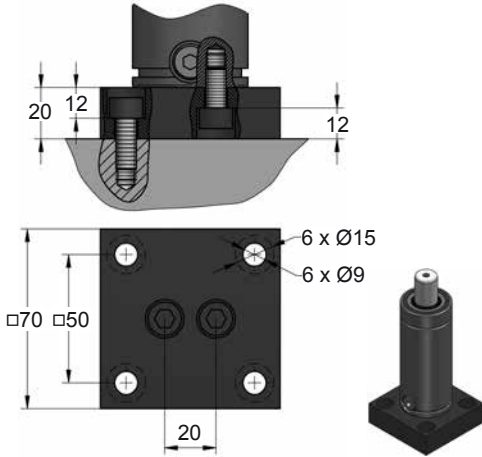
CODE	FD 500 050	KIT S-XXXXXXX KIT C-XXXXXXX	A14-045	18 CG 1-Q
ENG ORDER	GAS SPRING	REPAIR KIT	FLANGE	CHARGING ADAPTER
DEU BESTELLUNG	GASDRUCKFEDER	ERSATZTEILSATZ	FLANSCHEN	LADEADAPTER
FRA COMMANDE	RESSORT À GAZ	KIT DE RÉPARATION	BRIDE	RACCORD DE CHARGE
ITA ORDINE	CILINDRO AD AZOTO	KIT DI MANUTENZIONE	FLANGE	ADATTATORE DI CARICO
ESP PEDIDO	RESORTE DE GAS	KIT DE REPARACION	BRIDA	ADAPTADOR DE CARGA
POR PEDIDO	CILINDRO DE GÁS	KIT DE MANUTENÇÃO	FLANGE	ADAPTADOR DE CARGA

FD 500 MOUNTS

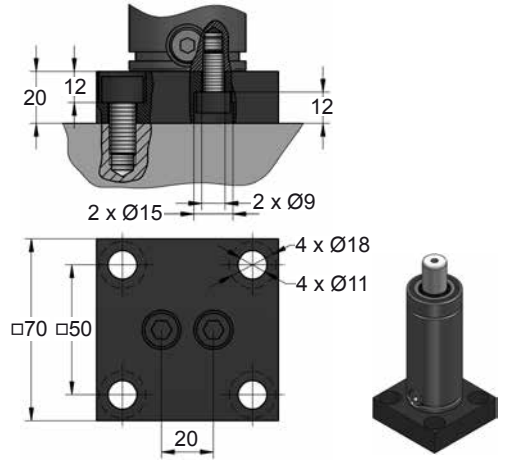
Low Profile

**AZOL
GAS**

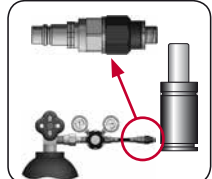
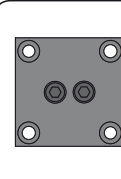
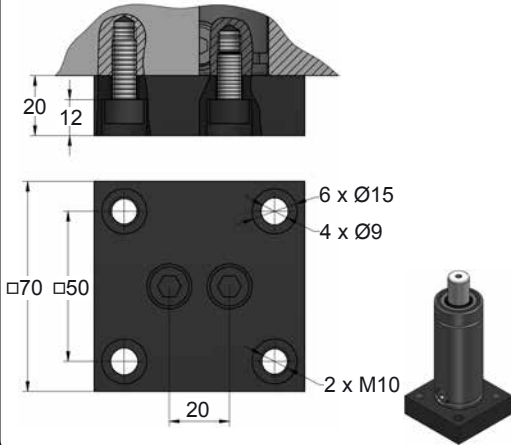
B21-045



B51-045



B76-045



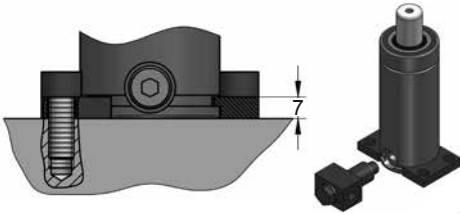
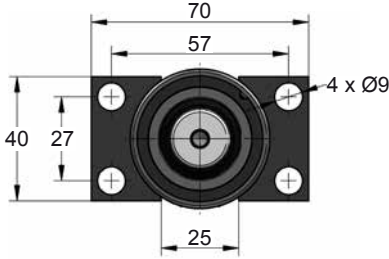
CODE	FD 500 050	KIT S-XXXXXXX KIT C-XXXXXXX	B21-045	18 CG 1-Q
ENG ORDER	GAS SPRING	REPAIR KIT	FLANGE	CHARGING ADAPTER
DEU BESTELLUNG	GASDRUCKFEDER	ERSATZTEILSATZ	FLANSCHEN	LADEADAPTER
FRA COMMANDE	RESSORT À GAZ	KIT DE RÉPARATION	BRIDE	RACCORD DE CHARGE
ITA ORDINE	CILINDRO AD AZOTO	KIT DI MANUTENZIONE	FLANGE	ADATTATORE DI CARICO
ESP PEDIDO	RESORTE DE GAS	KIT DE REPARACION	BRIDA	ADAPTADOR DE CARGA
POR PEDIDO	CILINDRO DE GAS	KIT DE MANUTENÇÃO	FLANGE	ADAPTADOR DE CARGA



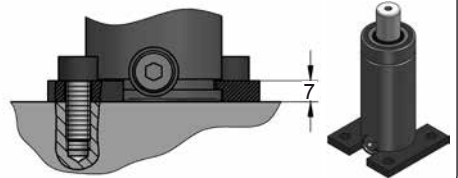
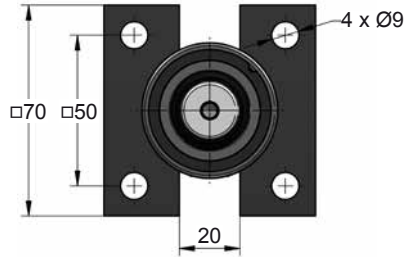
FD 500 MOUNTS

Low Profile

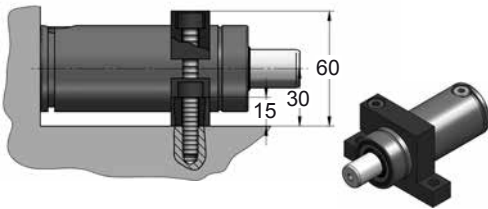
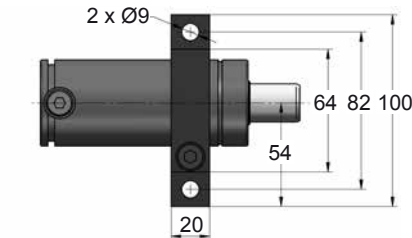
C05-045



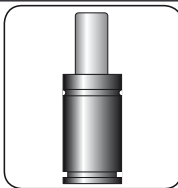
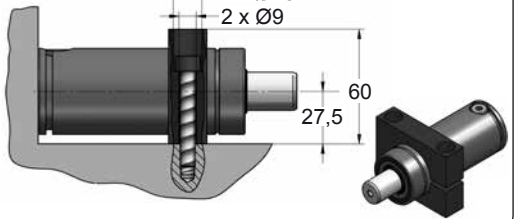
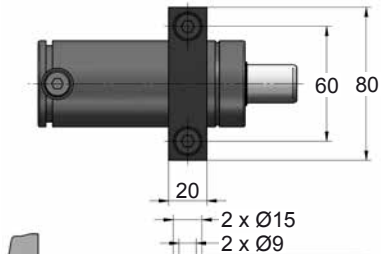
C20-045



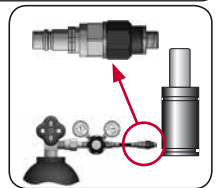
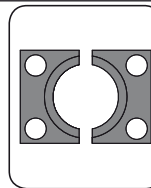
D02-045



D67-045



SEAL KIT S-XXXXXXX
CARTRIDGE KIT C-XXXXXXX

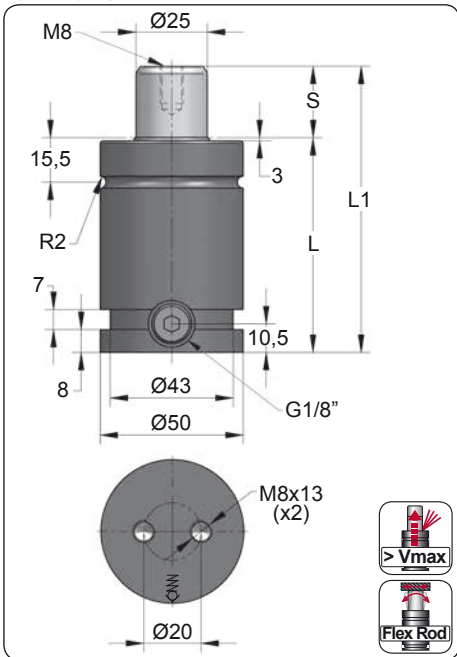


CODE	FD 500 050	KIT S-XXXXXXX KIT C-XXXXXXX		C05-045	18 CG 1-Q
ENG	ORDER	GAS SPRING	REPAIR KIT	FLANGE	CHARGING ADAPTER
DEU	BESTELLUNG	GASDRUCKFEDER	ERSATZTEILSATZ	FLANSCHEN	LADEADAPTER
FRA	COMMANDE	RESSORT À GAZ	KIT DE RÉPARATION	BRIDE	RACCORD DE CHARGE
ITA	ORDINE	CILINDRO AD AZOTO	KIT DI MANUTENZIONE	FLANGE	ADATTATORE DI CARICO
ESP	PEDIDO	RESORTE DE GAS	KIT DE REPARACION	BRIDA	ADAPTADOR DE CARGA
POR	PEDIDO	CILINDRO DE GÁS	KIT DE MANUTENÇÃO	FLANGE	ADAPTADOR DE CARGA

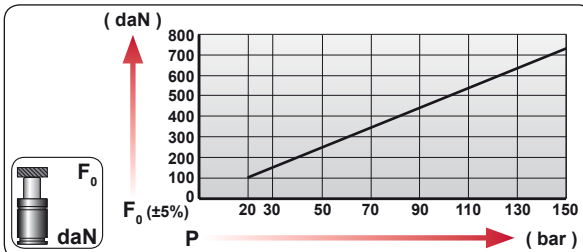
FD 750 V1

Low Profile

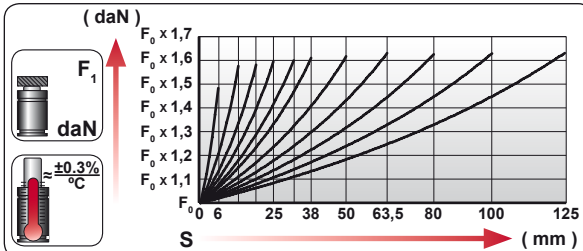
MB B8 3180 220 000 003	RENAULT EM24.54.700
------------------------	---------------------



ORDER	S (mm)	L1 ±0,25 (mm)	L (mm)	Kg.
FD 750 006 V1	6	62	56	0.65
FD 750 012 V1	12.7	75.4	62.7	0.70
FD 750 019 V1	19	88	69	0.76
FD 750 025 V1	25	100	75	0.81
FD 750 032 V1	32	114	82	0.86
FD 750 038 V1	38	126	88	0.91
FD 750 050 V1	50	150	100	1.01
FD 750 063 V1	63.5	177	113.5	1.12
FD 750 080 V1	80	210	130	1.26
FD 750 100 V1	100	250	150	1.42
FD 750 125 V1	125	300	175	1.63



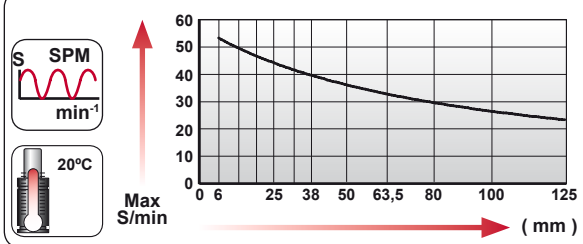
CODE		Pressure			
		bar	psi		
FD 750 050 V1		150	2175	740	1195
FD-H 750 050 V1		0	0	---	---



	ENG ORDER		
	DEU BESTELLUNG		
	FRA COMMANDE		
	ITA ORDINE		
	ESP PEDIDO		
POR PEDIDO			

FD 750 50

FD 750 050 V1



--	--	--	--	--	--	--	--

N ₂	S _{max} < 90%	V _{max} 1,6 m/s	bar psi	bar psi	°C °F	°C °F	600 CP-
			20 290	150 2175	0 32	80 176	

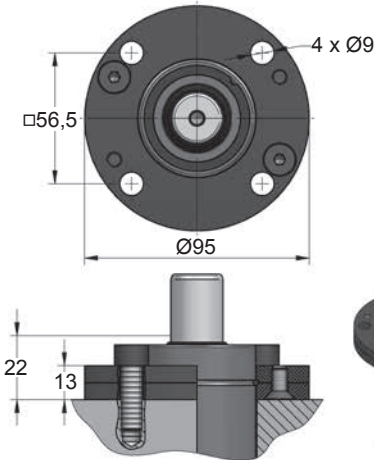


FD 750 V1 MOUNTS

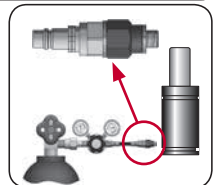
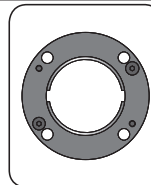
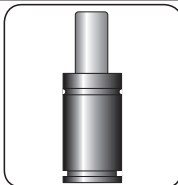
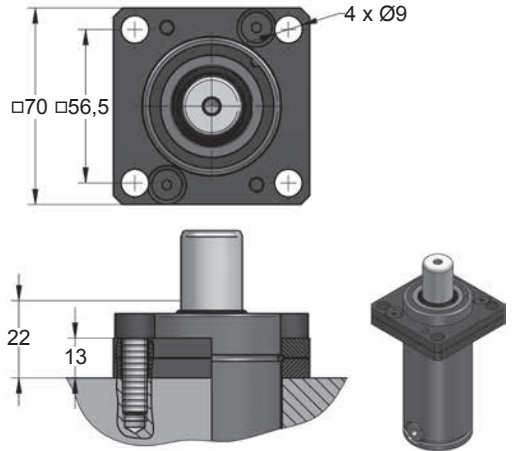
Low Profile

MODEL	X	CW 1000 KZ 1000	AS 1000	CT 1000 CK 1000 FD 750	GN 750 CM 1000 CD 1000	AG 750	CPH 1700 CP 2000	CS 1800
SERIES	MINI	COMPACT HEIGHT	THREADED	LOW PROFILE	HEAVY DUTY	ISO	HEAVY LOAD	POWER COMPACT STROKE

A14-050



A34-050



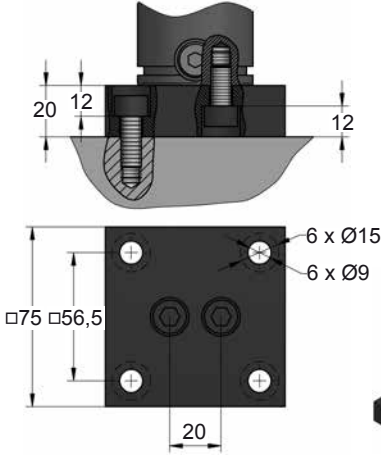
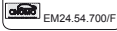
CODE	FD 750 050 V1	KIT S-XXXXXXX KIT C-XXXXXXX	A14-050	18 CG 1-Q
ENG ORDER	GAS SPRING	REPAIR KIT	FLANGE	CHARGING ADAPTER
DEU BESTELLUNG	GASDRUCKFEDER	ERSATZTEILSATZ	FLANSCHEN	LADEADAPTER
FRA COMMANDE	RESSORT À GAZ	KIT DE RÉPARATION	BRIDE	RACCORD DE CHARGE
ITA ORDINE	CILINDRO AD AZOTO	KIT DI MANUTENZIONE	FLANGE	ADATTATORE DI CARICO
ESP PEDIDO	RESORTE DE GAS	KIT DE REPARACION	BRIDA	ADAPTADOR DE CARGA
POR PEDIDO	CILINDRO DE GÁS	KIT DE MANUTENÇÃO	FLANGE	ADAPTADOR DE CARGA

FD 750 V1 MOUNTS

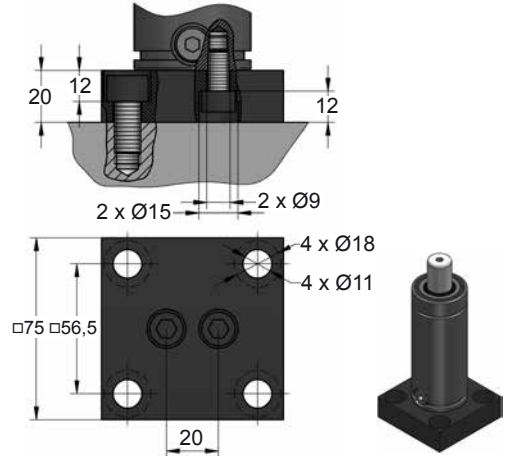


Low Profile

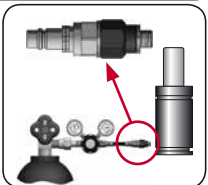
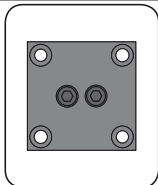
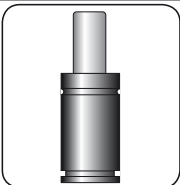

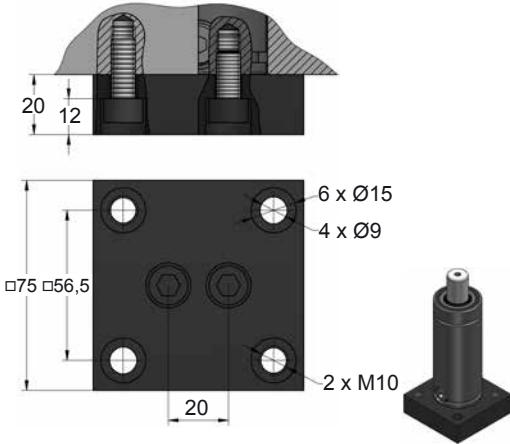
B21-050



B51-050



B76-050



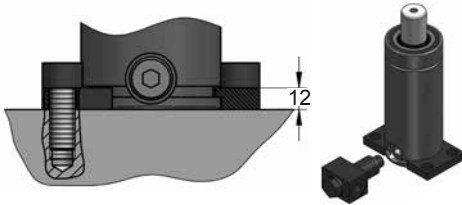
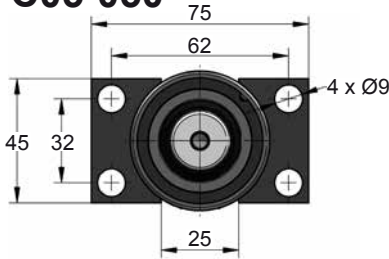
CODE	FD 750 050 V1	KIT S-XXXXXXX KIT C-XXXXXXX	B21-050	18 CG 1-Q
ENG ORDER	GAS SPRING	REPAIR KIT	FLANGE	CHARGING ADAPTER
DEU BESTELLUNG	GASDRUCKFEDER	ERSATZTEILSATZ	FLANSCHEN	LADEADAPTER
FRA COMMANDE	RESSORT À GAZ	KIT DE RÉPARATION	BRIDE	RACCORD DE CHARGE
ITA ORDINE	CILINDRO AD AZOTO	KIT DI MANUTENZIONE	FLANGE	ADATTATORE DI CARICO
ESP PEDIDO	RESORTE DE GAS	KIT DE REPARACION	BRIDA	ADAPTADOR DE CARGA
POR PEDIDO	CILINDRO DE GAS	KIT DE MANUTENÇÃO	FLANGE	ADAPTADOR DE CARGA



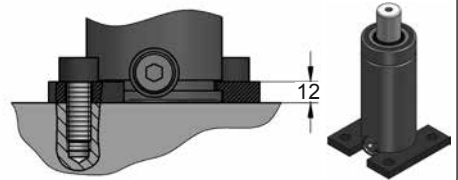
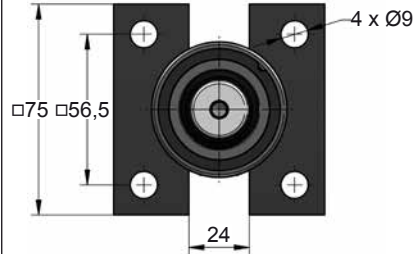
FD 750 V1 MOUNTS

Low Profile

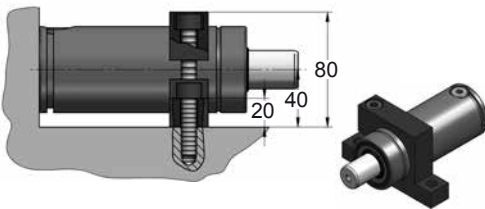
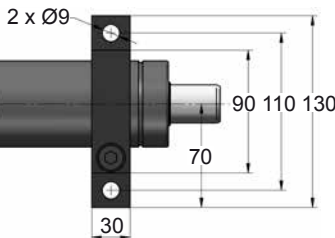
C05-050



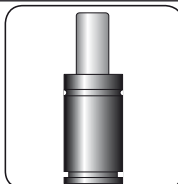
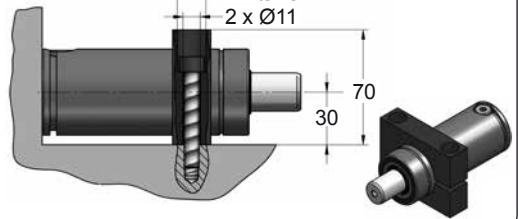
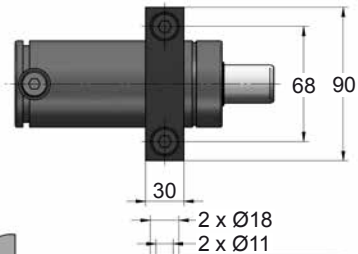
C20-050




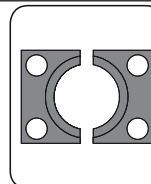
D02-050



D67-050



SEAL KIT S-XXXXXXX
CARTRIDGE KIT C-XXXXXXX

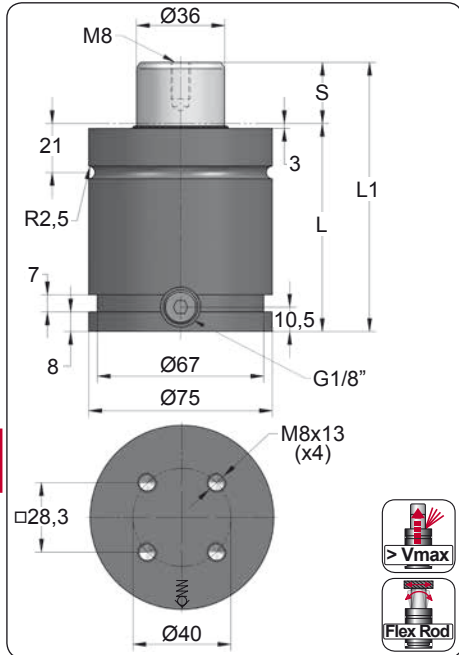


CODE	FD 750 050 V1	KIT S-XXXXXXX KIT C-XXXXXXX	C05-050	18 CG 1-Q	
ENG	ORDER	GAS SPRING	REPAIR KIT	FLANGE	CHARGING ADAPTER
DEU	BESTELLUNG	GASDRUCKFEDER	ERSATZTEILSATZ	FLANSCHEN	LADEADAPTER
FRA	COMMANDE	RESSORT À GAZ	KIT DE RÉPARATION	BRIDE	RACCORD DE CHARGE
ITA	ORDINE	CILINDRO AD AZOTO	KIT DI MANUTENZIONE	FLANGE	ADATTATORE DI CARICO
ESP	PEDIDO	RESORTE DE GAS	KIT DE REPARACION	BRIDA	ADAPTADOR DE CARGA
POR	PEDIDO	CILINDRO DE GÁS	KIT DE MANUTENÇÃO	FLANGE	ADAPTADOR DE CARGA

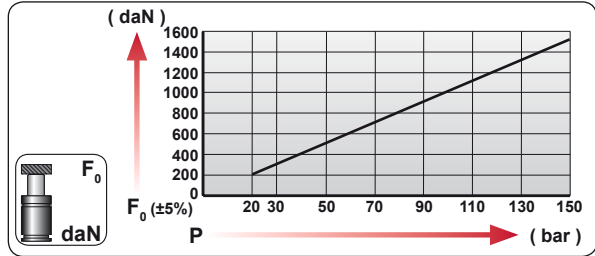
FD 1500 V2

Low Profile

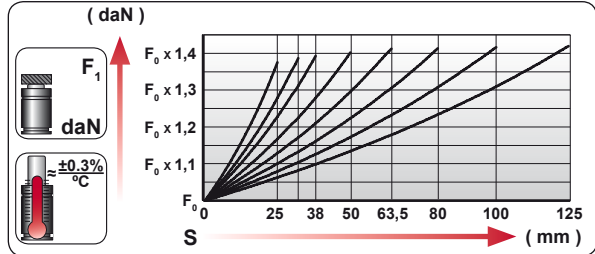
		RENAULT EM24.54.700



ORDER	S (mm)	L1 ±0,25 (mm)	L (mm)	Kg.
FD 1500 025 V2	25	110	85	1.94
FD 1500 032 V2	32	124	92	2.04
FD 1500 038 V2	38	136	98	2.13
FD 1500 050 V2	50	160	110	2.31
FD 1500 063 V2	63.5	187	123.5	2.50
FD 1500 080 V2	80	220	140	2.75
FD 1500 100 V2	100	260	160	3.41
FD 1500 125 V2	125	310	185	4.75



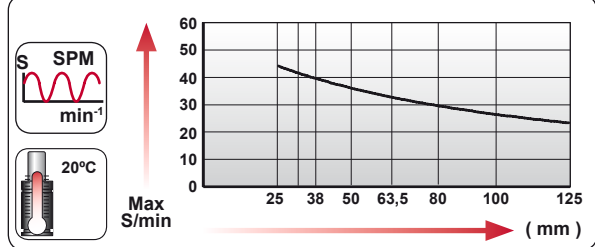
CODE	Pressure (bar/psi)	Force (F0) (daN)	Force (F1) (daN)
FD 1500 050 V2	150 / 2145	1530	2140
FD-H 1500 050 V2	0 / 0	---	---



	ENG ORDER		
	DEU BESTELLUNG		
	FRA COMMANDE		
	ITA ORDINE		
	ESP PEDIDO		
POR PEDIDO			

FD 1500 50

FD 1500 050 V2



--	--	--	--	--	--

N ₂	Smax < 90%	Vmax 1,6 m/s	bar psi	bar psi	°C °F	°C °F	600 CP-
			20 290	150 2175	0 32	80 176	

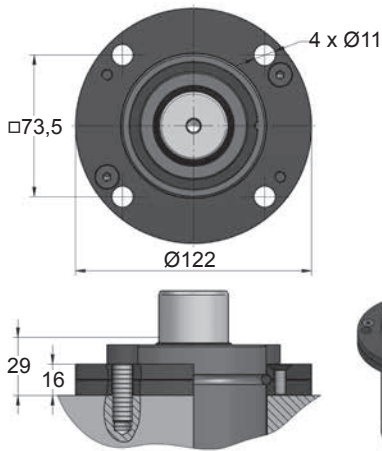


FD 1500 V2 MOUNTS


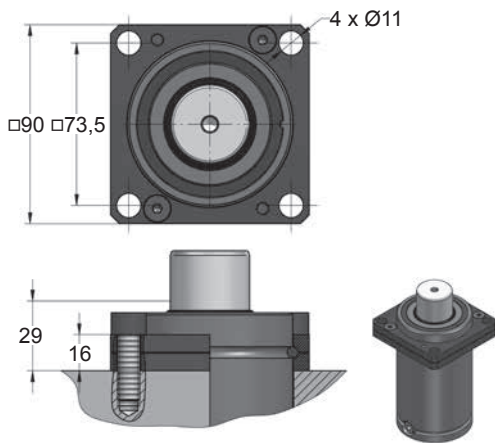
Low Profile

s mm	50	50	50	50	50	50	50	50
	Ø75	Ø75	Ø75	Ø75	Ø75	Ø75	Ø75	Ø75
Ø mm								
	L1=145 L1=159	L1=154 L1=160 L1=160	L1=185 L1=195 L1=210	L1=210	L1=175 L1=200	L1=240		
L mm								
MODEL	×	CW 2400 KZ 2400	×	CT 2500 CK 2500 FD 1500	GN 1500 CM 2500 CD 2400	AG 1500	CPH 4300 CP 5000	CS 4700
SERIES	MINI	COMPACT HEIGHT	THREADED	LOW PROFILE	HEAVY DUTY	ISO	HEAVY LOAD	POWER COMPACT STROKE

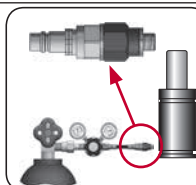
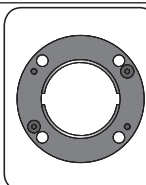
A14-075



A34-075



SEAL KIT S-XXXXXXX
CARTRIDGE KIT C-XXXXXXX



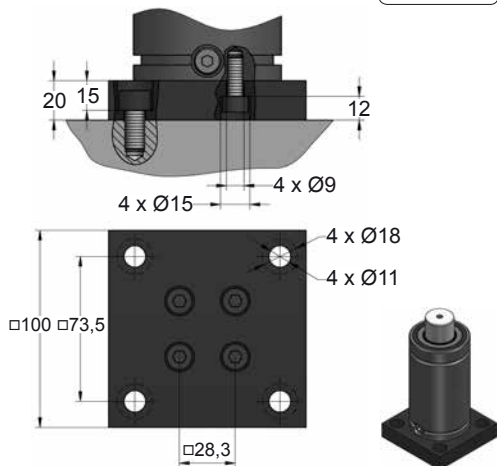
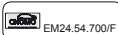
CODE	FD 1500 050 V2	KIT S-XXXXXXX KIT C-XXXXXXX	A14-075	18 CG 1-Q
ENG ORDER	GAS SPRING	REPAIR KIT	FLANGE	CHARGING ADAPTER
DEU BESTELLUNG	GASDRUCKFEDER	ERSATZTEILSATZ	FLANSCHEN	LADEADAPTER
FRA COMMANDE	RESSORT À GAZ	KIT DE RÉPARATION	BRIDE	RACCORD DE CHARGE
ITA ORDINE	CILINDRO AD AZOTO	KIT DI MANUTENZIONE	FLANGE	ADATTATORE DI CARICO
ESP PEDIDO	RESORTE DE GAS	KIT DE REPARACION	BRIDA	ADAPTADOR DE CARGA
POR PEDIDO	CILINDRO DE GÁS	KIT DE MANUTENÇÃO	FLANGE	ADAPTADOR DE CARGA

FD 1500 V2 MOUNTS

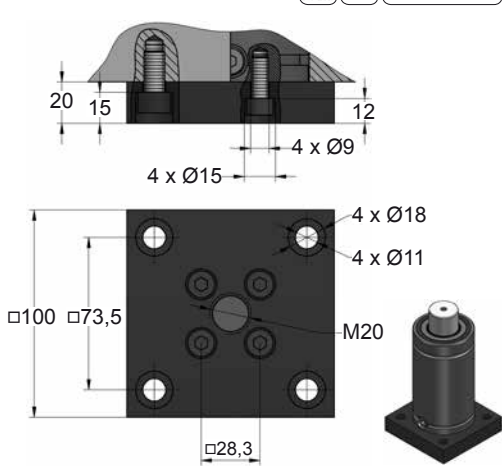
Low Profile

AZOL
GAS

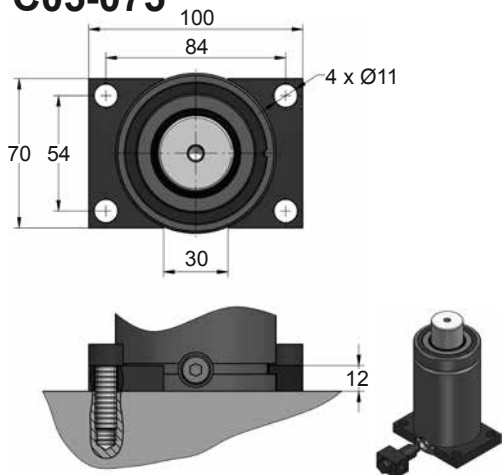
B21-075



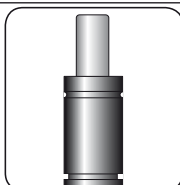
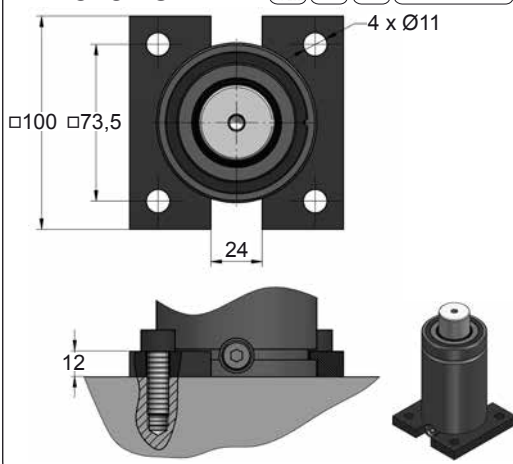
B76-075



C05-075



C20-075

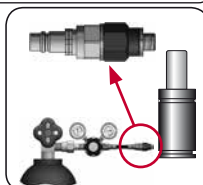
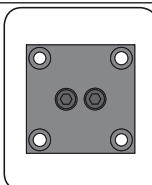


SEAL

KIT S-XXXXXXX

CARTRIDGE

KIT C-XXXXXXX



CODE	FD 1500 050 V2	KIT S-XXXXXXX KIT C-XXXXXXX	B21-075	18 CG 1-Q
ENG ORDER	GAS SPRING	REPAIR KIT	FLANGE	CHARGING ADAPTER
DEU BESTELLUNG	GASDRUCKFEDER	ERSATZTEILSATZ	FLANSCHEN	LADEADAPTER
FRA COMMANDE	RESSORT À GAZ	KIT DE RÉPARATION	BRIDE	RACCORD DE CHARGE
ITA ORDINE	CILINDRO AD AZOTO	KIT DI MANUTENZIONE	FLANGE	ADATTATORE DI CARICO
ESP PEDIDO	RESORTE DE GAS	KIT DE REPARACION	BRIDA	ADAPTADOR DE CARGA
POR PEDIDO	CILINDRO DE GÁS	KIT DE MANUTENÇÃO	FLANGE	ADAPTADOR DE CARGA



FD 1500 V2 MOUNTS

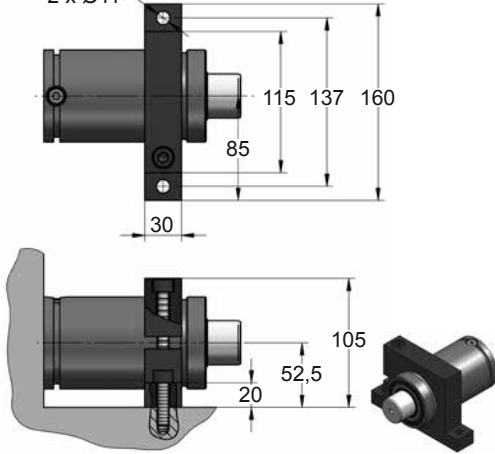
Low Profile

D02-075



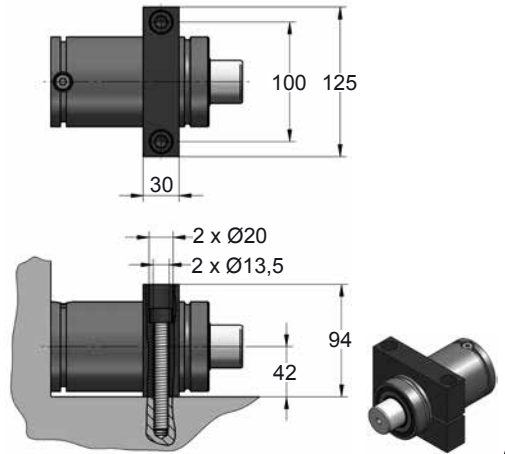
2 x Ø11



E24.54.815.G
EM24.54.700/F



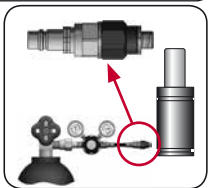
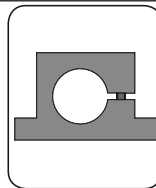
D67-075



SEAL
KIT S-XXXXXXX



CARTRIDGE
KIT C-XXXXXXX

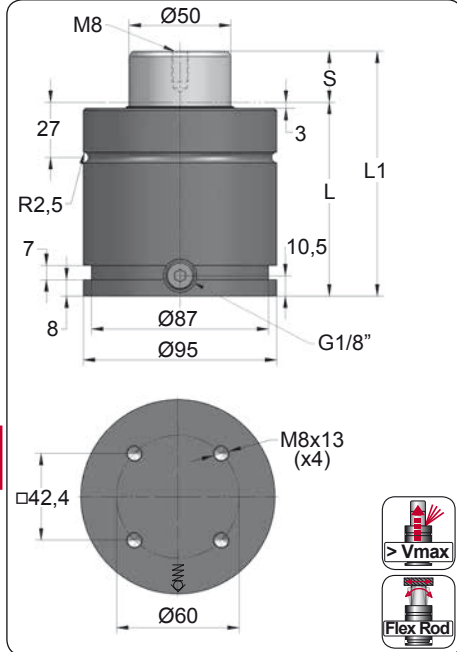


CODE	FD 1500 050 V2	KIT S-XXXXXXX KIT C-XXXXXXX	D02-075	18 CG 1-Q
ENG	ORDER	GAS SPRING	FLANGE	CHARGING ADAPTER
DEU	BESTELLUNG	GASDRUCKFEDER	FLANSCHEN	LADEADAPTER
FRA	COMMANDE	RESSORT À GAZ	BRIDE	RACCORD DE CHARGE
ITA	ORDINE	CILINDRO AD AZOTO	FLANGE	ADATTATORE DI CARICO
ESP	PEDIDO	RESORTE DE GAS	BRIDA	ADAPTADOR DE CARGA
POR	PEDIDO	CILINDRO DE GÁS	FLANGE	ADAPTADOR DE CARGA

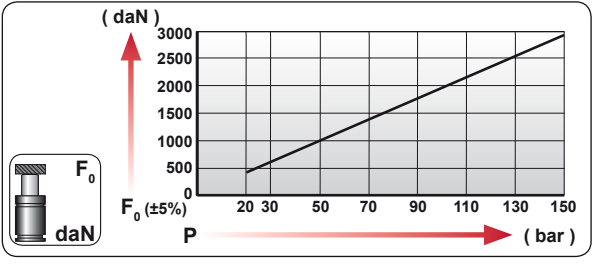
FD 3000

Low Profile

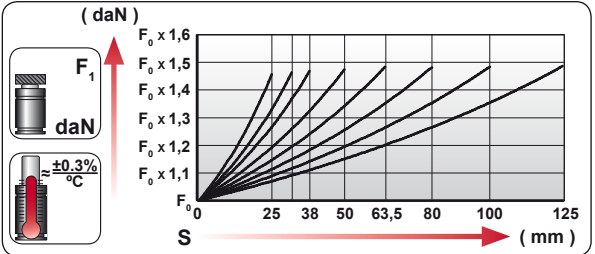
MB B8 3180 220 000 003	RENAULT EM24.54.700
------------------------	---------------------



ORDER	S (mm)	L1 ±0,25 (mm)	L (mm)	Kg.
FD 3000 025	25	120	95	3.82
FD 3000 032	32	134	102	4.00
FD 3000 038	38	146	108	4.47
FD 3000 050	50	170	120	4.81
FD 3000 063	63.5	197	133.5	5.25
FD 3000 080	80	230	150	5.77
FD 3000 100	100	270	170	5.73
FD 3000 125	125	320	195	6.42



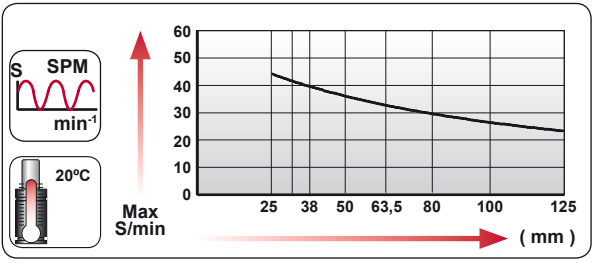
CODE				
		bar psi	daN	daN
FD 3000 050		150 2175	2945	4340
FD-H 3000 050		0 0	---	---



ENG ORDER
 DEU BESTELLUNG
 FRA COMMANDE
 ITA ORDINE
 ESP PEDIDO
 POR PEDIDO

F_0 daN
 S mm

FD 3000 50
FD 3000 050



	$S_{max} < 90\%$	$V_{max} 1,6 \text{ m/s}$	Pmin (20°C)	Pmax (20°C)	Tmin Tmax	
--	------------------	---------------------------	-------------	-------------	-----------	--

N ₂	$S_{max} < 90\%$	$V_{max} 1,6 \text{ m/s}$	bar psi	bar psi	°C °F	°C °F	600 CP-
			20 290	150 2175	0 32	80 176	

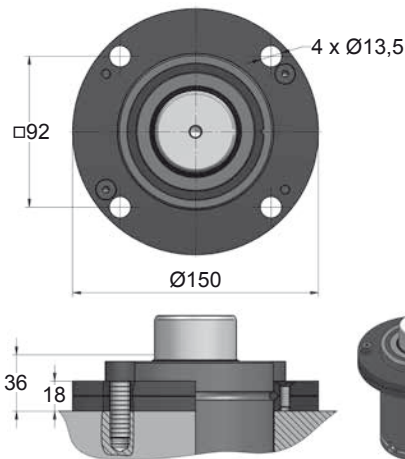


FD 3000 MOUNTS

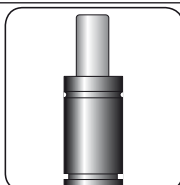
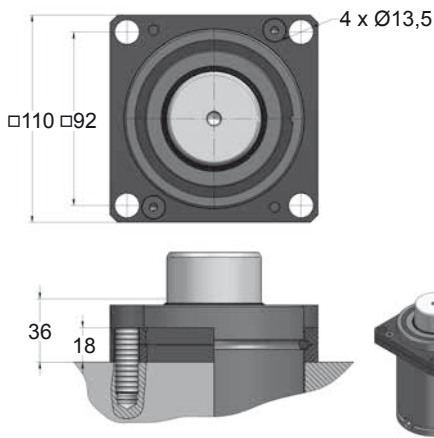
Low Profile

MODEL	X	CW 4200 KZ 4200	X	CK 4000 FD 3000	GN 3000 CM 4000 CD 4200	AG 3000	CP 8000	CS 7500
SERIES	MINI	COMPACT HEIGHT	THREADED	LOW PROFILE	HEAVY DUTY	ISO	HEAVY LOAD	POWER COMPACT STROKE

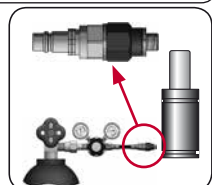
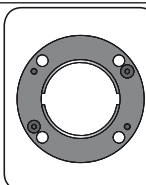
A14-095



A34-095



SEAL KIT S-XXXXXXX
CARTRIDGE KIT C-XXXXXXX



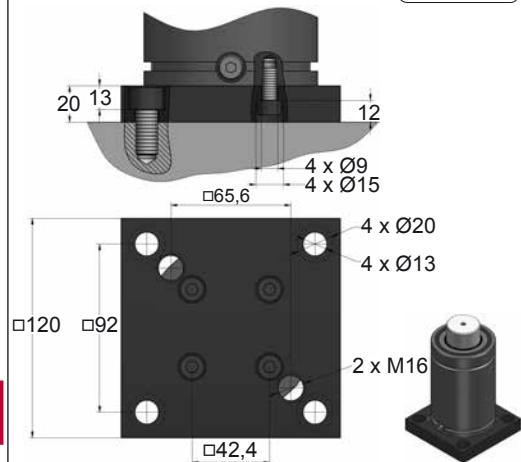
CODE	FD 3000 050	KIT S-XXXXXXX KIT C-XXXXXXX	A14-095	18 CG 1-Q
ENG ORDER	GAS SPRING	REPAIR KIT	FLANGE	CHARGING ADAPTER
DEU BESTELLUNG	GASDRUCKFEDER	ERSATZTEILSATZ	FLANSCHEN	LADEADAPTER
FRA COMMANDE	RESSORT À GAZ	KIT DE RÉPARATION	BRIDE	RACCORD DE CHARGE
ITA ORDINE	CILINDRO AD AZOTO	KIT DI MANUTENZIONE	FLANGE	ADATTATORE DI CARICO
ESP PEDIDO	RESORTE DE GAS	KIT DE REPARACION	BRIDA	ADAPTADOR DE CARGA
POR PEDIDO	CILINDRO DE GÁS	KIT DE MANUTENÇÃO	FLANGE	ADAPTADOR DE CARGA

FD 3000 MOUNTS

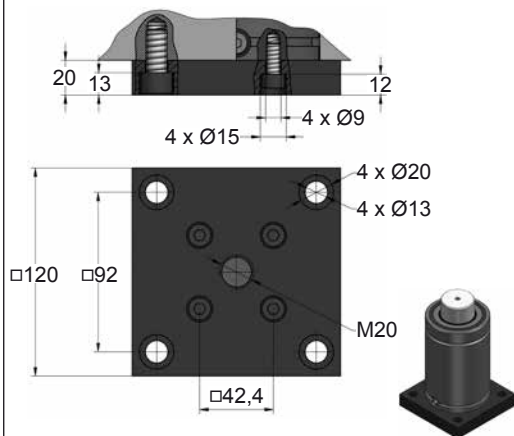
Low Profile

AZOL
GAS

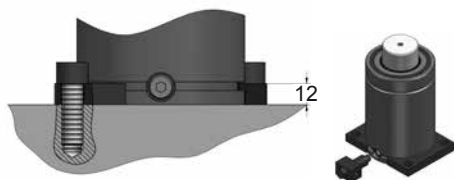
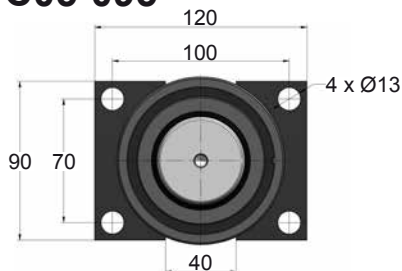
B21-095



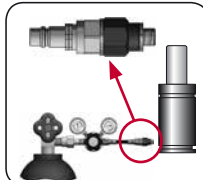
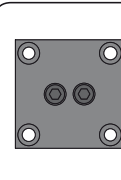
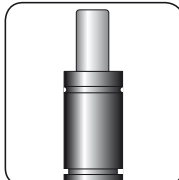
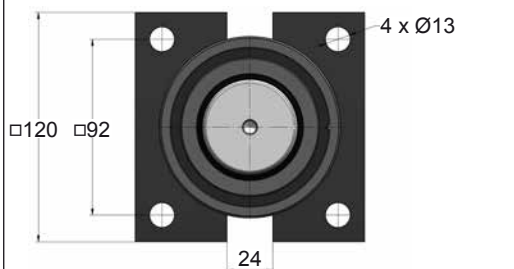
B76-095



C05-095



C20-095



CODE	FD 3000 050	KIT S-XXXXXXX KIT C-XXXXXXX	B21-095	18 CG 1-Q
ENG	ORDER	GAS SPRING	FLANGE	CHARGING ADAPTER
DEU	BESTELLUNG	GASDRUCKFEDER	FLANSCHEN	LADEADAPTER
FRA	COMMANDE	RESSORT À GAZ	BRIDE	RACCORD DE CHARGE
ITA	ORDINE	CILINDRO AD AZOTO	FLANGE	ADATTATORE DI CARICO
ESP	PEDIDO	RESORTE DE GAS	BRIDA	ADAPTADOR DE CARGA
POR	PEDIDO	CILINDRO DE GÁS	FLANGE	ADAPTADOR DE CARGA



FD 3000 MOUNTS

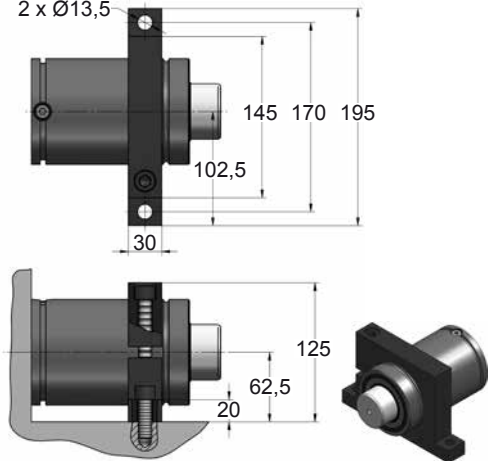
Low Profile

D02-095

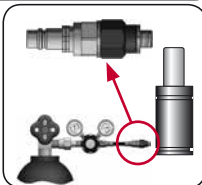
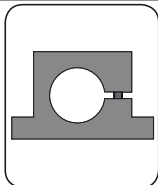




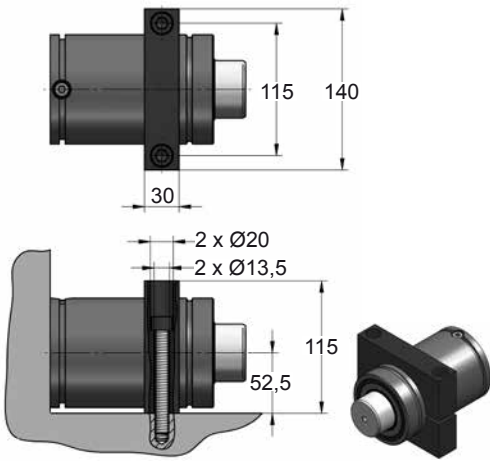
2 x Ø13,5



E24.54.815.G
EM24.54.700F



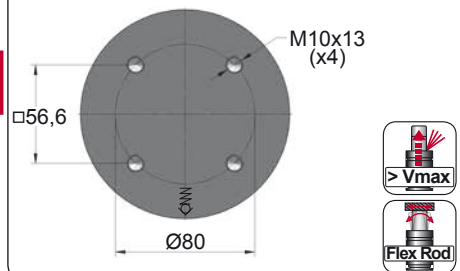
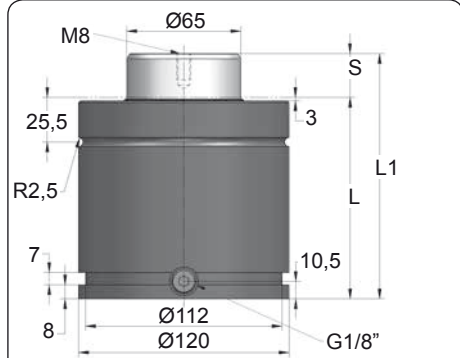
D67-095



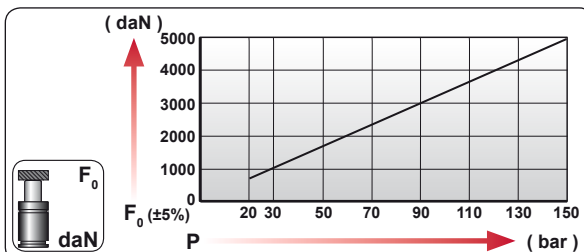
CODE	FD 3000 050	KIT S-XXXXXXX KIT C-XXXXXXX	D02-095	18 CG 1-Q	
ENG	ORDER	GAS SPRING	REPAIR KIT	FLANGE	CHARGING ADAPTER
DEU	BESTELLUNG	GASDRUCKFEDER	ERSATZTEILSATZ	FLANSCHEN	LADEADAPTER
FRA	COMMANDE	RESSORT À GAZ	KIT DE RÉPARATION	BRIDE	RACCORD DE CHARGE
ITA	ORDINE	CILINDRO AD AZOTO	KIT DI MANUTENZIONE	FLANGE	ADATTATORE DI CARICO
ESP	PEDIDO	RESORTE DE GAS	KIT DE REPARACION	BRIDA	ADAPTADOR DE CARGA
POR	PEDIDO	CILINDRO DE GÁS	KIT DE MANUTENÇÃO	FLANGE	ADAPTADOR DE CARGA

FD 5000 V1

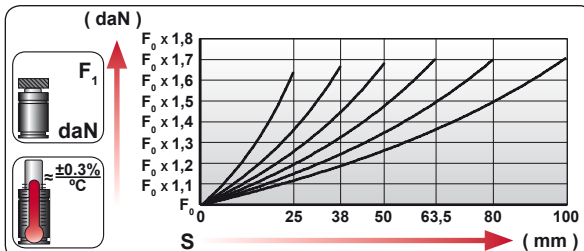
Low Profile



ORDER	S (mm)	L1 ±0,25 (mm)	L (mm)	Kg.
FD 5000 025 V1	25	140	115	7.57
FD 5000 038 V1	38	166	128	8.10
FD 5000 050 V1	50	190	140	8.59
FD 5000 063 V1	63.5	217	153.5	9.12
FD 5000 080 V1	80	250	170	9.81
FD 5000 100 V1	100	290	190	10.62



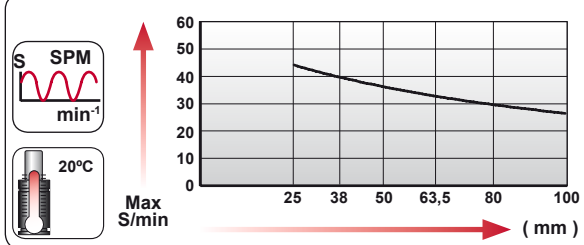
CODE		Pressure			
		bar	psi		
FD 5000 050 V1		150	2175	4980	8365
FD-H 5000 050 V1		0	0	---	---



ENG ORDER
 DEU BESTELLUNG
 FRA COMMANDE
 ITA ORDINE
 ESP PEDIDO
 POR PEDIDO

F_0 daN
 S mm

FD 5000 50
FD 5000 050 V1



	$S_{max} < 90\%$	$V_{max} 1,6 \text{ m/s}$	Pmin (20°C)	Pmax (20°C)	Tmin	Tmax	
--	------------------	---------------------------	-------------	-------------	------	------	--

N ₂	$S_{max} < 90\%$	$V_{max} 1,6 \text{ m/s}$	bar psi 20 290	bar psi 150 2175	°C °F 0 32	°C °F 80 176	600 CP-
----------------	------------------	---------------------------	-------------------	---------------------	---------------	-----------------	---------

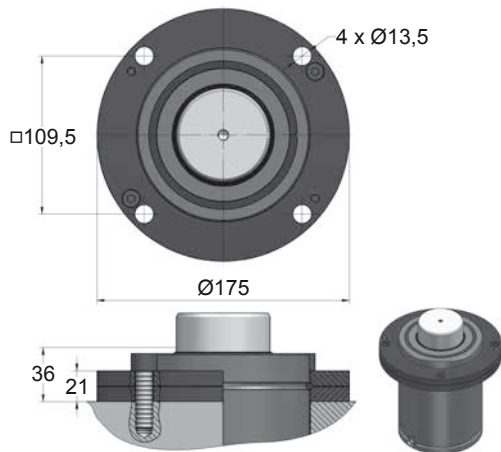


FD 5000 V1 MOUNTS

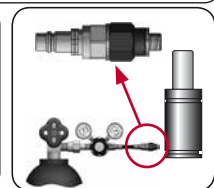
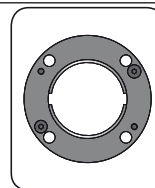
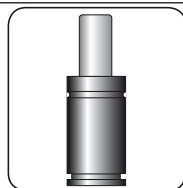
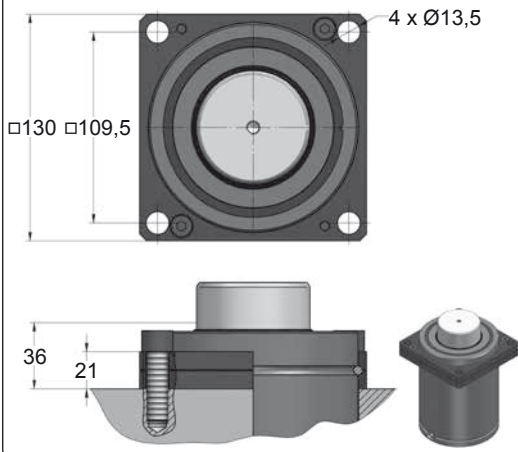
Low Profile

	Ø120	Ø120	Ø120	Ø120	Ø120	Ø120		
	L1=168 L1=172	L1=190	L1=202 L1=215 L1=240	L1=240	L1=260			
MODEL	× CW 6600 KZ 6600	×	FD 5000	GN 5000 CM 6500 CD 6600	AG 5000	× CS 11800		
SERIES	MINI 	COMPACT HEIGHT 	THREADED 	LOW PROFILE 	HEAVY DUTY 	ISO 	HEAVY LOAD 	POWER COMPACT STROKE

A14-120



A34-120


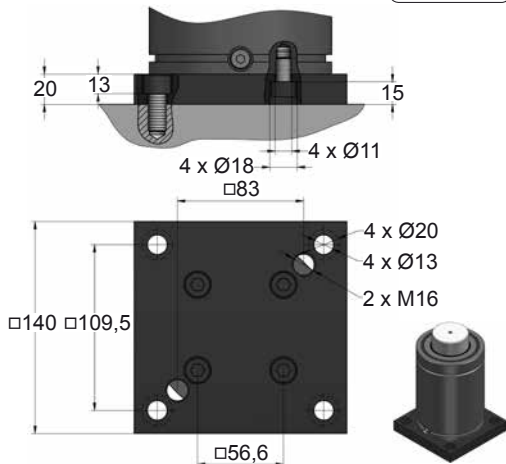


CODE	FD 5000 050 V1	KIT S-XXXXXXX KIT C-XXXXXXX	A14-120	18 CG 1-Q
ENG ORDER	GAS SPRING	REPAIR KIT	FLANGE	CHARGING ADAPTER
DEU BESTELLUNG	GASDRUCKFEDER	ERSATZTEILSATZ	FLANSCHEN	LADEADAPTER
FRA COMMANDE	RESSORT À GAZ	KIT DE RÉPARATION	BRIDE	RACCORD DE CHARGE
ITA ORDINE	CILINDRO AD AZOTO	KIT DI MANUTENZIONE	FLANGE	ADATTATORE DI CARICO
ESP PEDIDO	RESORTE DE GAS	KIT DE REPARACION	BRIDA	ADAPTADOR DE CARGA
POR PEDIDO	CILINDRO DE GÁS	KIT DE MANUTENÇÃO	FLANGE	ADAPTADOR DE CARGA

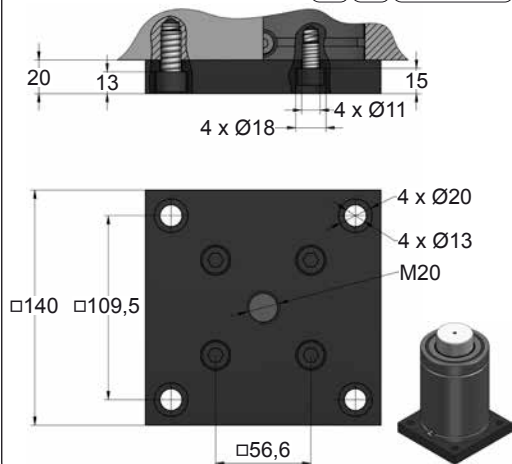
FD 5000 V1 MOUNTS

**AZOL
GAS**
Low Profile

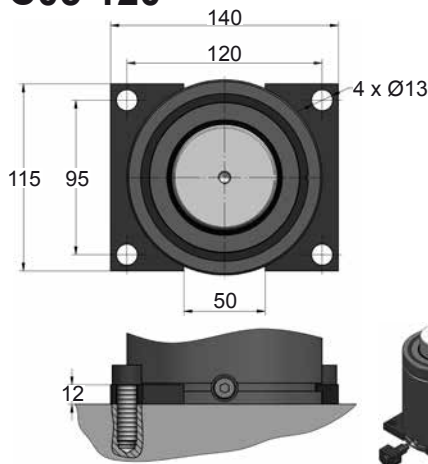
B21-120

 EM24.54.700/F


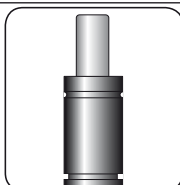
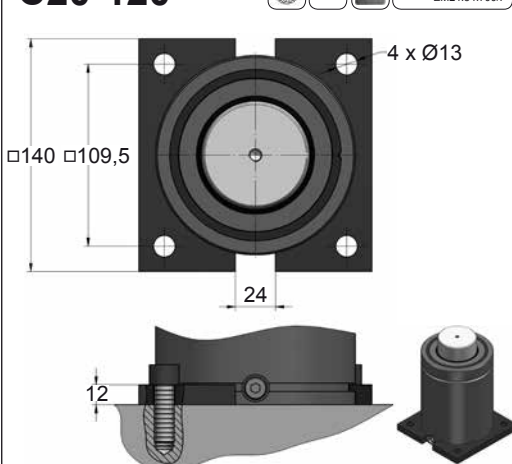
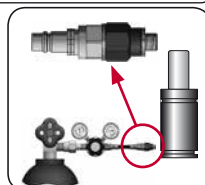
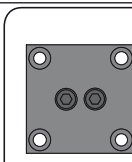
B76-120

   EM24.54.700/F


C05-120



C20-120

    E24.54.815 G
EM24.54.700/F

SEAL
KIT S-XXXXXXX
CARTRIDGE
KIT C-XXXXXXX


CODE	FD 5000 050 V1	KIT S-XXXXXXX KIT C-XXXXXXX	B21-120	18 CG 1-Q
ENG ORDER	GAS SPRING	REPAIR KIT	FLANGE	CHARGING ADAPTER
DEU BESTELLUNG	GASDRUCKFEDER	ERSATZTEILSATZ	FLANSCHEN	LADEADAPTER
FRA COMMANDE	RESSORT À GAZ	KIT DE RÉPARATION	BRIDE	RACCORD DE CHARGE
ITA ORDINE	CILINDRO AD AZOTO	KIT DI MANUTENZIONE	FLANGE	ADATTATORE DI CARICO
ESP PEDIDO	RESORTE DE GAS	KIT DE REPARACION	BRIDA	ADAPTADOR DE CARGA
POR PEDIDO	CILINDRO DE GÁS	KIT DE MANUTENÇÃO	FLANGE	ADAPTADOR DE CARGA

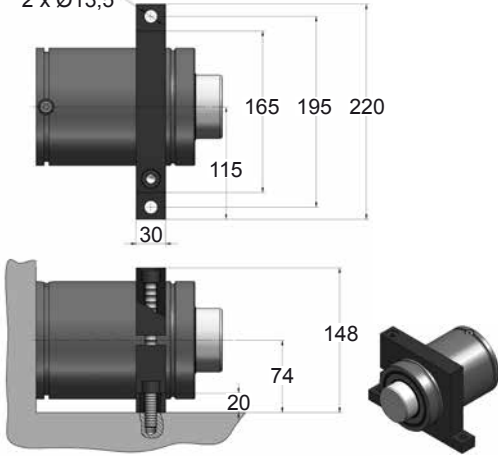
FD 5000 V1 MOUNTS

Low Profile

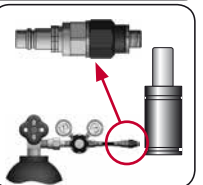
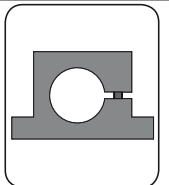



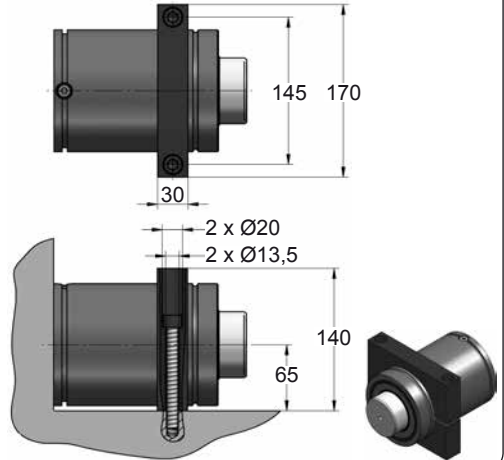


D02-120

2 x Ø13,5



D67-120



CODE	FD 5000 050 V1	KIT S-XXXXXXX KIT C-XXXXXXX	D02-120	18 CG 1-Q
ENG ORDER	GAS SPRING	REPAIR KIT	FLANGE	CHARGING ADAPTER
DEU BESTELLUNG	GASDRUCKFEDER	ERSATZTEILSATZ	FLANSCHEN	LADEADAPTER
FRA COMMANDE	RESSORT À GAZ	KIT DE RÉPARATION	BRIDE	RACCORD DE CHARGE
ITA ORDINE	CILINDRO AD AZOTO	KIT DI MANUTENZIONE	FLANGE	ADATTATORE DI CARICO
ESP PEDIDO	RESORTE DE GAS	KIT DE REPARACION	BRIDA	ADAPTADOR DE CARGA
POR PEDIDO	CILINDRO DE GÁS	KIT DE MANUTENÇÃO	FLANGE	ADAPTADOR DE CARGA





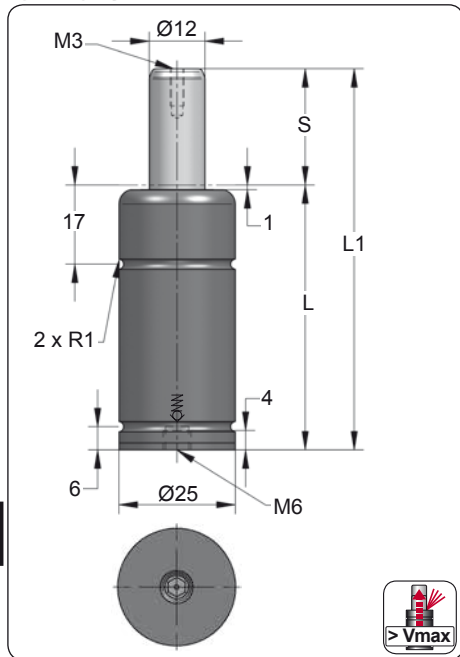
CK LOW PROFILE MEDIUM

MODEL	F ₀	Ø	S	L1	Pmax	Charge Port		
CK 200 V1	200	Ø25	5 - 100	42 - 232	180	M6	✗	✗
CK 300 V1	300	Ø32	7 - 100	53 - 239	150	M6	✗	✗
CK 570 V1	570	Ø38	5 - 125	47 - 287	150	M6	✓	✓
CK 750 V1	750	Ø45	12 - 100	74 - 250	150	G1/8"	✓	✓
CK 1000 V1	1000	Ø50	12 - 100	74 - 250	160	G1/8"	✓	✓
CK 1500 V2	1500	Ø63	12 - 100	84 - 260	150	G1/8"	✓	✓
CK 2500 V1	2500	Ø75	12 - 100	84 - 260	160	G1/8"	✓	✓
CK 4000 V1	4000	Ø95	25 - 100	120 - 270	150	G1/8"	✓	✓

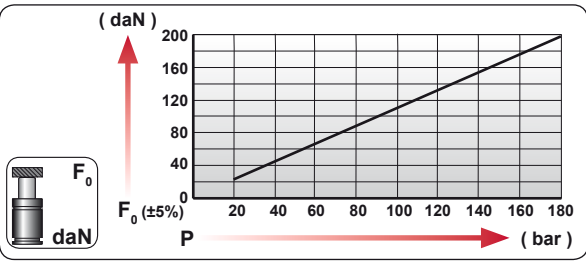
MODEL	✗	CW 1000 KZ 1000	AS 1000	CT 1000 CK 1000 FD 750	GN 750 CM 1000 CD 1000	AG 750	CPH 1700 CP 2000	CS 1800
SERIES	MINI	COMPACT HEIGHT	THREADED	LOW PROFILE	HEAVY DUTY	ISO	HEAVY LOAD	POWER COMPACT STROKE

CK 200 V1

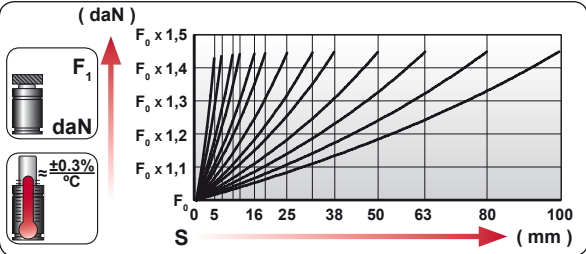
Low Profile



ORDER	S (mm)	L1 ±0,25 (mm)	L (mm)	Kg.
CK 200 005 V1	5	42	37	0,30
CK 200 007 V1	7	46	39	0,31
CK 200 010 V1	10	52	42	0,33
CK 200 012 V1	12	56	44	0,33
CK 200 016 V1	16	64	48	0,35
CK 200 019 V1	19	70	51	0,14
CK 200 025 V1	25	82	57	0,39
CK 200 032 V1	32	96	64	0,17
CK 200 038 V1	38	108	70	0,45
CK 200 050 V1	50	132	82	0,51
CK 200 063 V1	63	158	95	0,57
CK 200 080 V1	80	192	112	0,64
CK 200 100 V1	100	232	132	0,73



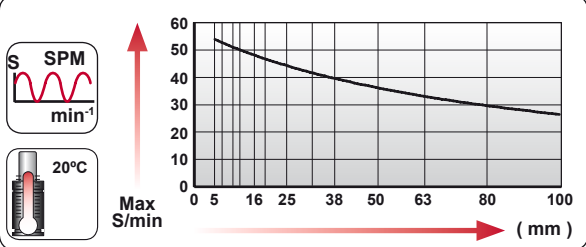
CODE		bar	psi	F ₀ daN	F ₁ daN
CK 200 050 V1		170	2465	190	280
-----		---	---	---	---



ENG ORDER
 DEU BESTELLUNG
 FRA COMMANDE
 ITA ORDINE
 ESP PEDIDO
 POR PEDIDO

F₀ daN
 S mm

CK 200 50
CK 200 050 V1



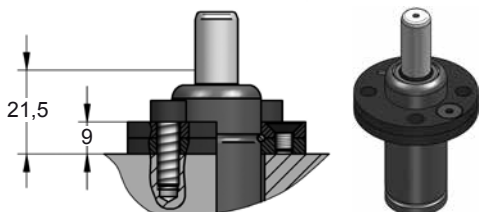
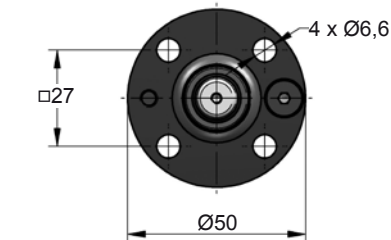
N ₂	Smax < 90%	Vmax 1,6 m/s	bar psi	bar psi	°C °F	°C °F	X
			20 290	180 2610	0 32	80 176	



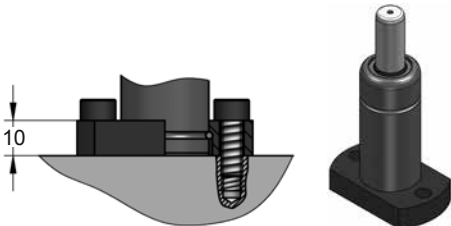
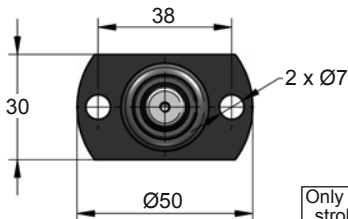
CK 200 V1 MOUNTS

Low Profile

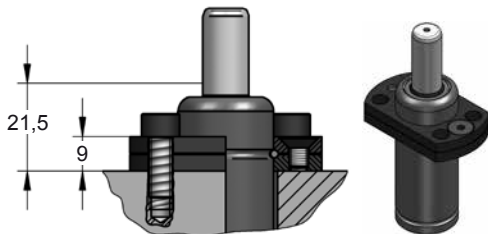
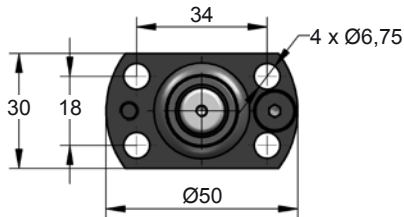
A14-025



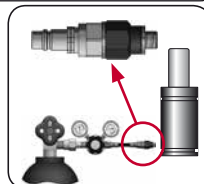
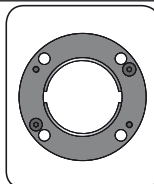
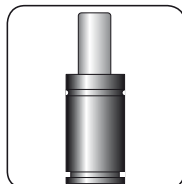
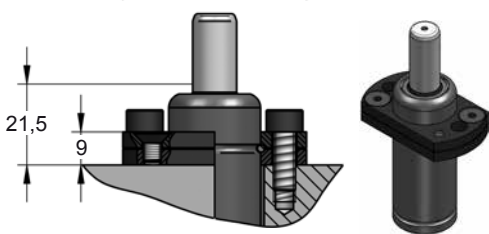
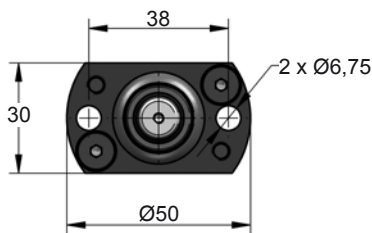
A19-025



A44-025



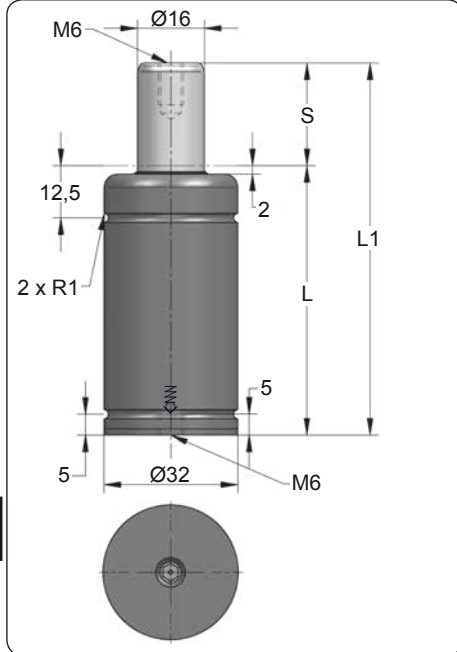
A49-025



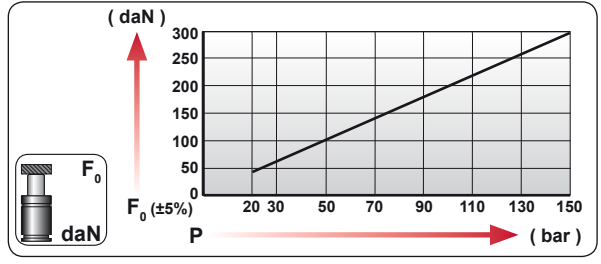
CODE	CK 200 050 V1	X	A14-025	06 CG 2-Q
ENG ORDER	GAS SPRING	REPAIR KIT	FLANGE	CHARGING ADAPTER
DEU BESTELLUNG	GASDRUCKFEDER	ERSATZTEILSATZ	FLANSCHEN	LADEADAPTER
FRA COMMANDE	RESSORT À GAZ	KIT DE RÉPARATION	BRIDE	RACCORD DE CHARGE
ITA ORDINE	CILINDRO AD AZOTO	KIT DI MANUTENZIONE	FLANGE	ADATTATORE DI CARICO
ESP PEDIDO	RESORTE DE GAS	KIT DE REPARACION	BRIDA	ADAPTADOR DE CARGA
POR PEDIDO	CILINDRO DE GAS	KIT DE MANUTENÇÃO	FLANGE	ADAPTADOR DE CARGA

CK 300 V1

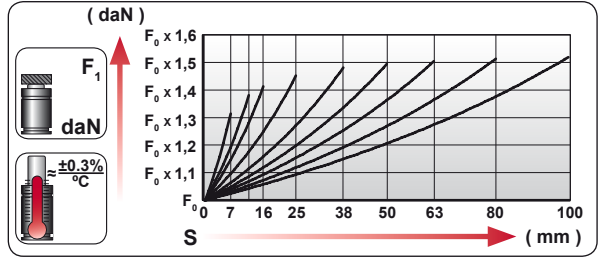
Low Profile



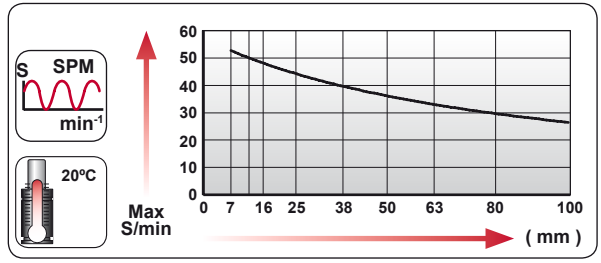
ORDER	S (mm)	L1 ±0,25 (mm)	L (mm)	Kg.
CK 300 007 V1	7	53	46	0.21
CK 300 012 V1	12	63	51	0.23
CK 300 016 V1	16	71	55	0.25
CK 300 025 V1	25	89	64	0.28
CK 300 038 V1	38	115	77	0.33
CK 300 050 V1	50	139	89	0.38
CK 300 063 V1	63	165	102	0.43
CK 300 080 V1	80	199	119	0.50
CK 300 100 V1	100	239	139	0.57



CODE					
		bar	psi		
CK 300 050 V1		150	2175	300	460
-----		---	---	---	---



	ENG ORDER DEU BESTELLUNG FRA COMMANDE ITA ORDINE ESP PEDIDO POR PEDIDO		
		daN	mm
		CK 300	50
		CK 300 050 V1	



N ₂	S _{max} < 90%	V _{max} 1,6 m/s	P _{min} (20°C)	P _{max} (20°C)	T _{min}	T _{max}	

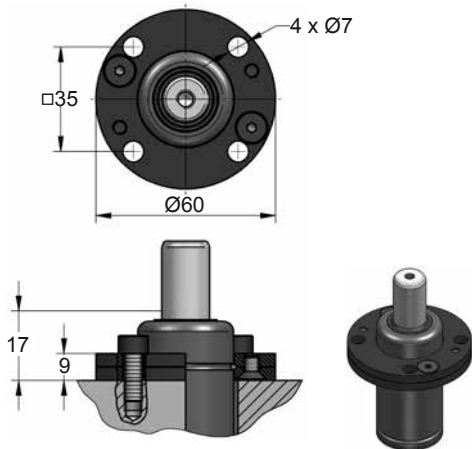
bar	psi	bar	psi	°C	°F	°C	°F	
20	290	150	2175	0	32	80	176	



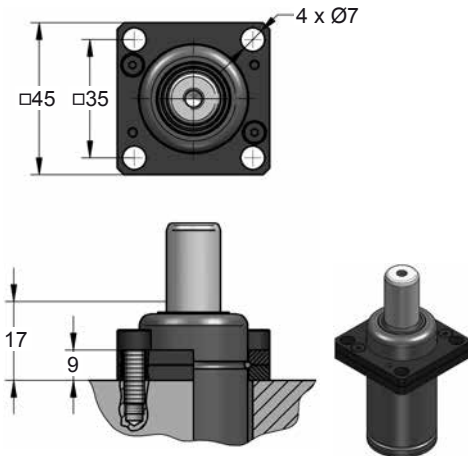
CK 300 V1 MOUNTS

Low Profile

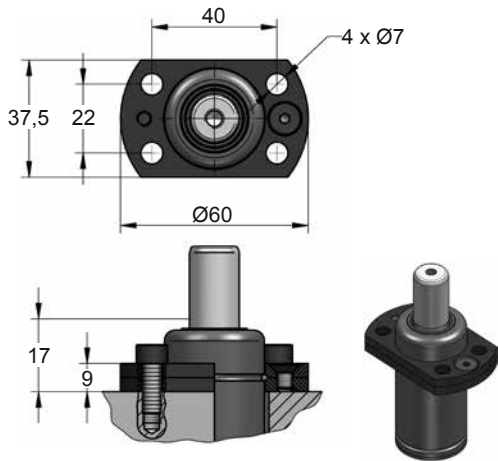
A14-032



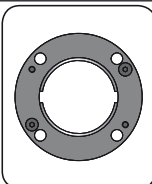
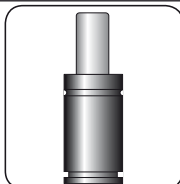

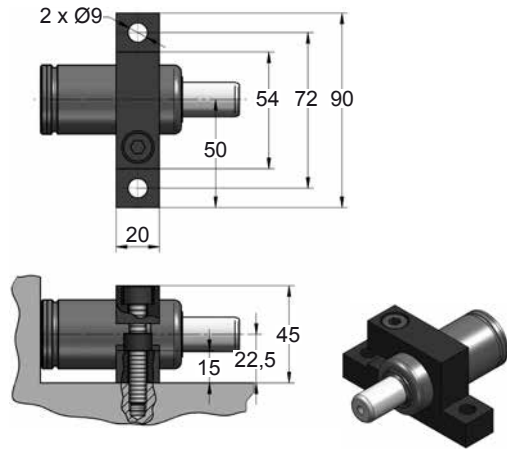
A34-032



A44-032



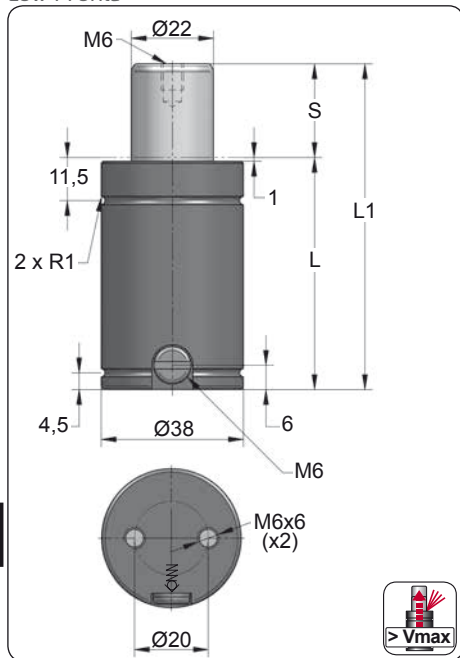
D02-032



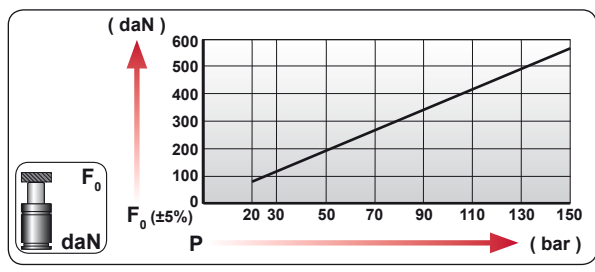
CODE	CK 300 050 V1	X	A14-032	06 CG 2-Q
ENG ORDER	GAS SPRING	REPAIR KIT	FLANGE	CHARGING ADAPTER
DEU BESTELLUNG	GASDRUCKFEDER	ERSATZTEILSATZ	FLANSCHEN	LADEADAPTER
FRA COMMANDE	RESSORT À GAZ	KIT DE RÉPARATION	BRIDE	RACCORD DE CHARGE
ITA ORDINE	CILINDRO AD AZOTO	KIT DI MANUTENZIONE	FLANGE	ADATTATORE DI CARICO
ESP PEDIDO	RESORTE DE GAS	KIT DE REPARACION	BRIDA	ADAPTADOR DE CARGA
POR PEDIDO	CILINDRO DE GAS	KIT DE MANUTENÇÃO	FLANGE	ADAPTADOR DE CARGA

CK 570 V1

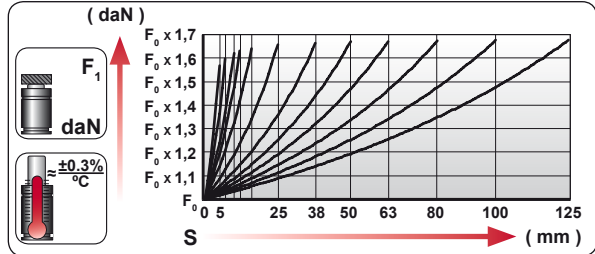
Low Profile



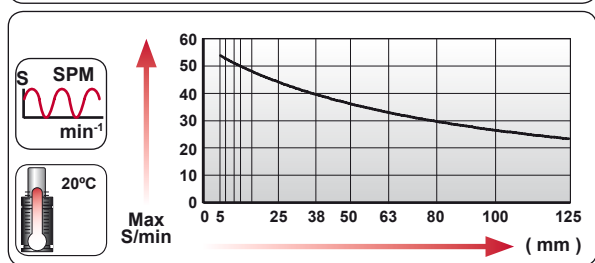
ORDER	S (mm)	L1 ±0,25 (mm)	L (mm)	Kg.
CK 570 005 V1	5	47	42	0.30
CK 570 007 V1	7	51	44	0.31
CK 570 010 V1	10	57	47	0.33
CK 570 012 V1	12	61	49	0.33
CK 570 016 V1	16	69	53	0.35
CK 570 025 V1	25	87	62	0.39
CK 570 038 V1	38	113	75	0.45
CK 570 050 V1	50	137	87	0.51
CK 570 063 V1	63	163	100	0.57
CK 570 080 V1	80	197	117	0.64
CK 570 100 V1	100	237	137	0.73
CK 570 125 V1	125	287	162	0.85



CODE					
		bar	psi		
CK 570 050 V1		150	2175	570	915
CK-H 570 050 V1		0	0	---	---



	ENG ORDER DEU BESTELLUNG FRA COMMANDE ITA ORDINE ESP PEDIDO POR PEDIDO		
		daN	mm
		CK 570	50
		CK 570 050 V1	



N ₂	S _{max} < 90%	V _{max} 1,6 m/s	P _{min} (20°C)	P _{max} (20°C)	T _{min}	T _{max}	600 CP-

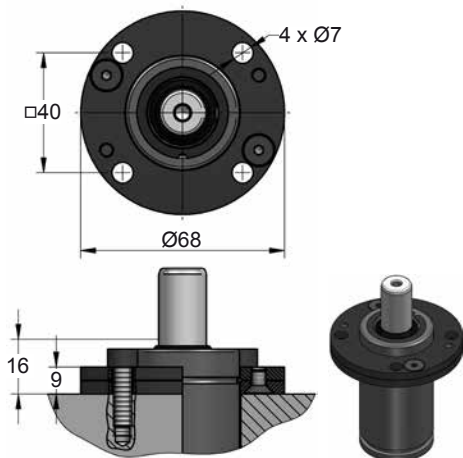
bar	psi	bar	psi	°C	°F	°C	°F
20	290	150	2175	0	32	80	176



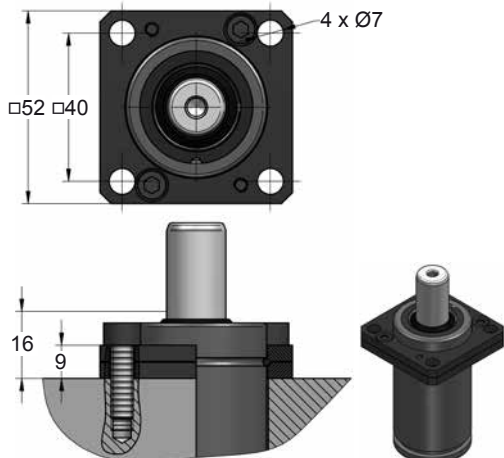
CK 570 V1 MOUNTS

Low Profile

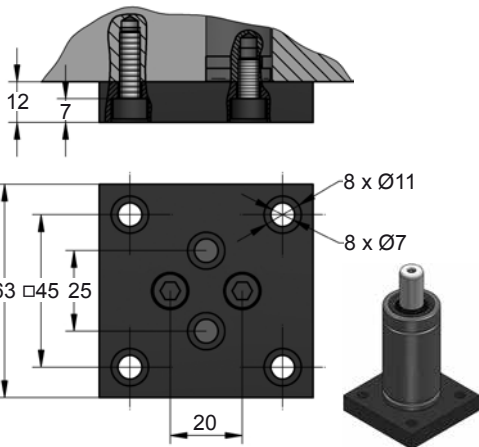
A14-038



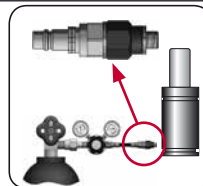
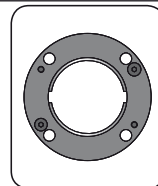
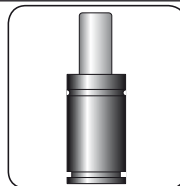
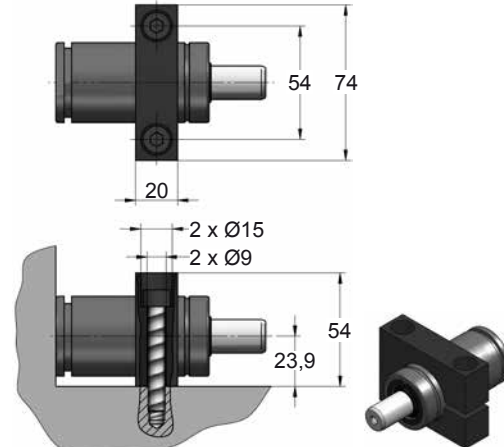
A34-038



B76-038



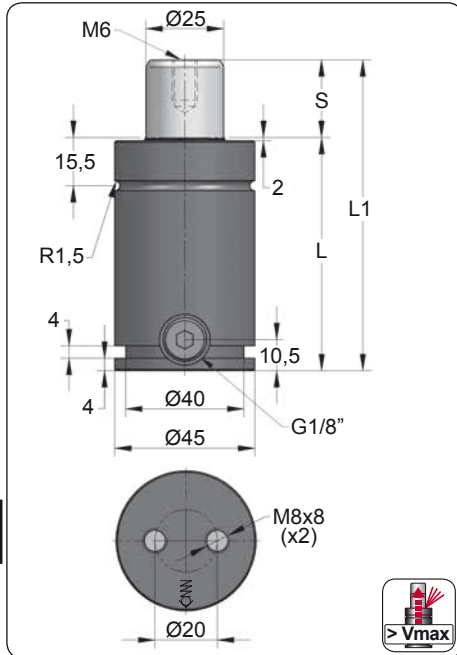
D67-038



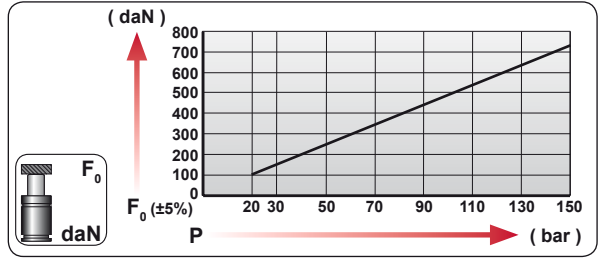
CODE	CK 570 050 V1	KIT S-XXXXXXX KIT C-XXXXXXX	A14-038	06 CG 2-Q
ENG ORDER	GAS SPRING	REPAIR KIT	FLANGE	CHARGING ADAPTER
DEU BESTELLUNG	GASDRUCKFEDER	ERSATZTEILSATZ	FLANSCHEN	LADEADAPTER
FRA COMMANDE	RESSORT À GAZ	KIT DE RÉPARATION	BRIDE	RACCORD DE CHARGE
ITA ORDINE	CILINDRO AD AZOTO	KIT DI MANUTENZIONE	FLANGE	ADATTATORE DI CARICO
ESP PEDIDO	RESORTE DE GAS	KIT DE REPARACION	BRIDA	ADAPTADOR DE CARGA
POR PEDIDO	CILINDRO DE GAS	KIT DE MANUTENÇÃO	FLANGE	ADAPTADOR DE CARGA

CK 750 V1

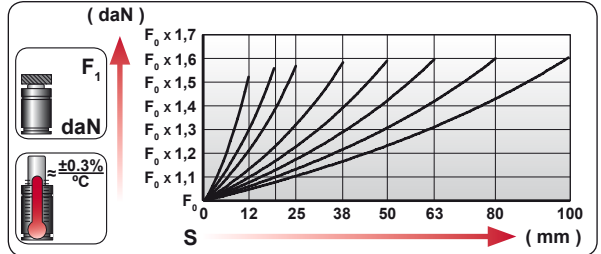
Low Profile



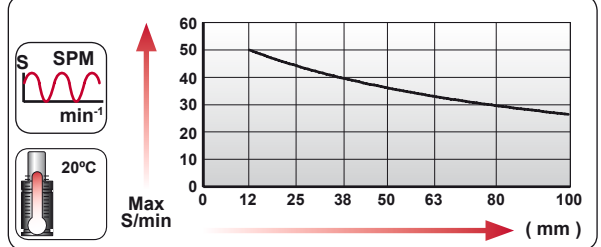
ORDER	S (mm)	L1 ±0,25 (mm)	L (mm)	Kg.
CK 750 012 V1	12	74	62	0.58
CK 750 019 V1	19	88	69	0.62
CK 750 025 V1	25	100	75	0.66
CK 750 038 V1	38	126	88	0.74
CK 750 050 V1	50	150	100	0.81
CK 750 063 V1	63	176	113	0.89
CK 750 080 V1	80	210	130	1.00
CK 750 100 V1	100	250	150	1.12



CODE					
		bar	psi		
CK 750 050 V1		150	2175	740	1180
CK-H 750 050 V1		0	0	---	---



	ENG ORDER DEU BESTELLUNG FRA COMMANDE ITA ORDINE ESP PEDIDO POR PEDIDO		
		daN	mm
		CK 750	50
		CK 750 050 V1	



N ₂	S _{max} < 90%	V _{max} 1,6 m/s	P _{min} (20°C)	P _{max} (20°C)	T _{min}	T _{max}	600 CP-

bar	psi	bar	psi	°C	°F	°C	°F
20	290	150	2175	0	32	80	176

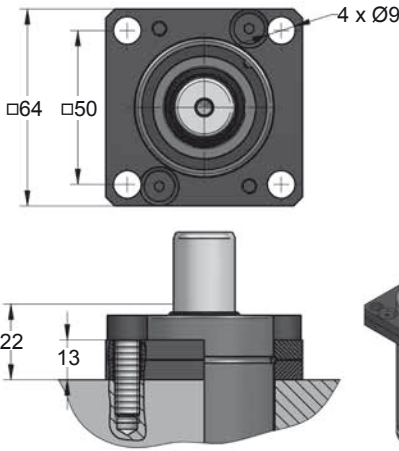


CK 750 V1 MOUNTS

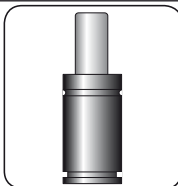
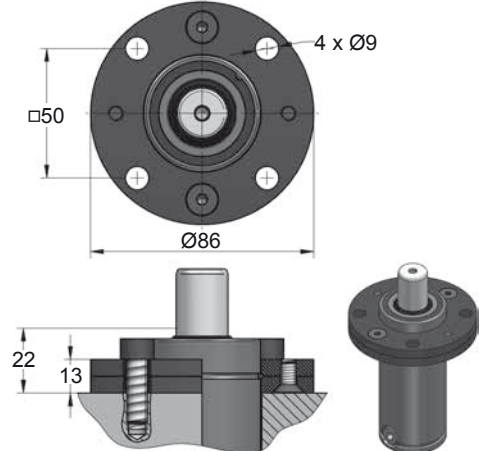
Low Profile

MODEL	×	CW 750 KZ 750	AS 700	CK 750 FD 500	CM 600 CD 700	APF 500	CPH 1250	×
SERIES	MINI	COMPACT HEIGHT	THREADED	LOW PROFILE	HEAVY DUTY	ISO	HEAVY LOAD	POWER COMPACT STROKE

A69-045

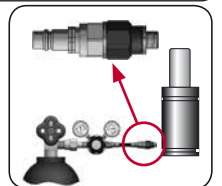
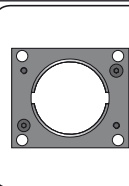


A74-045



SEAL
KIT S-XXXXXXX

CARTRIDGE
KIT C-XXXXXXX



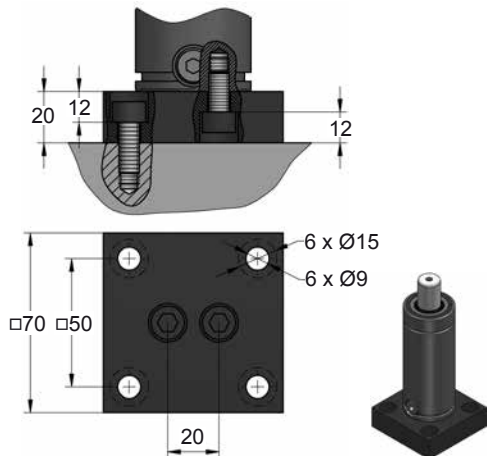
CODE	CK 750 050 V1	KIT S-XXXXXXX KIT C-XXXXXXX	A69-045	18 CG 1-Q
ENG ORDER	GAS SPRING	REPAIR KIT	FLANGE	CHARGING ADAPTER
DEU BESTELLUNG	GASDRUCKFEDER	ERSATZTEILSATZ	FLANSCHEN	LADEADAPTER
FRA COMMANDE	RESSORT À GAZ	KIT DE RÉPARATION	BRIDE	RACCORD DE CHARGE
ITA ORDINE	CILINDRO AD AZOTO	KIT DI MANUTENZIONE	FLANGE	ADATTATORE DI CARICO
ESP PEDIDO	RESORTE DE GAS	KIT DE REPARACION	BRIDA	ADAPTADOR DE CARGA
POR PEDIDO	CILINDRO DE GAS	KIT DE MANUTENÇÃO	FLANGE	ADAPTADOR DE CARGA

CK 750 V1 MOUNTS

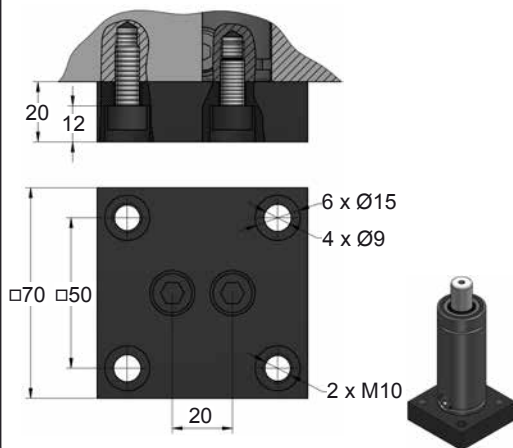
Low Profile

AZOL
GAS

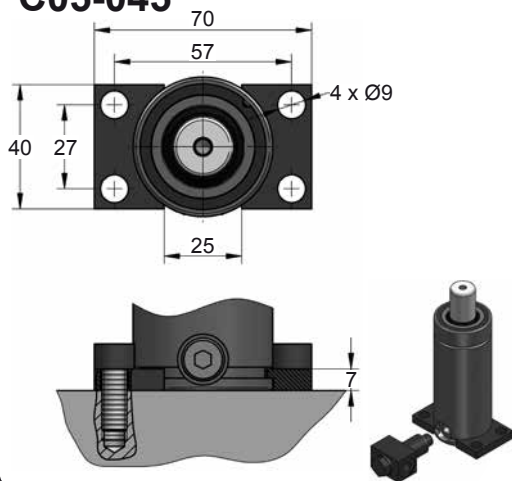
B21-045



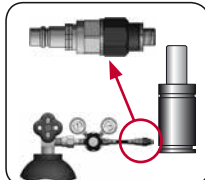
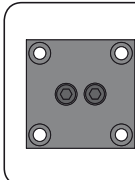
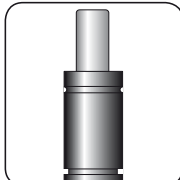
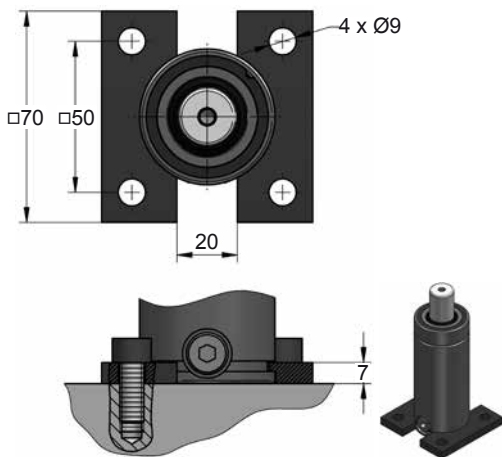
B76-045



C05-045



C20-045

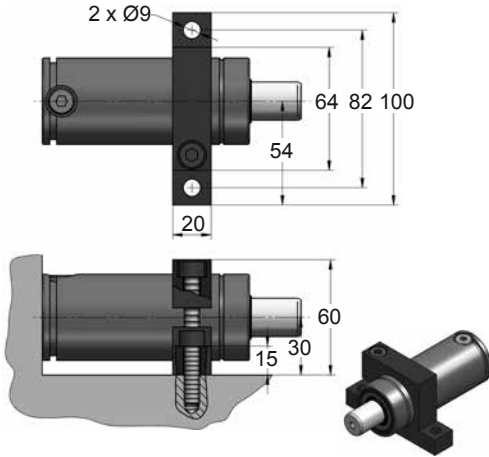


CODE	CK 750 050 V1	KIT S-XXXXXXX KIT C-XXXXXXX	B21-045	18 CG 1-Q
ENG	ORDER	GAS SPRING	FLANGE	CHARGING ADAPTER
DEU	BESTELLUNG	GASDRUCKFEDER	FLANSCH	LADEADAPTER
FRA	COMMANDE	RESSORT À GAZ	BRIDE	RACCORD DE CHARGE
ITA	ORDINE	CILINDRO AD AZOTO	FLANGE	ADATTATORE DI CARICO
ESP	PEDIDO	RESORTE DE GAS	BRIDA	ADAPTADOR DE CARGA
POR	PEDIDO	CILINDRO DE GÁS	FLANGE	ADAPTADOR DE CARGA

CK 750 V1 MOUNTS

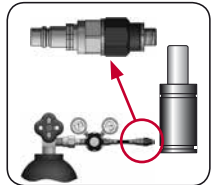
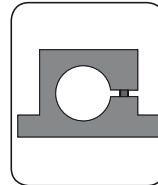
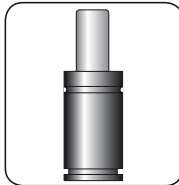


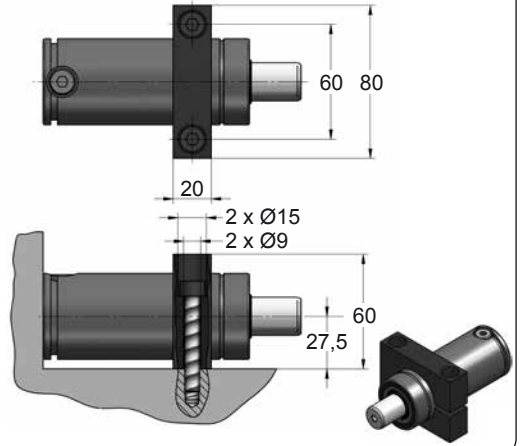
Low Profile

D02-045



D67-045

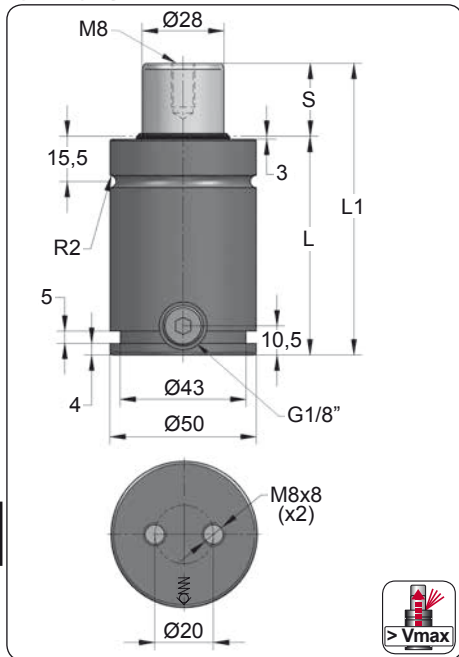
VDI



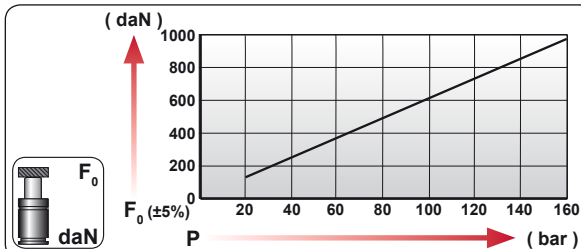
CODE	CK 750 050 V1	KIT S-XXXXXXX KIT C-XXXXXXX	D02-045	18 CG 1-Q
ENG ORDER	GAS SPRING	REPAIR KIT	FLANGE	CHARGING ADAPTER
DEU BESTELLUNG	GASDRUCKFEDER	ERSATZTEILSATZ	FLANSCHEN	LADEADAPTER
FRA COMMANDE	RESSORT À GAZ	KIT DE RÉPARATION	BRIDE	RACCORD DE CHARGE
ITA ORDINE	CILINDRO AD AZOTO	KIT DI MANUTENZIONE	FLANGE	ADATTATORE DI CARICO
ESP PEDIDO	RESORTE DE GAS	KIT DE REPARACION	BRIDA	ADAPTADOR DE CARGA
POR PEDIDO	CILINDRO DE GÁS	KIT DE MANUTENÇÃO	FLANGE	ADAPTADOR DE CARGA

CK 1000 V1

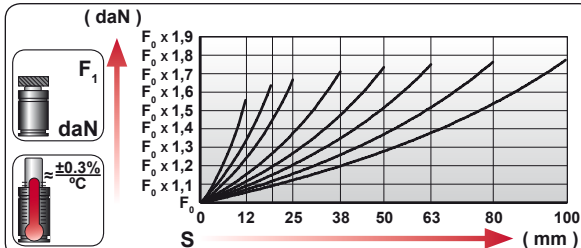
Low Profile



ORDER	S (mm)	L1 ±0,25 (mm)	L (mm)	Kg.
CK 1000 012 V1	12	74	62	0.71
CK 1000 019 V1	19	88	69	0.77
CK 1000 025 V1	25	100	75	0.82
CK 1000 038 V1	38	126	88	0.93
CK 1000 050 V1	50	150	100	1.03
CK 1000 063 V1	63	176	113	1.14
CK 1000 080 V1	80	210	130	1.28
CK 1000 100 V1	100	250	150	1.45



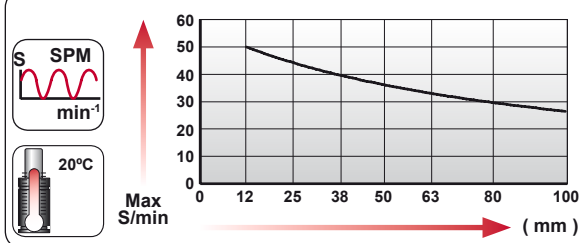
CODE					
		bar	psi		
CK 1000 050 V1		160	2320	985	1710
CK-H 1000 050 V1		0	0	---	---



	ENG ORDER DEU BESTELLUNG FRA COMMANDE ITA ORDINE ESP PEDIDO POR PEDIDO		
		daN	mm

CK 1000 50

CK 1000 050 V1



N ₂	S _{max} < 90%	V _{max} 1,6 m/s	P _{min} (20°C)	P _{max} (20°C)	T _{min}	T _{max}	600 CP-

bar	psi	bar	psi	°C	°F	°C	°F
20	290	160	2320	0	32	80	176

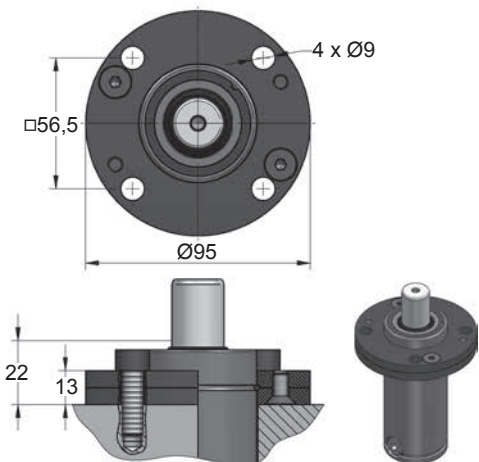


CK 1000 V1 MOUNTS

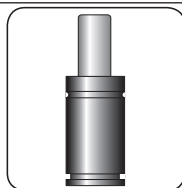

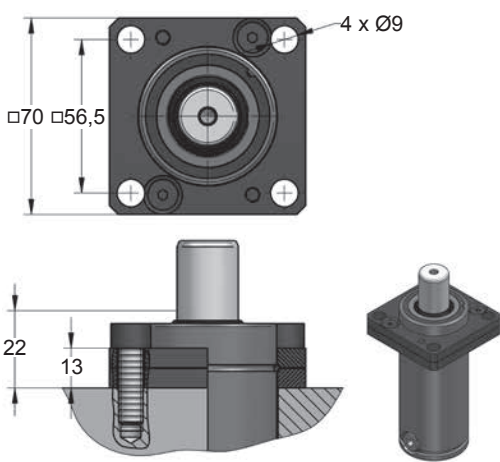
Low Profile

MODEL	X	CW 1000 KZ 1000	AS 1000	CT 1000 CK 1000 FD 750	GN 750 CM 1000 CD 1000	AG 750	CPH 1700 CP 2000	CS 1800
SERIES	MINI	COMPACT HEIGHT	THREADED	LOW PROFILE	HEAVY DUTY	ISO	HEAVY LOAD	POWER COMPACT STROKE

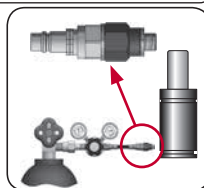
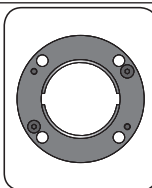
A14-050



A34-050



SEAL KIT S-XXXXXXX
CARTRIDGE KIT C-XXXXXXX



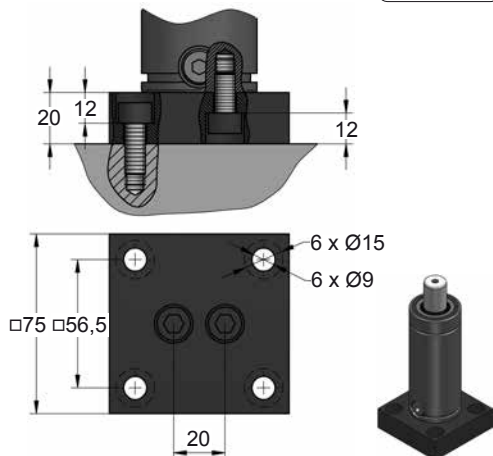
CODE	CK 1000 050 V1	KIT S-XXXXXXX KIT C-XXXXXXX	A14-050	18 CG 1-Q
ENG ORDER	GAS SPRING	REPAIR KIT	FLANGE	CHARGING ADAPTER
DEU BESTELLUNG	GASDRUCKFEDER	ERSATZTEILSATZ	FLANSCHEN	LADEADAPTER
FRA COMMANDE	RESSORT À GAZ	KIT DE RÉPARATION	BRIDE	RACCORD DE CHARGE
ITA ORDINE	CILINDRO AD AZOTO	KIT DI MANUTENZIONE	FLANGE	ADATTATORE DI CARICO
ESP PEDIDO	RESORTE DE GAS	KIT DE REPARACION	BRIDA	ADAPTADOR DE CARGA
POR PEDIDO	CILINDRO DE GÁS	KIT DE MANUTENÇÃO	FLANGE	ADAPTADOR DE CARGA

CK 1000 V1 MOUNTS

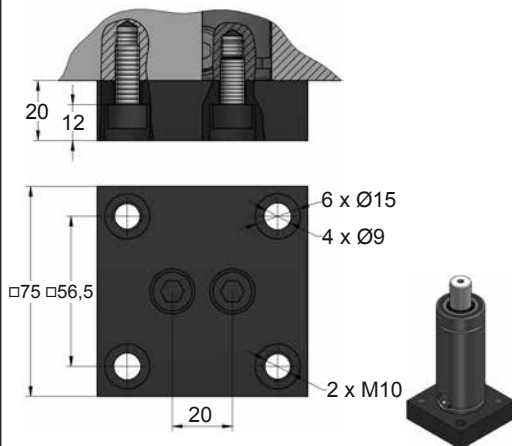
Low Profile

AZOL
GAS

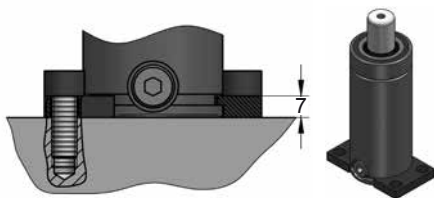
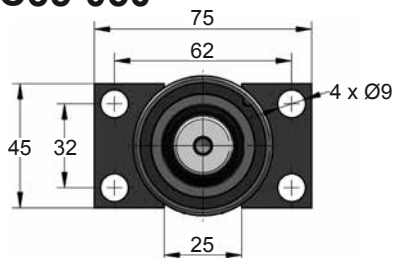
B21-050



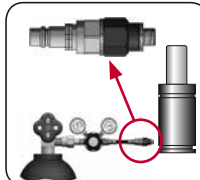
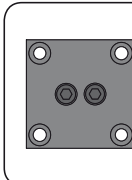
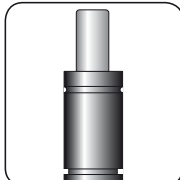
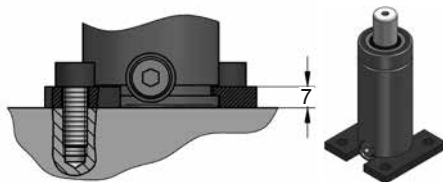
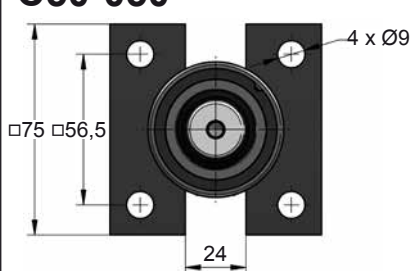
B76-050



C35-050



C50-050

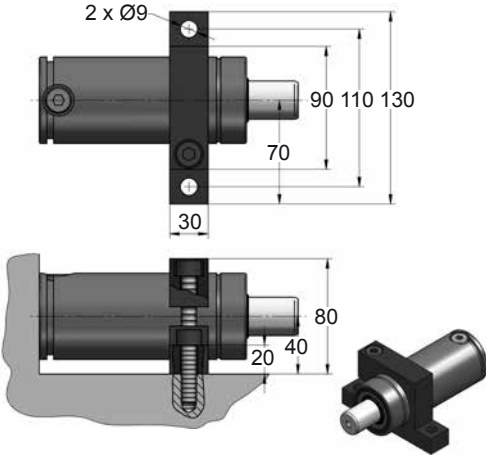


CODE	CK 1000 050 V1	KIT S-XXXXXXX KIT C-XXXXXXX	B21-050	18 CG 1-Q
ENG ORDER	GAS SPRING	REPAIR KIT	FLANGE	CHARGING ADAPTER
DEU BESTELLUNG	GASDRUCKFEDER	ERSATZTEILSATZ	FLANSCHEN	LADEADAPTER
FRA COMMANDE	RESSORT À GAZ	KIT DE RÉPARATION	BRIDE	RACCORD DE CHARGE
ITA ORDINE	CILINDRO AD AZOTO	KIT DI MANUTENZIONE	FLANGE	ADATTATORE DI CARICO
ESP PEDIDO	RESORTE DE GAS	KIT DE REPARACION	BRIDA	ADAPTADOR DE CARGA
POR PEDIDO	CILINDRO DE GÁS	KIT DE MANUTENÇÃO	FLANGE	ADAPTADOR DE CARGA

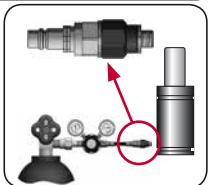
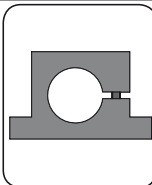
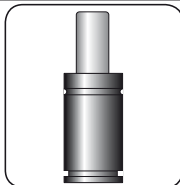


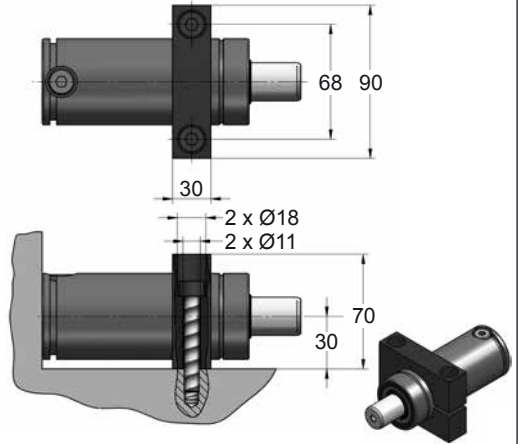
CK 1000 V1 MOUNTS

Low Profile

D02-050



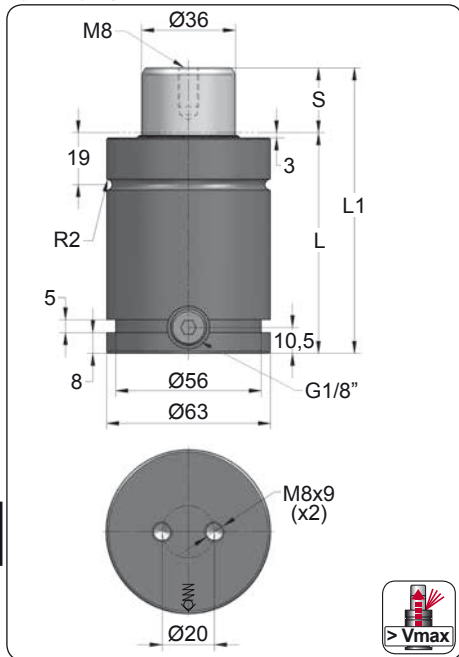
D67-050



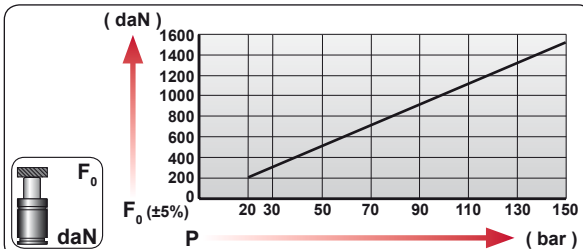
CODE	CK 1000 050 V1	KIT S-XXXXXXX KIT C-XXXXXXX	D02-050	18 CG 1-Q
ENG ORDER	GAS SPRING	REPAIR KIT	FLANGE	CHARGING ADAPTER
DEU BESTELLUNG	GASDRUCKFEDER	ERSATZTEILSATZ	FLANSCHEN	LADEADAPTER
FRA COMMANDE	RESSORT À GAZ	KIT DE RÉPARATION	BRIDE	RACCORD DE CHARGE
ITA ORDINE	CILINDRO AD AZOTO	KIT DI MANUTENZIONE	FLANGE	ADATTATORE DI CARICO
ESP PEDIDO	RESORTE DE GAS	KIT DE REPARACION	BRIDA	ADAPTADOR DE CARGA
POR PEDIDO	CILINDRO DE GÁS	KIT DE MANUTENÇÃO	FLANGE	ADAPTADOR DE CARGA

CK 1500 V2

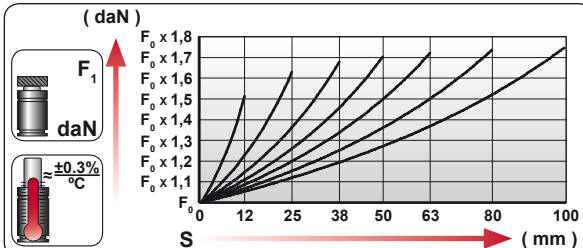
Low Profile



ORDER	S (mm)	L1 ±0,25 (mm)	L (mm)	Kg.
CK 1500 012 V2	12	84	72	1.28
CK 1500 025 V2	25	110	85	1.44
CK 1500 038 V2	38	136	98	1.61
CK 1500 050 V2	50	160	110	1.77
CK 1500 063 V2	63	186	123	1.93
CK 1500 080 V2	80	220	140	2.15
CK 1500 100 V2	100	260	160	2.41



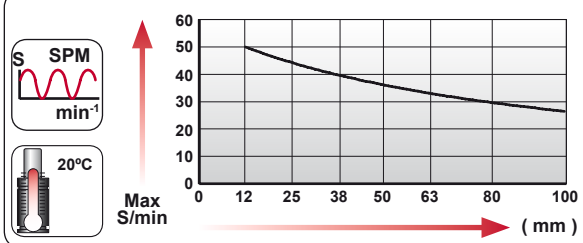
CODE				
		bar psi	daN	daN
CK 1500 050 V2		150 2175	1530	2605
CK-H 1500 050 V2		0 0	---	---



ENG ORDER
 DEU BESTELLUNG
 FRA COMMANDE
 ITA ORDINE
 ESP PEDIDO
 POR PEDIDO

F₀ daN
S mm

CK 1500 50
CK 1500 050 V2





















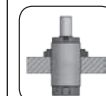
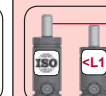






	S_{max} < 90%	V_{max} 1,6 m/s	P_{min} (20°C)	P_{max} (20°C)	T_{min}	T_{max}	
--	---------------------------------	--------------------------------	-------------------------------	-------------------------------	------------------------	------------------------	--

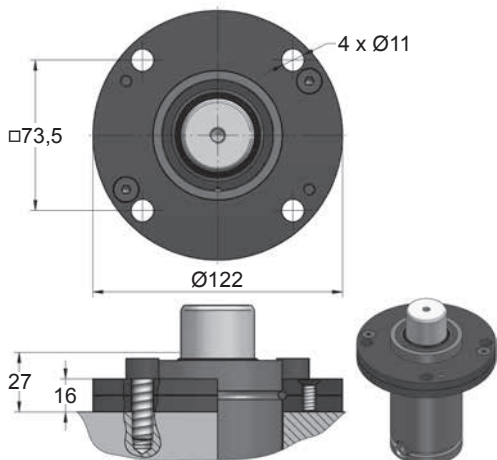
N ₂	S _{max} < 90%	V _{max} 1,6 m/s	bar psi	bar psi	°C °F	°C °F	600 CP-
			20 290	150 2175	0 32	80 176	

CK 1500 V2 MOUNTS

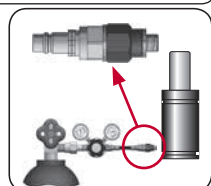
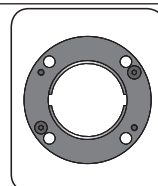
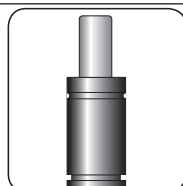

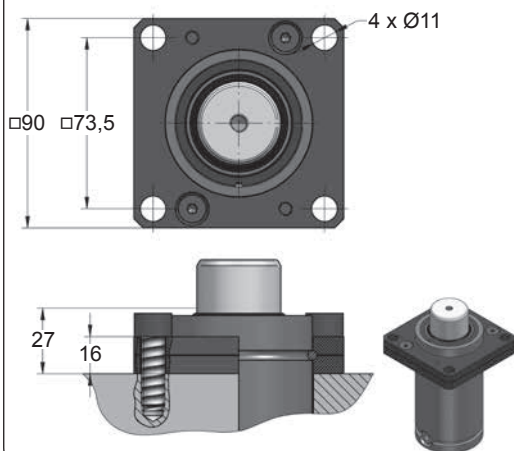
Low Profile

								
								
								
MODEL	X CW 1500 KZ 1500	X	CT 1500 CK 1500	CM 1500 CD 1500	X	CPH 2800 CP 3000	CS 3000	
SERIES	MINI 	COMPACT HEIGHT 	THREADED 	LOW PROFILE 	HEAVY DUTY 	ISO 	HEAVY LOAD 	POWER COMPACT STROKE 

A14-063



A39-063

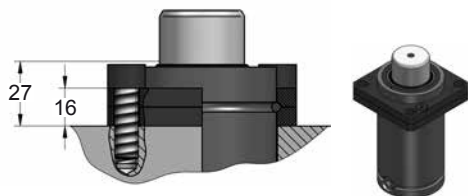
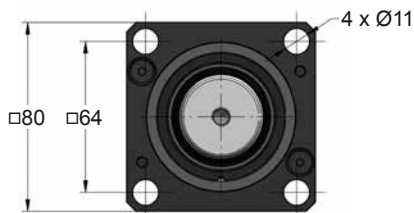


CODE	CK 1500 050 V2	KIT S-XXXXXXX KIT C-XXXXXXX	A14-063	18 CG 1-Q
ENG ORDER	GAS SPRING	REPAIR KIT	FLANGE	CHARGING ADAPTER
DEU BESTELLUNG	GASDRUCKFEDER	ERSATZTEILSATZ	FLANSCHEN	LADEADAPTER
FRA COMMANDE	RESSORT À GAZ	KIT DE RÉPARATION	BRIDE	RACCORD DE CHARGE
ITA ORDINE	CILINDRO AD AZOTO	KIT DI MANUTENZIONE	FLANGE	ADATTATORE DI CARICO
ESP PEDIDO	RESORTE DE GAS	KIT DE REPARACION	BRIDA	ADAPTADOR DE CARGA
POR PEDIDO	CILINDRO DE GÁS	KIT DE MANUTENÇÃO	FLANGE	ADAPTADOR DE CARGA

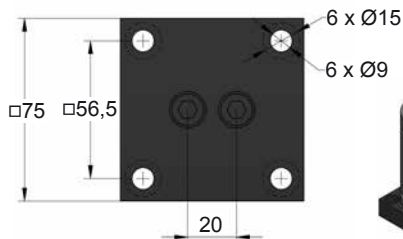
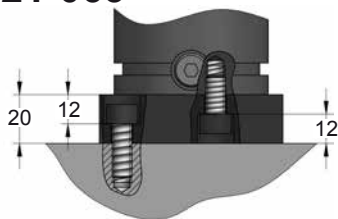
CK 1500 V2 MOUNTS

Low Profile

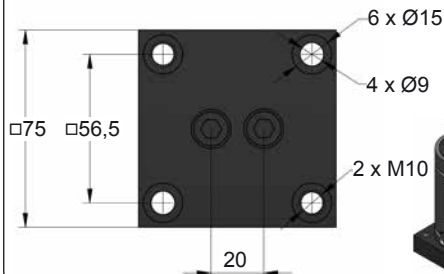
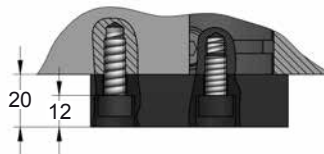
A69-063

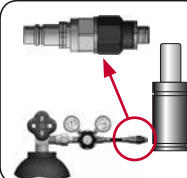
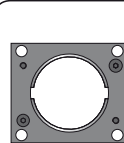


B21-063



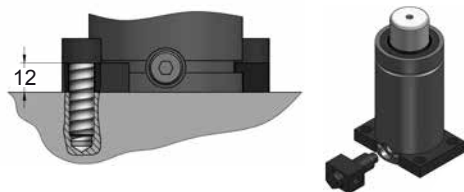
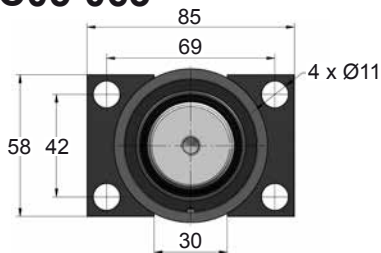
B76-063


SEAL
KIT S-XXXXXXX

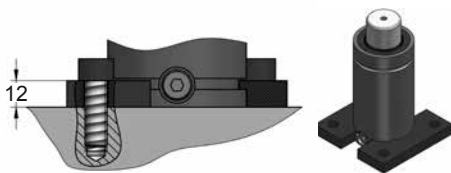
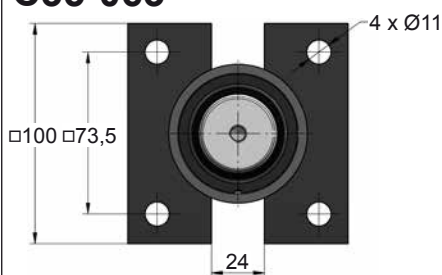
CARTRIDGE
KIT C-XXXXXXX


CODE	CK 1500 050 V2	KIT S-XXXXXXX KIT C-XXXXXXX	A69-063	18 CG 1-Q
ENG	ORDER	GAS SPRING	REPAIR KIT	FLANGE
DEU	BESTELLUNG	GASDRUCKFEDER	ERSATZTEILSATZ	FLANSCHEN
FRA	COMMANDE	RESSORT À GAZ	KIT DE RÉPARATION	BRIDE
ITA	ORDINE	CILINDRO AD AZOTO	KIT DI MANUTENZIONE	FLANGE
ESP	PEDIDO	RESORTE DE GAS	KIT DE REPARACION	BRIDA
POR	PEDIDO	CILINDRO DE GÁS	KIT DE MANUTENÇÃO	FLANGE
				CHARGING ADAPTER
				LADEADAPTER
				RACCORD DE CHARGE
				ADATTATORE DI CARICO
				ADAPTADOR DE CARGA
				ADAPTADOR DE CARGA

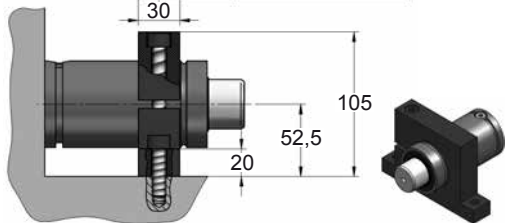
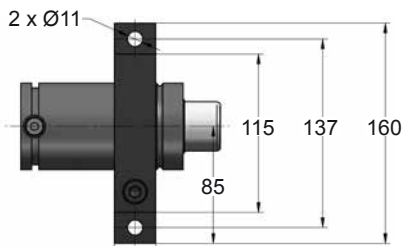
C05-063



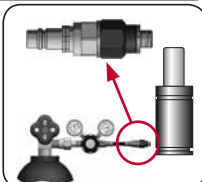
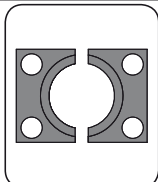
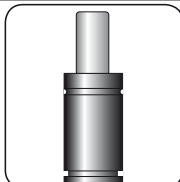
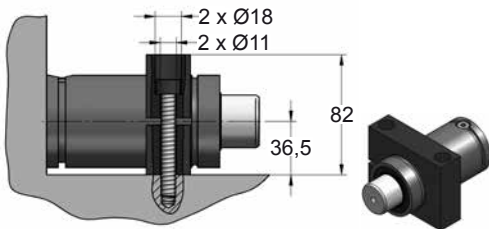
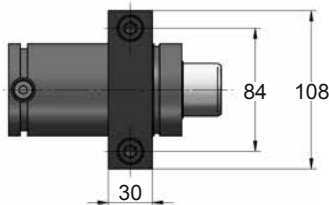
C35-063



D02-063



D67-063

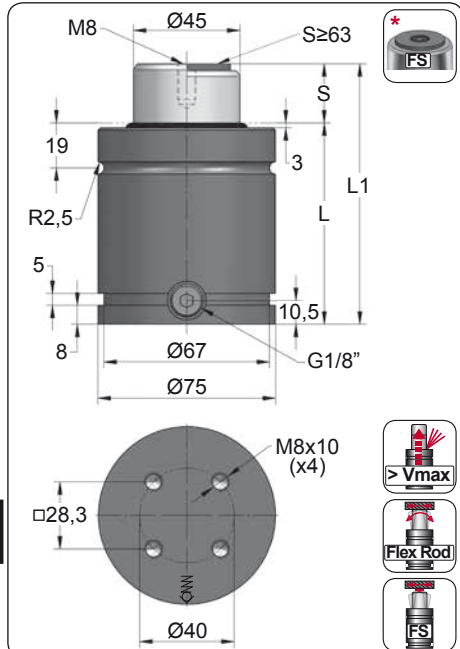


CODE	CK 1500 050 V2	KIT S-XXXXXXX KIT C-XXXXXXX	C05-063	18 CG 1-Q
ENG ORDER	GAS SPRING	REPAIR KIT	FLANGE	CHARGING ADAPTER
DEU BESTELLUNG	GASDRUCKFEDER	ERSATZTEILSATZ	FLANSCHEN	LADEADAPTER
FRA COMMANDE	RESSORT À GAZ	KIT DE RÉPARATION	BRIDE	RACCORD DE CHARGE
ITA ORDINE	CILINDRO AD AZOTO	KIT DI MANUTENZIONE	FLANGE	ADATTATORE DI CARICO
ESP PEDIDO	RESORTE DE GAS	KIT DE REPARACION	BRIDA	ADAPTADOR DE CARGA
POR PEDIDO	CILINDRO DE GÁS	KIT DE MANUTENÇÃO	FLANGE	ADAPTADOR DE CARGA

CK 2500 V1

Low Profile

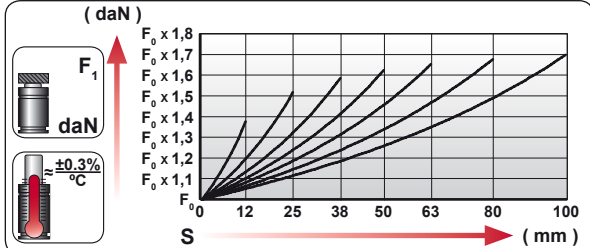
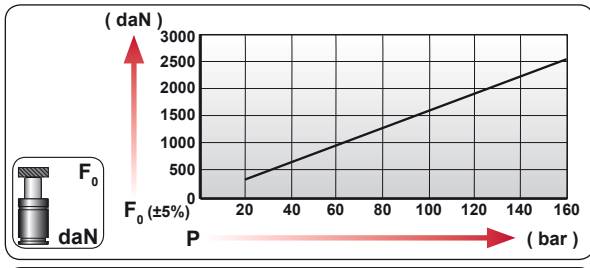




ORDER	S (mm)	L1 ±0,25 (mm)	L (mm)	Kg.
CK 2500 012 V1	12	84	72	1.82
CK 2500 025 V1	25	110	85	2.05
CK 2500 038 V1	38	136	98	2.27
CK 2500 050 V1	50	160	110	2.48
CK 2500 063 V1 *	63	186	123	2.70
CK 2500 080 V1 *	80	220	140	2.99
CK 2500 100 V1 *	100	260	160	3.33



CODE					
		bar	psi		
CK 2500 050 V1		160	2320	2545	4135
CK-H 2500 050 V1		0	0	---	---

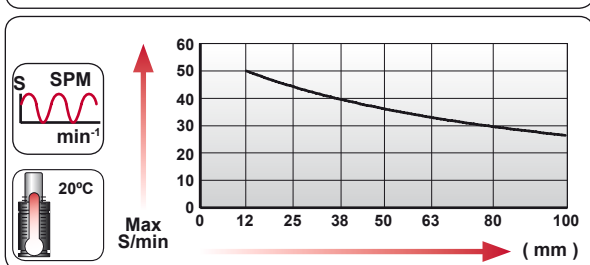


ENG	ORDER
DEU	BESTELLUNG
FRA	COMMANDE
ITA	ORDINE
ESP	PEDIDO
POR	PEDIDO

F₀ daN **S** mm

CK 2500 50

CK 2500 050 V1



	S_{max} < 90%	V_{max} 1,6 m/s	P_{min} (20°C)	P_{max} (20°C)	T_{min}	T_{max}	600 CP-
--	---------------------------------	--------------------------------	-------------------------------	-------------------------------	------------------------	------------------------	----------------

N ₂	S _{max} < 90%	V _{max} 1,6 m/s	bar psi	bar psi	°C °F	°C °F	600 CP-
			20 290	160 2320	0 32	80 176	

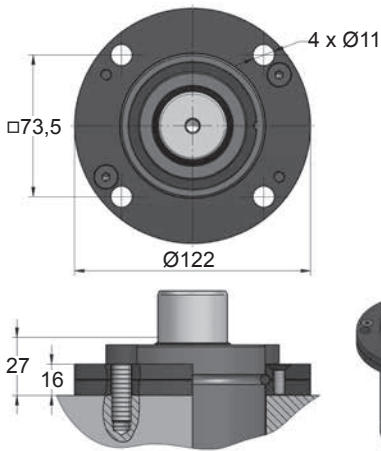


CK 2500 V1 MOUNTS

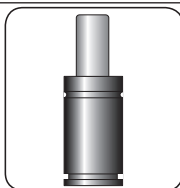
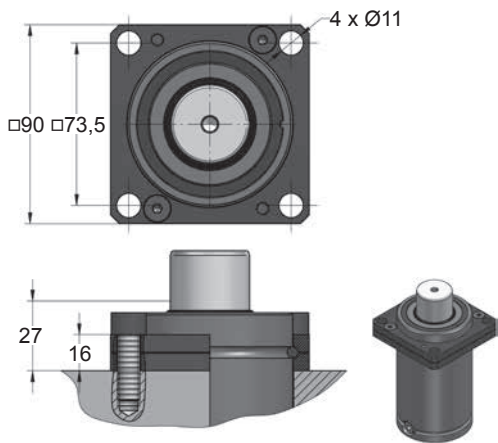
Low Profile

MODEL	X	CW 2400 KZ 2400	X	CT 2500 CK 2500 FD 1500		GN 1500 CM 2500 CD 2400		AG 1500		CPH 4300 CP 5000		CS 4700
SERIES	MINI	COMPACT HEIGHT	THREADED	LOW PROFILE		HEAVY DUTY		ISO		HEAVY LOAD		POWER COMPACT STROKE

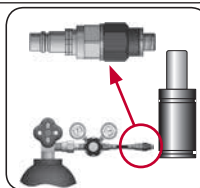
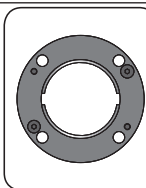
A14-075



A34-075



SEAL KIT S-XXXXXXX
CARTRIDGE KIT C-XXXXXXX



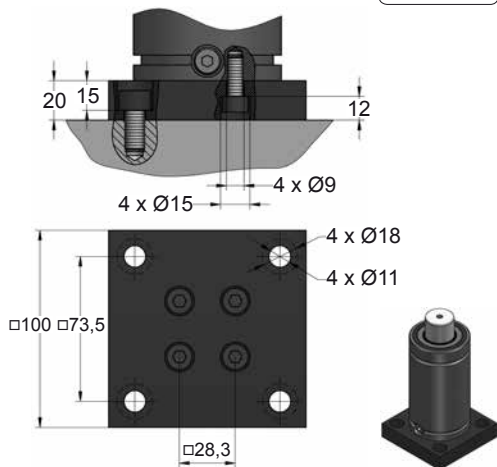
CODE	CK 2500 050 V1	KIT S-XXXXXXX KIT C-XXXXXXX	A14-075	18 CG 1-Q
ENG ORDER	GAS SPRING	REPAIR KIT	FLANGE	CHARGING ADAPTER
DEU BESTELLUNG	GASDRUCKFEDER	ERSATZTEILSATZ	FLANSCHEN	LADEADAPTER
FRA COMMANDE	RESSORT À GAZ	KIT DE RÉPARATION	BRIDE	RACCORD DE CHARGE
ITA ORDINE	CILINDRO AD AZOTO	KIT DI MANUTENZIONE	FLANGE	ADATTATORE DI CARICO
ESP PEDIDO	RESORTE DE GAS	KIT DE REPARACION	BRIDA	ADAPTADOR DE CARGA
POR PEDIDO	CILINDRO DE GÁS	KIT DE MANUTENÇÃO	FLANGE	ADAPTADOR DE CARGA

CK 2500 V1 MOUNTS

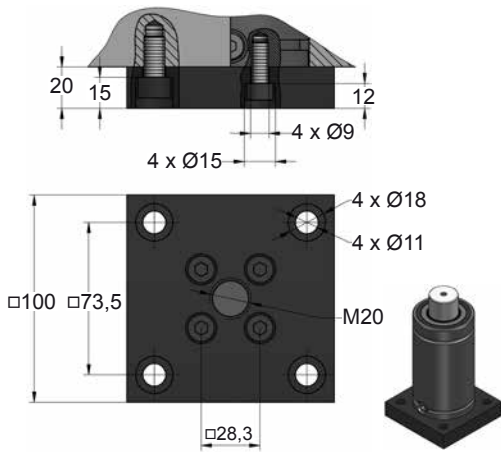
Low Profile

AZOL
GAS

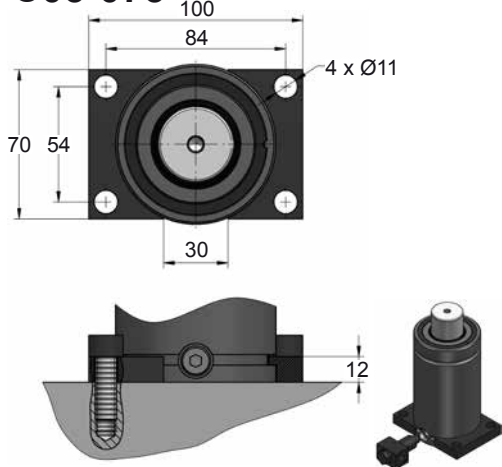
B21-075

 EM24.54.700/F


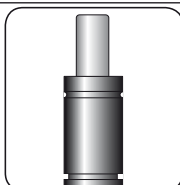
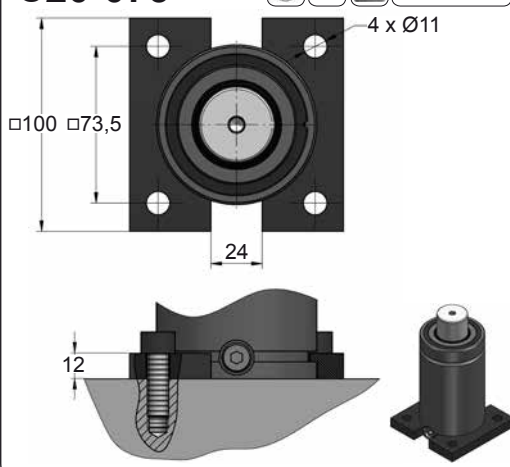
B76-075

   E24.54.815.G
EM24.54.700/F


C05-075



C20-075

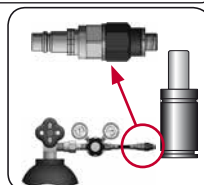
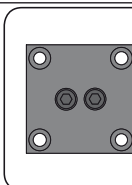
    E24.54.815.G
EM24.54.700/F


SEAL

KIT S-XXXXXXX

CARTRIDGE

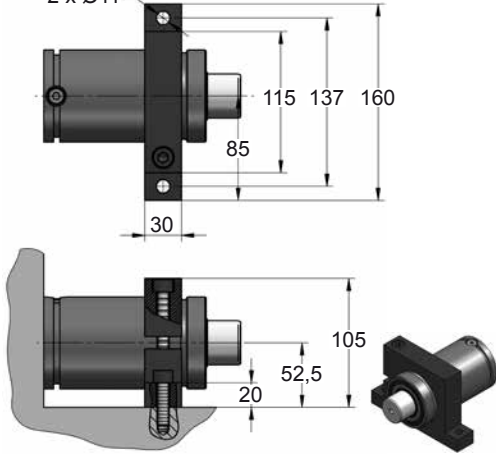
KIT C-XXXXXXX



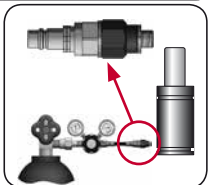
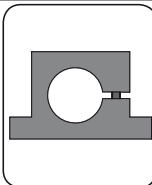
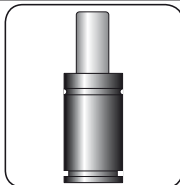


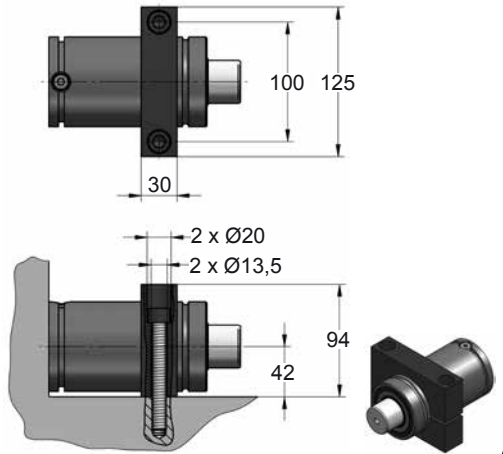
CODE	CK 2500 050 V1	KIT S-XXXXXXX KIT C-XXXXXXX	B21-075	18 CG 1-Q
ENG ORDER	GAS SPRING	REPAIR KIT	FLANGE	CHARGING ADAPTER
DEU BESTELLUNG	GASDRUCKFEDER	ERSATZTEILSATZ	FLANSCHEN	LADEADAPTER
FRA COMMANDE	RESSORT À GAZ	KIT DE RÉPARATION	BRIDE	RACCORD DE CHARGE
ITA ORDINE	CILINDRO AD AZOTO	KIT DI MANUTENZIONE	FLANGE	ADATTATORE DI CARICO
ESP PEDIDO	RESORTE DE GAS	KIT DE REPARACION	BRIDA	ADAPTADOR DE CARGA
POR PEDIDO	CILINDRO DE GÁS	KIT DE MANUTENÇÃO	FLANGE	ADAPTADOR DE CARGA

D02-075

2 x Ø11



D67-075

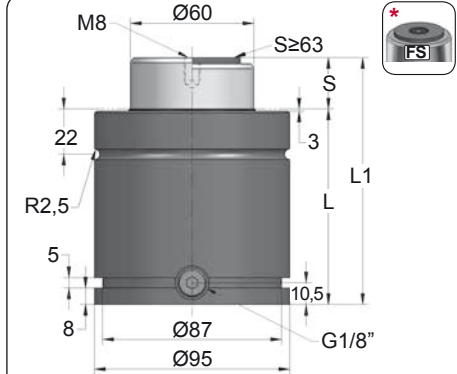


CODE	CK 2500 050 V1	KIT S-XXXXXXX KIT C-XXXXXXX	D02-075	18 CG 1-Q
ENG ORDER	GAS SPRING	REPAIR KIT	FLANGE	CHARGING ADAPTER
DEU BESTELLUNG	GASDRUCKFEDER	ERSATZTEILSATZ	FLANSCHEN	LADEADAPTER
FRA COMMANDE	RESSORT À GAZ	KIT DE RÉPARATION	BRIDE	RACCORD DE CHARGE
ITA ORDINE	CILINDRO AD AZOTO	KIT DI MANUTENZIONE	FLANGE	ADATTATORE DI CARICO
ESP PEDIDO	RESORTE DE GAS	KIT DE REPARACION	BRIDA	ADAPTADOR DE CARGA
POR PEDIDO	CILINDRO DE GÁS	KIT DE MANUTENÇÃO	FLANGE	ADAPTADOR DE CARGA

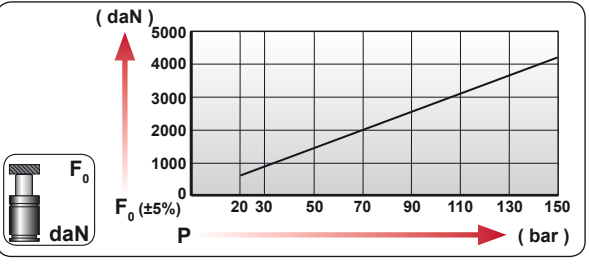
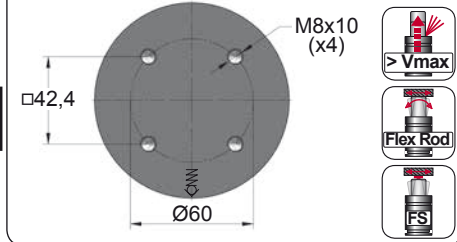
CK 4000 V1

Low Profile

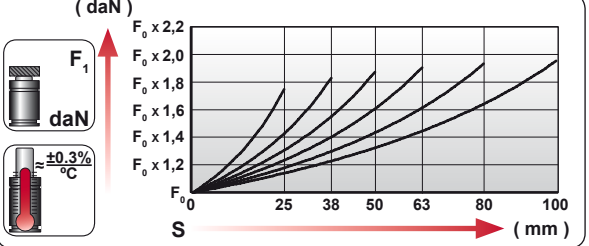




ORDER	S (mm)	L1 ±0,25 (mm)	L (mm)	Kg.
CK 4000 025 V1	25	120	95	3.52
CK 4000 038 V1	38	146	108	3.89
CK 4000 050 V1	50	170	120	4.23
CK 4000 063 V1 *	63	196	133	4.60
CK 4000 080 V1 *	80	230	150	5.09
CK 4000 100 V1 *	100	270	170	5.66



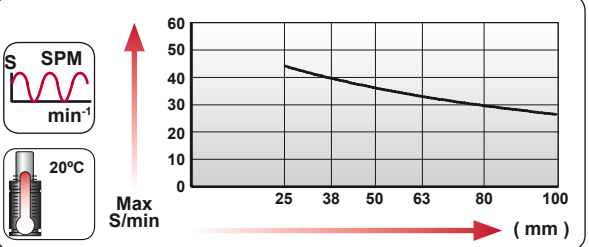
CODE	Pressure (bar)	Pressure (psi)	Force F ₀ (daN)	Force F ₁ (daN)
CK 4000 050 V1	140	2030	3960	7415
CK-H 4000 050 V1	0	0	---	---



ENG ORDER
 DEU BESTELLUNG
 FRA COMMANDE
 ITA ORDINE
 ESP PEDIDO
 POR PEDIDO

F₀ daN
 S mm

CK 4000 50
CK 4000 050 V1



--	--	--	--	--	--	--	--

N ₂	Smax < 90%	Vmax 1,6 m/s	bar psi	bar psi	°C °F	°C °F	600 CP-
			20 290	150 2175	0 32	80 176	

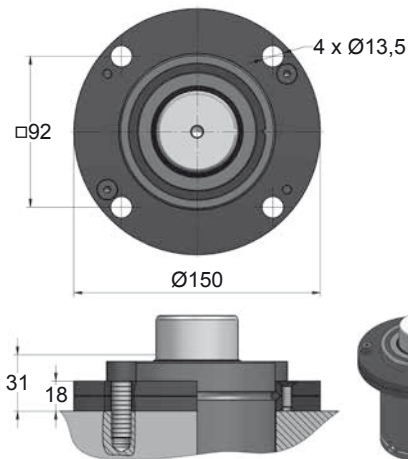


CK 4000 V1 MOUNTS

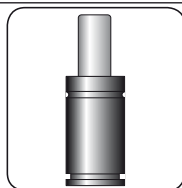
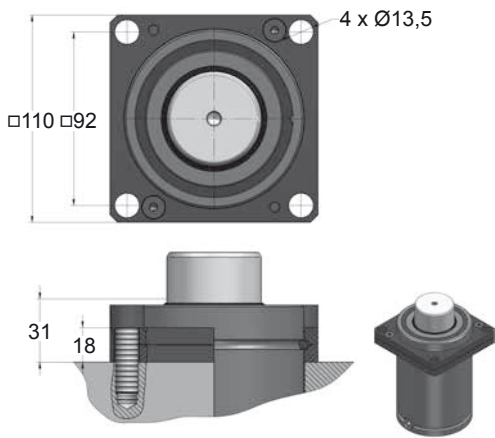
Low Profile

s mm Ø mm L1 mm	50 Ø95 L1=158 L1=162	50 Ø95 L1=170 L1=170	50 Ø95 L1=195 L1=205 L1=220	50 Ø95 L1=220	50 Ø95 L1=215	50 Ø95 L1=255		
MODEL	✗ CW 4200 KZ 4200	✗	CK 4000 FD 3000	GN 3000 CM 4000 CD 4200	AG 3000	CP 8000	CS 7500	
SERIES	MINI 	COMPACT HEIGHT 	THREADED 	LOW PROFILE 	HEAVY DUTY 	ISO 	HEAVY LOAD 	POWER COMPACT STROKE

A14-095


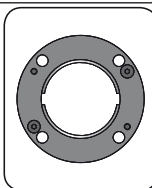


A34-095



SEAL
KIT S-XXXXXXX

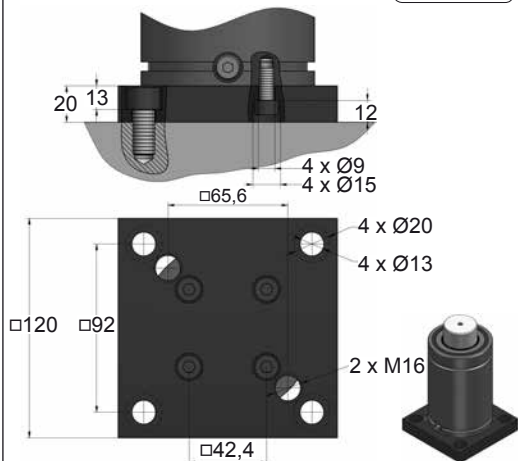
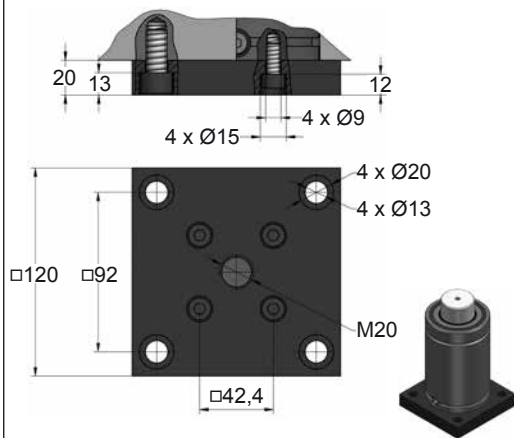
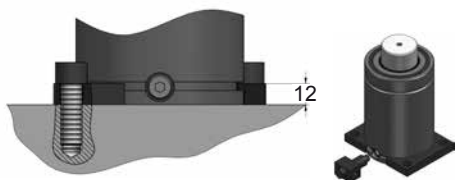
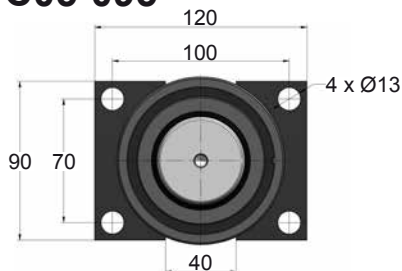
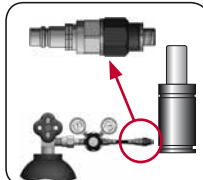
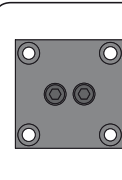
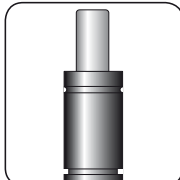
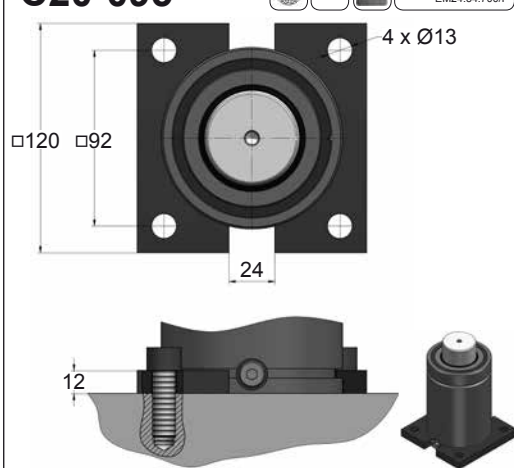
CARTRIDGE
KIT C-XXXXXXX



CODE	CK 4000 050 V1	KIT S-XXXXXXX KIT C-XXXXXXX	A14-095	18 CG 1-Q
ENG ORDER	GAS SPRING	REPAIR KIT	FLANGE	CHARGING ADAPTER
DEU BESTELLUNG	GASDRUCKFEDER	ERSATZTEILSATZ	FLANSCHEN	LADEADAPTER
FRA COMMANDE	RESSORT À GAZ	KIT DE RÉPARATION	BRIDE	RACCORD DE CHARGE
ITA ORDINE	CILINDRO AD AZOTO	KIT DI MANUTENZIONE	FLANGE	ADATTATORE DI CARICO
ESP PEDIDO	RESORTE DE GAS	KIT DE REPARACION	BRIDA	ADAPTADOR DE CARGA
POR PEDIDO	CILINDRO DE GÁS	KIT DE MANUTENÇÃO	FLANGE	ADAPTADOR DE CARGA

CK 4000 V1 MOUNTS**AZOL
GAS**

Low Profile

B21-095
 EM24.54.700/F
**B76-095**
   EM24.54.700/F
**C05-095****C20-095**
    E24.54.815.G
EM24.54.700/F


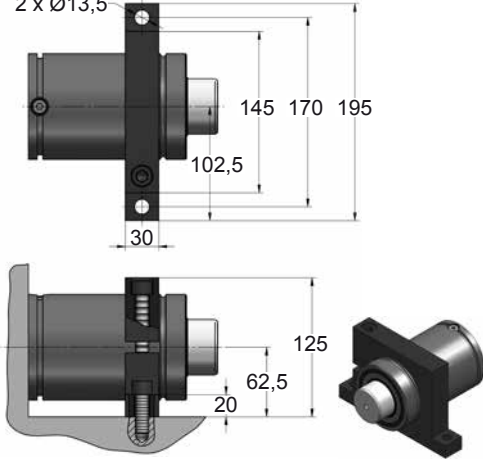
CODE	CK 4000 050 V1	KIT S-XXXXXXX KIT C-XXXXXXX	B21-095	18 CG 1-Q
ENG ORDER	GAS SPRING	REPAIR KIT	FLANGE	CHARGING ADAPTER
DEU BESTELLUNG	GASDRUCKFEDER	ERSATZTEILSATZ	FLANSCHEN	LADEADAPTER
FRA COMMANDE	RESSORT À GAZ	KIT DE RÉPARATION	BRIDE	RACCORD DE CHARGE
ITA ORDINE	CILINDRO AD AZOTO	KIT DI MANUTENZIONE	FLANGE	ADATTATORE DI CARICO
ESP PEDIDO	RESORTE DE GAS	KIT DE REPARACION	BRIDA	ADAPTADOR DE CARGA
POR PEDIDO	CILINDRO DE GÁS	KIT DE MANUTENÇÃO	FLANGE	ADAPTADOR DE CARGA

CK 4000 V1 MOUNTS

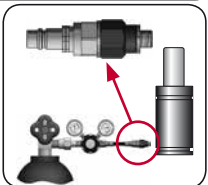
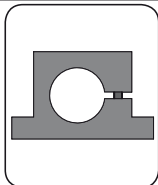




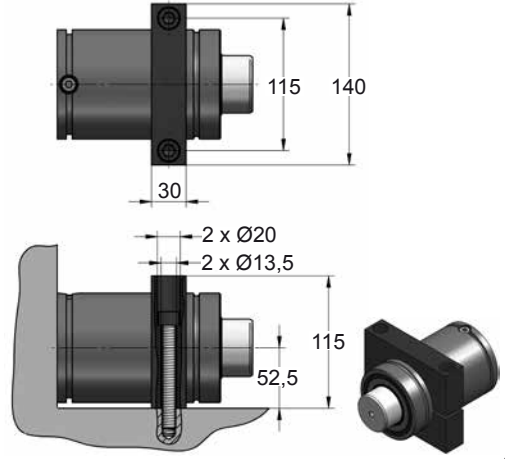
Low Profile

D02-095

2 x Ø13,5



D67-095



CODE	CK 4000 050 V1	KIT S-XXXXXXX KIT C-XXXXXXX	D02-095	18 CG 1-Q
ENG ORDER	GAS SPRING	REPAIR KIT	FLANGE	CHARGING ADAPTER
DEU BESTELLUNG	GASDRUCKFEDER	ERSATZTEILSATZ	FLANSCHEN	LADEADAPTER
FRA COMMANDE	RESSORT À GAZ	KIT DE RÉPARATION	BRIDE	RACCORD DE CHARGE
ITA ORDINE	CILINDRO AD AZOTO	KIT DI MANUTENZIONE	FLANGE	ADATTATORE DI CARICO
ESP PEDIDO	RESORTE DE GAS	KIT DE REPARACION	BRIDA	ADAPTADOR DE CARGA
POR PEDIDO	CILINDRO DE GÁS	KIT DE MANUTENÇÃO	FLANGE	ADAPTADOR DE CARGA





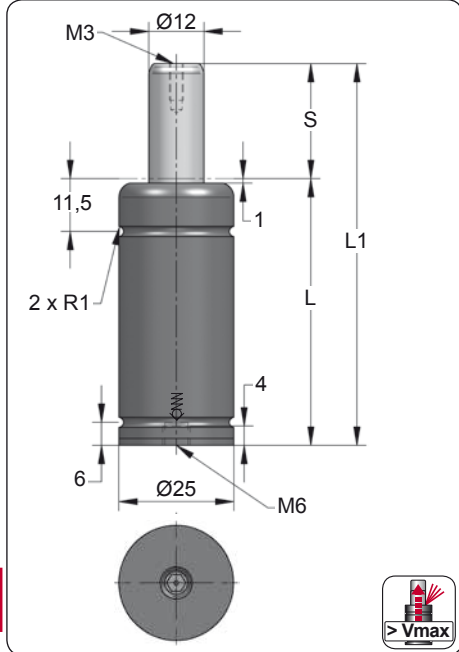
CT LOW PROFILE SMALL

MODEL	F ₀	Ø	S	L1	Pmax	Charge Port		
CT 200 V1	200	Ø25	7 - 80	47 - 193	180	M6	✗	✗
CT 300 V1	300	Ø32	5 - 100	47 - 237	150	M6	✗	✗
CT 550 V1	550	Ø38	12 - 125	56 - 282	150	M6	✓	✓
CT 750	750	Ø50	12 - 125	62 - 288	160	M6	✓	✓
CTN 750	750	Ø50	10 - 125	68 - 298	160	G1/8"	✓	✓
CT 1000	1000	Ø50	10 - 125	58 - 288	160	M6	✓	✓
CTN 1000	1000	Ø50	10 - 125	68 - 298	160	G1/8"	✓	✓
CT 1500	1500	Ø63	12 - 125	76 - 302	150	M6	✓	✓
CTN 1500	1500	Ø63	12 - 125	86 - 312	150	G1/8"	✓	✓
CT 2500	2500	Ø75	12 - 200	78 - 454	150	M6	✓	✓
CTN 2500	2500	Ø75	12 - 200	88 - 464	150	G1/8"	✓	✓
CT 3000	3000	Ø75	12 - 200	78 - 454	150	M6	✓	✓
CTN 3000	3000	Ø75	12 - 200	88 - 464	150	G1/8"	✓	✓
CT 5000	5000	Ø105	12 - 200	84 - 460	150	M6	✓	✓
CTN 5000	5000	Ø105	12 - 200	94 - 470	150	G1/8"	✓	✓

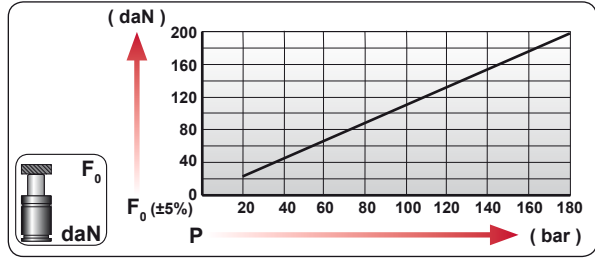
		50	50	50	50	50	50	50
	mm							
	mm	Ø50	Ø50	Ø50	Ø50	Ø50	Ø50	Ø50
	mm	L1=138 L1=152	L1=138	L1=138 L1=150 L1=150	L1=170 L1=185 L1=195	L1=195	L1=165 L1=175	L1=220
	daN	1000 1000	1000	1000 1000 750	750 1000 1000	750	1700 2000	1800
MODEL	✗	CW 1000 KZ 1000	AS 1000	CT 1000 CK 1000 FD 750	GN 750 CM 1000 CD 1000	AG 750	CPH 1700 CP 2000	CS 1800
SERIES	MINI	COMPACT HEIGHT	THREADED	LOW PROFILE	HEAVY DUTY	ISO	HEAVY LOAD	POWER COMPACT STROKE

CT 200 V1

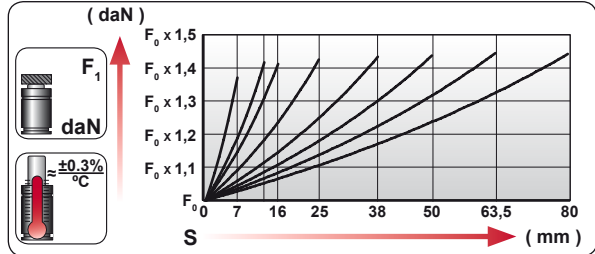
Low Profile



CODE	S (mm)	L1 ±0,25 (mm)	L (mm)	Kg.
CT 200 007 V1	7	47	40	0.11
CT 200 012 V1	12.7	58.4	45.7	0.29
CT 200 016 V1	16	65	49	0.13
CT 200 025 V1	25	83	58	0.35
CT 200 038 V1	38	109	71	0.41
CT 200 050 V1	50	133	83	0.46
CT 200 063 V1	63.5	160	96.5	0.52
CT 200 080 V1	80	193	113	0.60



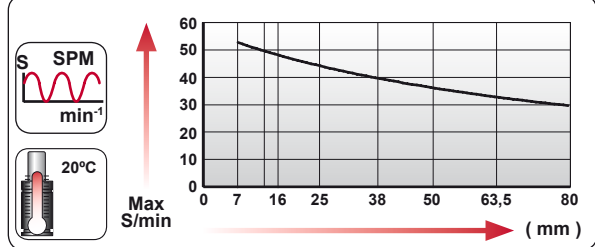
CODE	Pressure (bar)	Pressure (psi)	F ₀ (daN)	F ₁ (daN)
CT 200 050 V1	180	2610	200	295
-----	---	---	---	---



ENG ORDER
 DEU BESTELLUNG
 FRA COMMANDE
 ITA ORDINE
 ESP PEDIDO
 POR PEDIDO

F₀ daN
 S mm

CT 200 50
CT 200 050 V1



S_{max} < 100%

V

P_{min} (20°C)

P_{max} (20°C)

T_{min}

T_{max}

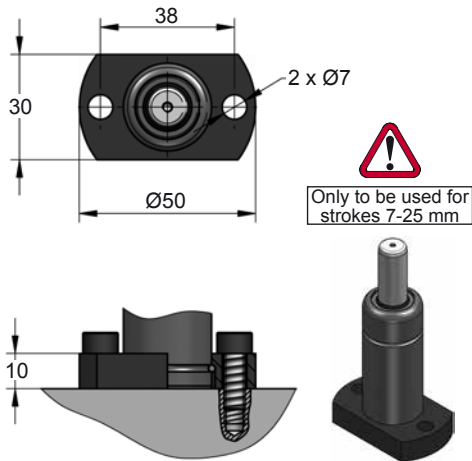
N ₂	S _{max} < 90%	V _{max} 1,6 m/s	bar psi	bar psi	°C °F	°C °F	X
			20 290	180 2610	0 32	80 176	



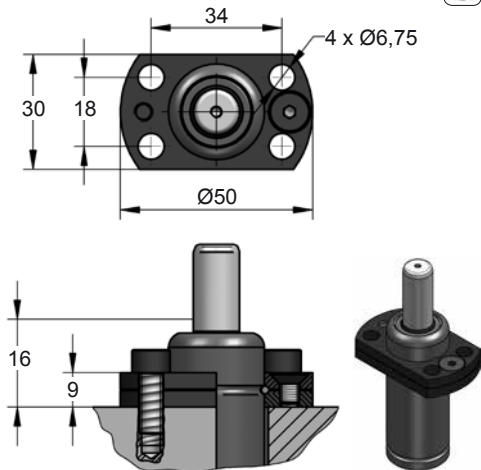
CT 200 V1 MOUNTS

Low Profile

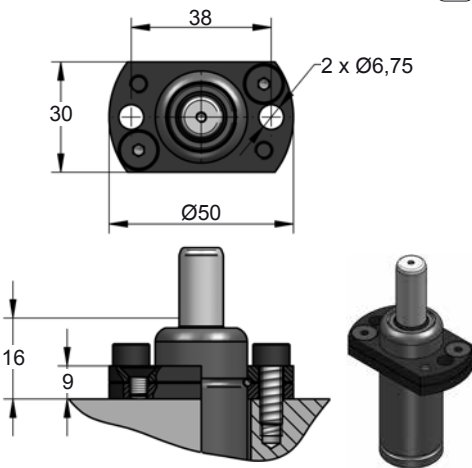
A19-025



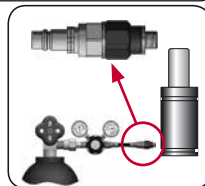
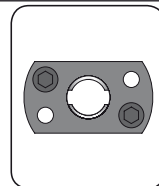
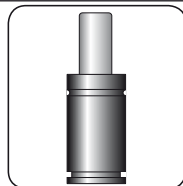

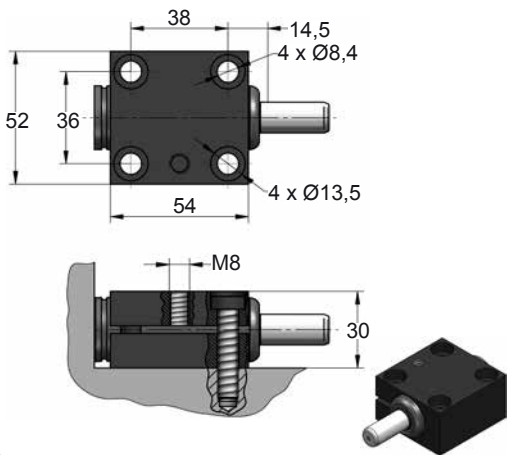
A44-025



A49-025



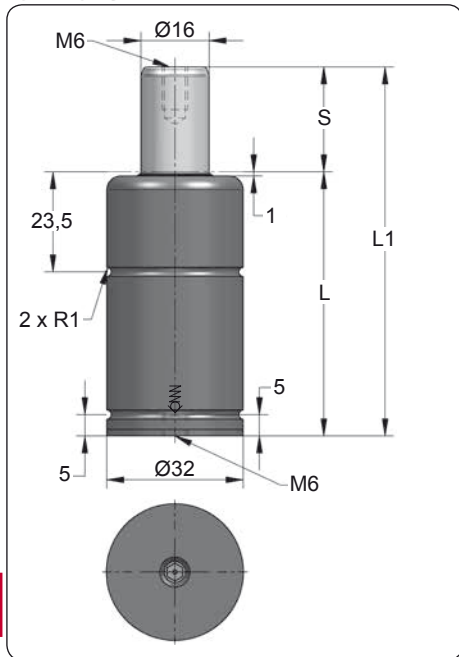
D02-025



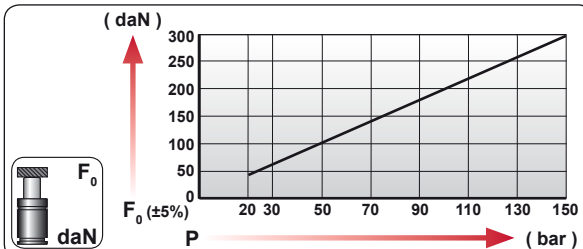
CODE	CT 200 050 V1	X	A19-025	06 CG 2-Q
ENG ORDER	GAS SPRING	REPAIR KIT	FLANGE	CHARGING ADAPTER
DEU BESTELLUNG	GASDRUCKFEDER	ERSATZTEILSATZ	FLANSCHEN	LADEADAPTER
FRA COMMANDE	RESSORT À GAZ	KIT DE RÉPARATION	BRIDE	RACCORD DE CHARGE
ITA ORDINE	CILINDRO AD AZOTO	KIT DI MANUTENZIONE	FLANGE	ADATTATORE DI CARICO
ESP PEDIDO	RESORTE DE GAS	KIT DE REPARACION	BRIDA	ADAPTADOR DE CARGA
POR PEDIDO	CILINDRO DE GAS	KIT DE MANUTENÇÃO	FLANGE	ADAPTADOR DE CARGA

CT 300 V1

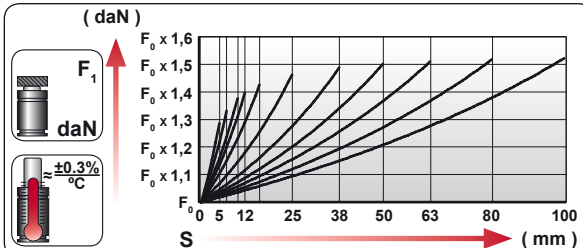
Low Profile



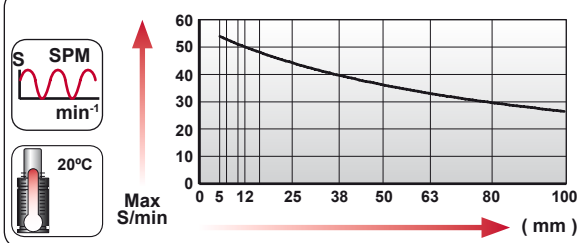
ORDER	S (mm)	L1 ±0,25 (mm)	L (mm)	Kg.
CT 300 005 V1	5	47	42	0.21
CT 300 007 V1	7	51	44	0.22
CT 300 010 V1	10	57	47	0.23
CT 300 012 V1	12	61	49	0.24
CT 300 016 V1	16	69	53	0.25
CT 300 025 V1	25	87	62	0.28
CT 300 038 V1	38	113	75	0.35
CT 300 050 V1	50	137	87	0.37
CT 300 063 V1	63	163	100	0.43
CT 300 080 V1	80	197	117	0.49
CT 300 100 V1	100	237	137	0.57



CODE					
		bar	psi		
CT 300 050 V1		150	2175	300	495
-----		---	---	---	---



	ENG ORDER DEU BESTELLUNG FRA COMMANDE ITA ORDINE ESP PEDIDO POR PEDIDO		
		daN	mm
		CT 300	50
		CT 300 050 V1	



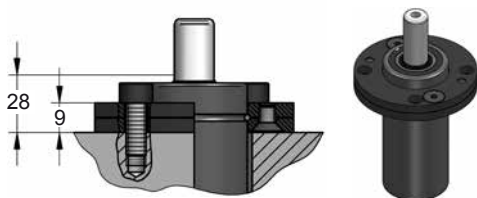
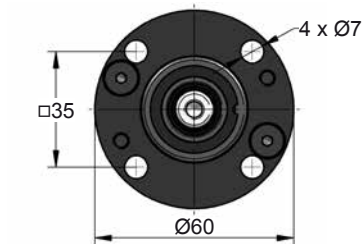
N ₂	S _{max} < 90%	V _{max} 1,6 m/s	P _{min} (20°C)	P _{max} (20°C)	T _{min}	T _{max}	

bar	psi	bar	psi	°C	°F	°C	°F	X
20	290	150	2175	0	32	80	176	

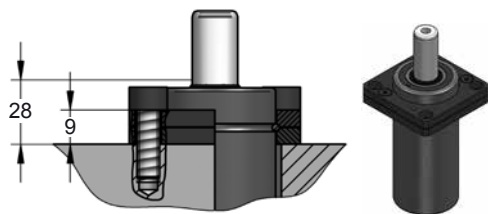
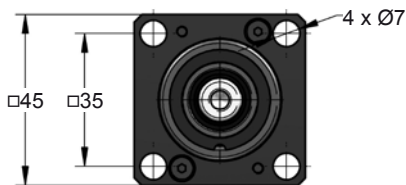
CT 300 V1 MOUNTS

Low Profile

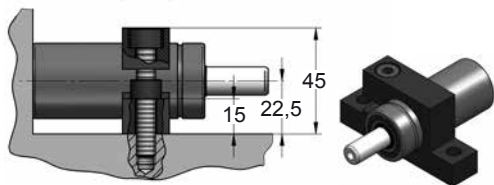
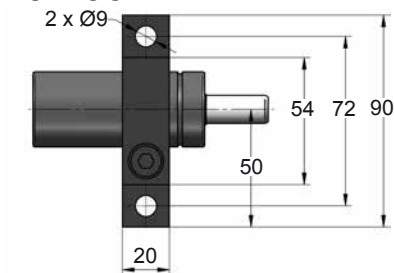
A14-032



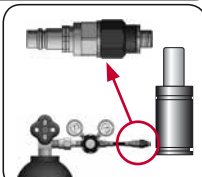
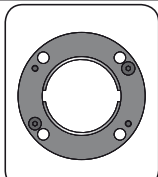
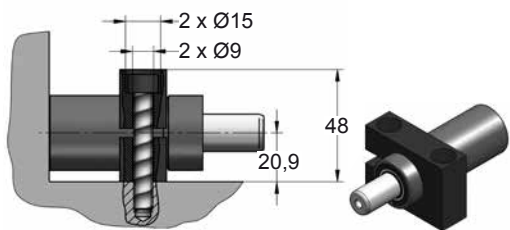
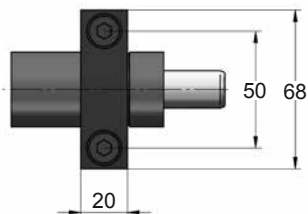
A34-032



D02-032



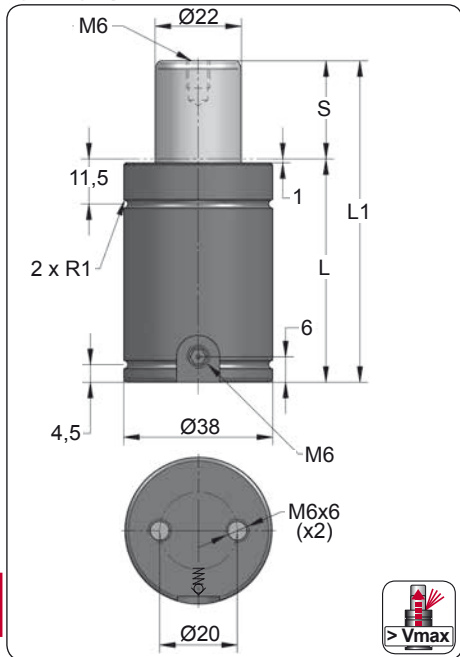
D67-032



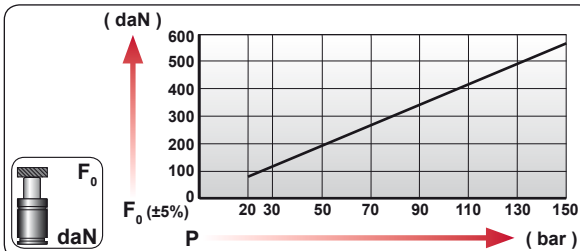
CODE	CT 300 050 V1	X	A14-032	06 CG 2-Q
ENG ORDER	GAS SPRING	REPAIR KIT	FLANGE	CHARGING ADAPTER
DEU BESTELLUNG	GASDRUCKFEDER	ERSATZTEILSATZ	FLANSCH	LADEADAPTER
FRA COMMANDE	RESSORT À GAZ	KIT DE RÉPARATION	BRIDE	RACCORD DE CHARGE
ITA ORDINE	CILINDRO AD AZOTO	KIT DI MANUTENZIONE	FLANGE	ADATTATORE DI CARICO
ESP PEDIDO	RESORTE DE GAS	KIT DE REPARACION	BRIDA	ADAPTADOR DE CARGA
POR PEDIDO	CILINDRO DE GAS	KIT DE MANUTENÇÃO	FLANGE	ADAPTADOR DE CARGA

CT 550 V1

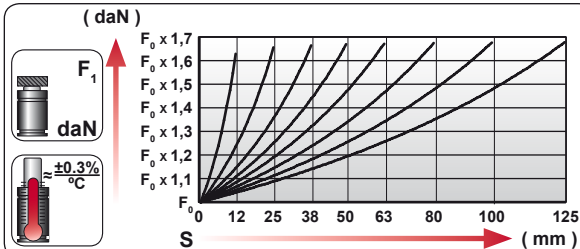
Low Profile



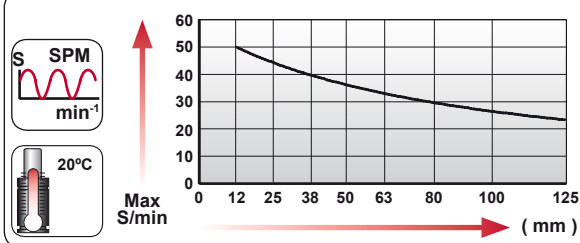
ORDER	S (mm)	L1 ±0,25 (mm)	L (mm)	Kg.
CT 550 012 V1	12	56	44	0.29
CT 550 025 V1	25	82	57	0.35
CT 550 038 V1	38	108	70	0.41
CT 550 050 V1	50	132	82	0.46
CT 550 063 V1	63	158	95	0.52
CT 550 080 V1	80	192	112	0.60
CT 550 100 V1	100	232	132	0.69
CT 550 125 V1	125	282	157	0.80



CODE				
	bar	psi	daN	daN
CT 550 050 V1	145	2105	550	955
CT-H 550 050 V1	0	0	---	---



	ENG ORDER DEU BESTELLUNG FRA COMMANDE ITA ORDINE ESP PEDIDO POR PEDIDO		
		daN	mm
		550	50
CT 550 050 V1			



N ₂	S _{max} < 90%	V _{max} 1,6 m/s	P _{min} (20°C)	P _{max} (20°C)	T _{min}	T _{max}	600 CP-

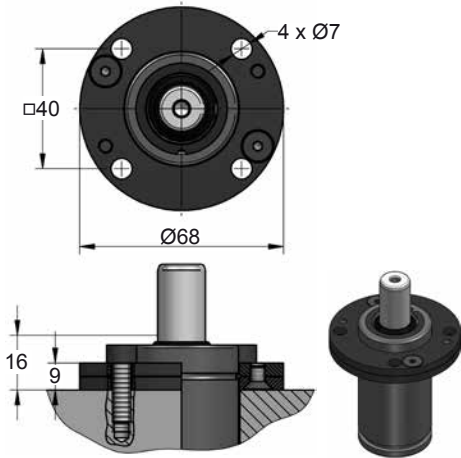
bar	psi	bar	psi	°C	°F	°C	°F
20	290	150	2175	0	32	80	176



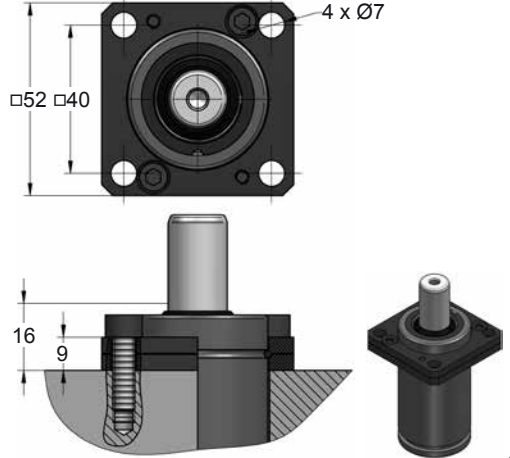
CT 550 V1 MOUNTS

Low Profile

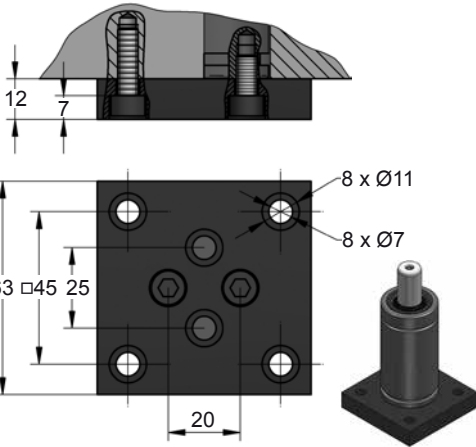
A14-038



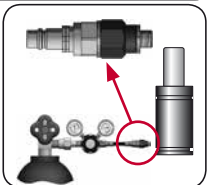
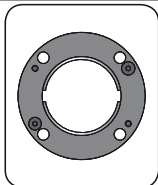
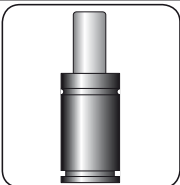
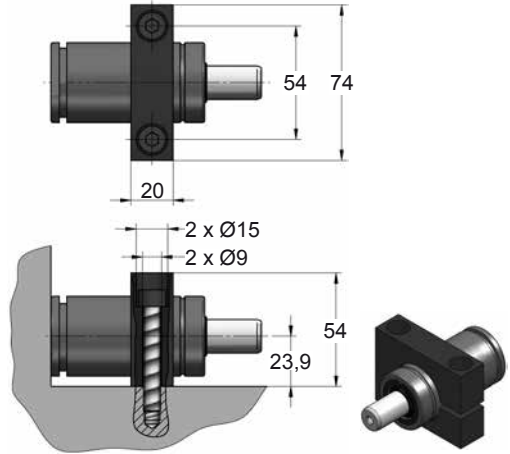
A34-038



B76-038



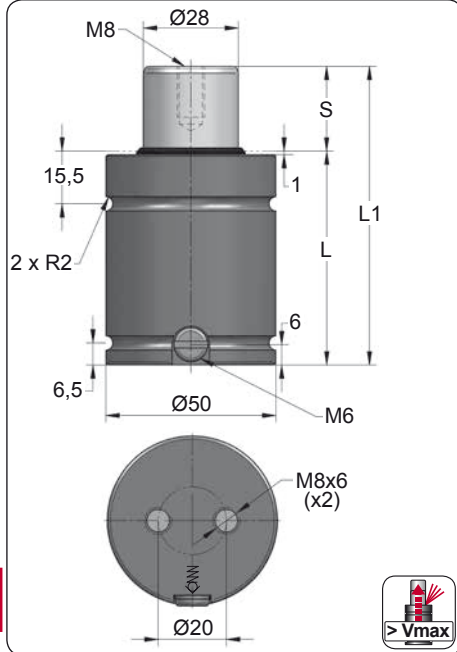
D67-038



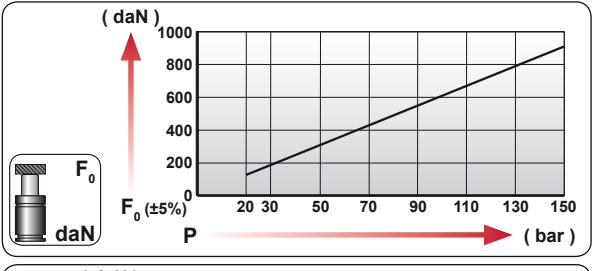
CODE	CT 550 050 V1	KIT S-XXXXXXX KIT C-XXXXXXX	A14-038	06 CG 2-Q
ENG ORDER	GAS SPRING	REPAIR KIT	FLANGE	CHARGING ADAPTER
DEU BESTELLUNG	GASDRUCKFEDER	ERSATZTEILSATZ	FLANSCHEN	LADEADAPTER
FRA COMMANDE	RESSORT À GAZ	KIT DE RÉPARATION	BRIDE	RACCORD DE CHARGE
ITA ORDINE	CILINDRO AD AZOTO	KIT DI MANUTENZIONE	FLANGE	ADATTATORE DI CARICO
ESP PEDIDO	RESORTE DE GAS	KIT DE REPARACION	BRIDA	ADAPTADOR DE CARGA
POR PEDIDO	CILINDRO DE GAS	KIT DE MANUTENÇÃO	FLANGE	ADAPTADOR DE CARGA

CT 750

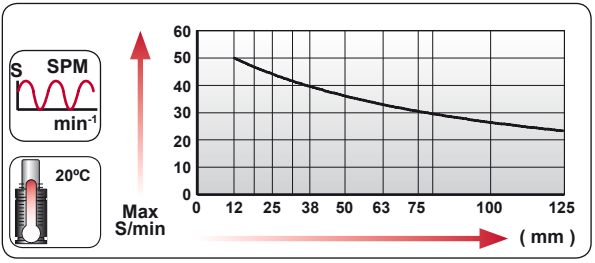
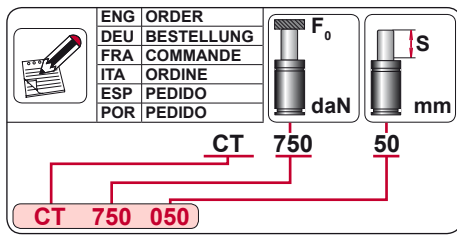
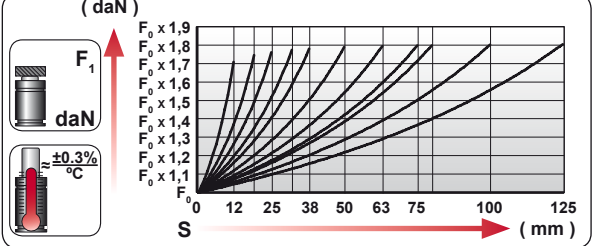
Low Profile



ORDER	S (mm)	L1 ±0,25 (mm)	L (mm)	Kg.
CT 750 012	12	62	50	0.59
CT 750 019	19	76	57	0.65
CT 750 025	25	88	63	0.70
CT 750 032	32	102	70	0.76
CT 750 038	38	114	76	0.81
CT 750 050	50	138	88	0.91
CT 750 063	63	164	101	1.02
CT 750 075	75	188	113	1.12
CT 750 080	80	198	118	1.16
CT 750 100	100	238	138	1.33
CT 750 125	125	288	163	1.54



CODE					
		bar	psi		
CT 750 050		120	1740	740	1325
CT-H 750 050		0	0	---	---



N₂

S_{max} < 90%

V_{max} 1,6 m/s

P_{min} (20°C)
P_{max} (20°C)

T_{min}
T_{max}

600 CP-

bar	psi	bar	psi	°C	°F	°C	°F
20	290	160	2320	0	32	80	176

MODEL	X	CW 1000 KZ 1000	AS 1000	CT 750 CK 1000 FD 750	GN 750 CM 1000 CD 1000	AG 750	CPH 1700 CP 2000	CS 1800
SERIES	MINI	COMPACT HEIGHT	THREADED	LOW PROFILE	HEAVY DUTY	ISO	HEAVY LOAD	POWER COMPACT STROKE

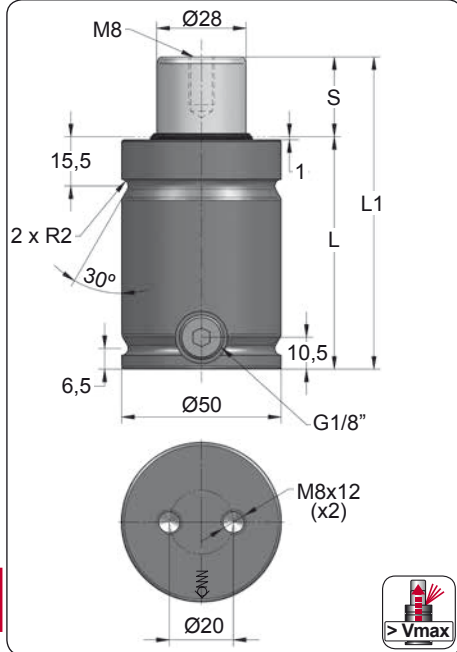
CT	CTN

--	--	--	--	--	--

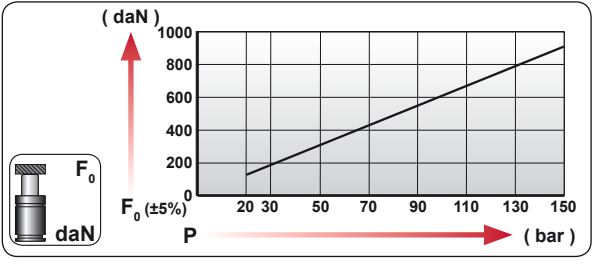
CODE	CT 750 050	KIT S-XXXXXXX KIT C-XXXXXXX	A14-050	06 CG 2-Q
ENG ORDER	GAS SPRING	REPAIR KIT	FLANGE	CHARGING ADAPTER
DEU BESTELLUNG	GASDRUCKFEDER	ERSATZTEILSATZ	FLANSCHEN	LADEADAPTER
FRA COMMANDE	RESSORT À GAZ	KIT DE RÉPARATION	BRIDE	RACCORD DE CHARGE
ITA ORDINE	CILINDRO AD AZOTO	KIT DI MANUTENZIONE	FLANGE	ADATTATORE DI CARICO
ESP PEDIDO	RESORTE DE GAS	KIT DE REPARACION	BRIDA	ADAPTADOR DE CARGA
POR PEDIDO	CILINDRO DE GÁS	KIT DE MANUTENÇÃO	FLANGE	ADAPTADOR DE CARGA

CTN 750

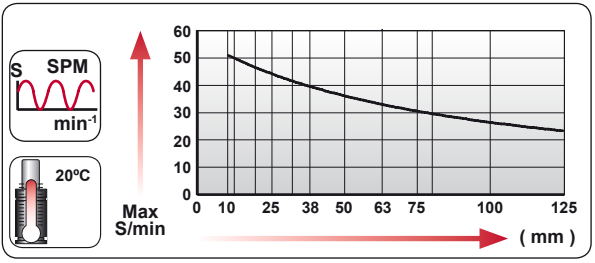
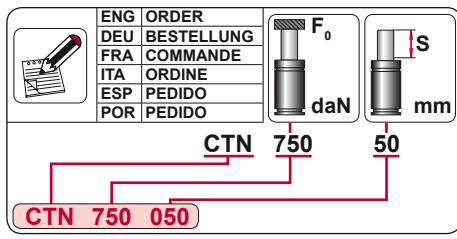
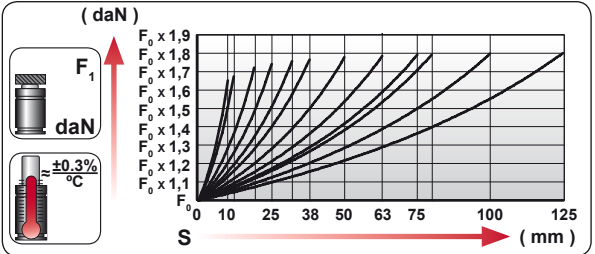
Low Profile



ORDER	S (mm)	L1 ±0,25 (mm)	L (mm)	Kg.
CTN 750 010	10	68	58	0.71
CTN 750 012	12	72	60	0.73
CTN 750 019	19	86	67	0.79
CTN 750 025	25	98	73	0.84
CTN 750 032	32	112	80	0.90
CTN 750 038	38	124	86	0.95
CTN 750 050	50	148	98	1.05
CTN 750 063	63	174	111	1.16
CTN 750 075	75	198	123	1.26
CTN 750 080	80	208	128	1.30
CTN 750 100	100	248	148	1.47
CTN 750 125	125	298	173	1.68



CODE					
		bar	psi		
CTN 750 050		120	1740	740	1315
CTN-H 750 050		0	0	---	---



N₂

S_{max} < 90%

V_{max} 1,6 m/s

P_{min} (20°C)

P_{max} (20°C)

T_{min}

T_{max}

600 CP-

bar	psi	bar	psi	°C	°F	°C	°F	
20	290	160	2320	0	32	80	176	

MODEL	CTN 750	CT 750

<p>CT</p>	<p>CTN</p>
<p>KRM6</p>	<p>BK</p>
<p>DRM8</p>	<p>TNRR</p>
<p>9RM8</p>	<p>MCRR</p>
<p>7RM8</p>	<p>TFRR</p>
<p>SKK</p>	<p>SGS</p>

		<p>SEAL KIT S-XXXXXXX</p>	<p>CARTRIDGE KIT C-XXXXXXX</p>		
--	--	----------------------------------	---------------------------------------	--	--

CODE	CTN 750 050	KIT S-XXXXXXX KIT C-XXXXXXX	A14-050	18 CG 1-Q
ENG ORDER	GAS SPRING	REPAIR KIT	FLANGE	CHARGING ADAPTER
DEU BESTELLUNG	GASDRUCKFEDER	ERSATZTEILSATZ	FLANSCHEN	LADEADAPTER
FRA COMMANDE	RESSORT À GAZ	KIT DE RÉPARATION	BRIDE	RACCORD DE CHARGE
ITA ORDINE	CILINDRO AD AZOTO	KIT DI MANUTENZIONE	FLANGE	ADATTATORE DI CARICO
ESP PEDIDO	RESORTE DE GAS	KIT DE REPARACION	BRIDA	ADAPTADOR DE CARGA
POR PEDIDO	CILINDRO DE GÁS	KIT DE MANUTENÇÃO	FLANGE	ADAPTADOR DE CARGA

CT 750 MOUNTS

Low Profile

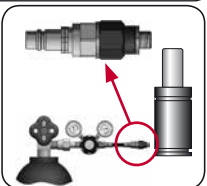
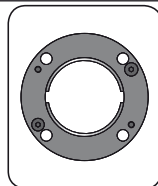
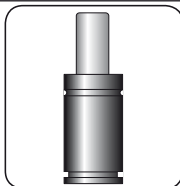


A14-050

A34-050

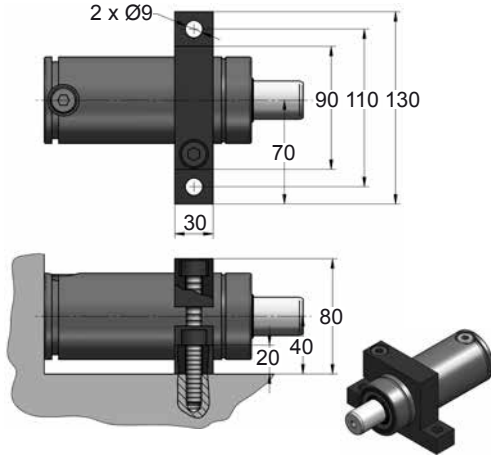
B36-050

B41-050

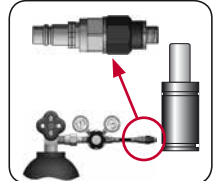
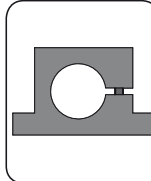
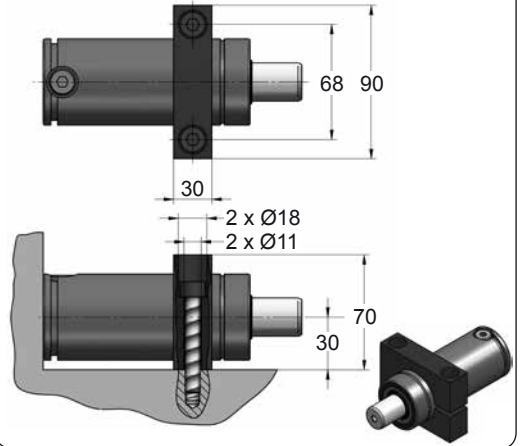


CODE	CT 750 050	KIT S-XXXXXXX KIT C-XXXXXXX	A14-050	06 CG 2-Q
ENG ORDER	GAS SPRING	REPAIR KIT	FLANGE	CHARGING ADAPTER
DEU BESTELLUNG	GASDRUCKFEDER	ERSATZTEILSATZ	FLANSCH	LADEADAPTER
FRA COMMANDE	RESSORT À GAZ	KIT DE RÉPARATION	BRIDE	RACCORD DE CHARGE
ITA ORDINE	CILINDRO AD AZOTO	KIT DI MANUTENZIONE	FLANGE	ADATTATORE DI CARICO
ESP PEDIDO	RESORTE DE GAS	KIT DE REPARACION	BRIDA	ADAPTADOR DE CARGA
POR PEDIDO	CILINDRO DE GAS	KIT DE MANUTENÇÃO	FLANGE	ADAPTADOR DE CARGA

D02-050



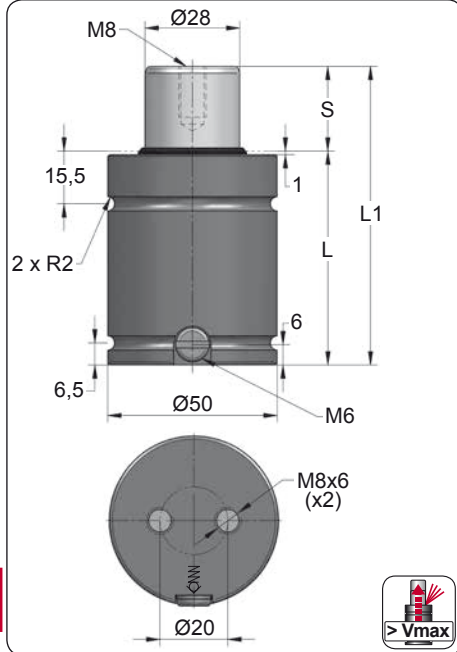
D67-050



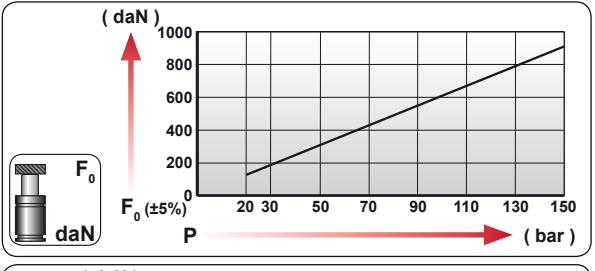
CODE	CT 750 050	KIT S-XXXXXXX KIT C-XXXXXXX	D02-050	06 CG 2-Q
ENG ORDER	GAS SPRING	REPAIR KIT	FLANGE	CHARGING ADAPTER
DEU BESTELLUNG	GASDRUCKFEDER	ERSATZTEILSATZ	FLANSCHEN	LADEADAPTER
FRA COMMANDE	RESSORT À GAZ	KIT DE RÉPARATION	BRIDE	RACCORD DE CHARGE
ITA ORDINE	CILINDRO AD AZOTO	KIT DI MANUTENZIONE	FLANGE	ADATTATORE DI CARICO
ESP PEDIDO	RESORTE DE GAS	KIT DE REPARACION	BRIDA	ADAPTADOR DE CARGA
POR PEDIDO	CILINDRO DE GÁS	KIT DE MANUTENÇÃO	FLANGE	ADAPTADOR DE CARGA

CT 1000

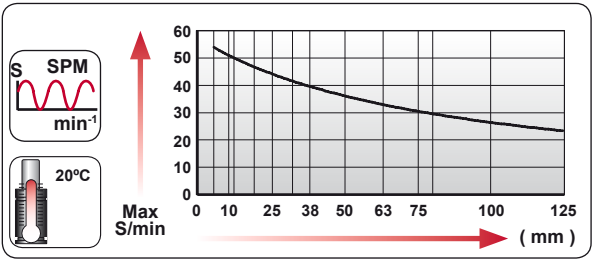
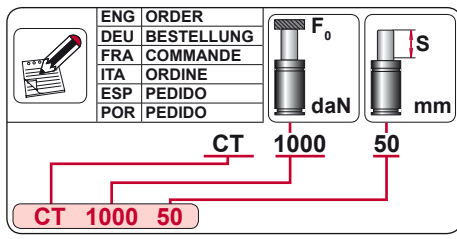
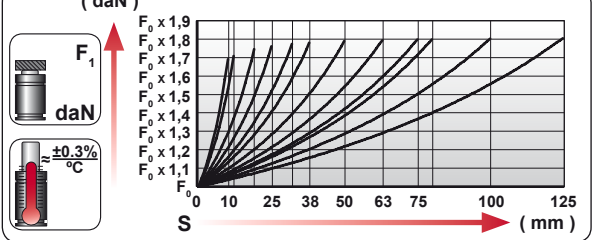
Low Profile



ORDER	S (mm)	L1 ±0,25 (mm)	L (mm)	Kg.
CT 1000 010	10	58	48	0.57
CT 1000 012	12	62	50	0.59
CT 1000 019	19	76	57	0.65
CT 1000 025	25	88	63	0.70
CT 1000 032	32	102	70	0.76
CT 1000 038	38	114	76	0.81
CT 1000 050	50	138	88	0.91
CT 1000 063	63	164	101	1.02
CT 1000 075	75	188	113	1.12
CT 1000 080	80	198	118	1.16
CT 1000 100	100	238	138	1.33
CT 1000 125	125	288	163	1.54



CODE					
		bar	psi		
CT 1000 050		160	2320	985	1760
CT-H 1000 050		0	0	---	---



N ₂	Smax < 90%	Vmax 1,6 m/s	bar psi 20 290	bar psi 160 2320	°C °F 0 32	°C °F 80 176	600 CP-
----------------	------------	--------------	-------------------	---------------------	---------------	-----------------	---------

MODEL	X	CW 1000 KZ 1000	AS 1000	CT 1000 CK 1000 FD 750	GN 750 CM 1000 CD 1000	AG 750	CPH 1700 CP 2000	CS 1800
SERIES	MINI	COMPACT HEIGHT	THREADED	LOW PROFILE	HEAVY DUTY	ISO	HEAVY LOAD	POWER COMPACT STROKE

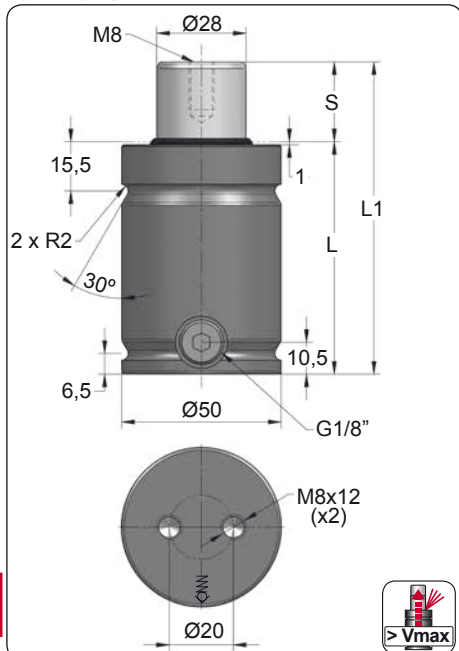
CT	CTN

--	--	--	--	--	--

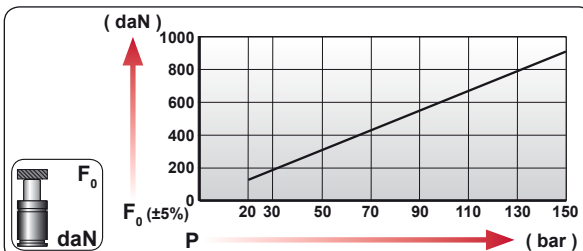
CODE	CT 1000 050	KIT S-XXXXXXX KIT C-XXXXXXX	A14-050	06 CG 2-Q
ENG ORDER	GAS SPRING	REPAIR KIT	FLANGE	CHARGING ADAPTER
DEU BESTELLUNG	GASDRUCKFEDER	ERSATZTEILSATZ	FLANSCHEN	LADEADAPTER
FRA COMMANDE	RESSORT À GAZ	KIT DE RÉPARATION	BRIDE	RACCORD DE CHARGE
ITA ORDINE	CILINDRO AD AZOTO	KIT DI MANUTENZIONE	FLANGE	ADATTATORE DI CARICO
ESP PEDIDO	RESORTE DE GAS	KIT DE REPARACION	BRIDA	ADAPTADOR DE CARGA
POR PEDIDO	CILINDRO DE GÁS	KIT DE MANUTENÇÃO	FLANGE	ADAPTADOR DE CARGA

CTN 1000

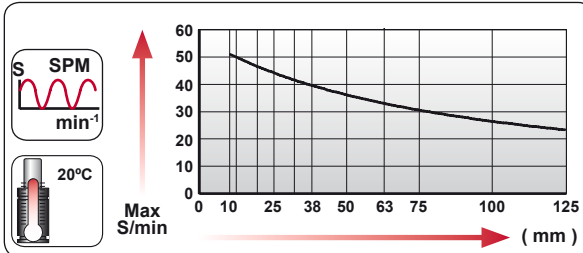
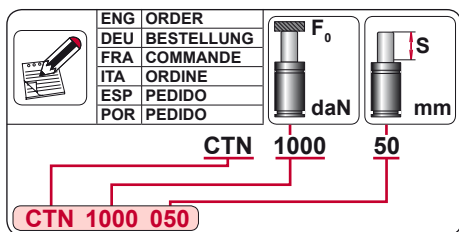
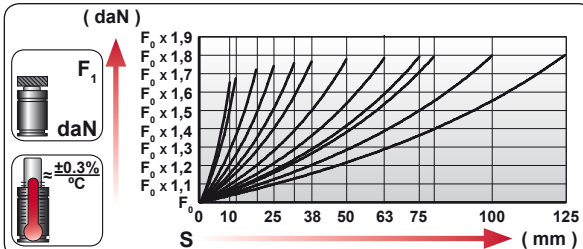
Low Profile






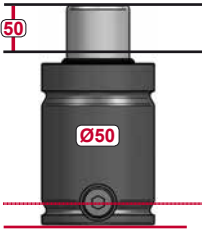
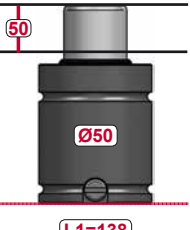
ORDER	S (mm)	L1 ±0,25 (mm)	L (mm)	Kg.
CTN 1000 010	10	68	58	0.71
CTN 1000 012	12	72	60	0.73
CTN 1000 019	19	86	67	0.79
CTN 1000 025	25	98	73	0.84
CTN 1000 032	32	112	80	0.90
CTN 1000 038	38	124	86	0.95
CTN 1000 050	50	148	98	1.05
CTN 1000 063	63	174	111	1.16
CTN 1000 075	75	198	123	1.26
CTN 1000 080	80	208	128	1.30
CTN 1000 100	100	248	148	1.47
CTN 1000 125	125	298	173	1.68



CODE				
		bar psi	daN	daN
CTN 1000 050		160 2320	985	1750
CTN-H 1000 050		0 0	---	---



N ₂	S _{max} < 90%	V _{max} 1,6 m/s	bar psi	bar psi	°C °F	°C °F	600 CP-
			20 290	160 2320	0 32	80 176	

  		
MODEL	CTN 1000	CT 1000

CT

CT



KRM6



BK



CTN

CTN



DRM8



TNRR



9RM8



MCRR



7RM8



TFRR



SKK

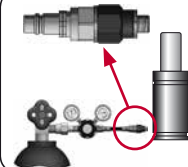
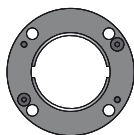


SGS



SEAL
KIT S-XXXXXXX

CARTRIDGE
KIT C-XXXXXXX



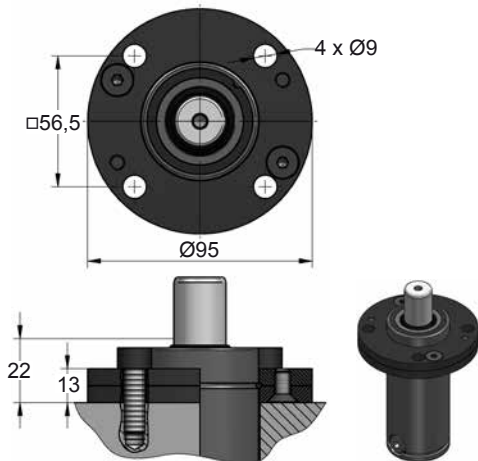
CODE	CTN 1000 050	KIT S-XXXXXXX KIT C-XXXXXXX	A14-050	18 CG 1-Q
ENG ORDER	GAS SPRING	REPAIR KIT	FLANGE	CHARGING ADAPTER
DEU BESTELLUNG	GASDRUCKFEDER	ERSATZTEILSATZ	FLANSCH	LADEADAPTER
FRA COMMANDE	RESSORT À GAZ	KIT DE RÉPARATION	BRIDE	RACCORD DE CHARGE
ITA ORDINE	CILINDRO AD AZOTO	KIT DI MANUTENZIONE	FLANGE	ADATTATORE DI CARICO
ESP PEDIDO	RESORTE DE GAS	KIT DE REPARACION	BRIDA	ADAPTADOR DE CARGA
POR PEDIDO	CILINDRO DE GAS	KIT DE MANUTENÇÃO	FLANGE	ADAPTADOR DE CARGA

CT 1000 MOUNTS

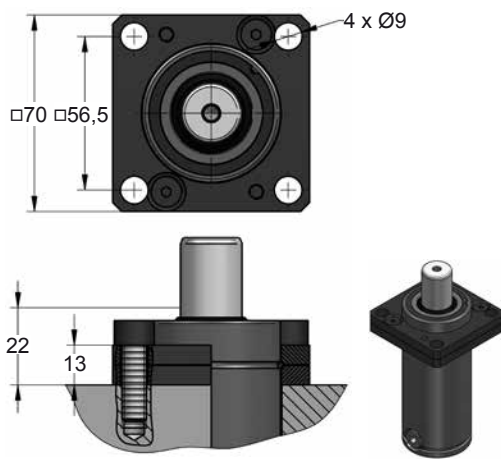
Low Profile

**AZOL
GAS**

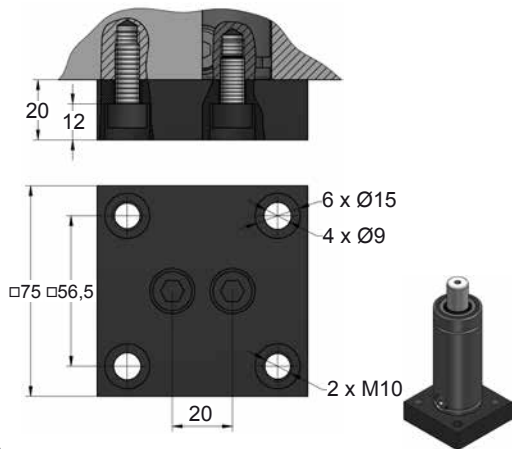
A14-050



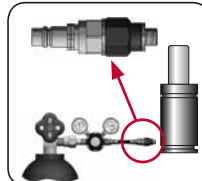
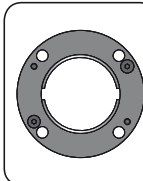
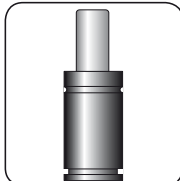
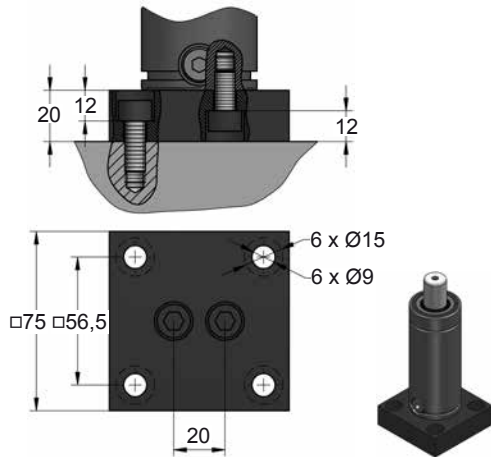
A34-050



B36-050



B41-050



CODE	CT 1000 050	KIT S-XXXXXXX KIT C-XXXXXXX	A14-050	06 CG 2-Q
ENG ORDER	GAS SPRING	REPAIR KIT	FLANGE	CHARGING ADAPTER
DEU BESTELLUNG	GASDRUCKFEDER	ERSATZTEILSATZ	FLANSCHEN	LADEADAPTER
FRA COMMANDE	RESSORT À GAZ	KIT DE RÉPARATION	BRIDE	RACCORD DE CHARGE
ITA ORDINE	CILINDRO AD AZOTO	KIT DI MANUTENZIONE	FLANGE	ADATTATORE DI CARICO
ESP PEDIDO	RESORTE DE GAS	KIT DE REPARACION	BRIDA	ADAPTADOR DE CARGA
POR PEDIDO	CILINDRO DE GAS	KIT DE MANUTENÇÃO	FLANGE	ADAPTADOR DE CARGA

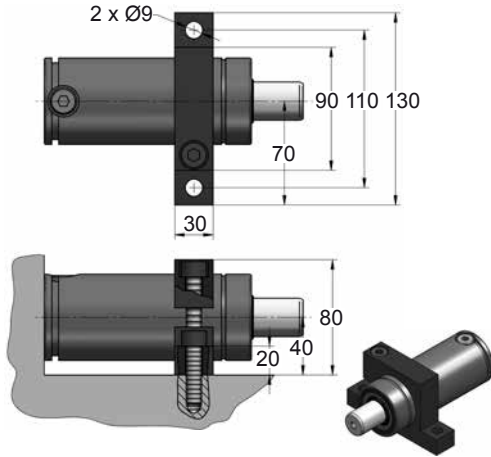


CT 1000 MOUNTS

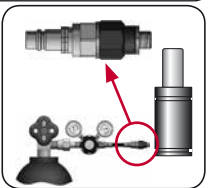
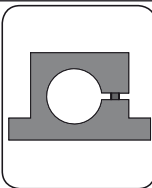


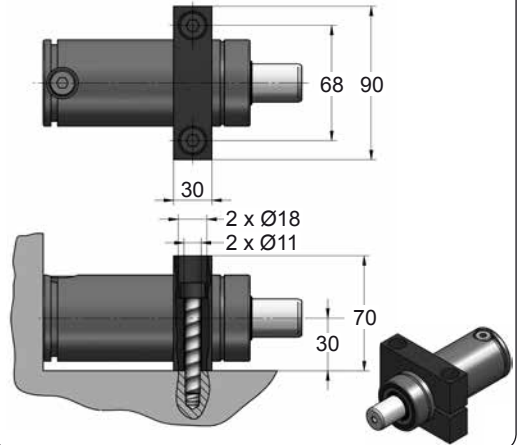
Low Profile



D02-050



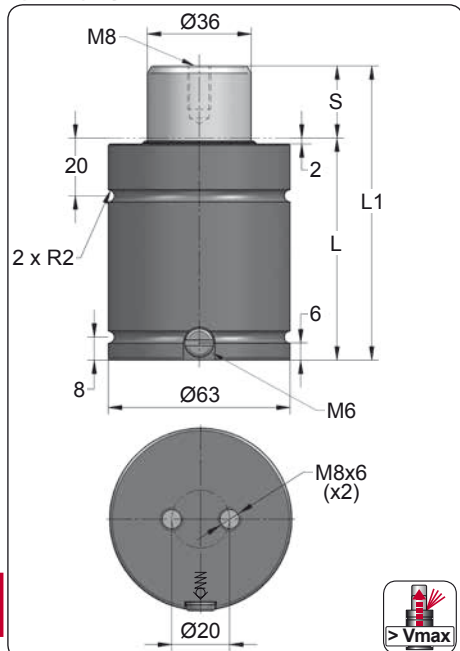
D67-050



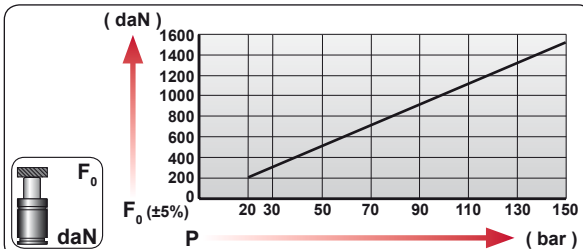
CODE	CT 1000 050	KIT S-XXXXXXX KIT C-XXXXXXX	D02-050	06 CG 2-Q
ENG ORDER	GAS SPRING	REPAIR KIT	FLANGE	CHARGING ADAPTER
DEU BESTELLUNG	GASDRUCKFEDER	ERSATZTEILSATZ	FLANSCHEN	LADEADAPTER
FRA COMMANDE	RESSORT À GAZ	KIT DE RÉPARATION	BRIDE	RACCORD DE CHARGE
ITA ORDINE	CILINDRO AD AZOTO	KIT DI MANUTENZIONE	FLANGE	ADATTATORE DI CARICO
ESP PEDIDO	RESORTE DE GAS	KIT DE REPARACION	BRIDA	ADAPTADOR DE CARGA
POR PEDIDO	CILINDRO DE GÁS	KIT DE MANUTENÇÃO	FLANGE	ADAPTADOR DE CARGA

CT 1500

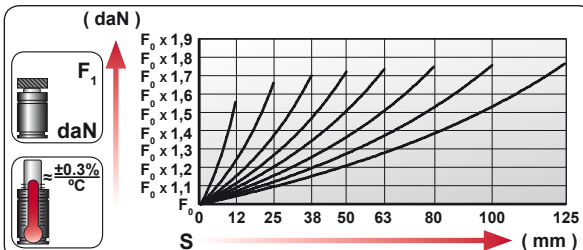
Low Profile



ORDER	S (mm)	L1 ±0,25 (mm)	L (mm)	Kg.
CT 1500 012	12	76	64	1.16
CT 1500 025	25	102	77	1.32
CT 1500 038	38	128	90	1.49
CT 1500 050	50	152	102	1.64
CT 1500 063	63	178	115	1.81
CT 1500 080	80	212	132	2.03
CT 1500 100	100	252	152	2.29
CT 1500 125	125	302	177	2.61



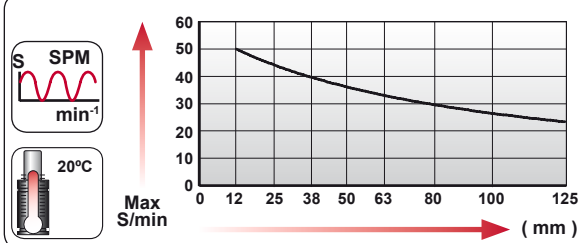
CODE					
		bar	psi		
CT 1500 050		150	2175	1530	2630
CT-H 1500 050		0	0	---	---



	ENG ORDER		
	DEU BESTELLUNG		
	FRA COMMANDE		
	ITA ORDINE		
	ESP PEDIDO		
POR PEDIDO			

CT 1500 50


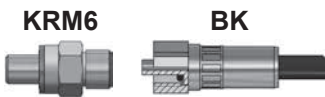




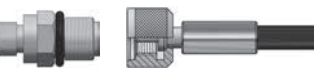
CT 1500 050



--	--	--	--	--	--	--	--

N ₂	S _{max} < 90%	V _{max} 1,6 m/s	bar psi	bar psi	°C °F	°C °F	600 CP-
			20 290	150 2175	0 32	80 176	

MODEL	×	CW 1500 KZ 1500	×	CT 1500 CK 1500	CM 1500 CD 1500	×	CPH 2800 CP 3000	CS 3000
SERIES	MINI	COMPACT HEIGHT	THREADED	LOW PROFILE	HEAVY DUTY	ISO	HEAVY LOAD	POWER COMPACT STROKE

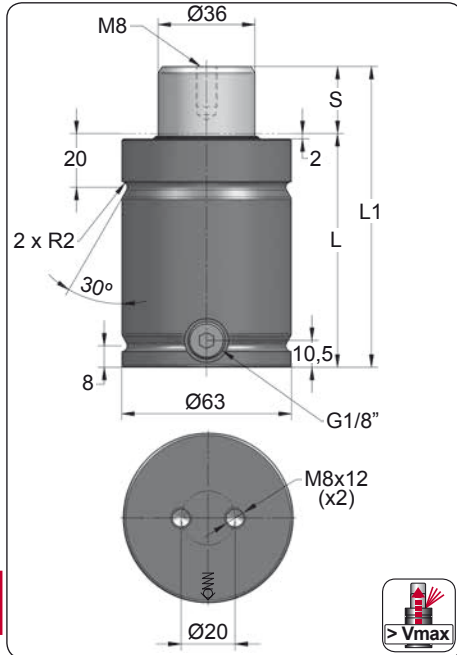
<p>CT</p>  <p>KRM6 BK</p> 	<p>CTN</p>  <p>DRM8 TNRR</p>  <p>9RM8 MCRR</p>  <p>7RM8 TFRR</p>  <p>SKK SGS</p> 
--	---

--	--	--	--	--	--

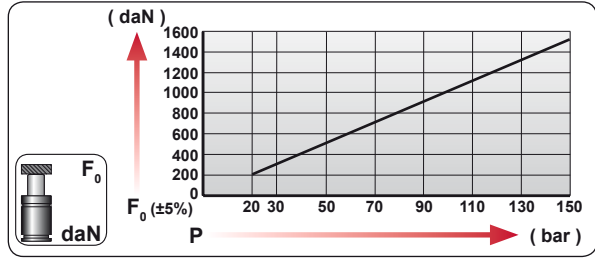
CODE	CT 1500 050	KIT S-XXXXXXX KIT C-XXXXXXX	A14-063	06 CG 2-Q
ENG ORDER	GAS SPRING	REPAIR KIT	FLANGE	CHARGING ADAPTER
DEU BESTELLUNG	GASDRUCKFEDER	ERSATZTEILSATZ	FLANSCHEN	LADEADAPTER
FRA COMMANDE	RESSORT À GAZ	KIT DE RÉPARATION	BRIDE	RACCORD DE CHARGE
ITA ORDINE	CILINDRO AD AZOTO	KIT DI MANUTENZIONE	FLANGE	ADATTATORE DI CARICO
ESP PEDIDO	RESORTE DE GAS	KIT DE REPARACION	BRIDA	ADAPTADOR DE CARGA
POR PEDIDO	CILINDRO DE GÁS	KIT DE MANUTENÇÃO	FLANGE	ADAPTADOR DE CARGA

CTN 1500

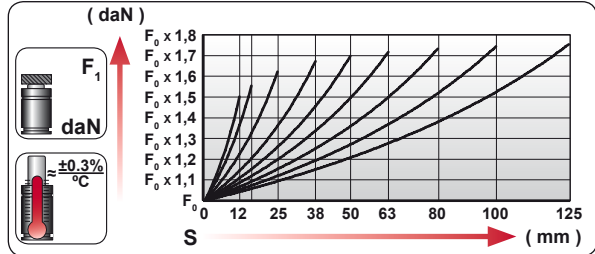
Low Profile



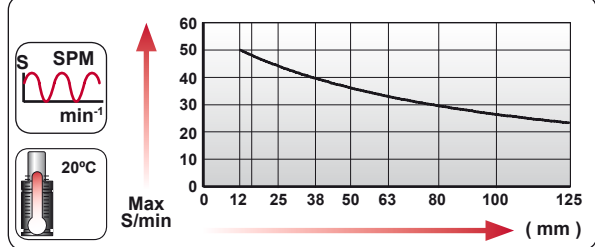
ORDER	S (mm)	L1 ±0,25 (mm)	L (mm)	Kg.
CTN 1500 012	12	86	74	1.37
CTN 1500 016	16	94	78	1.41
CTN 1500 025	25	112	87	1.53
CTN 1500 038	38	138	100	1.70
CTN 1500 050	50	162	112	1.85
CTN 1500 063	63	188	125	2.02
CTN 1500 080	80	222	142	2.24
CTN 1500 100	100	262	162	2.50
CTN 1500 125	125	312	187	2.82



CODE				
		bar psi	daN	daN
CTN 1500 050		150 2175	1530	2600
CTN-H 1500 050		0 0	---	---



ENG ORDER	DEU BESTELLUNG	FRA COMMANDE	ITA ORDINE	ESP PEDIDO	POR PEDIDO			
						daN	mm	
						1500	50	
							CTN 1500 050	



N₂

S_{max} < 90%

V_{max} 1,6 m/s

P_{min} (20°C)
P_{max} (20°C)

T_{min}
T_{max}

600 CP-

bar	psi	bar	psi	°C	°F	°C	°F
20	290	150	2175	0	32	80	176

MODEL	CTN 1500	CT 1500	

<h3>CT</h3> 	<h3>CTN</h3>
---------------------	--

		 SEAL KIT S-XXXXXXX	 CARTRIDGE KIT C-XXXXXXX		
--	--	-------------------------------	------------------------------------	--	--

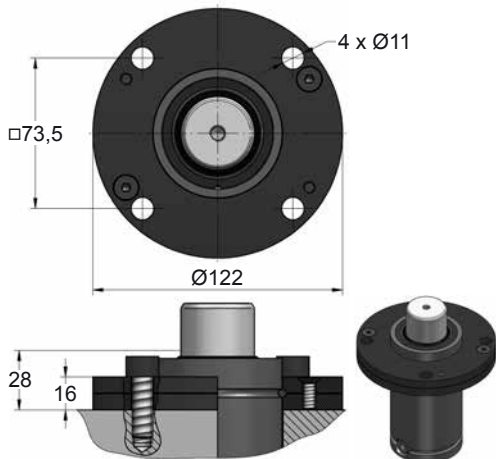
CODE	CTN 1500 050	KIT S-XXXXXXX KIT C-XXXXXXX	A14-063	18 CG 1-Q
ENG ORDER	GAS SPRING	REPAIR KIT	FLANGE	CHARGING ADAPTER
DEU BESTELLUNG	GASDRUCKFEDER	ERSATZTEILSATZ	FLANSCH	LADEADAPTER
FRA COMMANDE	RESSORT À GAZ	KIT DE RÉPARATION	BRIDE	RACCORD DE CHARGE
ITA ORDINE	CILINDRO AD AZOTO	KIT DI MANUTENZIONE	FLANGE	ADATTATORE DI CARICO
ESP PEDIDO	RESORTE DE GAS	KIT DE REPARACION	BRIDA	ADAPTADOR DE CARGA
POR PEDIDO	CILINDRO DE GÁS	KIT DE MANUTENÇÃO	FLANGE	ADAPTADOR DE CARGA

CT 1500 MOUNTS

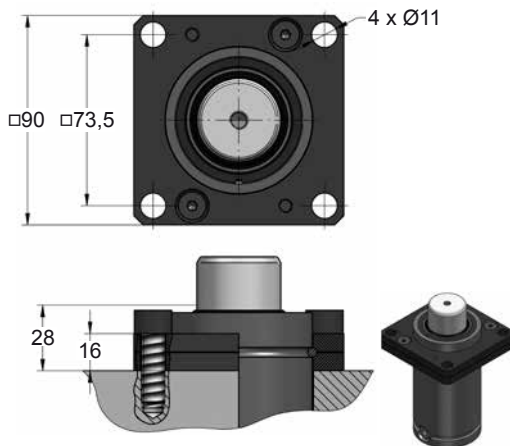
Low Profile

AZOL
GAS

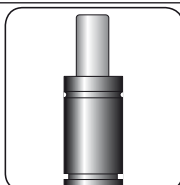
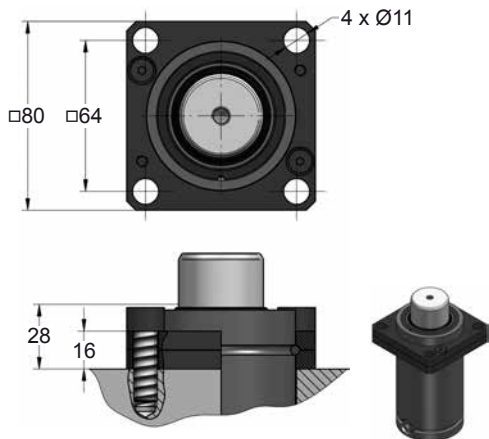
A14-063



A39-063



A69-063

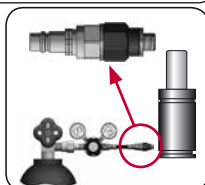
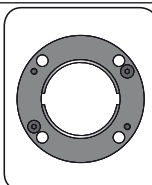


SEAL

KIT S-XXXXXXX

CARTRIDGE

KIT C-XXXXXXX



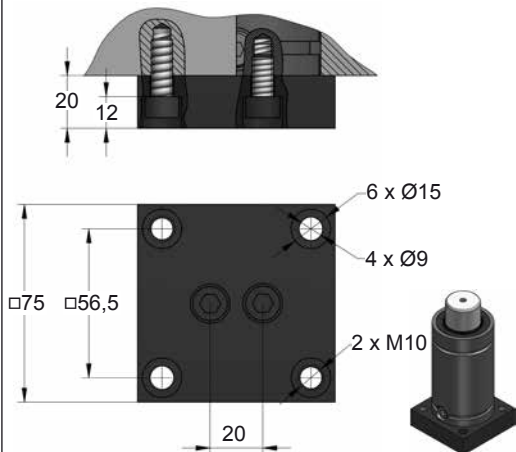
CODE	CT 1500 050	KIT S-XXXXXXX KIT C-XXXXXXX	A14-063	06 CG 2-Q
ENG ORDER	GAS SPRING	REPAIR KIT	FLANGE	CHARGING ADAPTER
DEU BESTELLUNG	GASDRUCKFEDER	ERSATZTEILSATZ	FLANSCHEN	LADEADAPTER
FRA COMMANDE	RESSORT À GAZ	KIT DE RÉPARATION	BRIDE	RACCORD DE CHARGE
ITA ORDINE	CILINDRO AD AZOTO	KIT DI MANUTENZIONE	FLANGE	ADATTATORE DI CARICO
ESP PEDIDO	RESORTE DE GAS	KIT DE REPARACION	BRIDA	ADAPTADOR DE CARGA
POR PEDIDO	CILINDRO DE GAS	KIT DE MANUTENÇÃO	FLANGE	ADAPTADOR DE CARGA



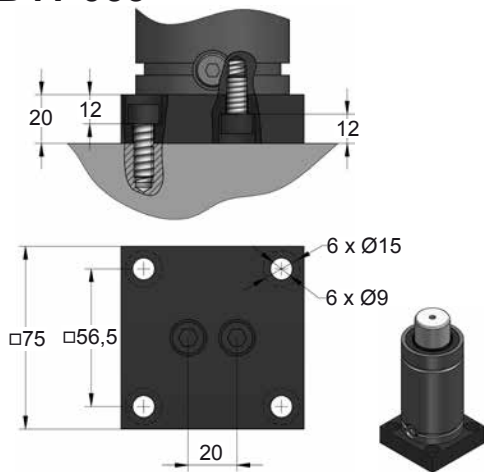
CT 1500 MOUNTS

Low Profile

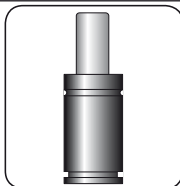
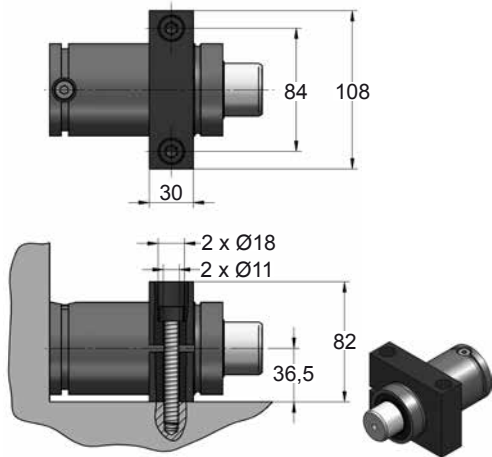
B36-063



B41-063



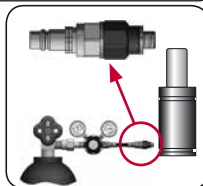
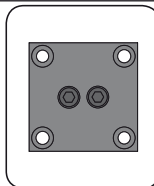
D67-063



SEAL
KIT S-XXXXXXX



CARTRIDGE
KIT C-XXXXXXX

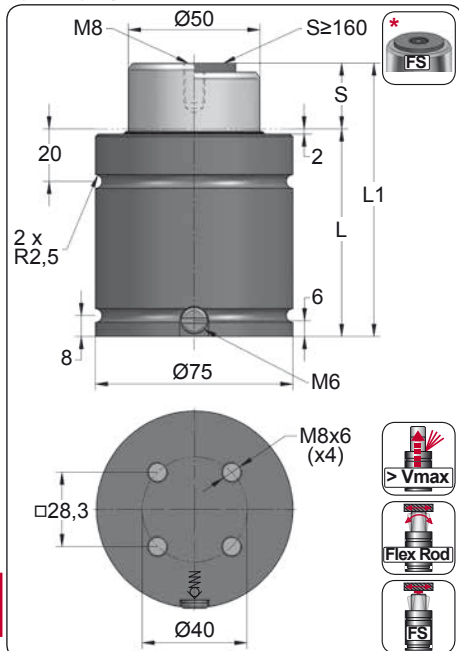


CODE	CT 1500 050	KIT S-XXXXXXX KIT C-XXXXXXX	B36-063	06 CG 2-Q
ENG ORDER	GAS SPRING	REPAIR KIT	FLANGE	CHARGING ADAPTER
DEU BESTELLUNG	GASDRUCKFEDER	ERSATZTEILSATZ	FLANSCHEN	LADEADAPTER
FRA COMMANDE	RESSORT À GAZ	KIT DE RÉPARATION	BRIDE	RACCORD DE CHARGE
ITA ORDINE	CILINDRO AD AZOTO	KIT DI MANUTENZIONE	FLANGE	ADATTATORE DI CARICO
ESP PEDIDO	RESORTE DE GAS	KIT DE REPARACION	BRIDA	ADAPTADOR DE CARGA
POR PEDIDO	CILINDRO DE GAS	KIT DE MANUTENÇÃO	FLANGE	ADAPTADOR DE CARGA

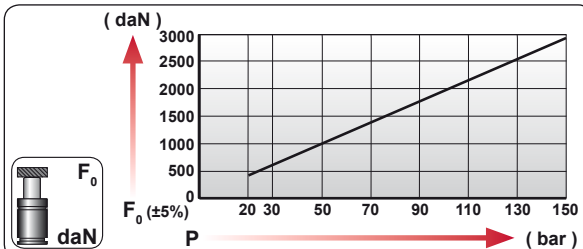
CT 2500

Low Profile

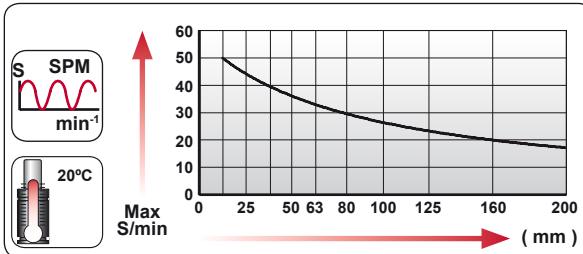
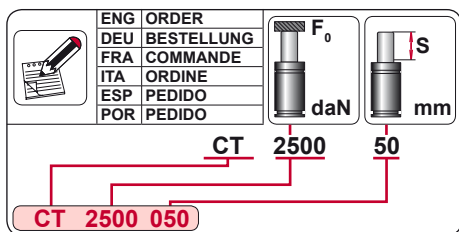
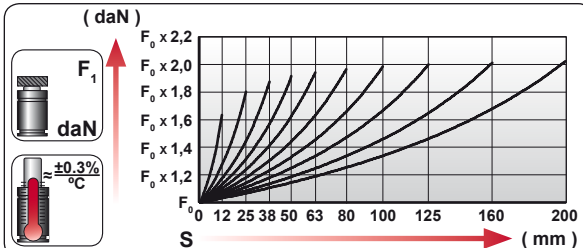




ORDER	S (mm)	L1 ±0,25 (mm)	L (mm)	Kg.
CT 2500 012	12	78	66	1.69
CT 2500 025	25	104	79	1.93
CT 2500 038	38	130	92	2.17
CT 2500 050	50	154	104	2.39
CT 2500 063	63	180	117	2.64
CT 2500 080	80	214	134	2.95
CT 2500 100	100	254	154	3.32
CT 2500 125	125	304	179	3.78
CT 2500 160 *	160	374	214	4.43
CT 2500 200 *	200	454	254	5.17



CODE	[Image]	Pressure		Force	
		bar	psi	daN	daN
CT 2500 050	[Image]	130	1885	2550	4885
CT-H 2500 050	[Image]	0	0	---	---



--	--	--	--	--	--	--	--

N ₂	Smax < 90%	Vmax 1,6 m/s	bar psi 20 290	bar psi 150 2175	°C °F 0 32	°C °F 80 176	600 CP-
----------------	------------	--------------	-------------------	---------------------	---------------	-----------------	---------

MODEL	X	CW 2400 KZ 2400	X	CT 2500 CK 2500 FD 1500	GN 1500 CM 2500 CD 2400	AG 1500	CPH 4300 CP 5000	CS 4700		
SERIES	MINI	COMPACT HEIGHT	THREADED	LOW PROFILE	HEAVY DUTY	ISO	HEAVY LOAD	POWER COMPACT STROKE		

CT	CTN

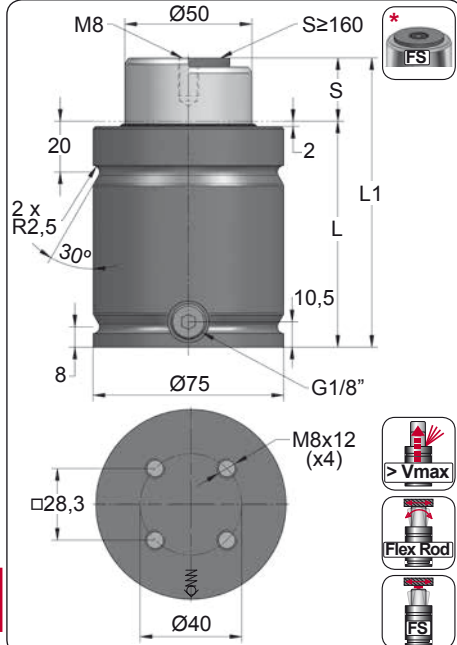
--	--	--	--	--	--

CODE	CT 2500 050	KIT S-XXXXXXX KIT C-XXXXXXX	A14-075	06 CG 2-Q
ENG ORDER	GAS SPRING	REPAIR KIT	FLANGE	CHARGING ADAPTER
DEU BESTELLUNG	GASDRUCKFEDER	ERSATZTEILSATZ	FLANSCHEN	LADEADAPTER
FRA COMMANDE	RESSORT À GAZ	KIT DE RÉPARATION	BRIDE	RACCORD DE CHARGE
ITA ORDINE	CILINDRO AD AZOTO	KIT DI MANUTENZIONE	FLANGE	ADATTATORE DI CARICO
ESP PEDIDO	RESORTE DE GAS	KIT DE REPARACION	BRIDA	ADAPTADOR DE CARGA
POR PEDIDO	CILINDRO DE GÁS	KIT DE MANUTENÇÃO	FLANGE	ADAPTADOR DE CARGA

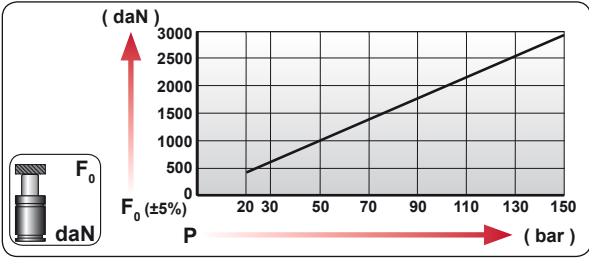
CTN 2500

Low Profile

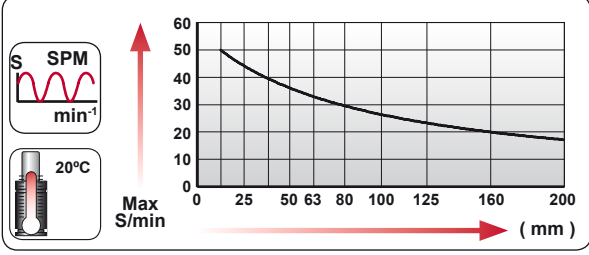
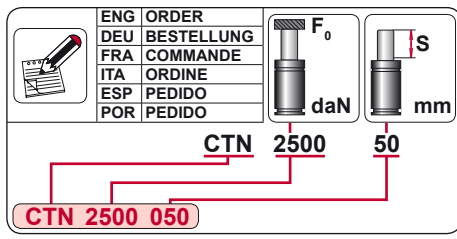
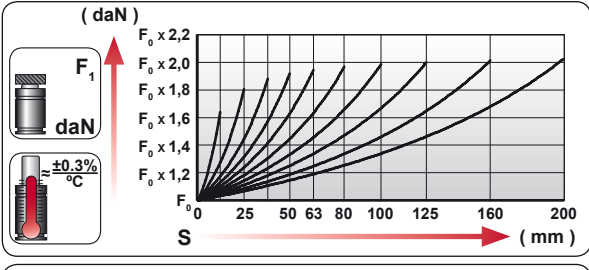




ORDER	S (mm)	L1 ±0,25 (mm)	L (mm)	Kg.
CTN 2500 012	12	88	76	2.02
CTN 2500 025	25	114	89	2.26
CTN 2500 038	38	140	102	2.50
CTN 2500 050	50	164	114	2.72
CTN 2500 063	63	190	127	2.96
CTN 2500 080	80	224	144	3.28
CTN 2500 100	100	264	164	3.65
CTN 2500 125	125	314	189	4.11
CTN 2500 160 *	160	384	224	4.76
CTN 2500 200 *	200	464	264	5.50



CODE	Pressure (bar)	Pressure (psi)	F ₀ (daN)	F ₁ (daN)
CTN 2500 050	130	1885	2550	4890
CTN-H 2500 050	0	0	---	---

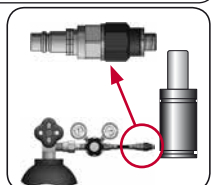
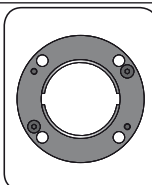
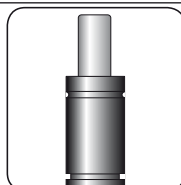



--	--	--	--	--	--	--	--

N ₂	Smax < 90%	Vmax 1,6 m/s	bar psi	bar psi	°C °F	°C °F	600 CP-
			20 290	150 2175	0 32	80 176	

MODEL	CTN 2500	CT 2500	

CT 	CTN
KRM6 	BK
DRM8 	TNRR
9RM8 	MCRR
7RM8 	TFRR
SKK 	SGS



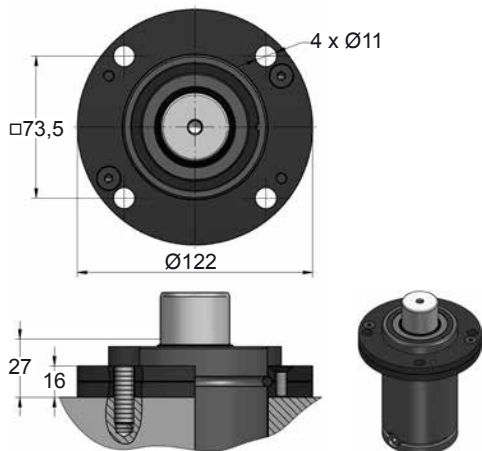
CODE	CTN 2500 050	KIT S-XXXXXXX KIT C-XXXXXXX	A14-075	18 CG 1-Q
ENG ORDER	GAS SPRING	REPAIR KIT	FLANGE	CHARGING ADAPTER
DEU BESTELLUNG	GASDRUCKFEDER	ERSATZTEILSATZ	FLANSCHEN	LADEADAPTER
FRA COMMANDE	RESSORT À GAZ	KIT DE RÉPARATION	BRIDE	RACCORD DE CHARGE
ITA ORDINE	CILINDRO AD AZOTO	KIT DI MANUTENZIONE	FLANGE	ADATTATORE DI CARICO
ESP PEDIDO	RESORTE DE GAS	KIT DE REPARACION	BRIDA	ADAPTADOR DE CARGA
POR PEDIDO	CILINDRO DE GAS	KIT DE MANUTENÇÃO	FLANGE	ADAPTADOR DE CARGA

CT 2500 MOUNTS

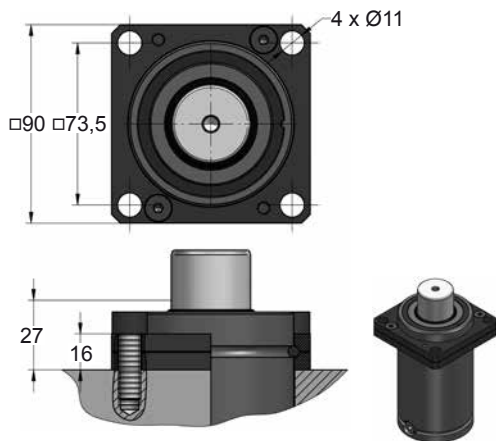
Low Profile

AZOL
GAS

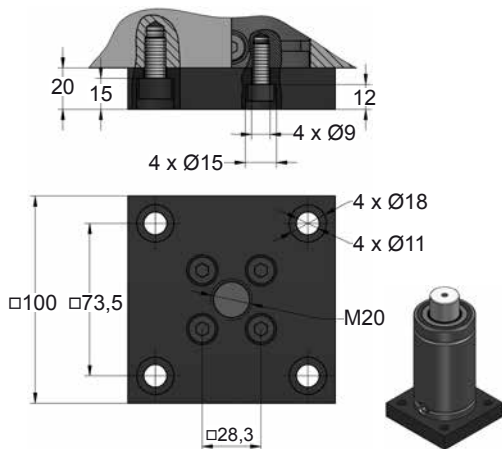
A14-075



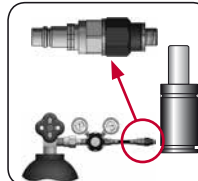
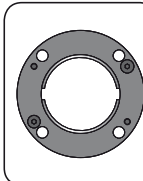
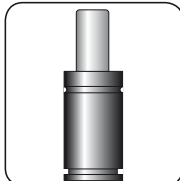
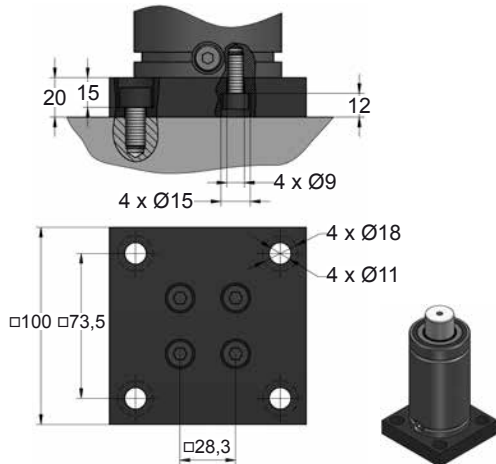
A34-075



B36-075



B41-075



CODE	CT 2500 050	KIT S-XXXXXXX KIT C-XXXXXXX	A14-075	06 CG 2-Q
ENG ORDER	GAS SPRING	REPAIR KIT	FLANGE	CHARGING ADAPTER
DEU BESTELLUNG	GASDRUCKFEDER	ERSATZTEILSATZ	FLANSCHEN	LADEADAPTER
FRA COMMANDE	RESSORT À GAZ	KIT DE RÉPARATION	BRIDE	RACCORD DE CHARGE
ITA ORDINE	CILINDRO AD AZOTO	KIT DI MANUTENZIONE	FLANGE	ADATTATORE DI CARICO
ESP PEDIDO	RESORTE DE GAS	KIT DE REPARACION	BRIDA	ADAPTADOR DE CARGA
POR PEDIDO	CILINDRO DE GAS	KIT DE MANUTENÇÃO	FLANGE	ADAPTADOR DE CARGA

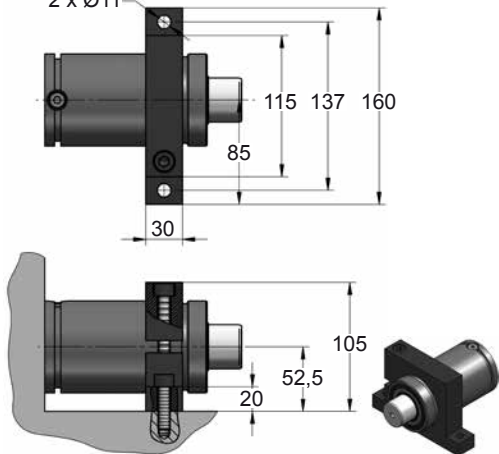


CT 2500 MOUNTS

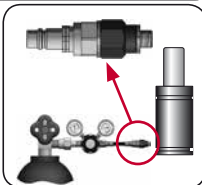
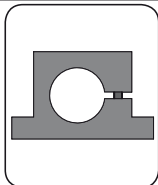




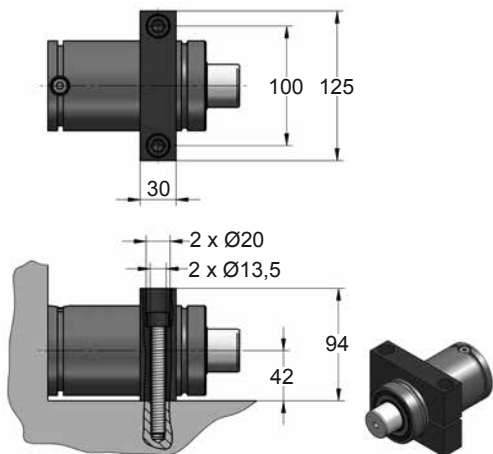
Low Profile

D02-075

2 x Ø11



D67-075

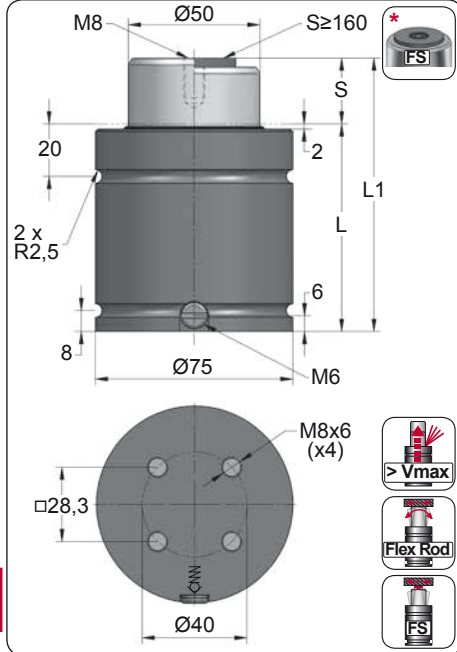


CODE	CT 2500 050	KIT S-XXXXXXX KIT C-XXXXXXX	D02-075	06 CG 2-Q
ENG ORDER	GAS SPRING	REPAIR KIT	FLANGE	CHARGING ADAPTER
DEU BESTELLUNG	GASDRUCKFEDER	ERSATZTEILSATZ	FLANSCHEN	LADEADAPTER
FRA COMMANDE	RESSORT À GAZ	KIT DE RÉPARATION	BRIDE	RACCORD DE CHARGE
ITA ORDINE	CILINDRO AD AZOTO	KIT DI MANUTENZIONE	FLANGE	ADATTATORE DI CARICO
ESP PEDIDO	RESORTE DE GAS	KIT DE REPARACION	BRIDA	ADAPTADOR DE CARGA
POR PEDIDO	CILINDRO DE GÁS	KIT DE MANUTENÇÃO	FLANGE	ADAPTADOR DE CARGA

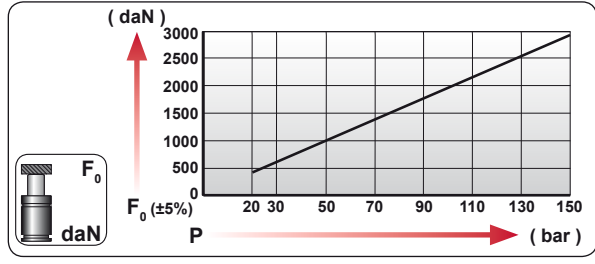
CT 3000

Low Profile

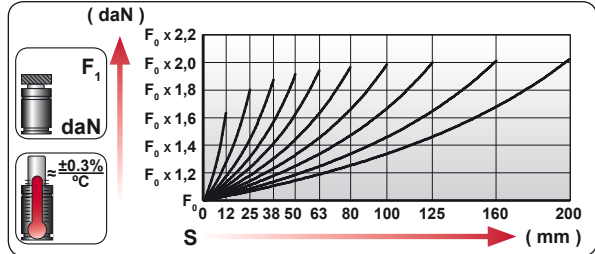




ORDER	S (mm)	L1 ±0,25 (mm)	L (mm)	Kg.
CT 3000 012	12	78	66	2.02
CT 3000 025	25	104	79	2.26
CT 3000 038	38	130	92	2.50
CT 3000 050	50	154	104	2.72
CT 3000 063	63	180	117	2.96
CT 3000 080	80	214	134	3.28
CT 3000 100	100	254	154	3.65
CT 3000 125	125	304	179	4.11
CT 3000 160 *	160	374	214	4.76
CT 3000 200 *	200	454	254	5.50



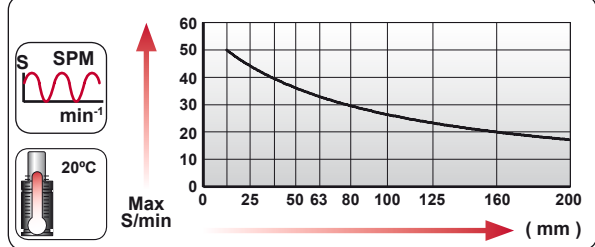
CODE	[Valve Icon]	Pressure		F ₀ daN	F ₁ daN
		bar	psi		
CT 3000 050	[Valve Icon]	150	2175	2945	5640
CT-H 3000 050	[Valve Icon]	0	0	---	---



[Icon]	ENG ORDER	[Valve Icon]	F ₀ daN	[Valve Icon]	S mm
	DEU BESTELLUNG				
	FRA COMMANDE				
	ITA ORDINE				
	ESP PEDIDO				
POR PEDIDO					

CT 3000 50

CT 3000 050



[N ₂ Icon]	[Smax Icon]	[Vmax Icon]	[Pmin Icon]	[Pmax Icon]	[Tmin Icon]	[Tmax Icon]	[CP Icon]
N ₂	Smax < 90%	Vmax 1,6 m/s	Pmin (20°C)	Pmax (20°C)	Tmin	Tmax	600 CP-

bar	psi	bar	psi	°C	°F	°C	°F
20	290	150	2175	0	32	80	176

MODEL	×	CW 2400 KZ 2400	×	CT 3000 CK 2500 FD 1500	GN 1500 CM 2500 CD 2400	AG 1500	CPH 4300 CP 5000	CS 4700		
SERIES	MINI	COMPACT HEIGHT	THREADED	LOW PROFILE	HEAVY DUTY	ISO	HEAVY LOAD	POWER COMPACT STROKE		

CT	CTN

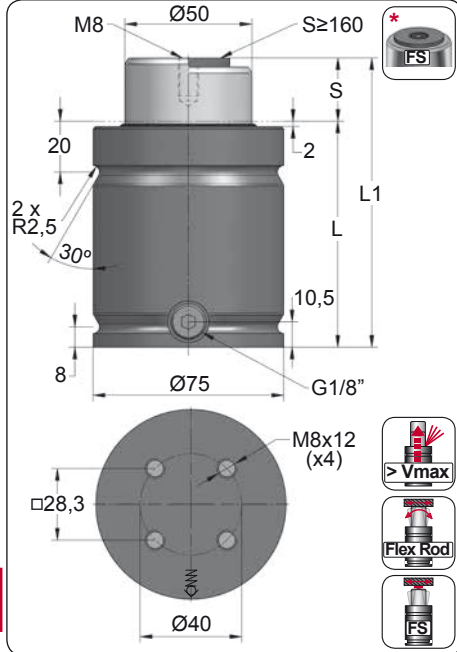
--	--	--	--	--	--

CODE	CT 3000 050	KIT S-XXXXXXX KIT C-XXXXXXX	A14-075	06 CG 2-Q
ENG ORDER	GAS SPRING	REPAIR KIT	FLANGE	CHARGING ADAPTER
DEU BESTELLUNG	GASDRUCKFEDER	ERSATZTEILSATZ	FLANSCHEN	LADEADAPTER
FRA COMMANDE	RESSORT À GAZ	KIT DE RÉPARATION	BRIDE	RACCORD DE CHARGE
ITA ORDINE	CILINDRO AD AZOTO	KIT DI MANUTENZIONE	FLANGE	ADATTATORE DI CARICO
ESP PEDIDO	RESORTE DE GAS	KIT DE REPARACION	BRIDA	ADAPTADOR DE CARGA
POR PEDIDO	CILINDRO DE GÁS	KIT DE MANUTENÇÃO	FLANGE	ADAPTADOR DE CARGA

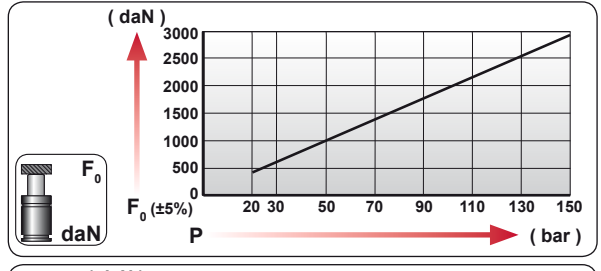
CTN 3000

Low Profile

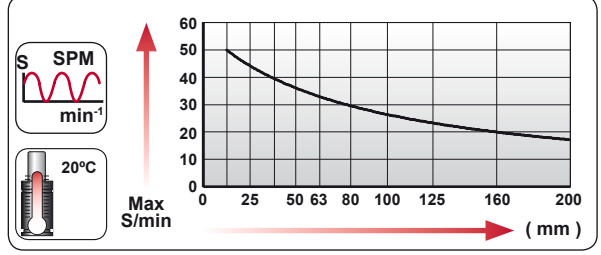
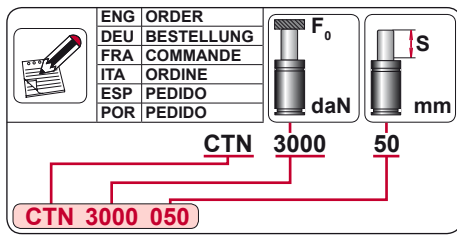
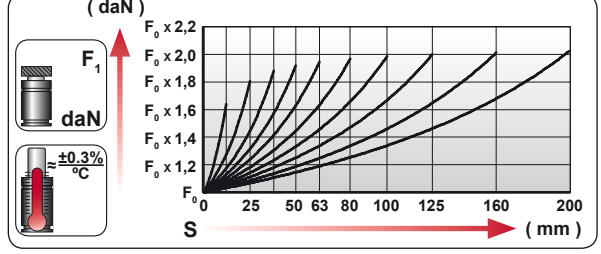




ORDER	S (mm)	L1 ±0,25 (mm)	L (mm)	Kg.
CTN 3000 012	12	88	76	2.02
CTN 3000 025	25	114	89	2.26
CTN 3000 038	38	140	102	2.50
CTN 3000 050	50	164	114	2.72
CTN 3000 063	63	190	127	2.96
CTN 3000 080	80	224	144	3.28
CTN 3000 100	100	264	164	3.65
CTN 3000 125	125	314	189	4.11
CTN 3000 160 *	160	384	224	4.76
CTN 3000 200 *	200	464	264	5.50


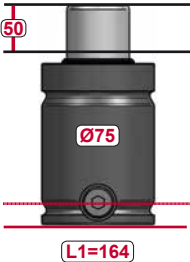
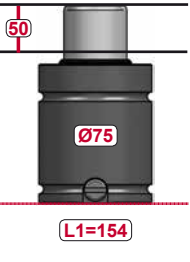














CODE	Pressure (bar)	Pressure (psi)	F ₀ (daN)	F ₁ (daN)
CTN 3000 050	150	2175	2945	5645
CTN-H 3000 050	0	0	---	---

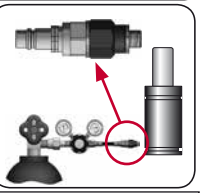
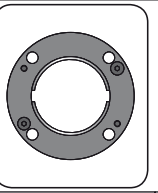


--	--	--	--	--	--	--	--

N ₂	Smax < 90%	Vmax 1,6 m/s	bar psi	bar psi	°C °F	°C °F	600 CP-
			20 290	150 2175	0 32	80 176	

		
	MODEL	CTN 3000

<p>CT</p> 	<p>CTN</p> 
<p>KRM6</p> 	<p>BK</p> 
	<p>DRM8</p> 
	<p>TNRR</p> 
	<p>9RM8</p> 
	<p>MCRR</p> 
	<p>7RM8</p> 
	<p>TFRR</p> 
	<p>SKK</p> 
	<p>SGS</p> 



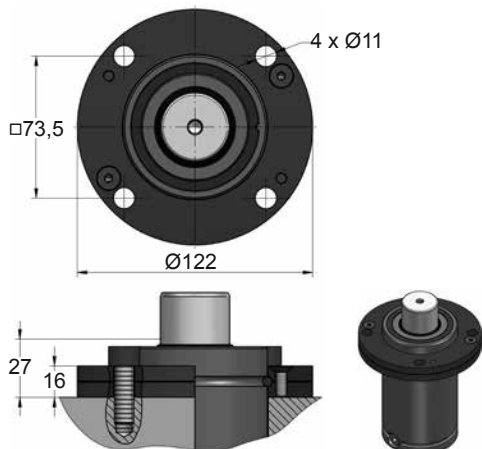
CODE	CTN 3000 050	KIT S-XXXXXXX KIT C-XXXXXXX	A14-075	18 CG 1-Q
ENG ORDER	GAS SPRING	REPAIR KIT	FLANGE	CHARGING ADAPTER
DEU BESTELLUNG	GASDRUCKFEDER	ERSATZTEILSATZ	FLANSCHEN	LADEADAPTER
FRA COMMANDE	RESSORT À GAZ	KIT DE RÉPARATION	BRIDE	RACCORD DE CHARGE
ITA ORDINE	CILINDRO AD AZOTO	KIT DI MANUTENZIONE	FLANGE	ADATTATORE DI CARICO
ESP PEDIDO	RESORTE DE GAS	KIT DE REPARACION	BRIDA	ADAPTADOR DE CARGA
POR PEDIDO	CILINDRO DE GAS	KIT DE MANUTENÇÃO	FLANGE	ADAPTADOR DE CARGA

CT 3000 MOUNTS

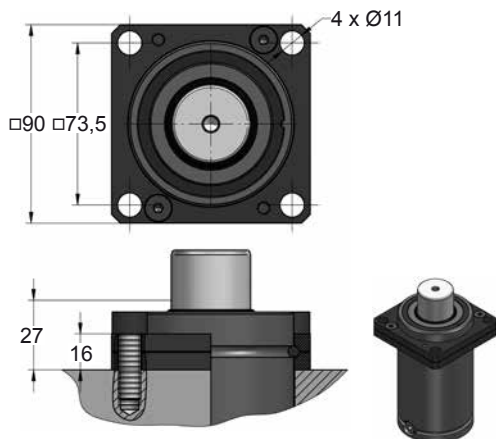
Low Profile

AZOL
GAS

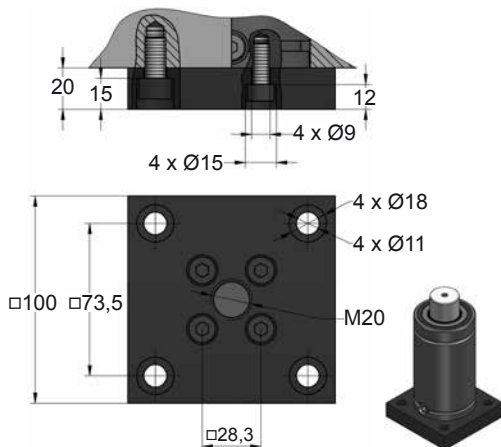
A14-075

E24.54.815.G
EM24.54.700F

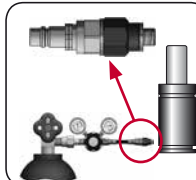
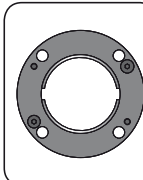
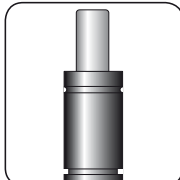
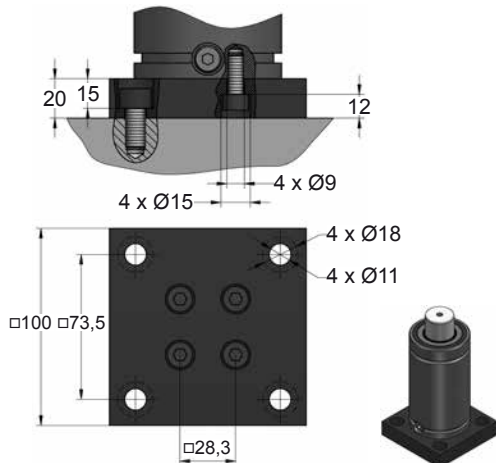
A34-075



B36-075



B41-075



CODE	CT 3000 050	KIT S-XXXXXXX KIT C-XXXXXXX	A14-075	06 CG 2-Q
ENG ORDER	GAS SPRING	REPAIR KIT	FLANGE	CHARGING ADAPTER
DEU BESTELLUNG	GASDRUCKFEDER	ERSATZTEILSATZ	FLANSCHEN	LADEADAPTER
FRA COMMANDE	RESSORT À GAZ	KIT DE RÉPARATION	BRIDE	RACCORD DE CHARGE
ITA ORDINE	CILINDRO AD AZOTO	KIT DI MANUTENZIONE	FLANGE	ADATTATORE DI CARICO
ESP PEDIDO	RESORTE DE GAS	KIT DE REPARACION	BRIDA	ADAPTADOR DE CARGA
POR PEDIDO	CILINDRO DE GAS	KIT DE MANUTENÇÃO	FLANGE	ADAPTADOR DE CARGA

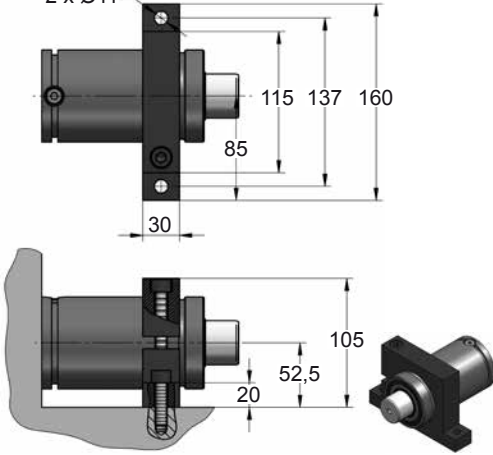


CT 3000 MOUNTS

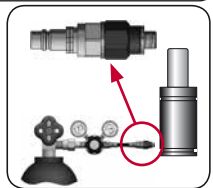
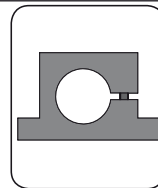
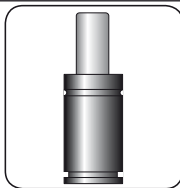


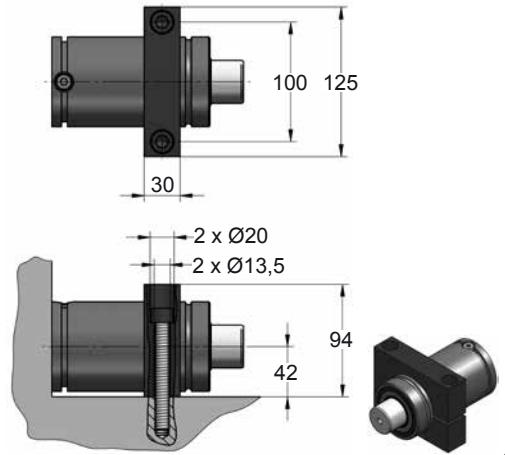
Low Profile

D02-075

2 x Ø11



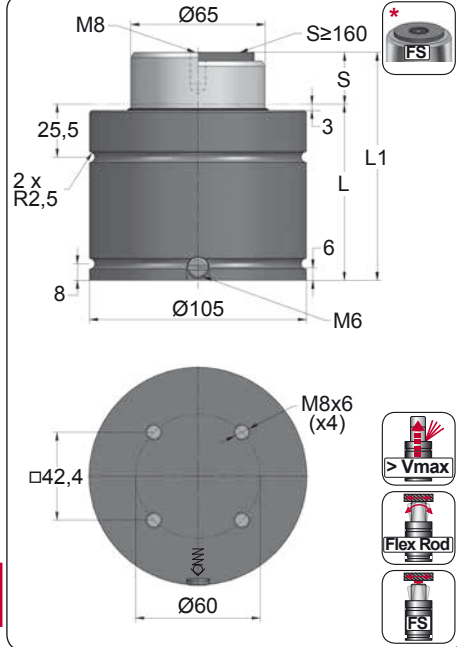
D67-075



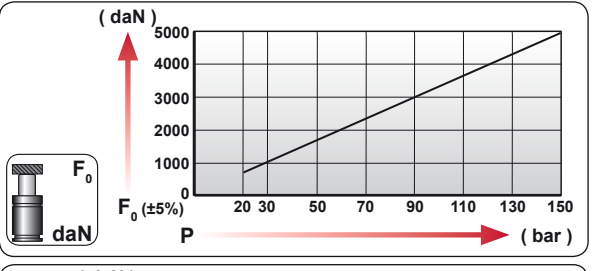
CODE	CT 3000 050	KIT S-XXXXXXX KIT C-XXXXXXX	D02-075	06 CG 2-Q
ENG ORDER	GAS SPRING	REPAIR KIT	FLANGE	CHARGING ADAPTER
DEU BESTELLUNG	GASDRUCKFEDER	ERSATZTEILSATZ	FLANSCHEN	LADEADAPTER
FRA COMMANDE	RESSORT À GAZ	KIT DE RÉPARATION	BRIDE	RACCORD DE CHARGE
ITA ORDINE	CILINDRO AD AZOTO	KIT DI MANUTENZIONE	FLANGE	ADATTATORE DI CARICO
ESP PEDIDO	RESORTE DE GAS	KIT DE REPARACION	BRIDA	ADAPTADOR DE CARGA
POR PEDIDO	CILINDRO DE GÁS	KIT DE MANUTENÇÃO	FLANGE	ADAPTADOR DE CARGA

CT 5000

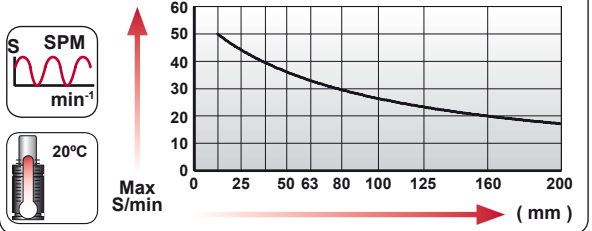
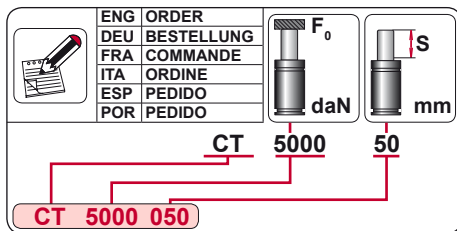
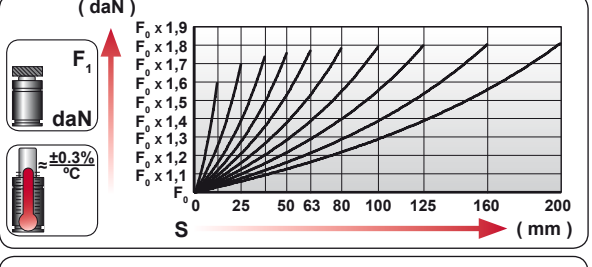
Low Profile



ORDER	S (mm)	L1 ±0,25 (mm)	L (mm)	Kg.
CT 5000 012	12	84	72	3.48
CT 5000 025	25	110	85	3.92
CT 5000 038	38	136	98	4.37
CT 5000 050	50	160	110	4.78
CT 5000 063	63	186	123	5.22
CT 5000 080	80	220	140	5.80
CT 5000 100	100	260	160	6.49
CT 5000 125	125	310	185	7.34
CT 5000 160 *	160	380	220	8.54
CT 5000 200 *	200	460	260	9.91



CODE		Pressure		F ₀ daN	F ₁ daN
		bar	psi		
CT 5000 050		150	2175	4980	8750
CT-H 5000 050		0	0	---	---



--	--	--	--	--	--	--	--

N ₂	S _{max} < 90%	V _{max} 1,6 m/s	bar psi	bar psi	°C °F	°C °F	600 CP-
			20 290	150 2175	0 32	80 176	

MODEL	×	×	×	CT 5000	×	×	×	×
SERIES	MINI 	COMPACT HEIGHT 	THREADED 	LOW PROFILE 	HEAVY DUTY 	ISO 	HEAVY LOAD 	POWER COMPACT STROKE

<p>CT</p> <p>CT</p>	<p>CTN</p> <p>CTN</p>
-----------------------------------	-------------------------------------

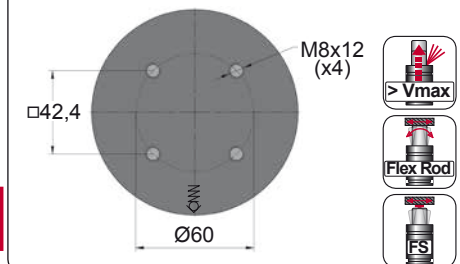
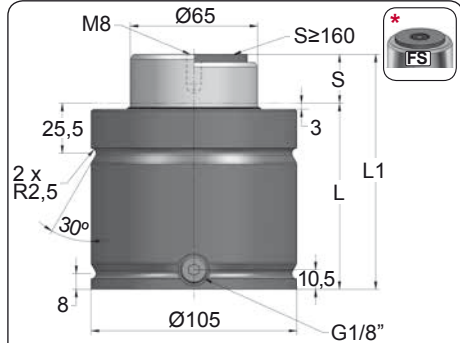
--	--	--	--	--	--

CODE	CT 5000 050	KIT S-XXXXXXX KIT C-XXXXXXX	A14-105	06 CG 2-Q
ENG ORDER	GAS SPRING	REPAIR KIT	FLANGE	CHARGING ADAPTER
DEU BESTELLUNG	GASDRUCKFEDER	ERSATZTEILSATZ	FLANSCHEN	LADEADAPTER
FRA COMMANDE	RESSORT À GAZ	KIT DE RÉPARATION	BRIDE	RACCORD DE CHARGE
ITA ORDINE	CILINDRO AD AZOTO	KIT DI MANUTENZIONE	FLANGE	ADATTATORE DI CARICO
ESP PEDIDO	RESORTE DE GAS	KIT DE REPARACION	BRIDA	ADAPTADOR DE CARGA
POR PEDIDO	CILINDRO DE GÁS	KIT DE MANUTENÇÃO	FLANGE	ADAPTADOR DE CARGA

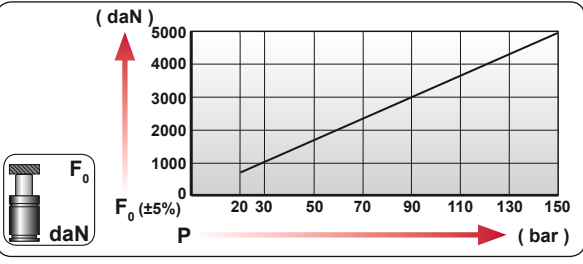
CTN 5000

Low Profile

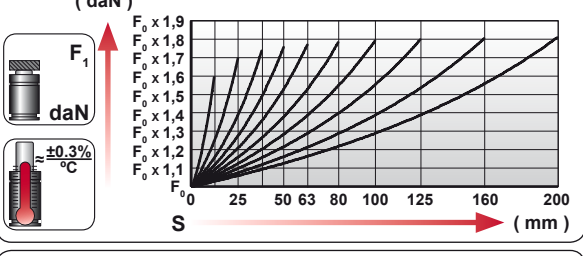




ORDER	S (mm)	L1 ±0,25 (mm)	L (mm)	Kg.
CTN 5000 012	12	94	82	4.13
CTN 5000 025	25	120	95	4.57
CTN 5000 038	38	146	108	5.02
CTN 5000 050	50	170	120	5.43
CTN 5000 063	63	196	133	5.87
CTN 5000 080	80	230	150	6.45
CTN 5000 100	100	270	170	7.14
CTN 5000 125	125	320	195	7.99
CTN 5000 160 *	160	390	230	9.19
CTN 5000 200 *	200	470	270	10.56



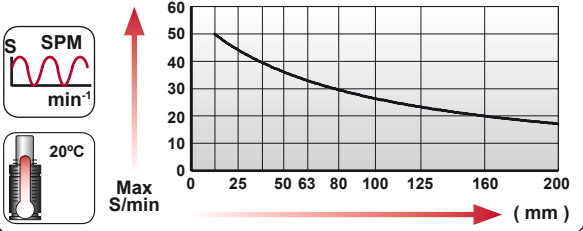
CODE		Pressure		Force	
		bar	psi	daN	daN
CTN 5000 050		150	2175	4980	8750
CTN-H 5000 050		0	0	---	---



	ENG ORDER		F ₀ daN		S mm
	DEU BESTELLUNG				
	FRA COMMANDE				
	ITA ORDINE				
	ESP PEDIDO				
POR PEDIDO					

CTN 5000 50

CTN 5000 050

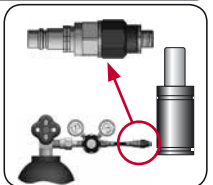
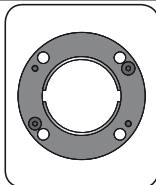
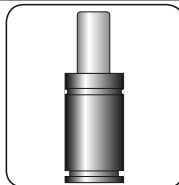


--	--	--	--	--	--	--	--

N ₂	Smax < 90%	Vmax 1,6 m/s	bar psi	bar psi	°C °F	°C °F	600 CP-
			20 290	150 2175	0 32	80 176	

MODEL	CTN 5000	CT 5000

<p>CT</p>	<p>CTN</p>
------------------	-------------------



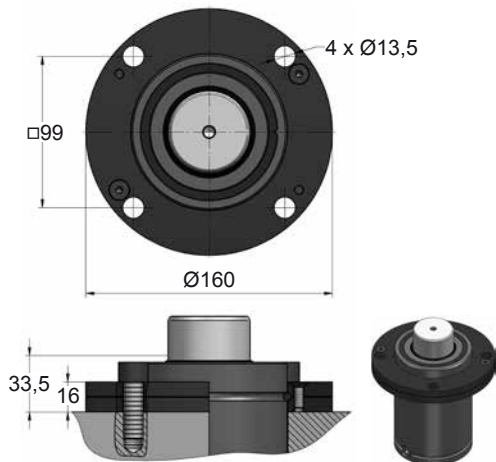
CODE	CTN 5000 050	KIT S-XXXXXXX KIT C-XXXXXXX	A14-105	18 CG 1-Q
ENG ORDER	GAS SPRING	REPAIR KIT	FLANGE	CHARGING ADAPTER
DEU BESTELLUNG	GASDRUCKFEDER	ERSATZTEILSATZ	FLANSCHEN	LADEADAPTER
FRA COMMANDE	RESSORT À GAZ	KIT DE RÉPARATION	BRIDE	RACCORD DE CHARGE
ITA ORDINE	CILINDRO AD AZOTO	KIT DI MANUTENZIONE	FLANGE	ADATTATORE DI CARICO
ESP PEDIDO	RESORTE DE GAS	KIT DE REPARACION	BRIDA	ADAPTADOR DE CARGA
POR PEDIDO	CILINDRO DE GAS	KIT DE MANUTENÇÃO	FLANGE	ADAPTADOR DE CARGA

CT 5000 MOUNTS

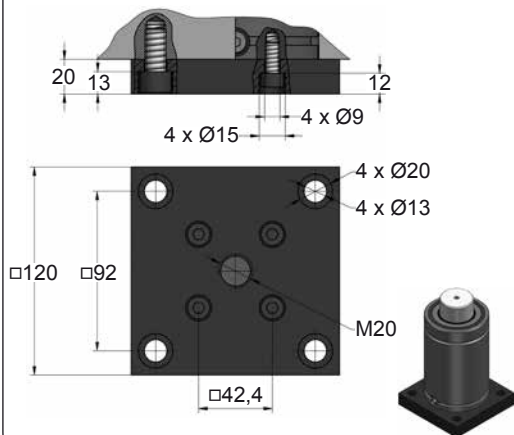
Low Profile

**AZOL
GAS** 

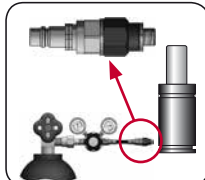
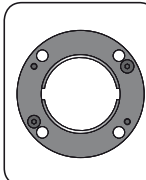
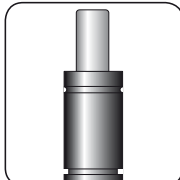
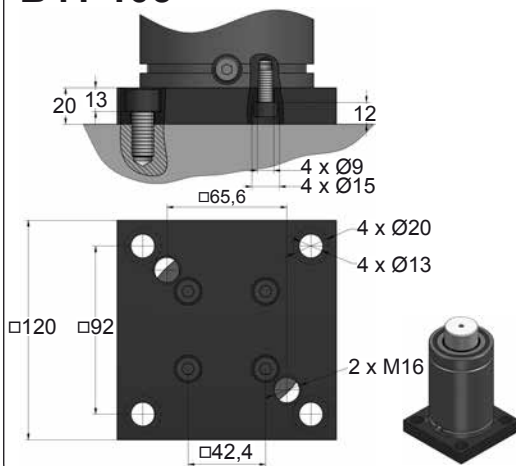
A14-105



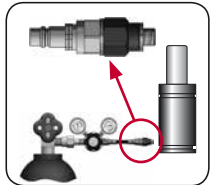
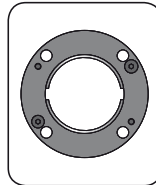




B36-105



B41-105



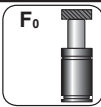





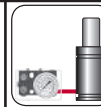

CODE	CT 5000 050	KIT S-XXXXXXX KIT C-XXXXXXX	A14-105	06 CG 2-Q
ENG ORDER	GAS SPRING	REPAIR KIT	FLANGE	CHARGING ADAPTER
DEU BESTELLUNG	GASDRUCKFEDER	ERSATZTEILSATZ	FLANSCH	LADEADAPTER
FRA COMMANDE	RESSORT À GAZ	KIT DE RÉPARATION	BRIDE	RACCORD DE CHARGE
ITA ORDINE	CILINDRO AD AZOTO	KIT DI MANUTENZIONE	FLANGE	ADATTATORE DI CARICO
ESP PEDIDO	RESORTE DE GAS	KIT DE REPARACION	BRIDA	ADAPTADOR DE CARGA
POR PEDIDO	CILINDRO DE GÁS	KIT DE MANUTENÇÃO	FLANGE	ADAPTADOR DE CARGA







CODE	CT 5000 050	KIT S-XXXXXXX KIT C-XXXXXXX	A14-105	06 CG 2-Q
ENG ORDER	GAS SPRING	REPAIR KIT	FLANGE	CHARGING ADAPTER
DEU BESTELLUNG	GASDRUCKFEDER	ERSATZTEILSATZ	FLANSCHEN	LADEADAPTER
FRA COMMANDE	RESSORT À GAZ	KIT DE RÉPARATION	BRIDE	RACCORD DE CHARGE
ITA ORDINE	CILINDRO AD AZOTO	KIT DI MANUTENZIONE	FLANGE	ADATTATORE DI CARICO
ESP PEDIDO	RESORTE DE GAS	KIT DE REPARACION	BRIDA	ADAPTADOR DE CARGA
POR PEDIDO	CILINDRO DE GÁS	KIT DE MANUTENÇÃO	FLANGE	ADAPTADOR DE CARGA



KZ COMPACT HEIGHT LARGE

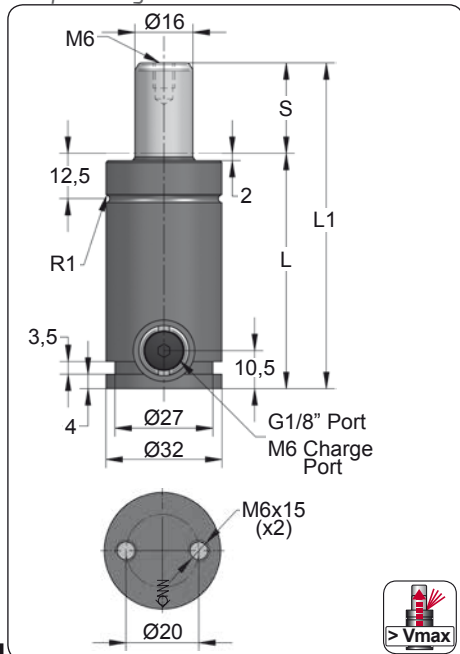
MODEL								
KZ 350	350	Ø32	10 - 125	60 - 290	180	M6	<input checked="" type="checkbox"/>	<input checked="" type="checkbox"/>
KZ 500	500	Ø38	10 - 125	60 - 290	150	M6	<input checked="" type="checkbox"/>	<input checked="" type="checkbox"/>
KZ 750 V1	750	Ø45	10 - 125	67 - 297	150	G1/8"	<input checked="" type="checkbox"/>	<input checked="" type="checkbox"/>
KZ 1000 V1	1000	Ø50	13 - 125	78 - 302	150	G1/8"	<input checked="" type="checkbox"/>	<input checked="" type="checkbox"/>
KZ 1500	1500	Ø63	13 - 125	78 - 302	150	G1/8"	<input checked="" type="checkbox"/>	<input checked="" type="checkbox"/>
KZ 2400	2400	Ø75	16 - 125	91 - 309	150	G1/8"	<input checked="" type="checkbox"/>	<input checked="" type="checkbox"/>
KZ 4200	4200	Ø95	16 - 125	94 - 312	150	G1/8"	<input checked="" type="checkbox"/>	<input checked="" type="checkbox"/>
KZ 6600	6600	Ø120	16 - 125	104 - 322	150	G1/8"	<input checked="" type="checkbox"/>	<input checked="" type="checkbox"/>

				MODEL	SERIES
50	Ø50	L1=138 L1=152	1000 1000	CW 1000 KZ 1000	MINI
50	Ø50	L1=138	1000	AS 1000	COMPACT HEIGHT
50	Ø50	L1=138 L1=150 L1=150	1000 1000 750	CT 1000 CK 1000 FD 750	THREADED
50	Ø50	L1=170 L1=185 L1=195	750 1000 1000	GN 750 CM 1000 CD 1000	LOW PROFILE
50	Ø50	L1=195	750	AG 750	HEAVY DUTY
50	Ø50	L1=165 L1=175	1700 2000	CPH 1700 CP 2000	ISO
50	Ø50	L1=220	1800	CS 1800	HEAVY LOAD
					POWER COMPACT STROKE
					<input checked="" type="checkbox"/> >Pmax
					<input checked="" type="checkbox"/> <S
					<input checked="" type="checkbox"/> >Fo

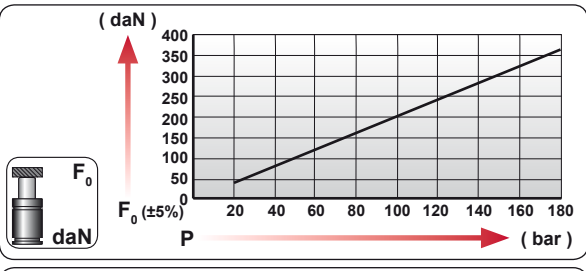
KZ 350

Compact Height

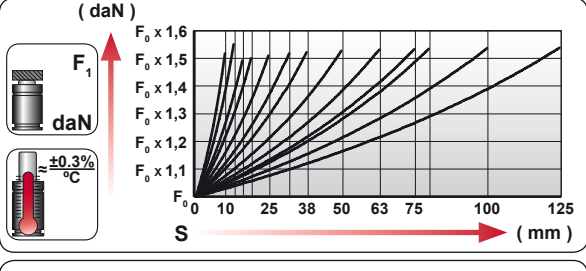




ORDER	S (mm)	L1 ±0.25 (mm)	L (mm)	Kg.
KZ 350 010	10	60	50	0.23
KZ 350 013	13	66	53	0.24
KZ 350 016	16	72	56	0.25
KZ 350 019	19	78	59	0.26
KZ 350 025	25	90	65	0.28
KZ 350 032	32	104	72	0.31
KZ 350 038	38	116	78	0.33
KZ 350 050	50	140	90	0.37
KZ 350 063	63	166	103	0.41
KZ 350 075	75	190	115	0.45
KZ 350 080	80	200	120	0.47
KZ 350 100	100	240	140	0.54
KZ 350 125	125	290	165	0.62



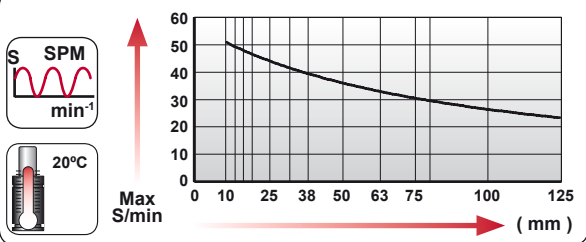
CODE	[Valve Icon]	Pressure		Force	
		bar	psi	daN	daN
KZ 350 050	[Valve Icon]	180	2610	360	550
KZ-H 350 050	[Valve Icon]	0	0	---	---



[Icon]	ENG ORDER	[Valve Icon]	F ₀ daN	[Valve Icon]	S mm
	DEU BESTELLUNG				
	FRA COMMANDE				
	ITA ORDINE				
	ESP PEDIDO				
POR PEDIDO					

KZ 350 50

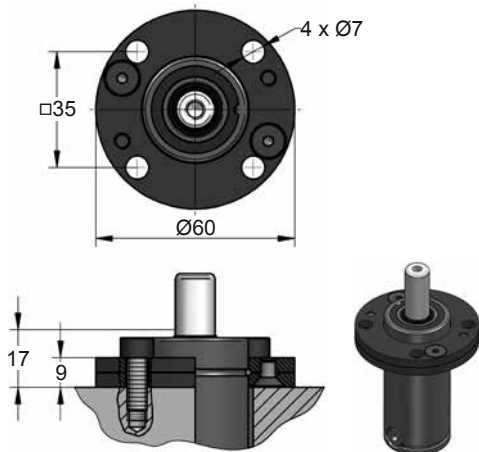
KZ 350 050



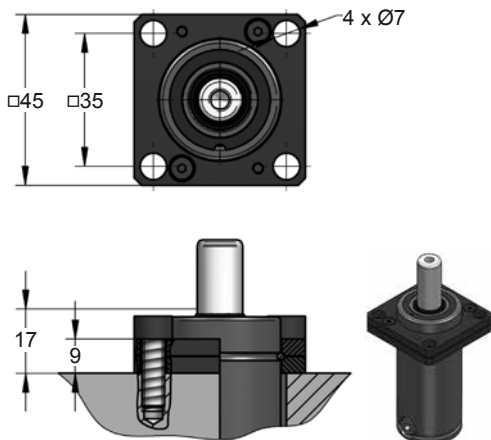
[N ₂ Icon]	[Smax Icon]	[Vmax Icon]	[Pmin Icon]	[Pmax Icon]	[Tmin Icon]	[Tmax Icon]	[CP Icon]
N ₂	Smax < 90%	Vmax 1,6 m/s	Pmin (20°C)	Pmax (20°C)	Tmin	Tmax	600 CP-

bar	psi	bar	psi	°C	°F	°C	°F
20	290	180	2610	0	32	80	176

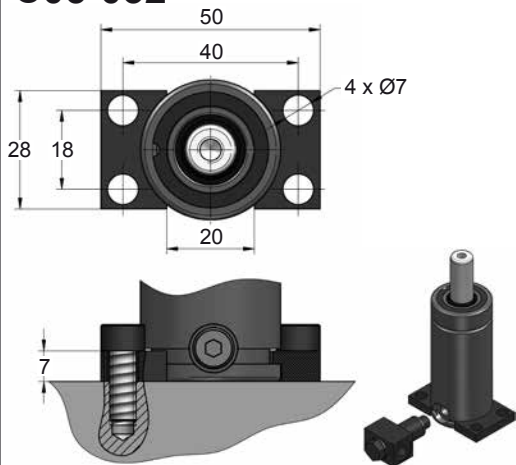
A14-032



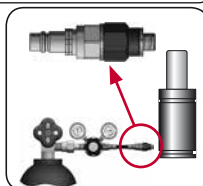
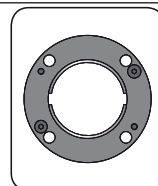
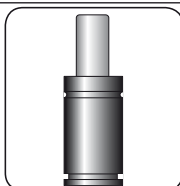
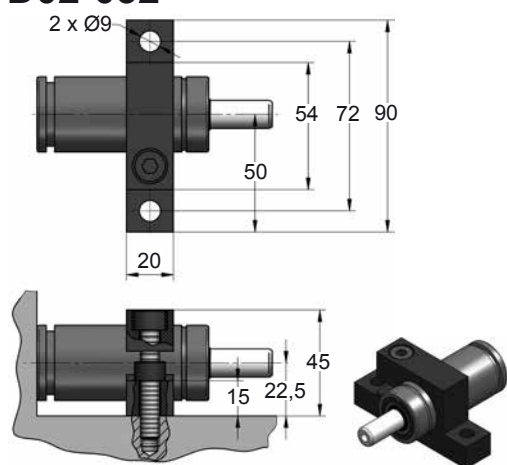
A34-032



C05-032



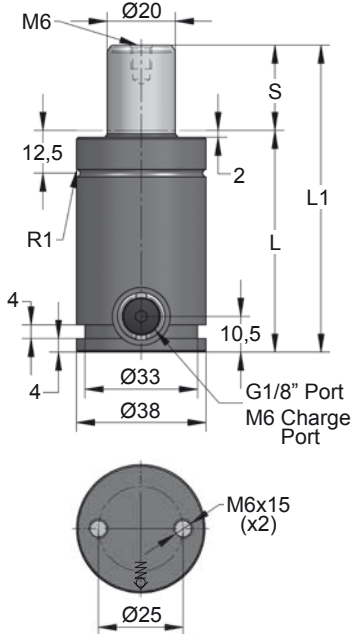
D02-032



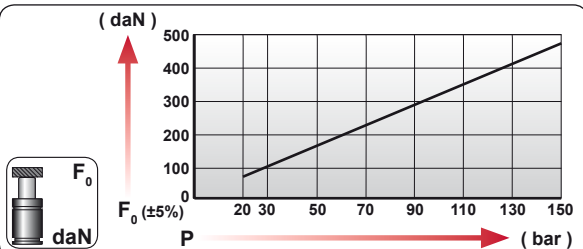
CODE	KZ 350 050	KIT S-XXXXXXX KIT C-XXXXXXX	A14-032	06 CG 2-Q
ENG ORDER	GAS SPRING	REPAIR KIT	FLANGE	CHARGING ADAPTER
DEU BESTELLUNG	GASDRUCKFEDER	ERSATZTEILSATZ	FLANSCH	LADEADAPTER
FRA COMMANDE	RESSORT À GAZ	KIT DE RÉPARATION	BRIDE	RACCORD DE CHARGE
ITA ORDINE	CILINDRO AD AZOTO	KIT DI MANUTENZIONE	FLANGE	ADATTATORE DI CARICO
ESP PEDIDO	RESORTE DE GAS	KIT DE REPARACION	BRIDA	ADAPTADOR DE CARGA
POR PEDIDO	CILINDRO DE GAS	KIT DE MANUTENÇÃO	FLANGE	ADAPTADOR DE CARGA

KZ 500

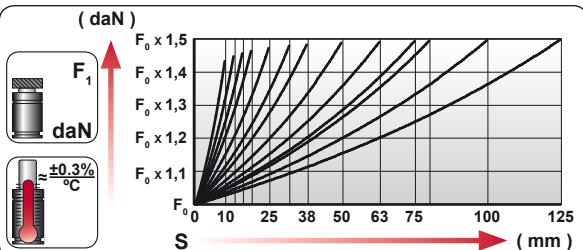
Compact Height



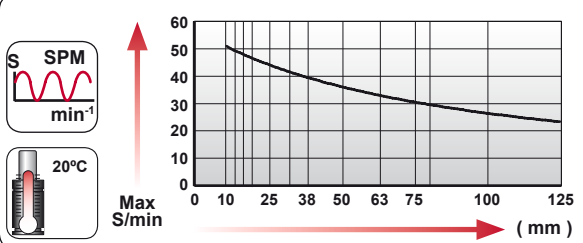
ORDER	S (mm)	L1 ±0.25 (mm)	L (mm)	Kg.
KZ 500 010	10	60	50	0.24
KZ 500 013	13	66	53	0.25
KZ 500 016	16	72	56	0.26
KZ 500 019	19	78	59	0.27
KZ 500 025	25	90	65	0.30
KZ 500 032	32	104	72	0.32
KZ 500 038	38	116	78	0.35
KZ 500 050	50	140	90	0.40
KZ 500 063	63	166	103	0.45
KZ 500 075	75	190	115	0.50
KZ 500 080	80	200	120	0.52
KZ 500 100	100	240	140	0.60
KZ 500 125	125	290	165	0.70



CODE					
		bar	psi		
KZ 500 050		150	2175	470	700
KZ-H 500 050		0	0	---	---



ENG	ORDER		
DEU	BESTELLUNG	daN	mm
FRA	COMMANDE		
ITA	ORDINE		
ESP	PEDIDO		
POR	PEDIDO		
		500	50
	KZ 500 050		



--	--	--	--	--	--

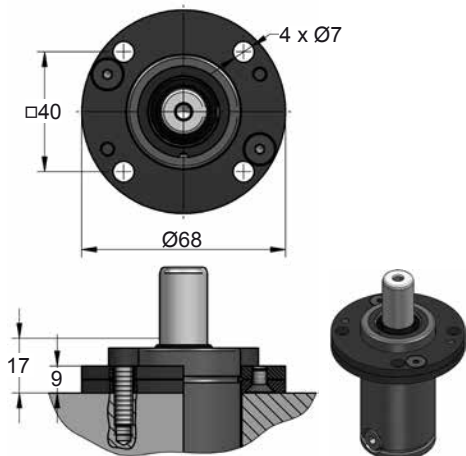
N ₂	Smax < 90%	Vmax 1,6 m/s	bar psi 20 290	bar psi 150 2175	°C °F 0 32	°C °F 80 176	600 CP-
----------------	------------	--------------	-------------------	---------------------	---------------	-----------------	---------



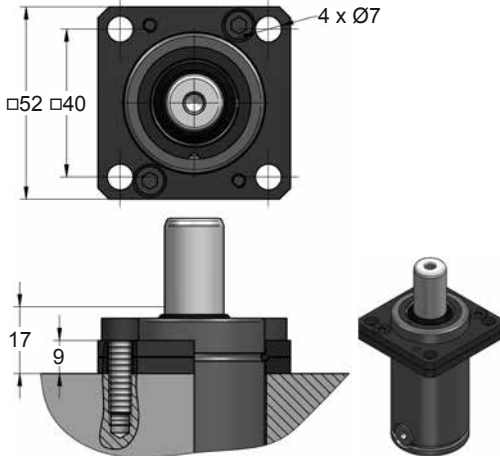
KZ 500 MOUNTS

Compact Height

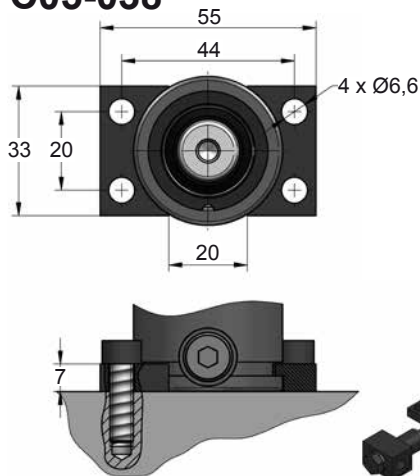
A14-038



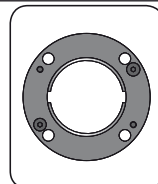
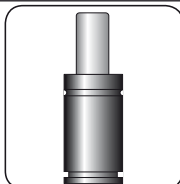
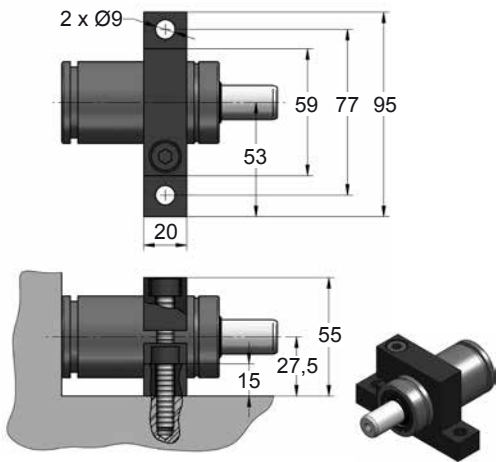
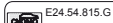
A34-038



C05-038



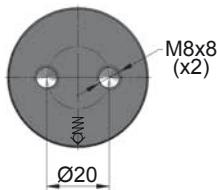
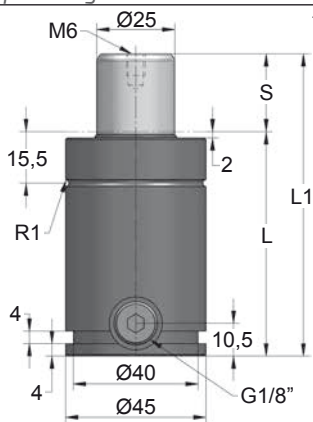
D02-038



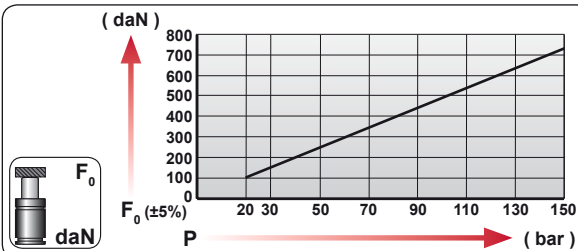
CODE	KZ 500 050	KIT S-XXXXXXX KIT C-XXXXXXX	A14-038	06 CG 2-Q
ENG ORDER	GAS SPRING	REPAIR KIT	FLANGE	CHARGING ADAPTER
DEU BESTELLUNG	GASDRUCKFEDER	ERSATZTEILSATZ	FLANSCHEN	LADEADAPTER
FRA COMMANDE	RESSORT À GAZ	KIT DE RÉPARATION	BRIDE	RACCORD DE CHARGE
ITA ORDINE	CILINDRO AD AZOTO	KIT DI MANUTENZIONE	FLANGE	ADATTATORE DI CARICO
ESP PEDIDO	RESORTE DE GAS	KIT DE REPARACION	BRIDA	ADAPTADOR DE CARGA
POR PEDIDO	CILINDRO DE GÁS	KIT DE MANUTENÇÃO	FLANGE	ADAPTADOR DE CARGA

KZ 750 V1

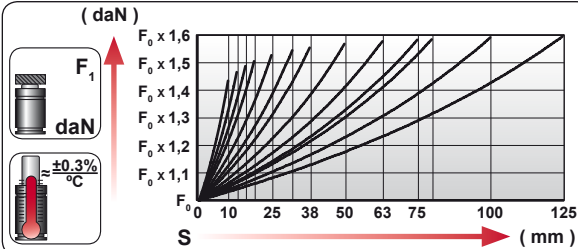
Compact Height



ORDER	S (mm)	L1 ±0.25 (mm)	L (mm)	Kg.
KZ 750 010 V1	10	67	57	0.54
KZ 750 013 V1	13	73	60	0.56
KZ 750 016 V1	16	79	63	0.58
KZ 750 019 V1	19	85	66	0.59
KZ 750 025 V1	25	97	72	0.63
KZ 750 032 V1	32	111	79	0.67
KZ 750 038 V1	38	123	85	0.71
KZ 750 050 V1	50	147	97	0.79
KZ 750 063 V1	63	173	110	0.87
KZ 750 075 V1	75	197	122	0.94
KZ 750 080 V1	80	207	127	0.97
KZ 750 100 V1	100	247	147	1.10
KZ 750 125 V1	125	297	172	1.25



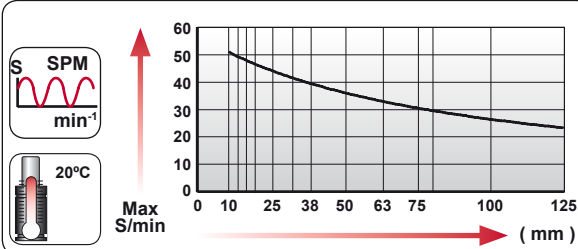
CODE	Pressure (bar/psi)	F ₀ (daN)	F ₁ (daN)
KZ 750 050 V1	150 / 2175	735	1150
KZ-H 750 050 V1	0 / 0	---	---



ENG ORDER
 DEU BESTELLUNG
 FRA COMMANDE
 ITA ORDINE
 ESP PEDIDO
 POR PEDIDO

F₀ daN
 S mm

KZ 750 50
KZ 750 050 V1



N₂
 S_{max} < 90%
 Vmax 1,6 m/s
 Pmin (20°C)
 Pmax (20°C)
 Tmin
 Tmax
 600 CP-

N ₂	S _{max} < 90%	V _{max} 1,6 m/s	bar psi	bar psi	°C °F	°C °F	600 CP-
			20 290	150 2175	0 32	80 176	



KZ 750 V1 MOUNTS

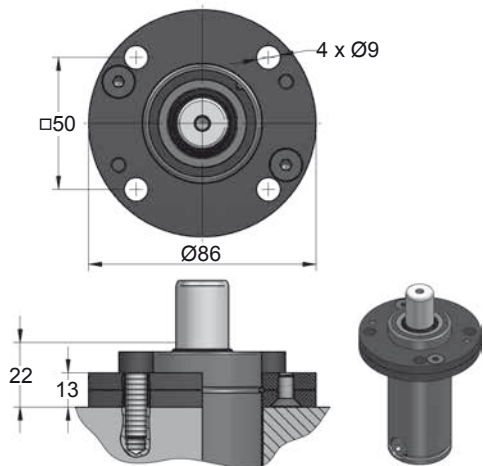
Compact Height

MODEL	X	CW 750 KZ 750	AS 700	CK 750 FD 500	CM 600 CD 700	APF 500	CPH 1250	X
SERIES	MINI	COMPACT HEIGHT	THREADED	LOW PROFILE	HEAVY DUTY	ISO	HEAVY LOAD	POWER COMPACT STROKE

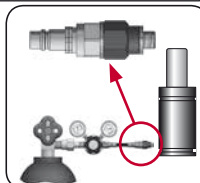
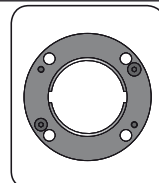
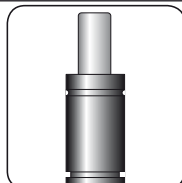
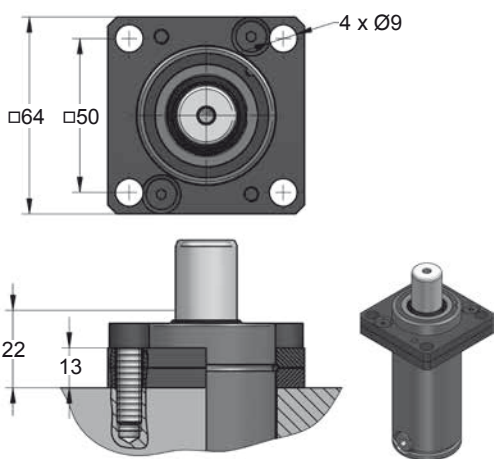
A14-045



E24.54.815.G
EM24.54.700/F



A34-045



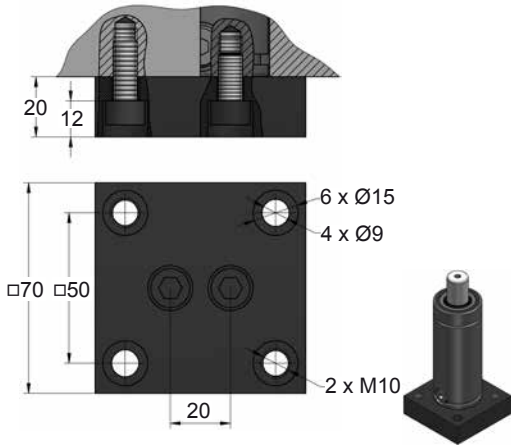
CODE	KZ 750 050 V1	KIT S-XXXXXXX KIT C-XXXXXXX	A14-045	18 CG 1-Q
ENG ORDER	GAS SPRING	REPAIR KIT	FLANGE	CHARGING ADAPTER
DEU BESTELLUNG	GASDRUCKFEDER	ERSATZTEILSATZ	FLANSCHEN	LADEADAPTER
FRA COMMANDE	RESSORT À GAZ	KIT DE RÉPARATION	BRIDE	RACCORD DE CHARGE
ITA ORDINE	CILINDRO AD AZOTO	KIT DI MANUTENZIONE	FLANGE	ADATTATORE DI CARICO
ESP PEDIDO	RESORTE DE GAS	KIT DE REPARACION	BRIDA	ADAPTADOR DE CARGA
POR PEDIDO	CILINDRO DE GÁS	KIT DE MANUTENÇÃO	FLANGE	ADAPTADOR DE CARGA

KZ 750 V1 MOUNTS

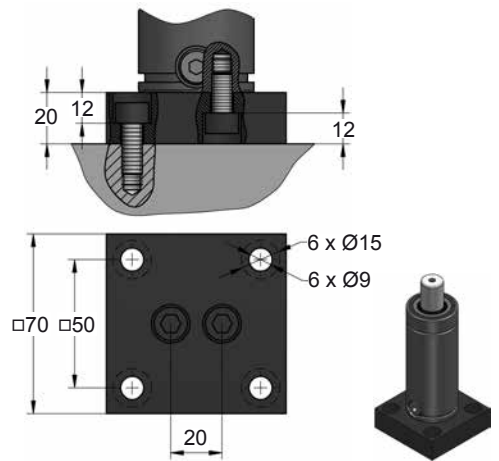
Compact Height



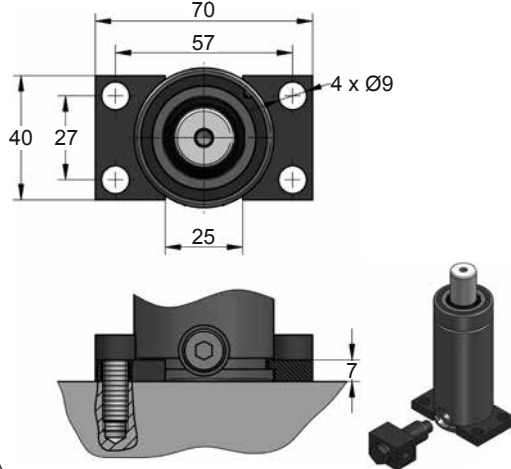
B36-045



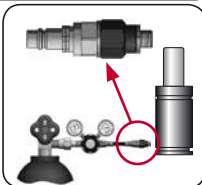
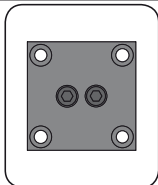

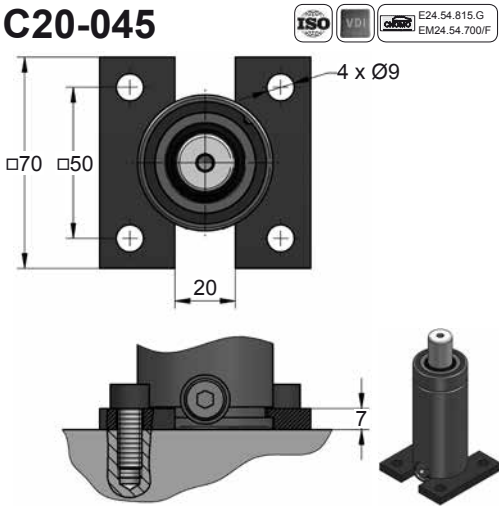
B41-045



C05-045



C20-045

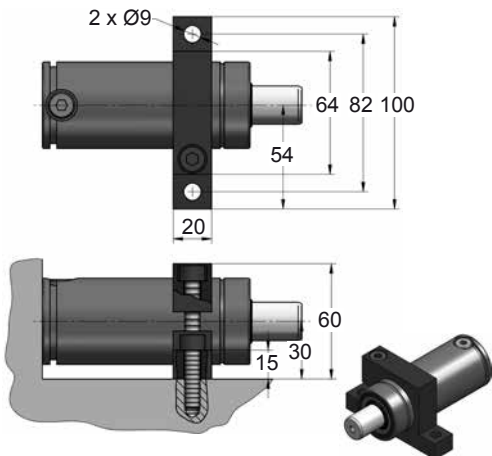


CODE	KZ 750 050 V1	KIT S-XXXXXXX KIT C-XXXXXXX	B36-045	18 CG 1-Q	
ENG	ORDER	GAS SPRING	REPAIR KIT	FLANGE	CHARGING ADAPTER
DEU	BESTELLUNG	GASDRUCKFEDER	ERSATZTEILSATZ	FLANSCHEN	LADEADAPTER
FRA	COMMANDE	RESSORT À GAZ	KIT DE RÉPARATION	BRIDE	RACCORD DE CHARGE
ITA	ORDINE	CILINDRO AD AZOTO	KIT DI MANUTENZIONE	FLANGE	ADATTATORE DI CARICO
ESP	PEDIDO	RESORTE DE GAS	KIT DE REPARACION	BRIDA	ADAPTADOR DE CARGA
POR	PEDIDO	CILINDRO DE GÁS	KIT DE MANUTENÇÃO	FLANGE	ADAPTADOR DE CARGA

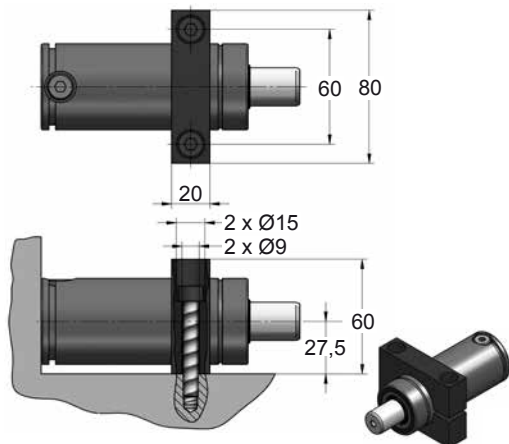
KZ 750 V1 MOUNTS

Compact Height

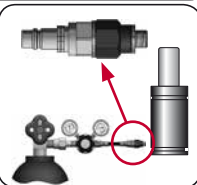
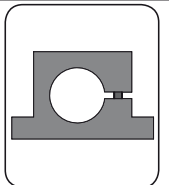



D02-045



D67-045



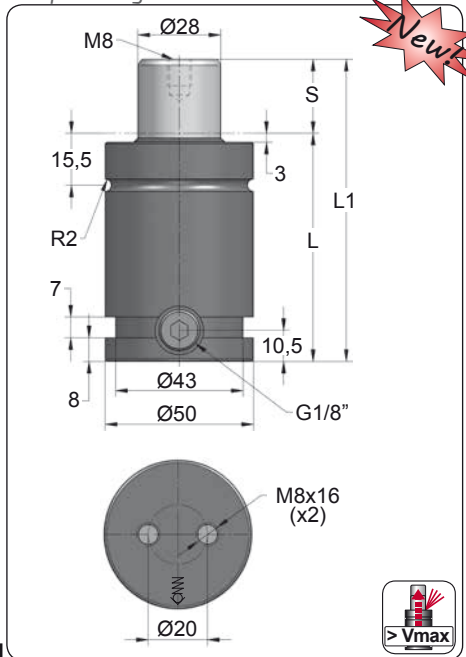
VDI



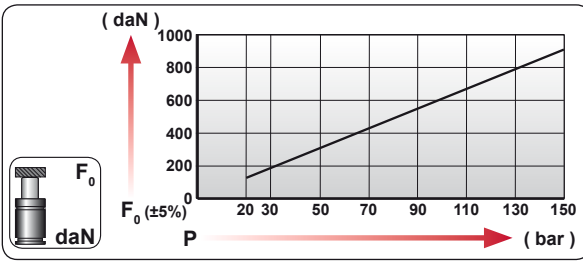
CODE	KZ 750 050 V1	KIT S-XXXXXXX KIT C-XXXXXXX	D02-045	18 CG 1-Q
ENG ORDER	GAS SPRING	REPAIR KIT	FLANGE	CHARGING ADAPTER
DEU BESTELLUNG	GASDRUCKFEDER	ERSATZTEILSATZ	FLANSCHEN	LADEADAPTER
FRA COMMANDE	RESSORT À GAZ	KIT DE RÉPARATION	BRIDE	RACCORD DE CHARGE
ITA ORDINE	CILINDRO AD AZOTO	KIT DI MANUTENZIONE	FLANGE	ADATTATORE DI CARICO
ESP PEDIDO	RESORTE DE GAS	KIT DE REPARACION	BRIDA	ADAPTADOR DE CARGA
POR PEDIDO	CILINDRO DE GÁS	KIT DE MANUTENÇÃO	FLANGE	ADAPTADOR DE CARGA

KZ 1000 V1

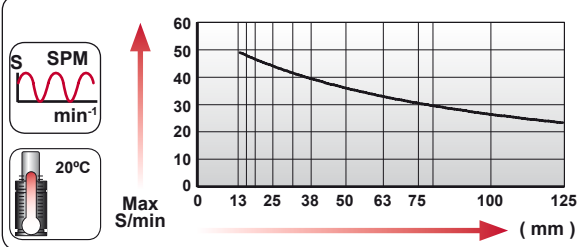
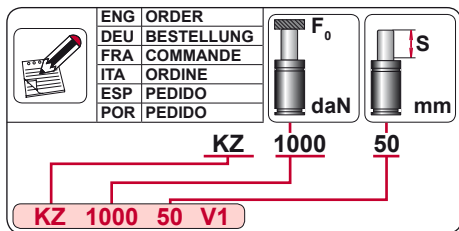
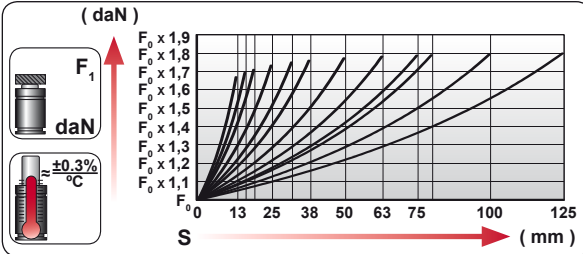
Compact Height



ORDER	S (mm)	L1 ±0.25 (mm)	L (mm)	Kg.
KZ 1000 013 V1	13	78	65	0.74
KZ 1000 016 V1	16	84	68	0.76
KZ 1000 019 V1	19	90	71	0.79
KZ 1000 025 V1	25	102	77	0.84
KZ 1000 032 V1	32	116	84	0.90
KZ 1000 038 V1	38	128	90	0.95
KZ 1000 050 V1	50	152	102	1.05
KZ 1000 063 V1	63	178	115	1.16
KZ 1000 075 V1	75	202	127	1.26
KZ 1000 080 V1	80	212	132	1.30
KZ 1000 100 V1	100	252	152	1.47
KZ 1000 125 V1	125	302	177	1.68



CODE					
		bar	psi		
KZ 1000 050 V1		150	2175	920	1495
KZ-H 1000 050 V1		0	0	---	---



N₂

S_{max} < 90%

V_{max} 1,6 m/s

P_{min} (20°C)
P_{max} (20°C)

T_{min}
T_{max}

600 CP-

N ₂	S _{max} < 90%	V _{max} 1,6 m/s	bar psi	bar psi	°C °F	°C °F	600 CP-
			20 290	150 2175	0 32	80 176	

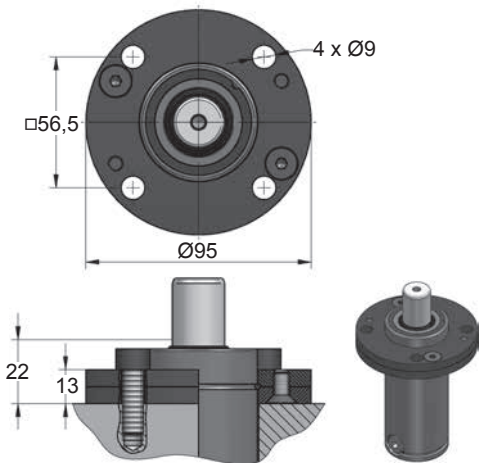


KZ 1000 V1 MOUNTS

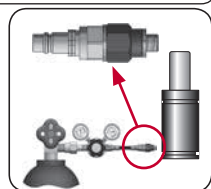
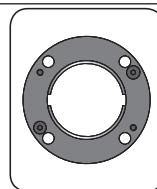
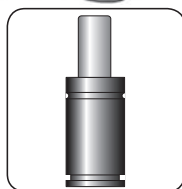
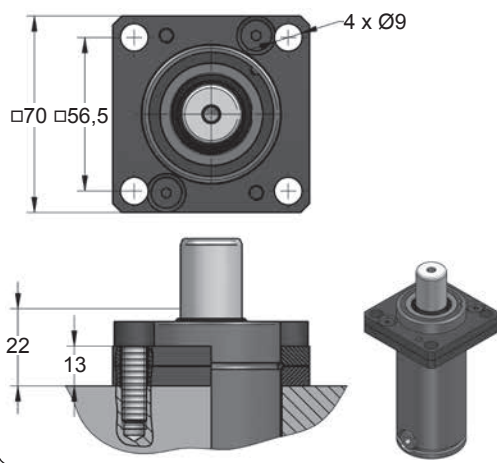
Compact Height

MODEL	X	CW 1000 KZ 1000	AS 1000	CT 750 CK 1000 FD 750	GN 750 CM 1000 CD 1000	AG 750	CPH 1700 CP 2000	CS 1800
SERIES	MINI	COMPACT HEIGHT	THREADED	LOW PROFILE	HEAVY DUTY	ISO	HEAVY LOAD	POWER COMPACT STROKE

A14-050



A34-050



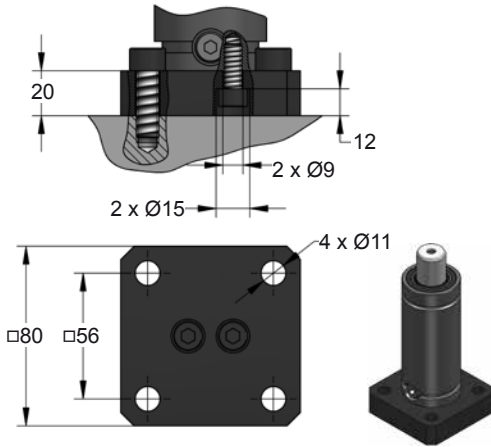
CODE	KZ 1000 050 V1	KIT S-XXXXXXX KIT C-XXXXXXX	A14-050	18 CG 1-Q
ENG ORDER	GAS SPRING	REPAIR KIT	FLANGE	CHARGING ADAPTER
DEU BESTELLUNG	GASDRUCKFEDER	ERSATZTEILSATZ	FLANSCHEN	LADEADAPTER
FRA COMMANDE	RESSORT À GAZ	KIT DE RÉPARATION	BRIDE	RACCORD DE CHARGE
ITA ORDINE	CILINDRO AD AZOTO	KIT DI MANUTENZIONE	FLANGE	ADATTATORE DI CARICO
ESP PEDIDO	RESORTE DE GAS	KIT DE REPARACION	BRIDA	ADAPTADOR DE CARGA
POR PEDIDO	CILINDRO DE GÁS	KIT DE MANUTENÇÃO	FLANGE	ADAPTADOR DE CARGA

KZ 1000 V1 MOUNTS

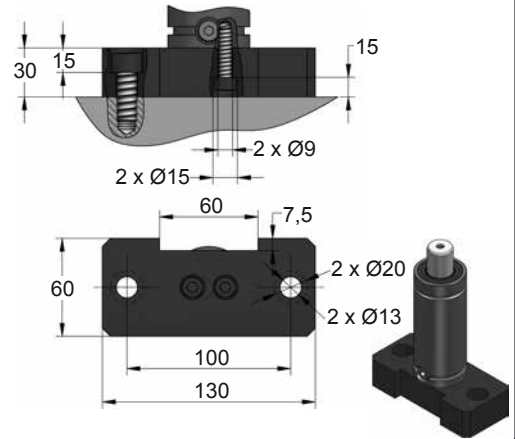
Compact Height

**AZOL
GAS**

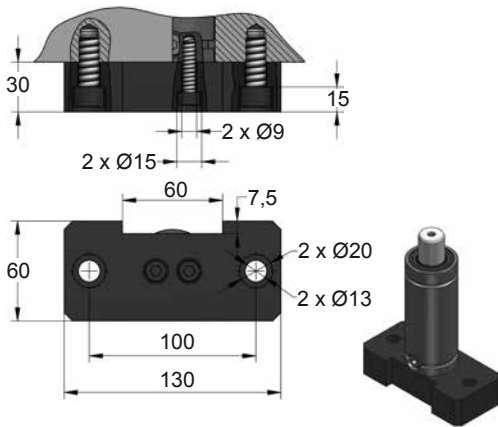
B13-050



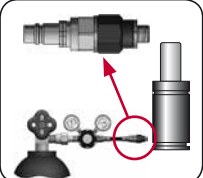
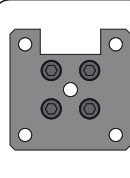
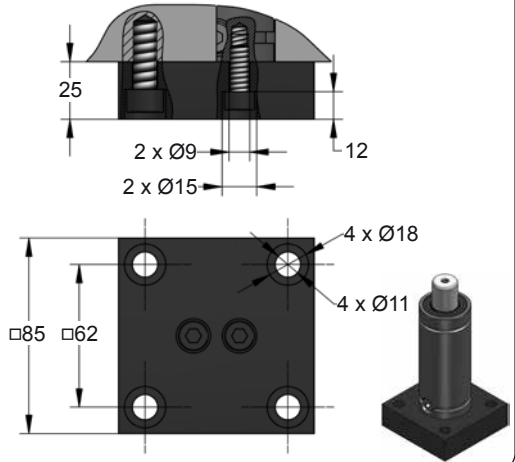
B18-050



B28-050



B98-050

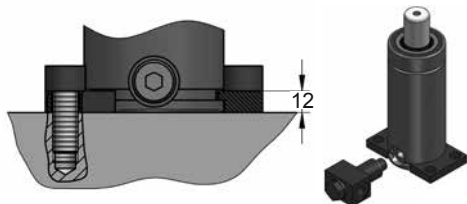
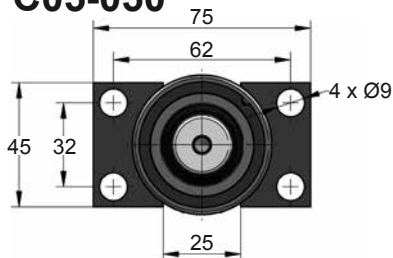


CODE	KZ 1000 050 V1	KIT S-XXXXXXX KIT C-XXXXXXX	B13-050	18 CG 1-Q
ENG ORDER	GAS SPRING	REPAIR KIT	FLANGE	CHARGING ADAPTER
DEU BESTELLUNG	GASDRUCKFEDER	ERSATZTEILSATZ	FLANSCHSE	LADEADAPTER
FRA COMMANDE	RESSORT À GAZ	KIT DE RÉPARATION	BRIDE	RACCORD DE CHARGE
ITA ORDINE	CILINDRO AD AZOTO	KIT DI MANUTENZIONE	FLANGE	ADATTATORE DI CARICO
ESP PEDIDO	RESORTE DE GAS	KIT DE REPARACION	BRIDA	ADAPTADOR DE CARGA
POR PEDIDO	CILINDRO DE GÁS	KIT DE MANUTENÇÃO	FLANGE	ADAPTADOR DE CARGA

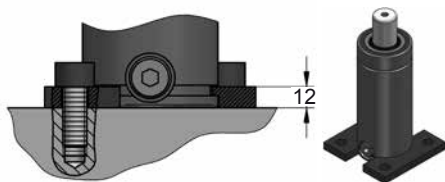
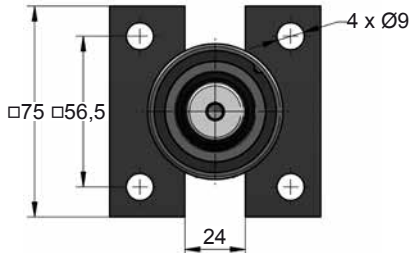
KZ 1000 V1 MOUNTS

Compact Height

C05-050



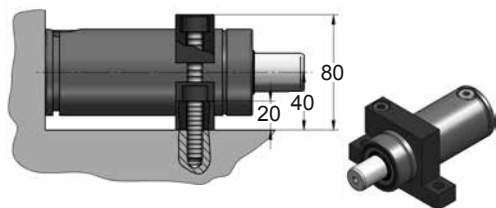
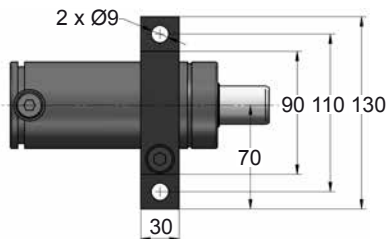
C20-050



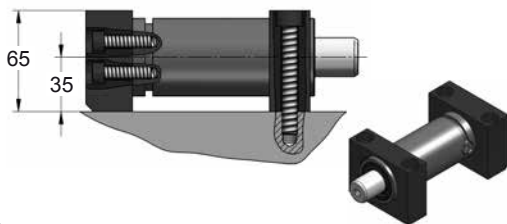
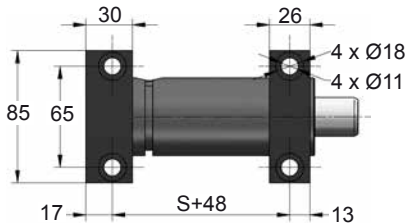
D02-050



E24.54.815.G
EM24.54.700/F



D82-050

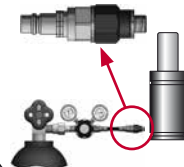
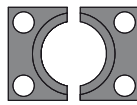


SEAL

KIT S-XXXXXXX

CARTRIDGE

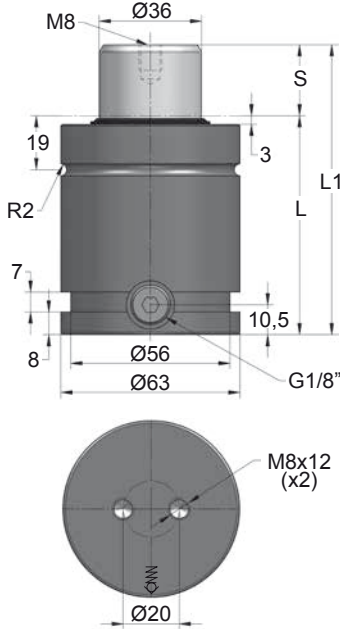
KIT C-XXXXXXX



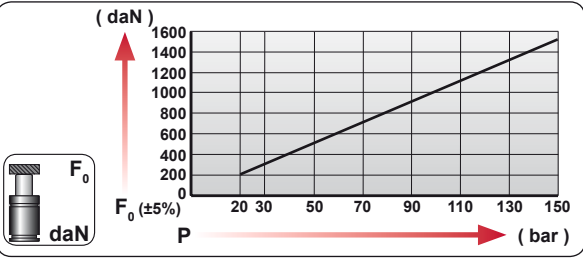
CODE	KZ 1000 050 V1	KIT S-XXXXXXX KIT C-XXXXXXX	C05-050	18 CG 1-Q
ENG ORDER	GAS SPRING	REPAIR KIT	FLANGE	CHARGING ADAPTER
DEU BESTELLUNG	GASDRUCKFEDER	ERSATZTEILSATZ	FLANSCH	LADEADAPTER
FRA COMMANDE	RESSORT À GAZ	KIT DE RÉPARATION	BRIDE	RACCORD DE CHARGE
ITA ORDINE	CILINDRO AD AZOTO	KIT DI MANUTENZIONE	FLANGE	ADATTATORE DI CARICO
ESP PEDIDO	RESORTE DE GAS	KIT DE REPARACION	BRIDA	ADAPTADOR DE CARGA
POR PEDIDO	CILINDRO DE GÁS	KIT DE MANUTENÇÃO	FLANGE	ADAPTADOR DE CARGA

KZ 1500

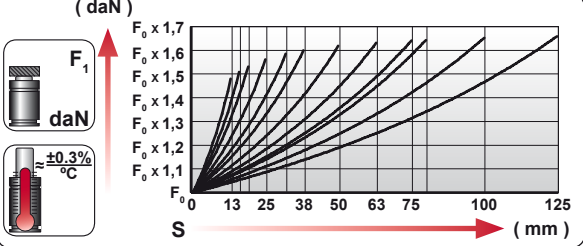
Compact Height



ORDER	S (mm)	L1 ±0.25 (mm)	L (mm)	Kg.
KZ 1500 013	13	78	65	1.17
KZ 1500 016	16	84	68	1.21
KZ 1500 019	19	90	71	1.25
KZ 1500 025	25	102	77	1.32
KZ 1500 032	32	116	84	1.41
KZ 1500 038	38	128	90	1.49
KZ 1500 050	50	152	102	1.64
KZ 1500 063	63	178	115	1.81
KZ 1500 075	75	202	127	1.97
KZ 1500 080	80	212	132	2.03
KZ 1500 100	100	252	152	2.29
KZ 1500 125	125	302	177	2.61



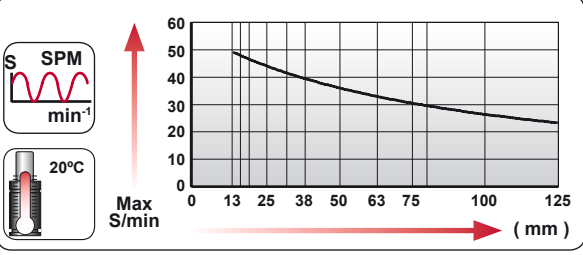
CODE				
		bar psi	daN	daN
KZ 1500 050		150 2175	1530	2475
KZ-H 1500 050		0 0	---	---



ENG ORDER
 DEU BESTELLUNG
 FRA COMMANDE
 ITA ORDINE
 ESP PEDIDO
 POR PEDIDO

F₀ daN
S mm

KZ 1500 50



N₂

S_{max} < 90%

V_{max} 1,6 m/s

P_{min} (20°C)

P_{max} (20°C)

T_{min}

T_{max}

600 CP-

N₂	S_{max} < 90%	V_{max} 1,6 m/s	bar psi	bar psi	°C °F	°C °F	600 CP-
			20 290	150 2175	0 32	80 176	

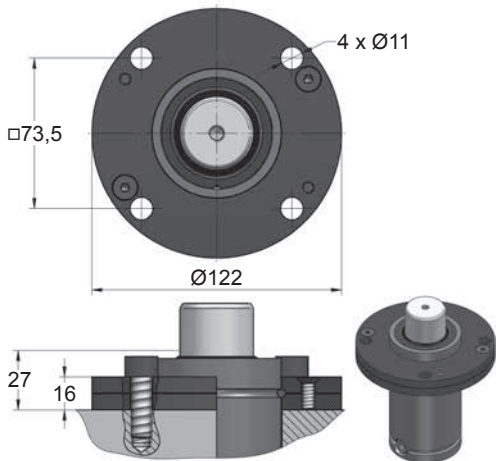


KZ 1500 MOUNTS

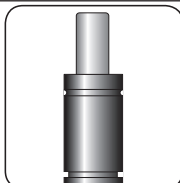
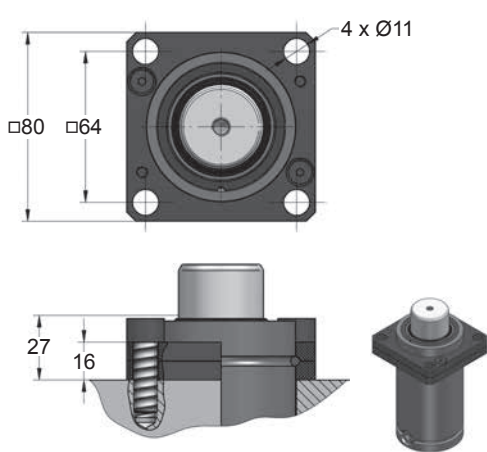
Compact Height

MODEL	X	CW 1500 KZ 1500	X	CT 1500 CK 1500	CM 1500 CD 1500	X	CPH 2800 CP 3000	CS 3000
SERIES	MINI	COMPACT HEIGHT	THREADED	LOW PROFILE	HEAVY DUTY	ISO	HEAVY LOAD	POWER COMPACT STROKE

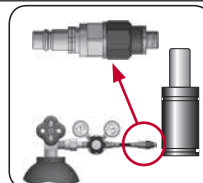
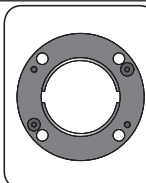
A14-063



A69-063



SEAL KIT S-XXXXXXX
CARTRIDGE KIT C-XXXXXXX



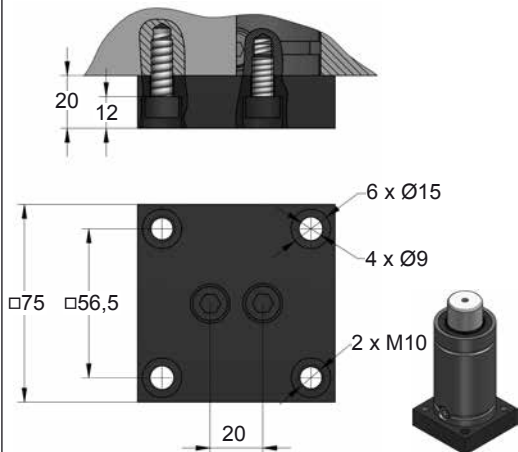
CODE	KZ 1500 050	KIT S-XXXXXXX KIT C-XXXXXXX	A14-063	18 CG 1-Q
ENG ORDER	GAS SPRING	REPAIR KIT	FLANGE	CHARGING ADAPTER
DEU BESTELLUNG	GASDRUCKFEDER	ERSATZTEILSATZ	FLANSCHEN	LADEADAPTER
FRA COMMANDE	RESSORT À GAZ	KIT DE RÉPARATION	BRIDE	RACCORD DE CHARGE
ITA ORDINE	CILINDRO AD AZOTO	KIT DI MANUTENZIONE	FLANGE	ADATTATORE DI CARICO
ESP PEDIDO	RESORTE DE GAS	KIT DE REPARACION	BRIDA	ADAPTADOR DE CARGA
POR PEDIDO	CILINDRO DE GÁS	KIT DE MANUTENÇÃO	FLANGE	ADAPTADOR DE CARGA

KZ 1500 MOUNTS

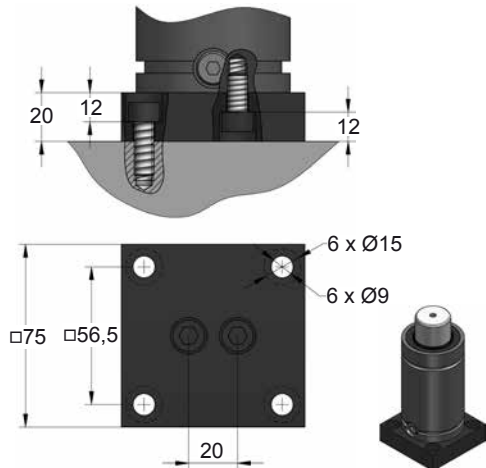
Compact Height

AZOL
GAS

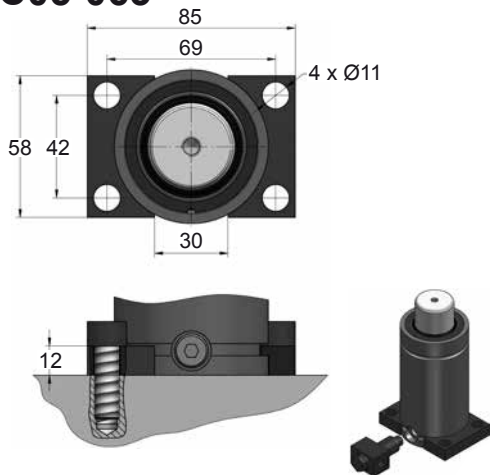
B36-063



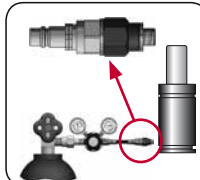
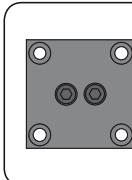
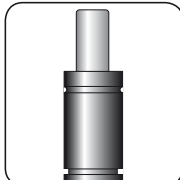
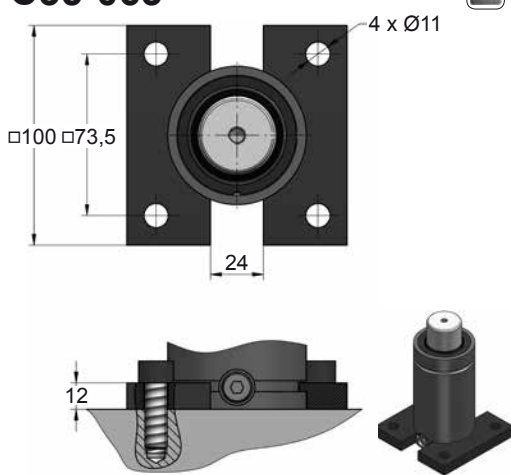
B41-063



C05-063

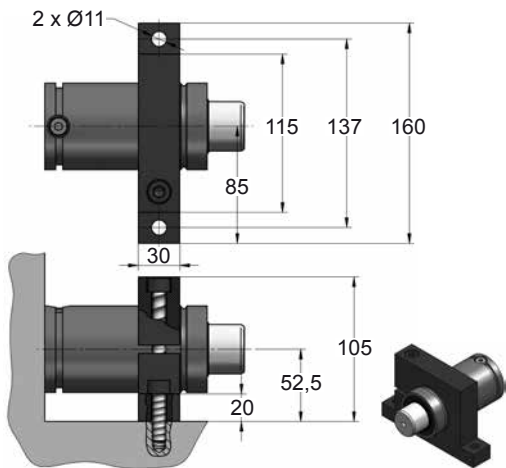


C35-063

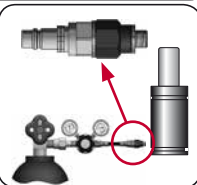
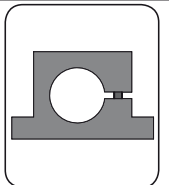



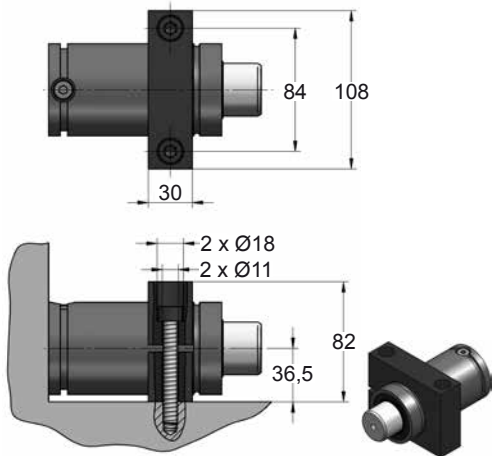


CODE	KZ 1500 050	KIT S-XXXXXXX KIT C-XXXXXXX	B36-063	18 CG 1-Q
ENG	ORDER	GAS SPRING	FLANGE	CHARGING ADAPTER
DEU	BESTELLUNG	GASDRUCKFEDER	FLANSCH	LADEADAPTER
FRA	COMMANDE	RESSORT À GAZ	BRIDE	RACCORD DE CHARGE
ITA	ORDINE	CILINDRO AD AZOTO	FLANGE	ADATTATORE DI CARICO
ESP	PEDIDO	RESORTE DE GAS	BRIDA	ADAPTADOR DE CARGA
POR	PEDIDO	CILINDRO DE GÁS	FLANGE	ADAPTADOR DE CARGA

D02-063



D67-063

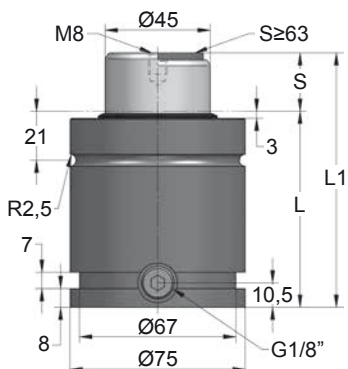


CODE	KZ 1500 050	KIT S-XXXXXXX KIT C-XXXXXXX	D02-063	18 CG 1-Q
ENG ORDER	GAS SPRING	REPAIR KIT	FLANGE	CHARGING ADAPTER
DEU BESTELLUNG	GASDRUCKFEDER	ERSATZTEILSATZ	FLANSCHEN	LADEADAPTER
FRA COMMANDE	RESSORT À GAZ	KIT DE RÉPARATION	BRIDE	RACCORD DE CHARGE
ITA ORDINE	CILINDRO AD AZOTO	KIT DI MANUTENZIONE	FLANGE	ADATTATORE DI CARICO
ESP PEDIDO	RESORTE DE GAS	KIT DE REPARACION	BRIDA	ADAPTADOR DE CARGA
POR PEDIDO	CILINDRO DE GÁS	KIT DE MANUTENÇÃO	FLANGE	ADAPTADOR DE CARGA

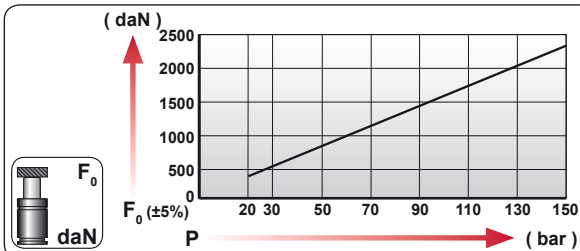
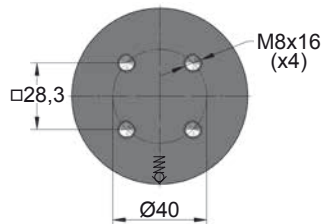
KZ 2400

Compact Height

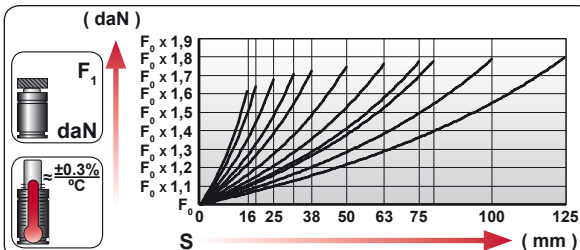




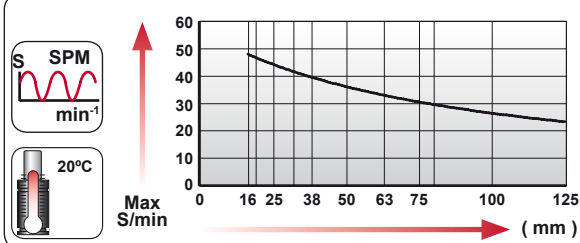
ORDER	S (mm)	L1 ±0.25 (mm)	L (mm)	Kg.
KZ 2400 016	16	91	75	1.89
KZ 2400 019	19	97	78	1.94
KZ 2400 025	25	109	84	2.04
KZ 2400 032	32	123	91	2.16
KZ 2400 038	38	135	97	2.26
KZ 2400 050	50	159	109	2.47
KZ 2400 063 *	63	185	122	2.69
KZ 2400 075 *	75	209	134	2.90
KZ 2400 080 *	80	219	139	2.98
KZ 2400 100 *	100	259	159	3.33
KZ 2400 125 *	125	309	184	3.75



CODE		Pressure			
		bar	psi		
KZ 2400 050		150	2175	2385	3890
KZ-H 2400 050		0	0	---	---



	ENG ORDER DEU BESTELLUNG FRA COMMANDE ITA ORDINE ESP PEDIDO POR PEDIDO		
		daN	mm
KZ 2400 50			
KZ 2400 50			



N ₂	S _{max} < 90%	V _{max} 1,6 m/s	P _{min} (20°C)	P _{max} (20°C)	T _{min}	T _{max}	600 CP-

bar	psi	bar	psi	°C	°F	°C	°F
20	290	150	2175	0	32	80	176

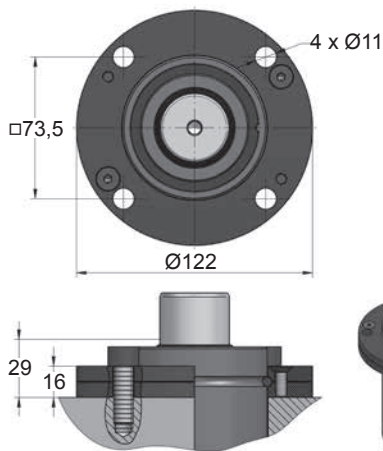


KZ 2400 MOUNTS

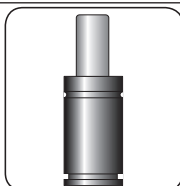
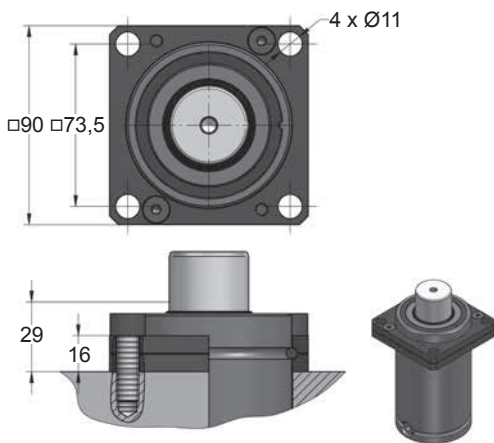
Compact Height

MODEL	X CW 2400 KZ 2400 X	CT 2500 CK 2500 FD 1500	GN 1500 CM 2500 CD 2400	AG 1500	CPH 4300 CP 5000	CS 4700		
SERIES	MINI 	COMPACT HEIGHT 	THREADED 	LOW PROFILE 	HEAVY DUTY 	ISO 	HEAVY LOAD 	POWER COMPACT STROKE

A14-075

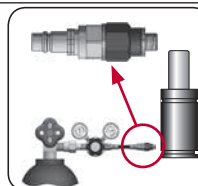
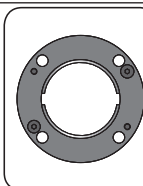


A34-075



SEAL
KIT S-XXXXXXX

CARTRIDGE
KIT C-XXXXXXX



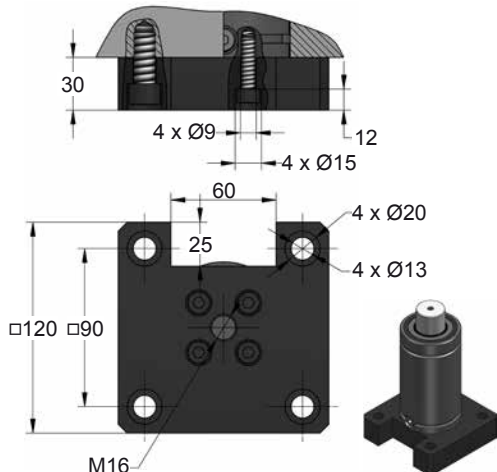
CODE	KZ 2400 050	KIT S-XXXXXXX KIT C-XXXXXXX	A14-075	18 CG 1-Q
ENG ORDER	GAS SPRING	REPAIR KIT	FLANGE	CHARGING ADAPTER
DEU BESTELLUNG	GASDRUCKFEDER	ERSATZTEILSATZ	FLANSCHEN	LADEADAPTER
FRA COMMANDE	RESSORT À GAZ	KIT DE RÉPARATION	BRIDE	RACCORD DE CHARGE
ITA ORDINE	CILINDRO AD AZOTO	KIT DI MANUTENZIONE	FLANGE	ADATTATORE DI CARICO
ESP PEDIDO	RESORTE DE GAS	KIT DE REPARACION	BRIDA	ADAPTADOR DE CARGA
POR PEDIDO	CILINDRO DE GÁS	KIT DE MANUTENÇÃO	FLANGE	ADAPTADOR DE CARGA

KZ 2400 MOUNTS

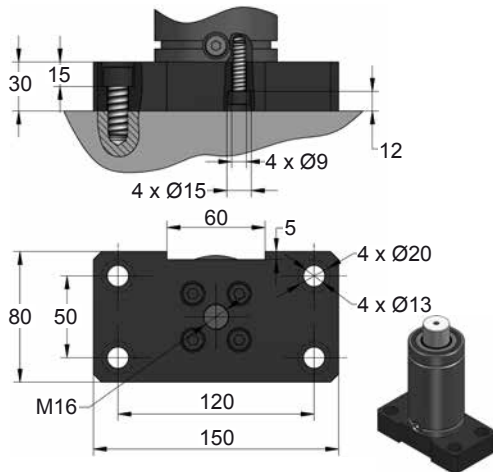
Compact Height

**AZOL
GAS**

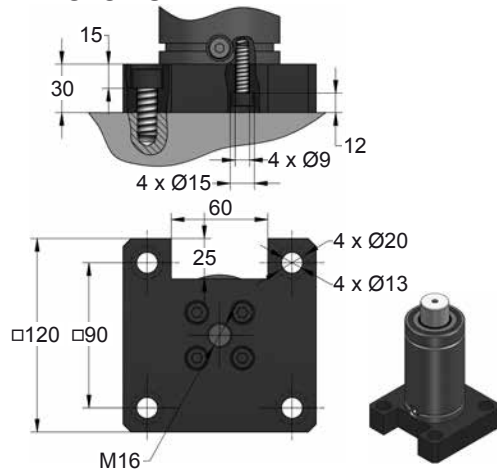
B13-075



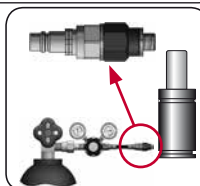
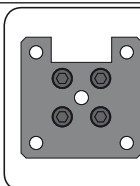
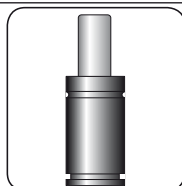
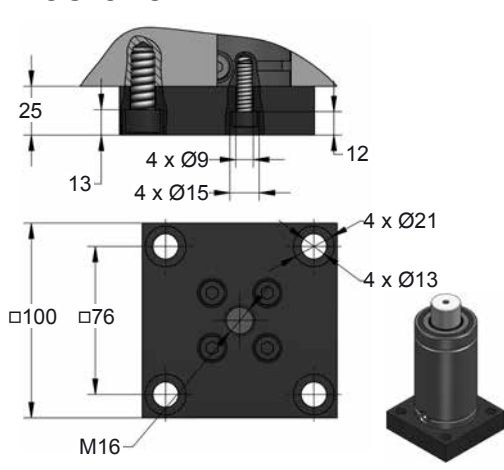
B18-075



B23-075



B98-075

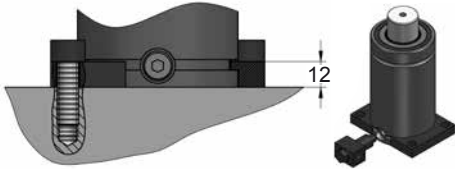
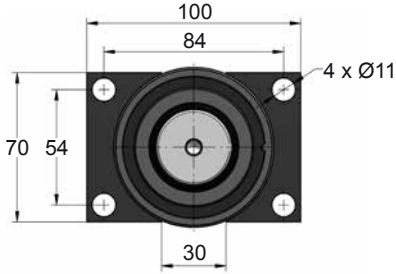


CODE	KZ 2400 050	KIT S-XXXXXXX KIT C-XXXXXXX	B13-075	18 CG 1-Q
ENG ORDER	GAS SPRING	REPAIR KIT	FLANGE	CHARGING ADAPTER
DEU BESTELLUNG	GASDRUCKFEDER	ERSATZTEILSATZ	FLANSCHEN	LADEADAPTER
FRA COMMANDE	RESSORT À GAZ	KIT DE RÉPARATION	BRIDE	RACCORD DE CHARGE
ITA ORDINE	CILINDRO AD AZOTO	KIT DI MANUTENZIONE	FLANGE	ADATTATORE DI CARICO
ESP PEDIDO	RESORTE DE GAS	KIT DE REPARACION	BRIDA	ADAPTADOR DE CARGA
POR PEDIDO	CILINDRO DE GAS	KIT DE MANUTENÇÃO	FLANGE	ADAPTADOR DE CARGA

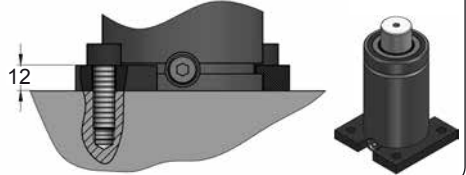
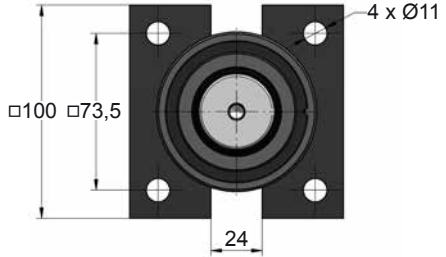
KZ 2400 MOUNTS

Compact Height

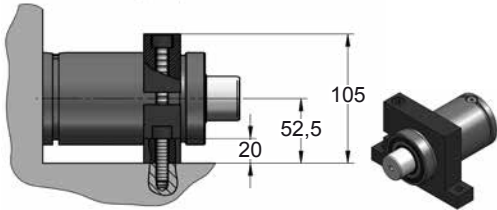
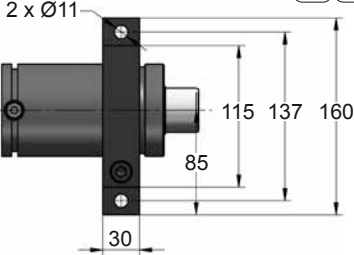
C05-075



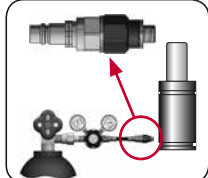
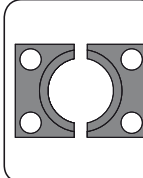
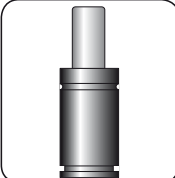
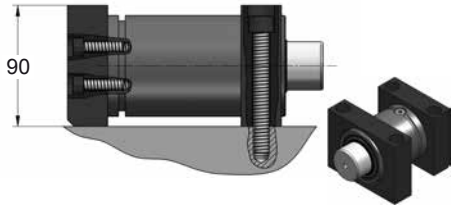
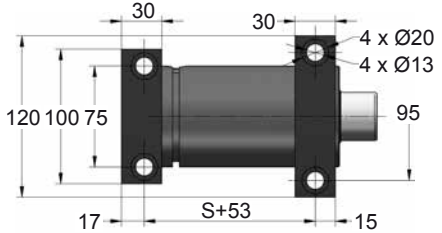
C20-075



D02-075



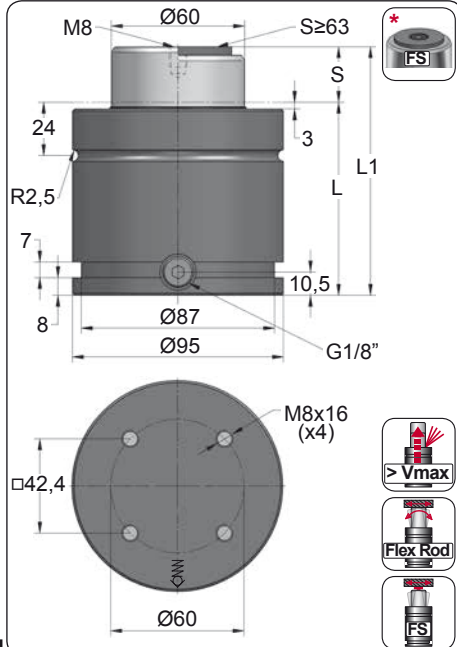
D82-075



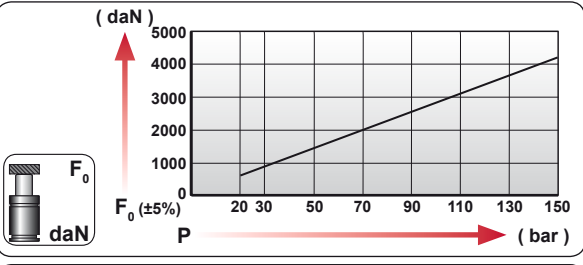
CODE	KZ 2400 050	KIT S-XXXXXXX KIT C-XXXXXXX	C05-075	18 CG 1-Q
ENG ORDER	GAS SPRING	REPAIR KIT	FLANGE	CHARGING ADAPTER
DEU BESTELLUNG	GASDRUCKFEDER	ERSATZTEILSATZ	FLANSCHEN	LADEADAPTER
FRA COMMANDE	RESSORT À GAZ	KIT DE RÉPARATION	BRIDE	RACCORD DE CHARGE
ITA ORDINE	CILINDRO AD AZOTO	KIT DI MANUTENZIONE	FLANGE	ADATTATORE DI CARICO
ESP PEDIDO	RESORTE DE GAS	KIT DE REPARACION	BRIDA	ADAPTADOR DE CARGA
POR PEDIDO	CILINDRO DE GÁS	KIT DE MANUTENÇÃO	FLANGE	ADAPTADOR DE CARGA

KZ 4200

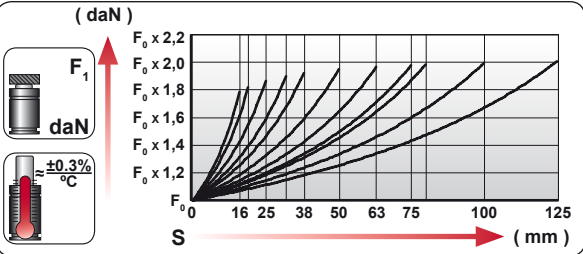
Compact Height



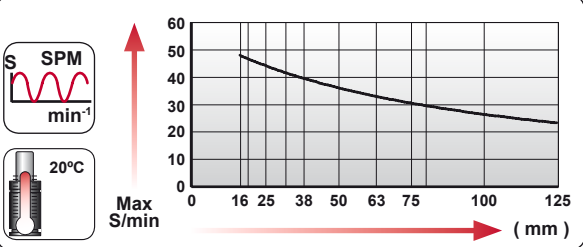
ORDER	S (mm)	L1 ±0.25 (mm)	L (mm)	Kg.
KZ 4200 016	16	94	78	3.19
KZ 4200 019	19	100	81	3.27
KZ 4200 025	25	112	87	3.44
KZ 4200 032	32	126	94	3.64
KZ 4200 038	38	138	100	3.81
KZ 4200 050	50	162	112	4.16
KZ 4200 063 *	63	188	125	4.53
KZ 4200 075 *	75	212	137	4.87
KZ 4200 080 *	80	222	142	5.01
KZ 4200 100 *	100	262	162	5.58
KZ 4200 125 *	125	312	187	6.29



CODE		bar	psi	F ₀ daN	F ₁ daN
KZ 4200 050		150	2175	4240	7200
KZ-H 4200 050		0	0	---	---



	ENG ORDER DEU BESTELLUNG FRA COMMANDE ITA ORDINE ESP PEDIDO POR PEDIDO		
		F ₀ daN	S mm
		KZ 4200	50
		KZ 4200 50	



N ₂	S _{max} < 90%	V _{max} 1,6 m/s	P _{min} (20°C) P _{max} (20°C)	T _{min} T _{max}	600 CP-

bar	psi	bar	psi	°C	°F	°C	°F
20	290	150	2175	0	32	80	176

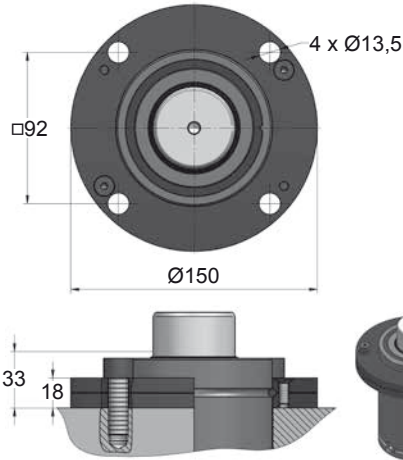


KZ 4200 MOUNTS

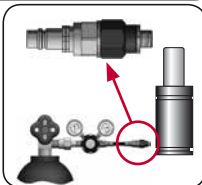
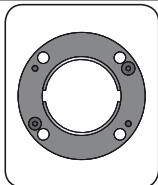
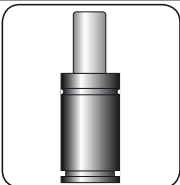
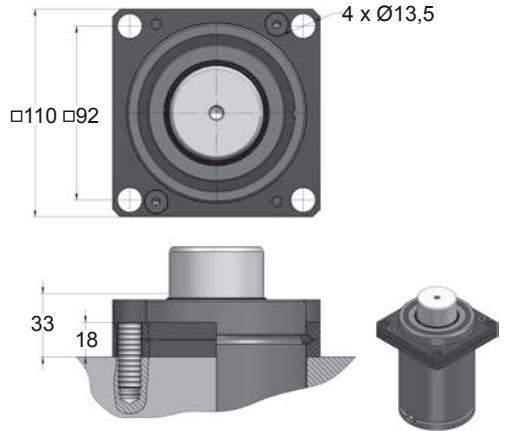
Compact Height

MODEL	<p>✗</p> <p>CW 4200 KZ 4200</p> <p>✗</p>	CK 4000 FD 3000	GN 3000 CM 4000 CD 4200	AG 3000	CP 8000	CS 7500		
SERIES	<p>MINI</p>	<p>COMPACT HEIGHT</p>	<p>THREADED</p>	<p>LOW PROFILE</p>	<p>HEAVY DUTY</p>	<p>ISO</p>	<p>HEAVY LOAD</p>	<p>POWER COMPACT STROKE</p>

A14-095



A34-095



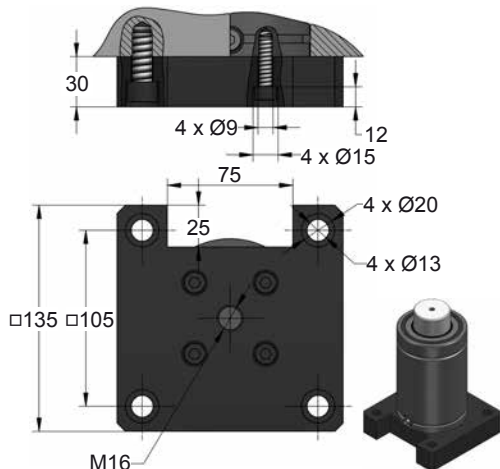
CODE	KZ 4200 050	KIT S-XXXXXXX KIT C-XXXXXXX	A14-095	18 CG 1-Q
ENG ORDER	GAS SPRING	REPAIR KIT	FLANGE	CHARGING ADAPTER
DEU BESTELLUNG	GASDRUCKFEDER	ERSATZTEILSATZ	FLANSCHEN	LADEADAPTER
FRA COMMANDE	RESSORT À GAZ	KIT DE RÉPARATION	BRIDE	RACCORD DE CHARGE
ITA ORDINE	CILINDRO AD AZOTO	KIT DI MANUTENZIONE	FLANGE	ADATTATORE DI CARICO
ESP PEDIDO	RESORTE DE GAS	KIT DE REPARACION	BRIDA	ADAPTADOR DE CARGA
POR PEDIDO	CILINDRO DE GÁS	KIT DE MANUTENÇÃO	FLANGE	ADAPTADOR DE CARGA

KZ 4200 MOUNTS

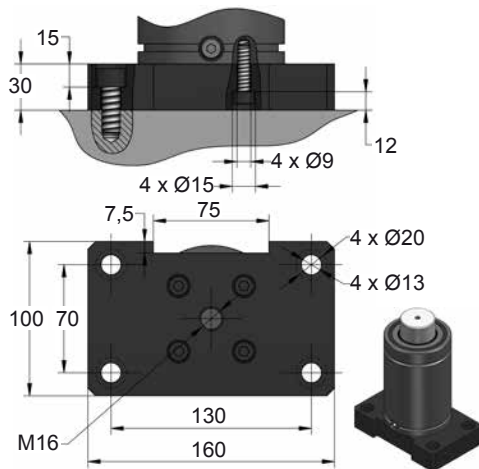
Compact Height

**AZOL
GAS**

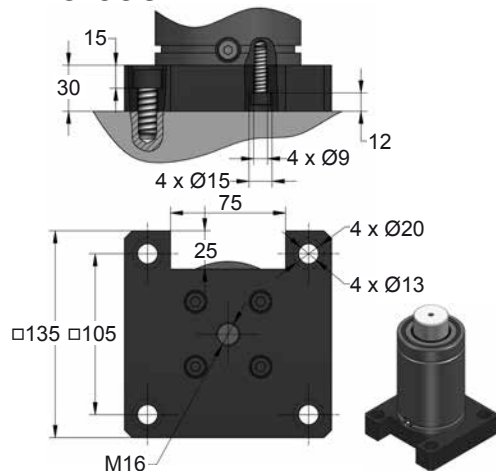
B13-095



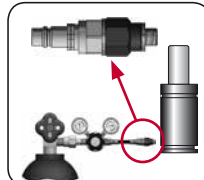
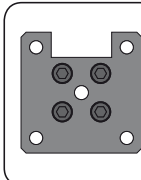
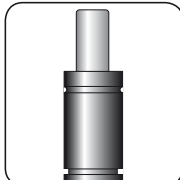
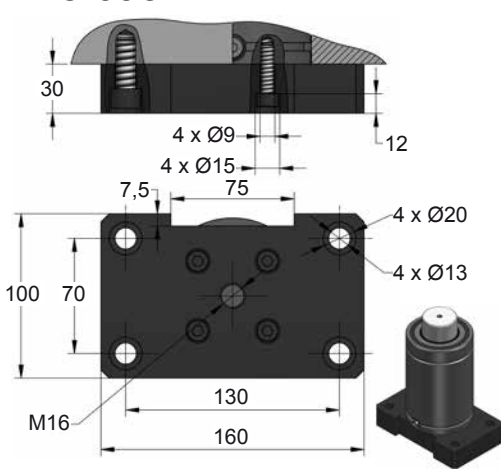
B18-095



B23-095



B28-095



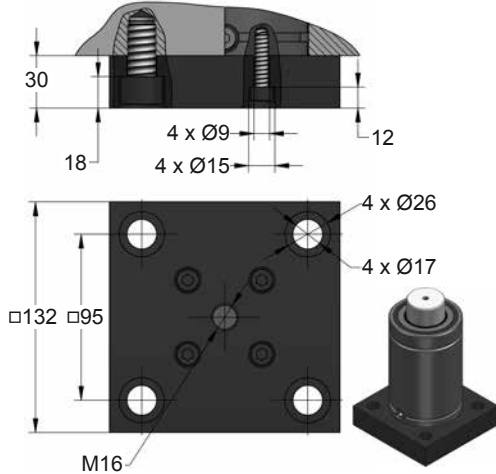
CODE	KZ 4200 050	KIT S-XXXXXXX KIT C-XXXXXXX	B13-095	18 CG 1-Q	
ENG	ORDER	GAS SPRING	REPAIR KIT	FLANGE	CHARGING ADAPTER
DEU	BESTELLUNG	GASDRUCKFEDER	ERSATZTEILSATZ	FLANSCH	LADEADAPTER
FRA	COMMANDE	RESSORT À GAZ	KIT DE RÉPARATION	BRIDE	RACCORD DE CHARGE
ITA	ORDINE	CILINDRO AD AZOTO	KIT DI MANUTENZIONE	FLANGE	ADATTATORE DI CARICO
ESP	PEDIDO	RESORTE DE GAS	KIT DE REPARACION	BRIDA	ADAPTADOR DE CARGA
POR	PEDIDO	CILINDRO DE GÁS	KIT DE MANUTENÇÃO	FLANGE	ADAPTADOR DE CARGA



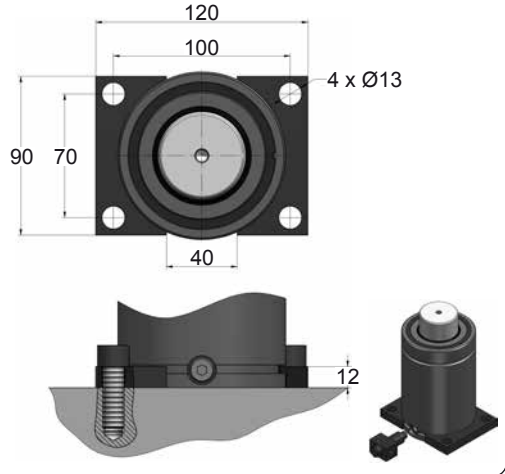
KZ 4200 MOUNTS

Compact Height

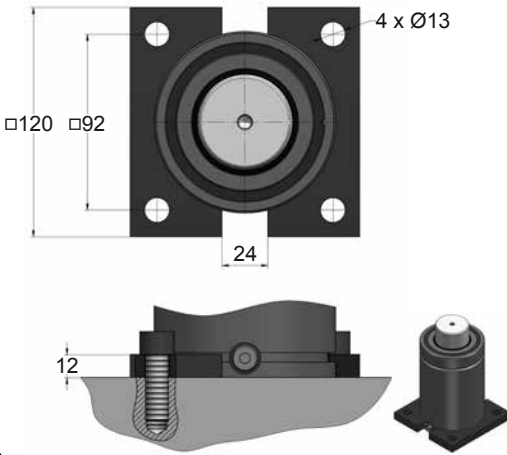
B98-095



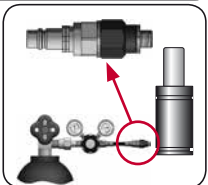
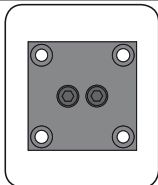
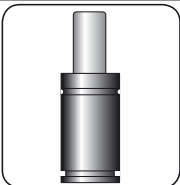
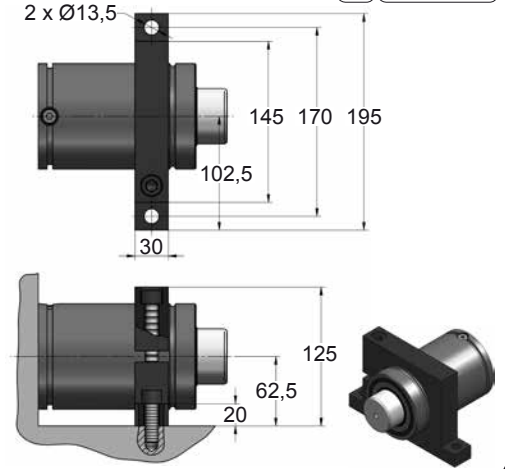
C05-095



C20-095



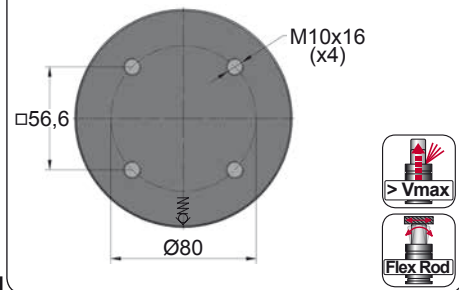
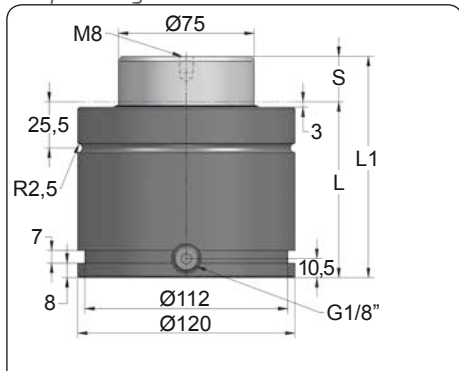
D02-095



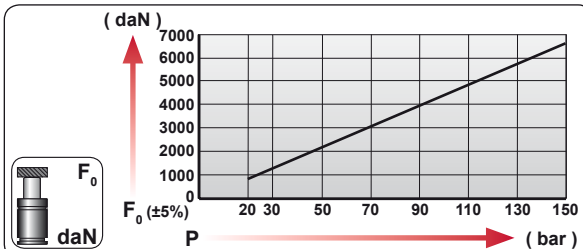
CODE	KZ 4200 050	KIT S-XXXXXXX KIT C-XXXXXXX	B98-095	18 CG 1-Q
ENG ORDER	GAS SPRING	REPAIR KIT	FLANGE	CHARGING ADAPTER
DEU BESTELLUNG	GASDRUCKFEDER	ERSATZTEILSATZ	FLANSCH	LADEADAPTER
FRA COMMANDE	RESSORT À GAZ	KIT DE RÉPARATION	BRIDE	RACCORD DE CHARGE
ITA ORDINE	CILINDRO AD AZOTO	KIT DI MANUTENZIONE	FLANGE	ADATTATORE DI CARICO
ESP PEDIDO	RESORTE DE GAS	KIT DE REPARACION	BRIDA	ADAPTADOR DE CARGA
POR PEDIDO	CILINDRO DE GÁS	KIT DE MANUTENÇÃO	FLANGE	ADAPTADOR DE CARGA

KZ 6600

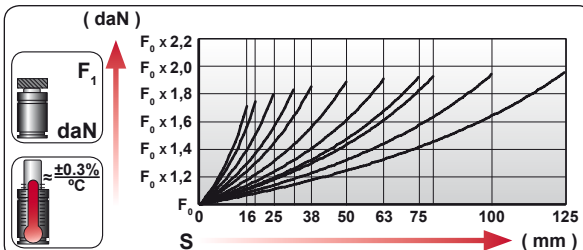
Compact Height



ORDER	S (mm)	L1 ±0,25 (mm)	L (mm)	Kg.
KZ 6600 016	16	104	88	5.89
KZ 6600 019	19	110	91	6.03
KZ 6600 025	25	122	97	6.31
KZ 6600 032	32	136	104	6.63
KZ 6600 038	38	148	110	6.91
KZ 6600 050	50	172	122	7.47
KZ 6600 063	63	198	135	8.07
KZ 6600 075	75	222	147	8.63
KZ 6600 080	80	232	152	8.86
KZ 6600 100	100	272	172	9.79
KZ 6600 125	125	322	197	10.95



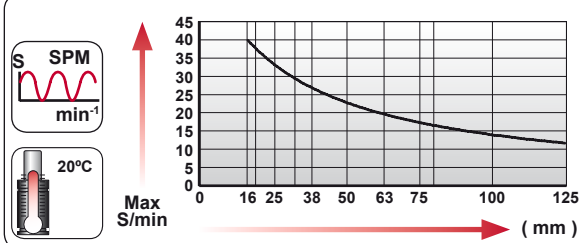
CODE	Image	Pressure		Force	
		bar	psi	daN	daN
KZ 6600 050		150	2175	6630	10990
KZ-H 6600 050		0	0	---	---



	ENG ORDER		daN		mm
	DEU BESTELLUNG				
	FRA COMMANDE				
	ITA ORDINE				
	ESP PEDIDO				
POR PEDIDO					

KZ 6600 50

KZ 6600 50



N ₂	S _{max} < 90%	V _{max} 1,6 m/s	P _{min} (20°C)	P _{max} (20°C)	T _{min}	T _{max}	600 CP-

bar	psi	bar	psi	°C	°F	°C	°F
20	290	150	2175	0	32	80	176

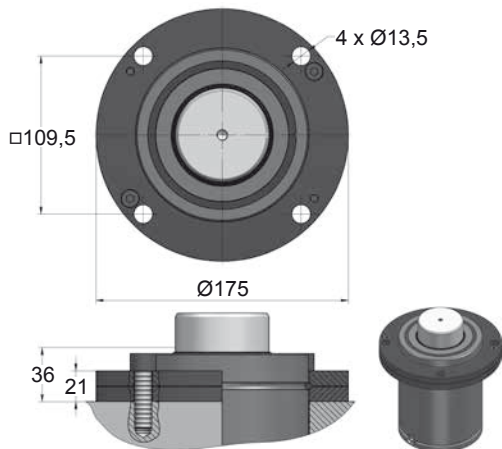


KZ 6600 MOUNTS

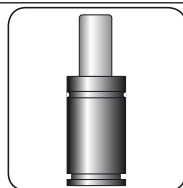

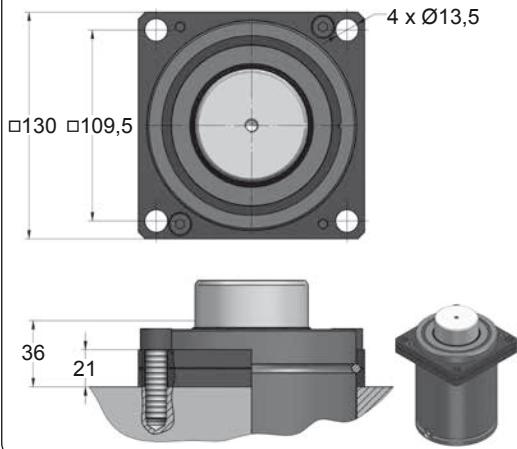
Compact Height

	Ø120	Ø120	Ø120	Ø120	Ø120	Ø120	Ø120	
	L1=168 L1=172	L1=190	L1=202 L1=215 L1=240	L1=240	L1=260			
MODEL	X	CW 6600 KZ 6600	X	FD 5000	GN 5000 CM 6500 CD 6600	AG 5000	X	CS 11800
SERIES	MINI	COMPACT HEIGHT	THREADED	LOW PROFILE	HEAVY DUTY	ISO	HEAVY LOAD	POWER COMPACT STROKE

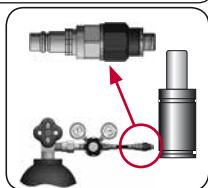
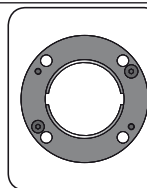
A14-120



A34-120



SEAL KIT S-XXXXXXX
CARTRIDGE KIT C-XXXXXXX



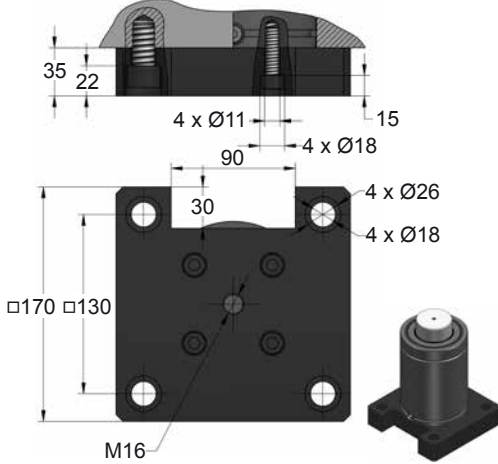
CODE	KZ 6600 050	KIT S-XXXXXXX KIT C-XXXXXXX	A14-120	18 CG 1-Q
ENG ORDER	GAS SPRING	REPAIR KIT	FLANGE	CHARGING ADAPTER
DEU BESTELLUNG	GASDRUCKFEDER	ERSATZTEILSATZ	FLANSCHEN	LADEADAPTER
FRA COMMANDE	RESSORT À GAZ	KIT DE RÉPARATION	BRIDE	RACCORD DE CHARGE
ITA ORDINE	CILINDRO AD AZOTO	KIT DI MANUTENZIONE	FLANGE	ADATTATORE DI CARICO
ESP PEDIDO	RESORTE DE GAS	KIT DE REPARACION	BRIDA	ADAPTADOR DE CARGA
POR PEDIDO	CILINDRO DE GÁS	KIT DE MANUTENÇÃO	FLANGE	ADAPTADOR DE CARGA

KZ 6600 MOUNTS

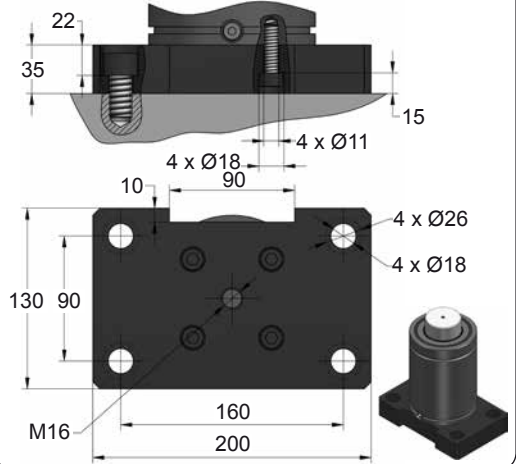


Compact Height

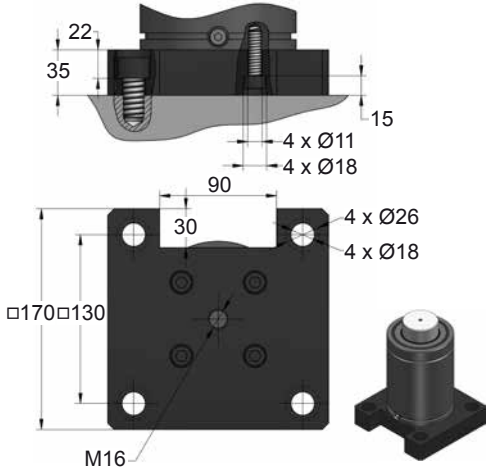
B13-120



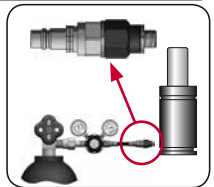
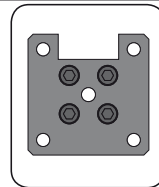
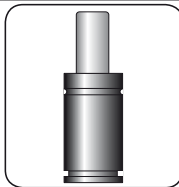
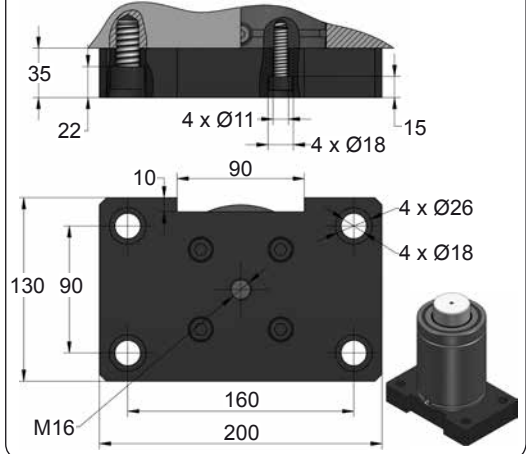
B18-120



B23-120



B28-120



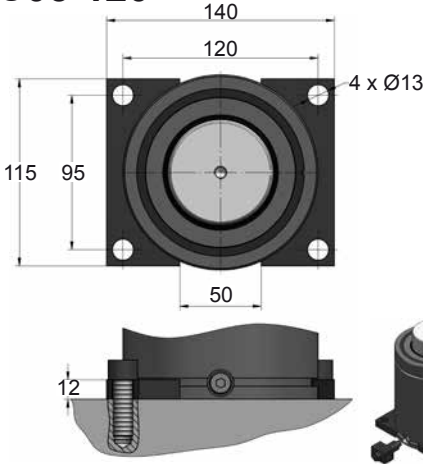
CODE	KZ 6600 050	KIT S-XXXXXXX KIT C-XXXXXXX	B13-120	18 CG 1-Q
ENG ORDER	GAS SPRING	REPAIR KIT	FLANGE	CHARGING ADAPTER
DEU BESTELLUNG	GASDRUCKFEDER	ERSATZTEILSATZ	FLANSCHEN	LADEADAPTER
FRA COMMANDE	RESSORT À GAZ	KIT DE RÉPARATION	BRIDE	RACCORD DE CHARGE
ITA ORDINE	CILINDRO AD AZOTO	KIT DI MANUTENZIONE	FLANGE	ADATTATORE DI CARICO
ESP PEDIDO	RESORTE DE GAS	KIT DE REPARACION	BRIDA	ADAPTADOR DE CARGA
POR PEDIDO	CILINDRO DE GÁS	KIT DE MANUTENÇÃO	FLANGE	ADAPTADOR DE CARGA



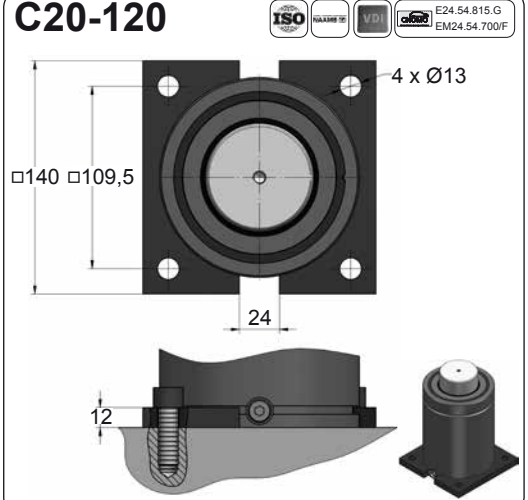
KZ 6600 MOUNTS

Compact Height

C05-120

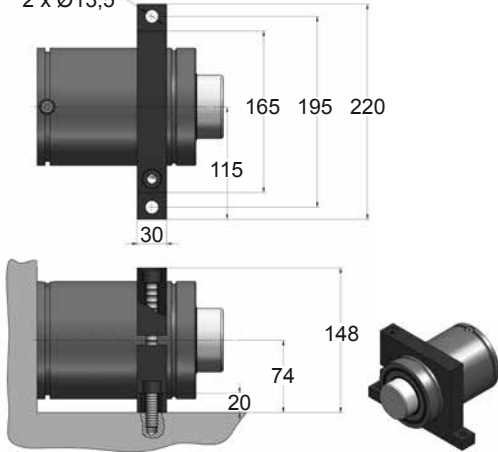


C20-120

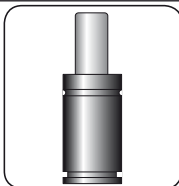
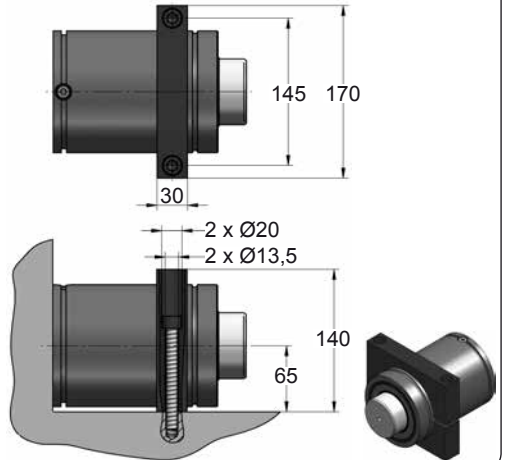


D02-120

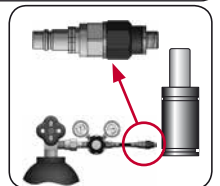
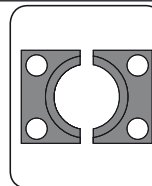
2 x Ø13,5



D67-120



SEAL KIT S-XXXXXXX
CARTRIDGE KIT C-XXXXXXX



CODE	KZ 6600 050	KIT S-XXXXXXX KIT C-XXXXXXX	C05-120	18 CG 1-Q
ENG ORDER	GAS SPRING	REPAIR KIT	FLANGE	CHARGING ADAPTER
DEU BESTELLUNG	GASDRUCKFEDER	ERSATZTEILSATZ	FLANSCHEN	LADEADAPTER
FRA COMMANDE	RESSORT À GAZ	KIT DE RÉPARATION	BRIDE	RACCORD DE CHARGE
ITA ORDINE	CILINDRO AD AZOTO	KIT DI MANUTENZIONE	FLANGE	ADATTATORE DI CARICO
ESP PEDIDO	RESORTE DE GAS	KIT DE REPARACION	BRIDA	ADAPTADOR DE CARGA
POR PEDIDO	CILINDRO DE GÁS	KIT DE MANUTENÇÃO	FLANGE	ADAPTADOR DE CARGA





CW COMPACT HEIGHT MEDIUM

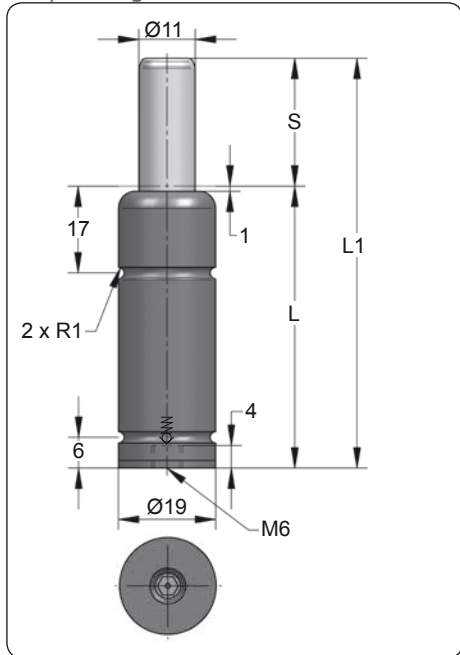
MODEL	F ₀	Ø	S	L1	Pmax	Charge Port		
CW 170 V1	170	Ø19	7 - 125	44 - 285	180	M6	✗	✗
CW 320 V1	320	Ø25	7 - 125	44 - 285	180	M6	✗	✗
CW 350 V1	350	Ø32	10 - 125	50 - 280	180	M6	✓	✓
CW 500 V1	500	Ø38	10 - 125	50 - 280	150	M6	✓	✓
CW 750 V1	750	Ø45	10 - 125	52 - 282	150	M6	✓	✓
CWC 750 V2	750	Ø45	10 - 125	62 - 292	150	G1/8"	✓	✓
CW 1000 V2	1000	Ø50	13 - 125	64 - 288	150	M6	✓	✓
CWC 1000 V2	1000	Ø50	13 - 125	74 - 298	150	G1/8"	✓	✓
CW 1500	1500	Ø63	13 - 125	70 - 294	150	M6	✓	✓
CWC 1500	1500	Ø63	13 - 125	80 - 304	150	G1/8"	✓	✓
CW 2400 V1	2400	Ø75	5 - 125	55 - 295	150	M6	✓	✓
CWC 2400 V2	2400	Ø75	10 - 125	75 - 305	150	G1/8"	✓	✓
CW 4200 V1	4200	Ø95	16 - 125	90 - 308	150	G1/8"	✓	✓
CW 6600	6600	Ø120	16 - 125	100 - 318	150	G1/8"	✓	✓
CW 9500	9500	Ø150	19 - 125	116 - 328	150	G1/8"	✓	✓
CW 11800	11800	Ø150	19 - 125	116 - 328	150	G1/8"	✓	✓
CW 20000	20000	Ø195	19 - 125	148 - 360	150	G1/8"	✓	✓

	50	50	50	50	50	50	50	50
	Ø50	Ø50	Ø50	Ø50	Ø50	Ø50	Ø50	Ø50
	L1=138 L1=152	L1=138	L1=138 L1=150 L1=150	L1=170 L1=185 L1=195	L1=195	L1=165 L1=175	L1=220	
	1000 1000	1000	1000 1000 750	750 1000 1000	750	1700 2000	1800	
MODEL	✗	CW 1000 KZ 1000	AS 1000	CT 1000 CK 1000 FD 750	GN 750 CM 1000 CD 1000	AG 750	CPH 1700 CP 2000	CS 1800
SERIES	MINI	COMPACT HEIGHT	THREADED	LOW PROFILE	HEAVY DUTY	ISO	HEAVY LOAD	POWER COMPACT STROKE

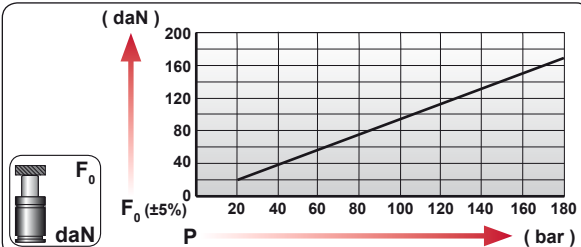
CW 170 V1

Compact Height

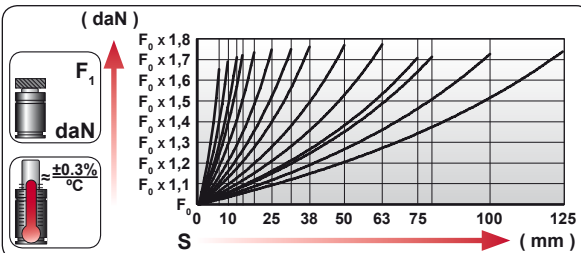
BMW	B2 4005		
MB	B8 3180 220 000 004		
VW	39D 997		



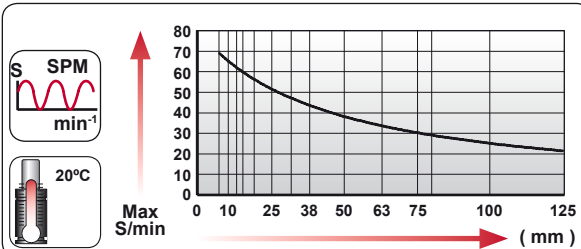
ORDER	S (mm)	L1 ±0,25 (mm)	L (mm)	Kg.
CW 170 007 V1	7	44	37	0.07
CW 170 010 V1	10	50	40	0.07
CW 170 013 V1	13	56	43	0.07
CW 170 015 V1	15	60	45	0.08
CW 170 019 V1	19	68	49	0.08
CW 170 025 V1	25	80	55	0.09
CW 170 032 V1	32	94	62	0.09
CW 170 038 V1	38	106	68	0.10
CW 170 050 V1	50	130	80	0.12
CW 170 063 V1	63	156	93	0.14
CW 170 075 V1	75	185	110	0.15
CW 170 080 V1	80	195	115	0.16
CW 170 100 V1	100	235	135	0.18
CW 170 125 V1	125	285	160	0.22



CODE		bar	psi	F ₀ daN	F ₁ daN
CW 170 050 V1		180	2610	170	340
-----	-----	-----	-----	-----	-----



 ENG ORDER DEU BESTELLUNG FRA COMMANDE ITA ORDINE ESP PEDIDO POR PEDIDO	 F ₀ daN	 S mm
	CW 170	50
	CW 170 050 V1	



N ₂	S _{max} < 90%	v _{max} 1,6 m/s	P _{min} (20°C)	P _{max} (20°C)	T _{min}	T _{max}	

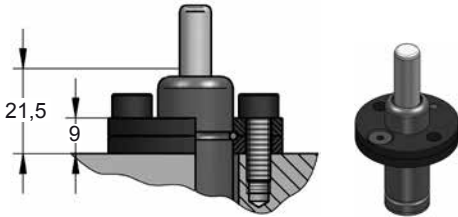
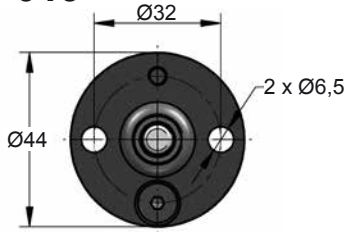
bar	psi	bar	psi	°C	°F	°C	°F	X
20	290	180	2610	0	32	80	176	



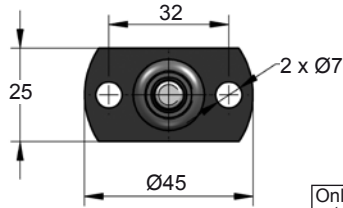
CW 170 V1 MOUNTS

Compact Height

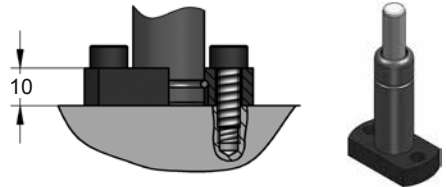
A14-019



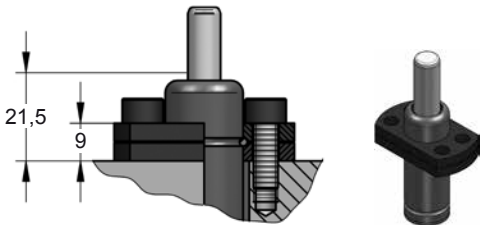
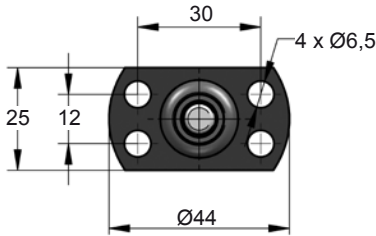
A19-019



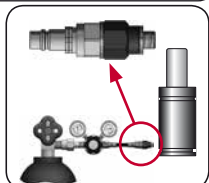
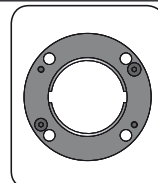
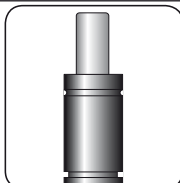
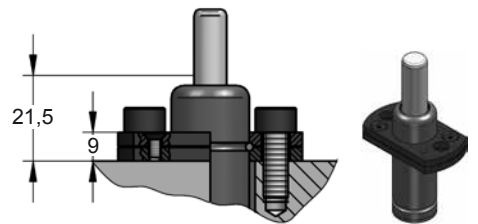
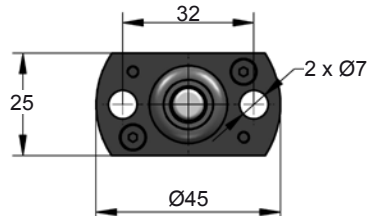
Only to be used for strokes 7-25 mm



A44-019



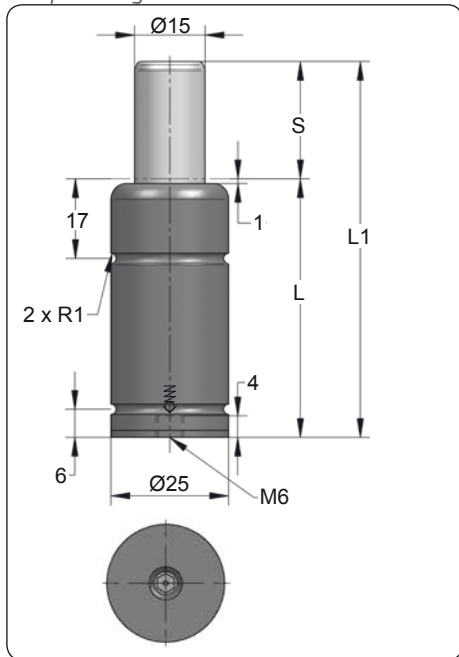
A59-019



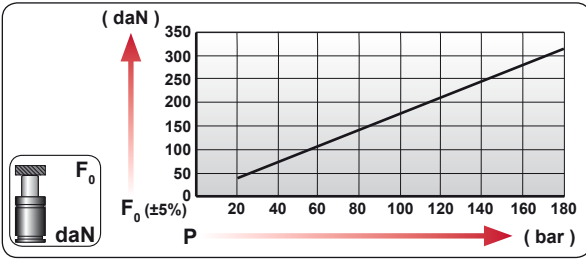
CODE	CW 170 050 V1	X	A14-019	06 CG 2-Q
ENG ORDER	GAS SPRING	REPAIR KIT	FLANGE	CHARGING ADAPTER
DEU BESTELLUNG	GASDRUCKFEDER	ERSATZTEILSATZ	FLANSCHEN	LADEADAPTER
FRA COMMANDE	RESSORT À GAZ	KIT DE RÉPARATION	BRIDE	RACCORD DE CHARGE
ITA ORDINE	CILINDRO AD AZOTO	KIT DI MANUTENZIONE	FLANGE	ADATTATORE DI CARICO
ESP PEDIDO	RESORTE DE GAS	KIT DE REPARACION	BRIDA	ADAPTADOR DE CARGA
POR PEDIDO	CILINDRO DE GAS	KIT DE MANUTENÇÃO	FLANGE	ADAPTADOR DE CARGA

CW 320 V1

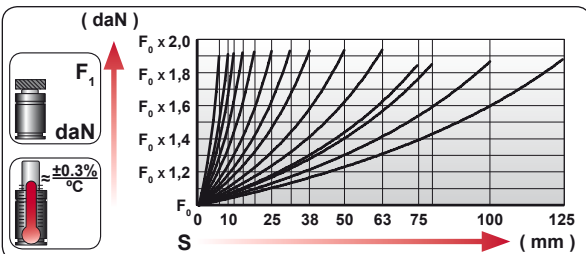
Compact Height



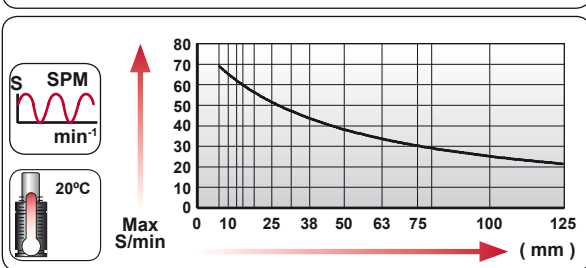
ORDER	S (mm)	L1 ±0,25 (mm)	L (mm)	Kg.
CW 320 007 V1	7	44	37	0.13
CW 320 010 V1	10	50	40	0.14
CW 320 012 V1	12	54	42	0.14
CW 320 015 V1	15	60	45	0.15
CW 320 019 V1	19	68	49	0.16
CW 320 025 V1	25	80	55	0.17
CW 320 032 V1	32	94	62	0.20
CW 320 038 V1	38	106	68	0.23
CW 320 050 V1	50	130	80	0.26
CW 320 063 V1	63	156	93	0.29
CW 320 075 V1	75	185	110	0.30
CW 320 080 V1	80	195	115	0.34
CW 320 100 V1	100	235	135	0.40
CW 320 125 V1	125	285	160	0.46



CODE					
		bar	psi		
CW 320 050 V1		180	2610	320	670
-----		---	---	---	---



	ENG ORDER DEU BESTELLUNG FRA COMMANDE ITA ORDINE ESP PEDIDO POR PEDIDO		
		daN	mm
		CW 320	50
		CW 320 050 V1	

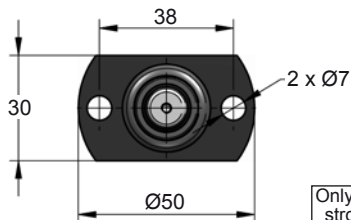


N ₂	S _{max} < 90%	V _{max} 1,6 m/s	P _{min} (20°C)	P _{max} (20°C)	T _{min}	T _{max}	

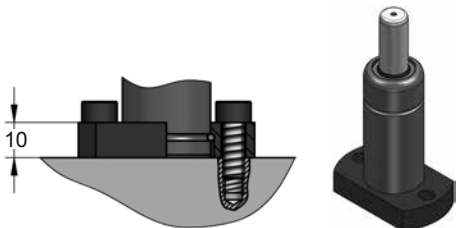
bar	psi	bar	psi	°C	°F	°C	°F	
20	290	180	2610	0	32	80	176	



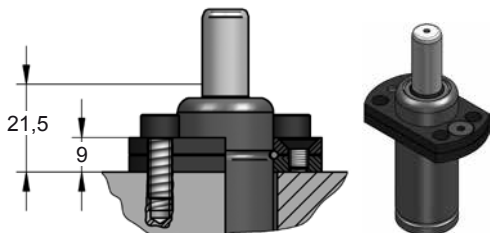
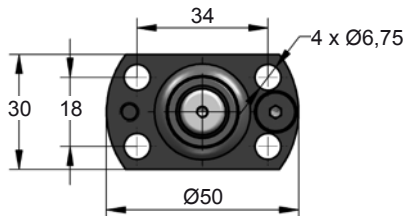
A19-025



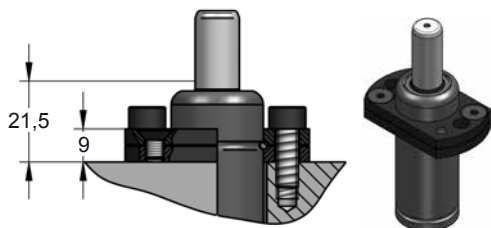
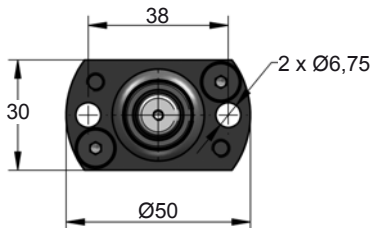
Only to be used for strokes 7-25 mm



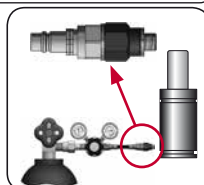
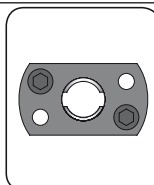
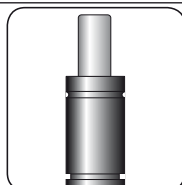

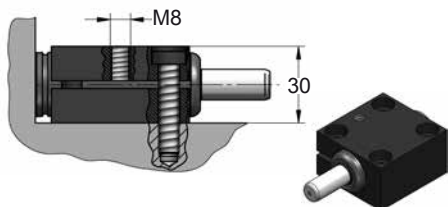
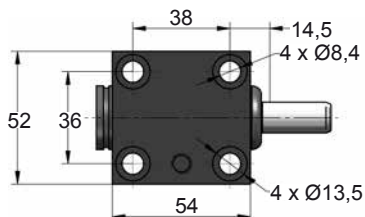
A44-025



A49-025



D02-025

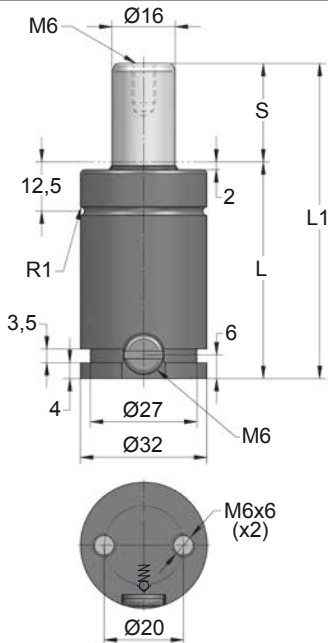


CODE	CW 320 050 V1	X	A19-025	06 CG 2-Q
ENG ORDER	GAS SPRING	REPAIR KIT	FLANGE	CHARGING ADAPTER
DEU BESTELLUNG	GASDRUCKFEDER	ERSATZTEILSATZ	FLANSCH	LADEADAPTER
FRA COMMANDE	RESSORT À GAZ	KIT DE RÉPARATION	BRIDE	RACCORD DE CHARGE
ITA ORDINE	CILINDRO AD AZOTO	KIT DI MANUTENZIONE	FLANGE	ADATTATORE DI CARICO
ESP PEDIDO	RESORTE DE GAS	KIT DE REPARACION	BRIDA	ADAPTADOR DE CARGA
POR PEDIDO	CILINDRO DE GAS	KIT DE MANUTENÇÃO	FLANGE	ADAPTADOR DE CARGA

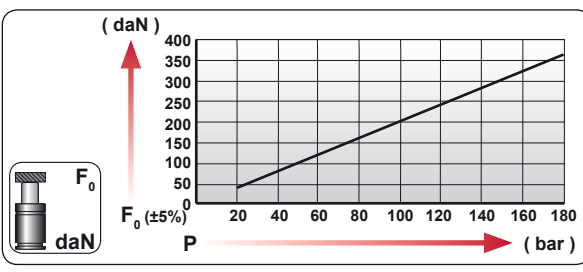
CW 350 V1

Compact Height

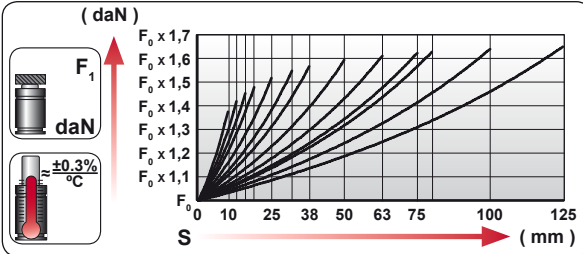
BMW B2 4005	FORD W-DX35-6204	
MB B8 3180 220 000 004		
VW 39D 997		



ORDER	S (mm)	L1 ±0,25 (mm)	L (mm)	Kg.
CW 350 010 V1	10	50	40	0.18
CW 350 013 V1	13	56	43	0.19
CW 350 016 V1	16	62	46	0.20
CW 350 019 V1	19	68	49	0.21
CW 350 025 V1	25	80	55	0.23
CW 350 032 V1	32	94	62	0.26
CW 350 038 V1	38	106	68	0.28
CW 350 050 V1	50	130	80	0.32
CW 350 063 V1	63	156	93	0.36
CW 350 075 V1	75	180	105	0.40
CW 350 080 V1	80	190	110	0.42
CW 350 100 V1	100	230	130	0.49
CW 350 125 V1	125	280	155	0.57



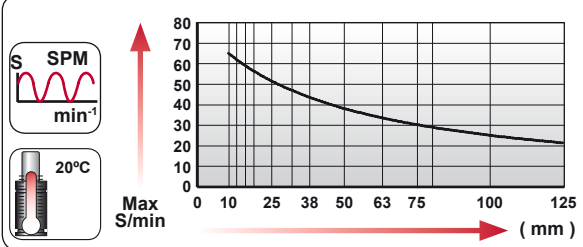
CODE				
		bar psi	daN	daN
CW 350 050 V1		180 2610	360	575
CW-H 350 050 V1		0 0	---	---



ENG ORDER
 DEU BESTELLUNG
 FRA COMMANDE
 ITA ORDINE
 ESP PEDIDO
 POR PEDIDO

F_0 daN
 S mm

CW 350 50
CW 350 050 V1



N_2

$S_{max} < 100\%$

V

Pmin (20°C)

Pmax (20°C)

Tmin

Tmax

600 CP-

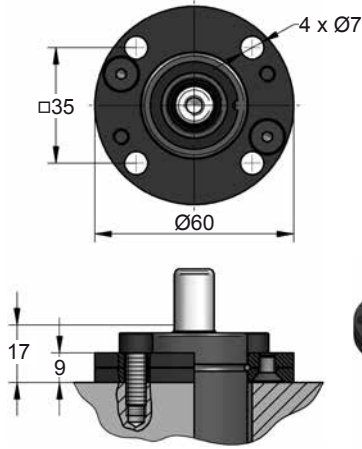
N_2	$S_{max} < 90\%$	$V_{max} 1,6 \text{ m/s}$	bar psi	bar psi	°C °F	°C °F	°C °F	600 CP-
			20 290	180 2610	0 32	80 176		



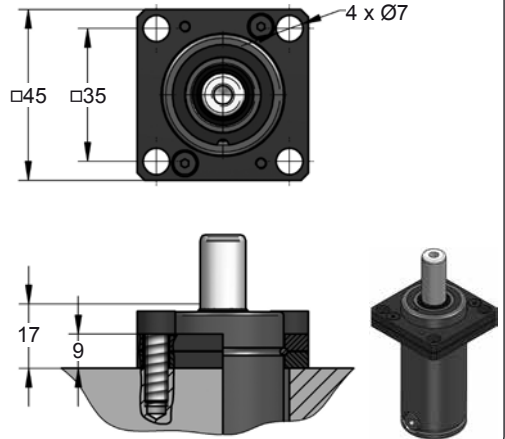
CW 350 V1 MOUNTS

Compact Height

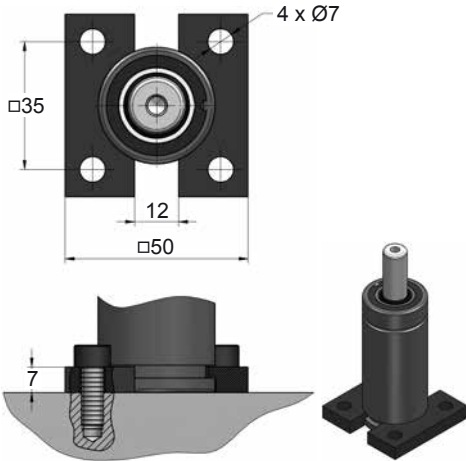
A14-032



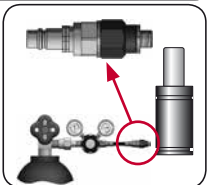
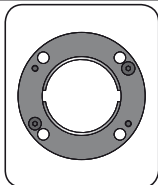
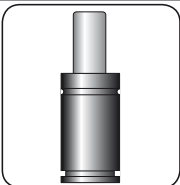

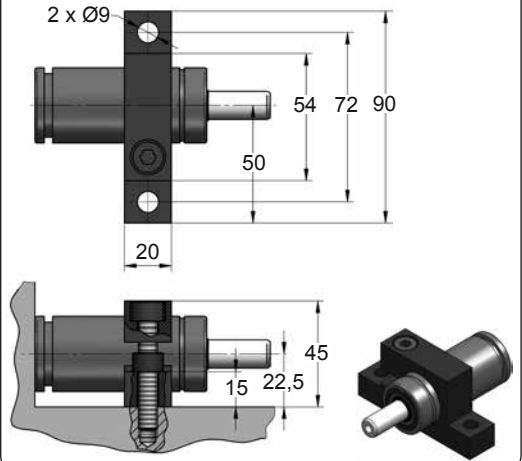
A34-032



C20-032



D02-032

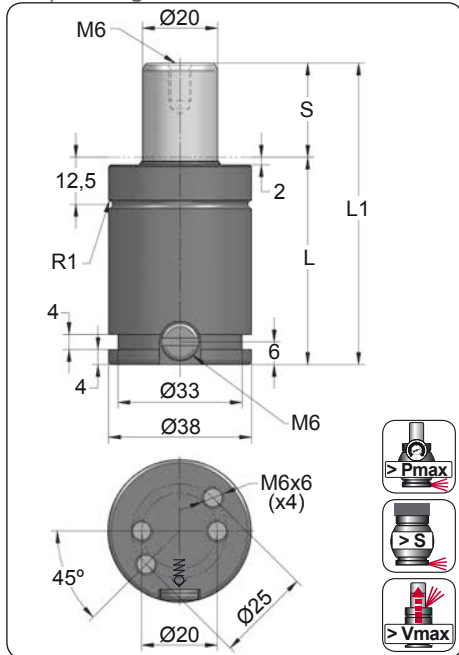


CODE	CW 350 050 V1	KIT S-XXXXXXX KIT C-XXXXXXX	A14-032	06 CG 2-Q
ENG ORDER	GAS SPRING	REPAIR KIT	FLANGE	CHARGING ADAPTER
DEU BESTELLUNG	GASDRUCKFEDER	ERSATZTEILSATZ	FLANSCH	LADEADAPTER
FRA COMMANDE	RESSORT À GAZ	KIT DE RÉPARATION	BRIDE	RACCORD DE CHARGE
ITA ORDINE	CILINDRO AD AZOTO	KIT DI MANUTENZIONE	FLANGE	ADATTATORE DI CARICO
ESP PEDIDO	RESORTE DE GAS	KIT DE REPARACION	BRIDA	ADAPTADOR DE CARGA
POR PEDIDO	CILINDRO DE GAS	KIT DE MANUTENÇÃO	FLANGE	ADAPTADOR DE CARGA

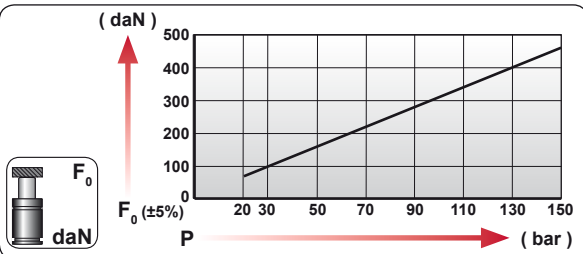
CW 500 V1

Compact Height

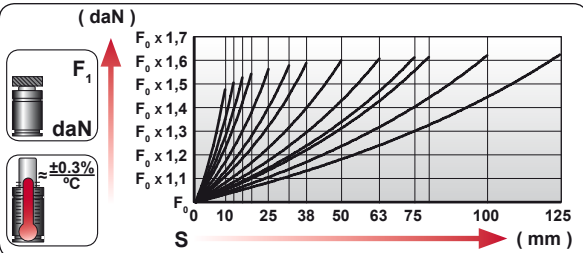
BMW B2 4005	FORD W-DX35-6204	PSA E24.54.815.G
MB B8 3180 220 000 004		
VW 39D 997		NISSAN K32H



ORDER	S (mm)	L1 ±0,25 (mm)	L (mm)	Kg.
CW 500 010 V1	10	50	40	0.25
CW 500 013 V1	13	56	43	0.26
CW 500 016 V1	16	62	46	0.27
CW 500 019 V1	19	68	49	0.28
CW 500 025 V1	25	80	55	0.31
CW 500 032 V1	32	94	62	0.33
CW 500 038 V1	38	106	68	0.36
CW 500 050 V1	50	130	80	0.41
CW 500 063 V1	63	156	93	0.46
CW 500 075 V1	75	180	105	0.51
CW 500 080 V1	80	190	110	0.53
CW 500 100 V1	100	230	130	0.61
CW 500 125 V1	125	280	155	0.71

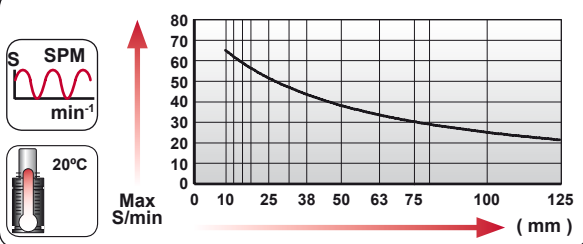


CODE	Pressure (bar)	Pressure (psi)	Force (daN)	Force (daN)
CW 500 050 V1	150	2175	470	750
CW-H 500 050 V1	0	0	---	---



ENG ORDER
 DEU BESTELLUNG
 FRA COMMANDE
 ITA ORDINE
 ESP PEDIDO
 POR PEDIDO

CW 500 50
CW 500 050 V1



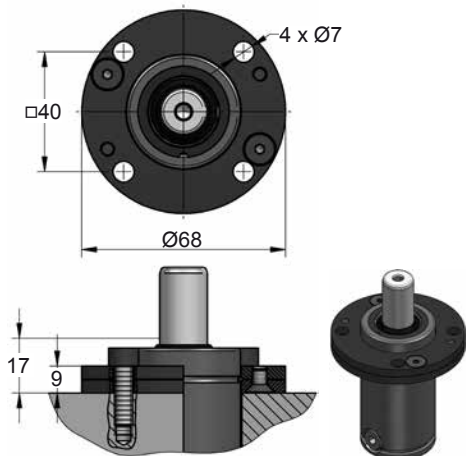
N ₂	Smax < 90%	Vmax 1,6 m/s	bar psi	bar psi	°C °F	°C °F	600 CP-
			20 290	150 2175	0 32	80 176	



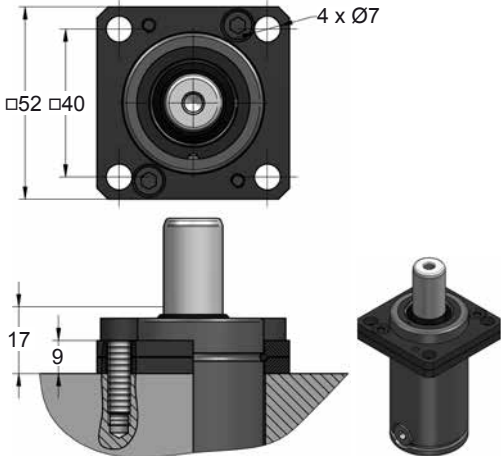
CW 500 V1 MOUNTS

Compact Height

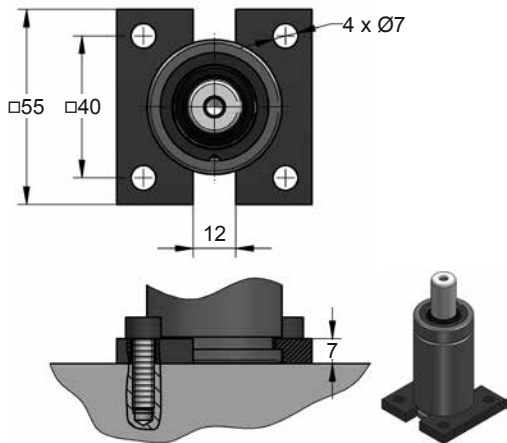
A14-038



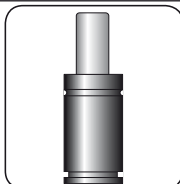
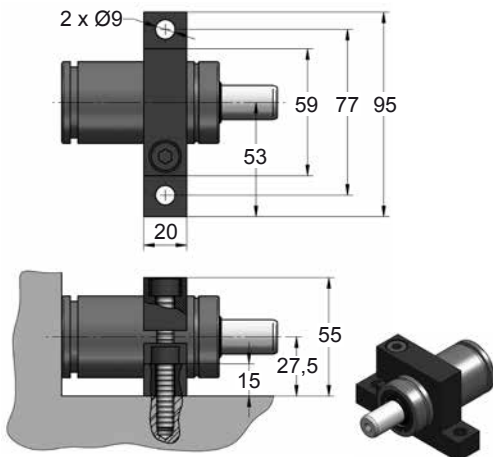
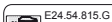
A34-038



C20-038


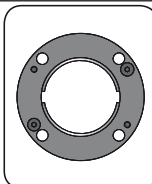


D02-038



SEAL
KIT S-XXXXXXX

CARTRIDGE
KIT C-XXXXXXX

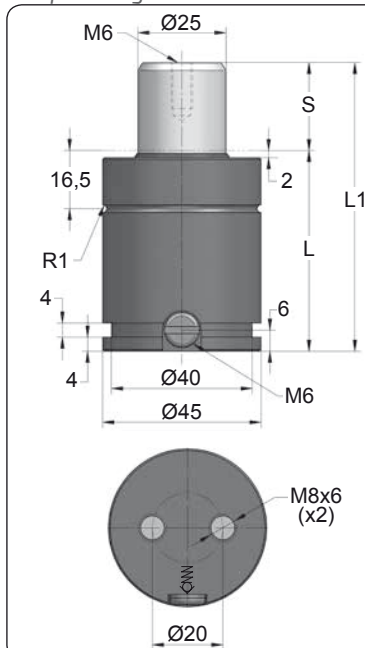


CODE	CW 500 050 V1	KIT S-XXXXXXX KIT C-XXXXXXX	A14-038	06 CG 2-Q
ENG ORDER	GAS SPRING	REPAIR KIT	FLANGE	CHARGING ADAPTER
DEU BESTELLUNG	GASDRUCKFEDER	ERSATZTEILSATZ	FLANSCHEN	LADEADAPTER
FRA COMMANDE	RESSORT À GAZ	KIT DE RÉPARATION	BRIDE	RACCORD DE CHARGE
ITA ORDINE	CILINDRO AD AZOTO	KIT DI MANUTENZIONE	FLANGE	ADATTATORE DI CARICO
ESP PEDIDO	RESORTE DE GAS	KIT DE REPARACION	BRIDA	ADAPTADOR DE CARGA
POR PEDIDO	CILINDRO DE GÁS	KIT DE MANUTENÇÃO	FLANGE	ADAPTADOR DE CARGA

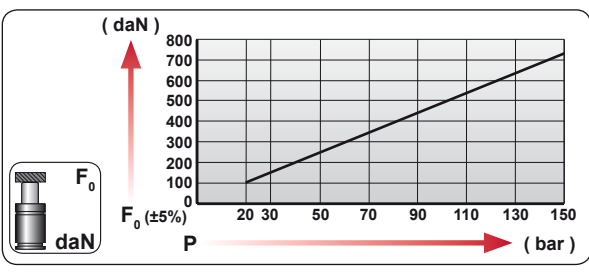
CW 750 V1

Compact Height

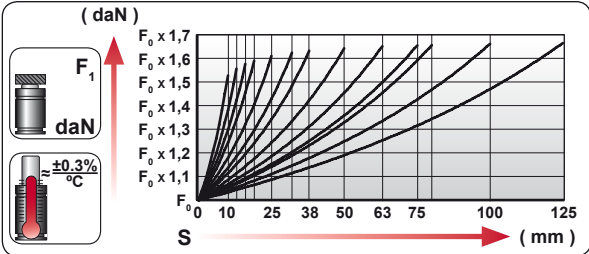
BMW B2 4005	FORD W-DX35-6204	PSA E24.54.815.G
MB B8 3180 220 000 004		
VW 39D 997		



ORDER	S (mm)	L1 ±0,25 (mm)	L (mm)	Kg.
CW 750 010 V1	10	52	42	0.37
CW 750 013 V1	13	58	45	0.39
CW 750 016 V1	16	64	48	0.41
CW 750 019 V1	19	70	51	0.43
CW 750 025 V1	25	82	57	0.47
CW 750 032 V1	32	96	64	0.51
CW 750 038 V1	38	108	70	0.55
CW 750 050 V1	50	132	82	0.62
CW 750 063 V1	63	158	95	0.70
CW 750 075 V1	75	182	107	0.78
CW 750 080 V1	80	192	112	0.81
CW 750 100 V1	100	232	132	0.93
CW 750 125 V1	125	282	157	1.09



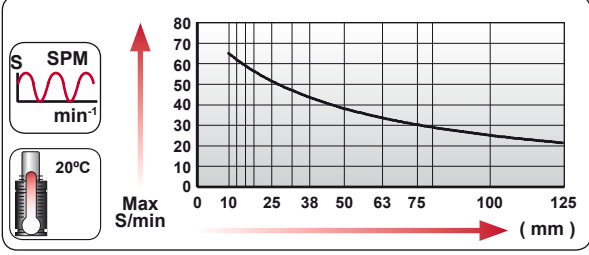
CODE	Pressure (bar)	Pressure (psi)	Force (daN) F ₀	Force (daN) F ₁
CW 750 050 V1	150	2175	740	1215
CW-H 750 050 V1	0	0	---	---



ENG ORDER
 DEU BESTELLUNG
 FRA COMMANDE
 ITA ORDINE
 ESP PEDIDO
 POR PEDIDO

F₀ daN
 S mm

CW 750 50
CW 750 050 V1



N₂
 S_{max} < 90%
 V_{max} 1,6 m/s
 P_{min} (20°C)
 P_{max} (20°C)
 T_{min}
 T_{max}
 600 CP-

bar	psi	bar	psi	°C	°F	°C	°F
20	290	150	2175	0	32	80	176

MODEL	X	CW 750 KZ 750	AS 700	CK 750 FD 500	CM 600 CD 700	APF 500	CPH 1250	X	
SERIES	MINI	COMPACT HEIGHT	THREADED	LOW PROFILE	HEAVY DUTY	ISO	HEAVY LOAD	POWER COMPACT STROKE	

CW

KRM6 **BK**

CWC

DRM8

TNRR

9RM8

MCRR

7RM8

TFRR

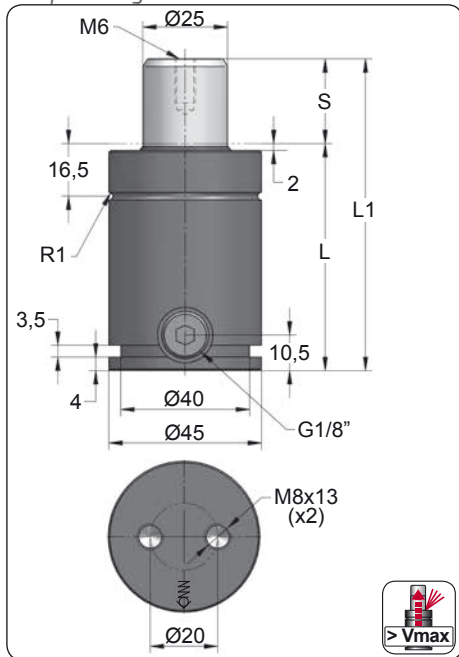
SKK

SGS

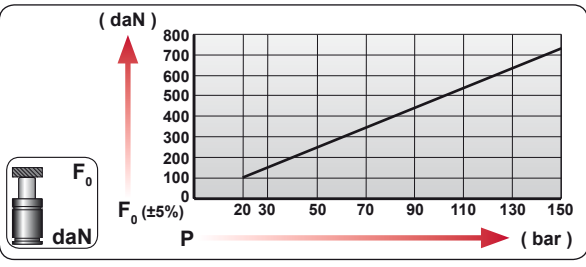
CODE	CW 750 050 V1	KIT S-XXXXXXX KIT C-XXXXXXX	A14-045	06 CG 2-Q
ENG ORDER	GAS SPRING	REPAIR KIT	FLANGE	CHARGING ADAPTER
DEU BESTELLUNG	GASDRUCKFEDER	ERSATZTEILSATZ	FLANSCH	LADEADAPTER
FRA COMMANDE	RESSORT À GAZ	KIT DE RÉPARATION	BRIDE	RACCORD DE CHARGE
ITA ORDINE	CILINDRO AD AZOTO	KIT DI MANUTENZIONE	FLANGE	ADATTATORE DI CARICO
ESP PEDIDO	RESORTE DE GAS	KIT DE REPARACION	BRIDA	ADAPTADOR DE CARGA
POR PEDIDO	CILINDRO DE GAS	KIT DE MANUTENÇÃO	FLANGE	ADAPTADOR DE CARGA

CWC 750 V2

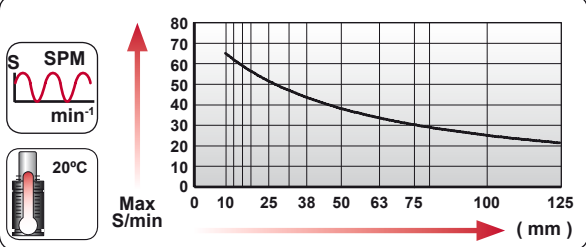
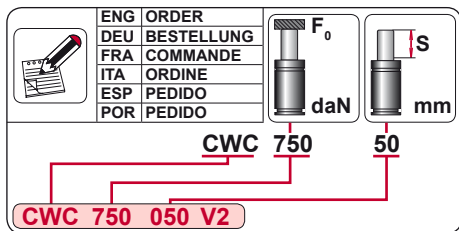
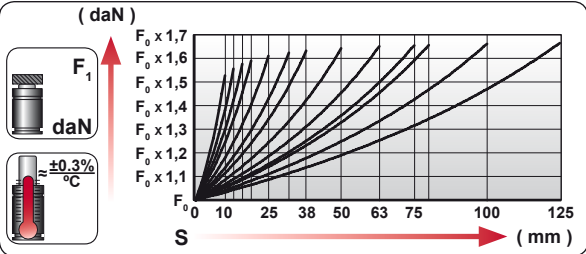
Compact Height



ORDER	S (mm)	L1 ±0,25 (mm)	L (mm)	Kg.
CWC 750 010 V2	10	62	52	0.49
CWC 750 013 V2	13	68	55	0.50
CWC 750 016 V2	16	74	58	0.52
CWC 750 019 V2	19	80	61	0.54
CWC 750 025 V2	25	92	67	0.58
CWC 750 032 V2	32	106	74	0.62
CWC 750 038 V2	38	118	80	0.66
CWC 750 050 V2	50	142	92	0.74
CWC 750 063 V2	63	168	105	0.82
CWC 750 075 V2	75	192	117	0.89
CWC 750 080 V2	80	202	122	0.92
CWC 750 100 V2	100	242	142	1.05
CWC 750 125 V2	125	292	167	1.20



CODE				
	bar	psi	daN	daN
CWC 750 050 V2	150	2175	740	1215
CWC-H 750 050 V2	0	0	---	---



N₂

S_{max} < 90%

V_{max} 1,6 m/s

P_{min} (20°C)
P_{max} (20°C)

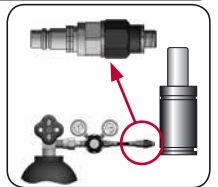
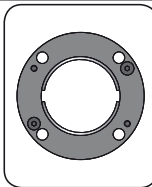
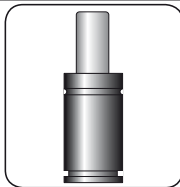
T_{min}
T_{max}

600 CP-

N ₂	S _{max} < 90%	V _{max} 1,6 m/s	bar psi	bar psi	°C °F	°C °F	600 CP-
			20 290	150 2175	0 32	80 176	

	MODEL	CWC 750

<p>CW</p>	<p>CWC</p>
------------------	-------------------



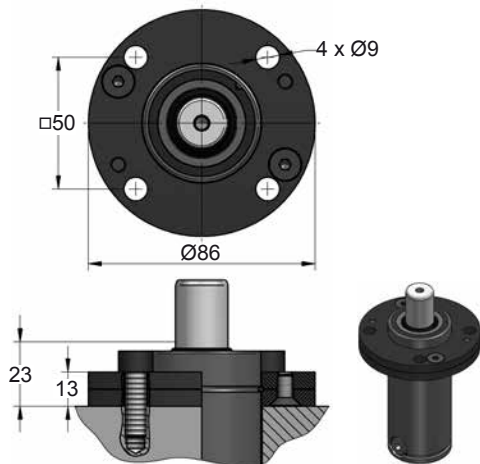
CODE	CWC 750 050 V2	KIT S-XXXXXXX KIT C-XXXXXXX	A14-045	18 CG 1-Q
ENG ORDER	GAS SPRING	REPAIR KIT	FLANGE	CHARGING ADAPTER
DEU BESTELLUNG	GASDRUCKFEDER	ERSATZTEILSATZ	FLANSCH	LADEADAPTER
FRA COMMANDE	RESSORT À GAZ	KIT DE RÉPARATION	BRIDE	RACCORD DE CHARGE
ITA ORDINE	CILINDRO AD AZOTO	KIT DI MANUTENZIONE	FLANGE	ADATTATORE DI CARICO
ESP PEDIDO	RESORTE DE GAS	KIT DE REPARACION	BRIDA	ADAPTADOR DE CARGA
POR PEDIDO	CILINDRO DE GAS	KIT DE MANUTENÇÃO	FLANGE	ADAPTADOR DE CARGA

CWC 750 V2 MOUNTS

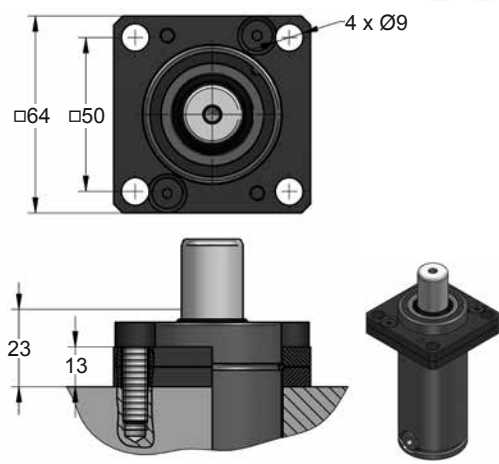
Compact Height

AZOL
GAS

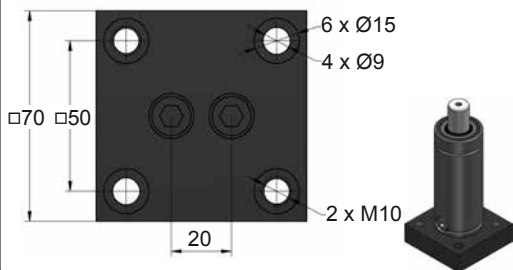
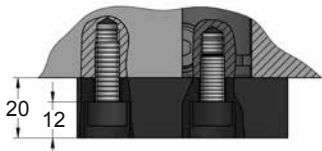
A14-045



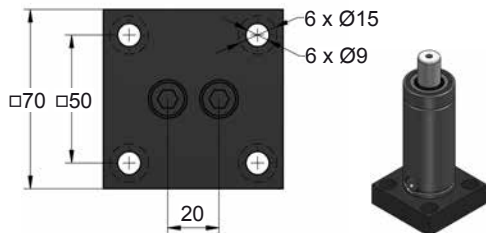
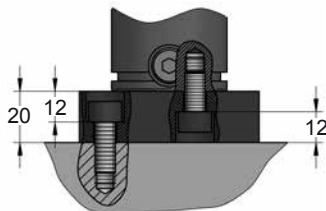
A34-045



B36-045

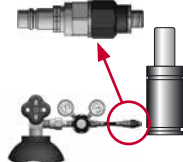
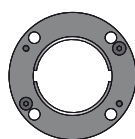


B41-045



SEAL
KIT S-XXXXXXX

CARTRIDGE
KIT C-XXXXXXX

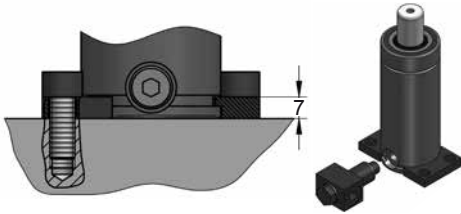
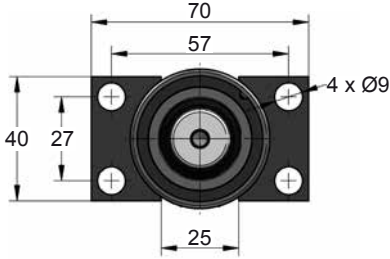


CODE	CWC 750 050 V2	KIT S-XXXXXXX KIT C-XXXXXXX	A14-045	18 CG 1-Q
ENG ORDER	GAS SPRING	REPAIR KIT	FLANGE	CHARGING ADAPTER
DEU BESTELLUNG	GASDRUCKFEDER	ERSATZTEILSATZ	FLANSCHEN	LADEADAPTER
FRA COMMANDE	RESSORT À GAZ	KIT DE RÉPARATION	BRIDE	RACCORD DE CHARGE
ITA ORDINE	CILINDRO AD AZOTO	KIT DI MANUTENZIONE	FLANGE	ADATTATORE DI CARICO
ESP PEDIDO	RESORTE DE GAS	KIT DE REPARACION	BRIDA	ADAPTADOR DE CARGA
POR PEDIDO	CILINDRO DE GÁS	KIT DE MANUTENÇÃO	FLANGE	ADAPTADOR DE CARGA

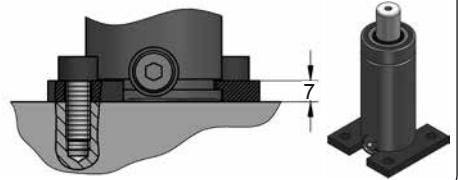
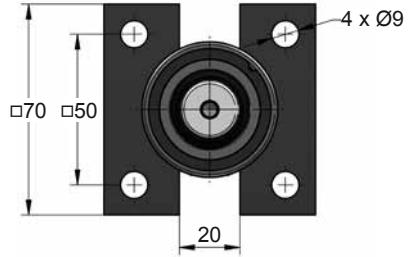
CWC 750 V2 MOUNTS

Compact Height

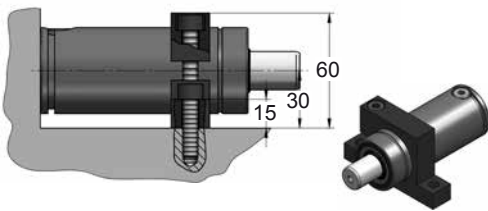
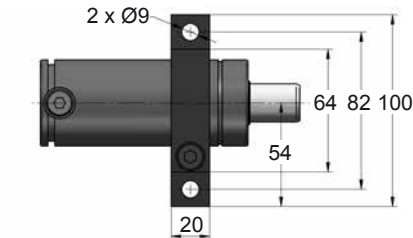
C05-045



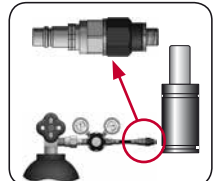
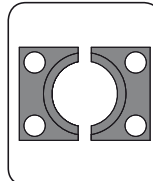
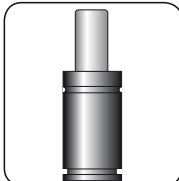
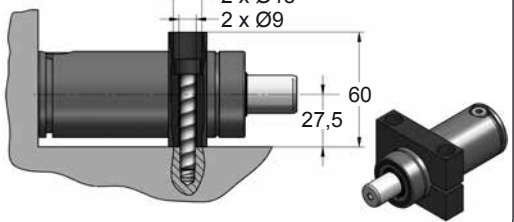
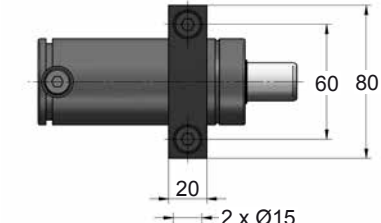
C20-045



D02-045



D67-045

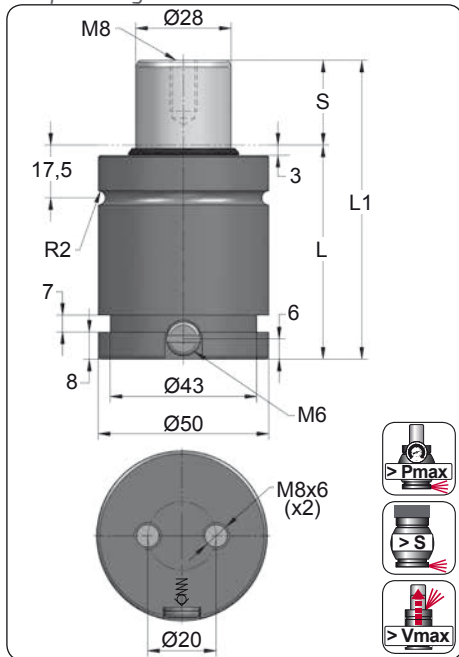


CODE	CWC 750 050 V2	KIT S-XXXXXXX KIT C-XXXXXXX	C05-045	18 CG 1-Q	
ENG	ORDER	GAS SPRING	REPAIR KIT	FLANGE	CHARGING ADAPTER
DEU	BESTELLUNG	GASDRUCKFEDER	ERSATZTEILSATZ	FLANSCHEN	LADEADAPTER
FRA	COMMANDE	RESSORT À GAZ	KIT DE RÉPARATION	BRIDE	RACCORD DE CHARGE
ITA	ORDINE	CILINDRO AD AZOTO	KIT DI MANUTENZIONE	FLANGE	ADATTATORE DI CARICO
ESP	PEDIDO	RESORTE DE GAS	KIT DE REPARACION	BRIDA	ADAPTADOR DE CARGA
POR	PEDIDO	CILINDRO DE GÁS	KIT DE MANUTENÇÃO	FLANGE	ADAPTADOR DE CARGA

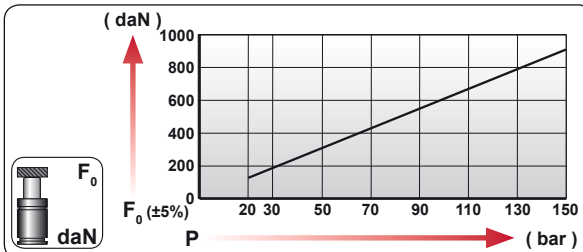
CW 1000 V2

Compact Height

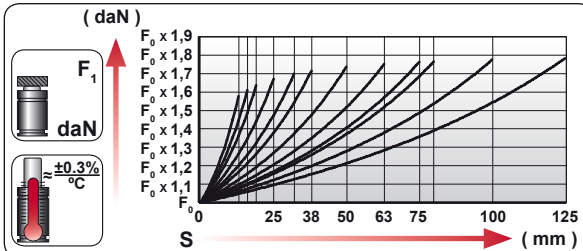
BMW B2 4005	FORD W-DX35-6204	PSA E24.54.815.G
MB B8 3180 220 000 004		
VW 39D 997		



ORDER	S (mm)	L1 ±0,25 (mm)	L (mm)	Kg.
CW 1000 013 V2	13	64	51	0.55
CW 1000 016 V2	16	70	54	0.57
CW 1000 019 V2	19	76	57	0.60
CW 1000 025 V2	25	88	63	0.65
CW 1000 032 V2	32	102	70	0.70
CW 1000 038 V2	38	114	76	0.75
CW 1000 050 V2	50	138	88	0.86
CW 1000 063 V2	63	164	101	0.96
CW 1000 075 V2	75	188	113	1.06
CW 1000 080 V2	80	198	118	1.11
CW 1000 100 V2	100	238	138	1.27
CW 1000 125 V2	125	288	163	1.48



CODE		bar	psi	F ₀ daN	F ₁ daN
CW 1000 050 V2		150	2175	920	1600
CW-H 1000 050 V2		0	0	---	---

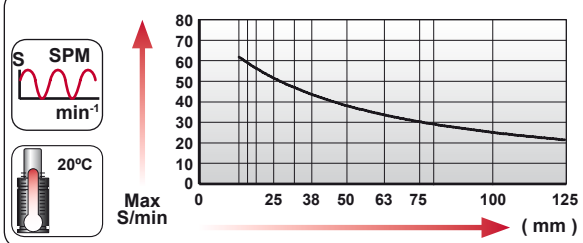


ENG ORDER
 DEU BESTELLUNG
 FRA COMMANDE
 ITA ORDINE
 ESP PEDIDO
 POR PEDIDO

F₀ daN
 S mm

CW 1000 50

CW 1000 050 V2



	S _{max} 100%	v	P _{min} (20°C)	P _{max} (20°C)	T _{min}	T _{max}	
--	-----------------------	---	-------------------------	-------------------------	------------------	------------------	--

N ₂	S _{max} < 90%	V _{max} 1,6 m/s	bar psi	bar psi	°C °F	°C °F	600 CP-
			20 290	150 2175	0 32	80 176	

MODEL	X	CW 1000 KZ 1000	AS 1000	CT 750 CK 1000 FD 750	GN 750 CM 1000 CD 1000	AG 750	CPH 1700 CP 2000	CS 1800
SERIES	MINI	COMPACT HEIGHT	THREADED	LOW PROFILE	HEAVY DUTY	ISO	HEAVY LOAD	POWER COMPACT STROKE

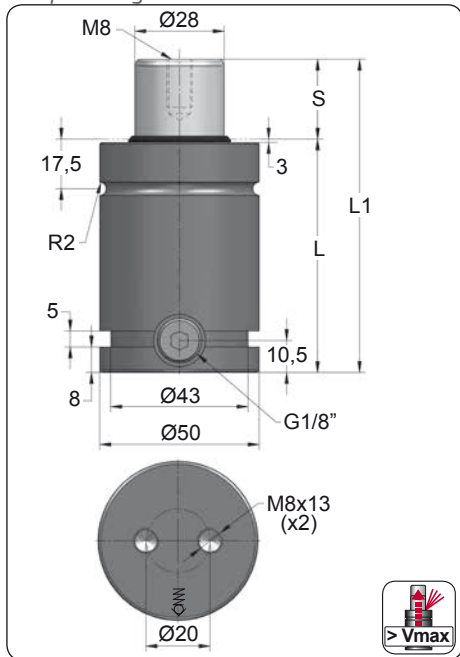
CW	CWC

--	--	--	--	--	--

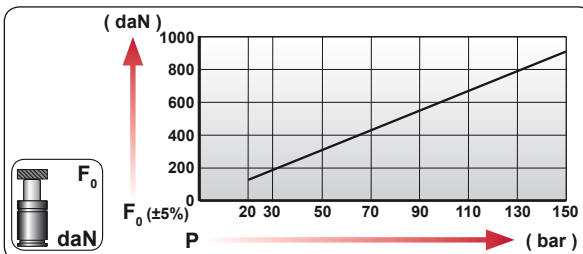
CODE	CW 1000 050 V2	KIT S-XXXXXXX KIT C-XXXXXXX	A14-050	06 CG 2-Q
ENG ORDER	GAS SPRING	REPAIR KIT	FLANGE	CHARGING ADAPTER
DEU BESTELLUNG	GASDRUCKFEDER	ERSATZTEILSATZ	FLANSCHEN	LADEADAPTER
FRA COMMANDE	RESSORT À GAZ	KIT DE RÉPARATION	BRIDE	RACCORD DE CHARGE
ITA ORDINE	CILINDRO AD AZOTO	KIT DI MANUTENZIONE	FLANGE	ADATTATORE DI CARICO
ESP PEDIDO	RESORTE DE GAS	KIT DE REPARACION	BRIDA	ADAPTADOR DE CARGA
POR PEDIDO	CILINDRO DE GÁS	KIT DE MANUTENÇÃO	FLANGE	ADAPTADOR DE CARGA

CWC 1000 V2

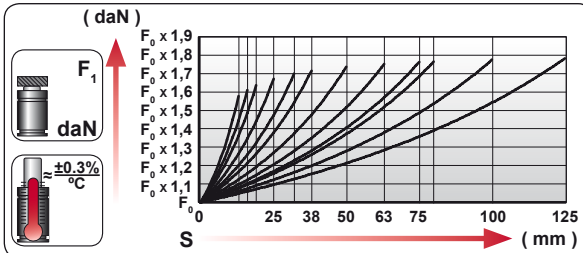
Compact Height



ORDER	S (mm)	L1 ±0,25 (mm)	L (mm)	Kg.
CWC 1000 013 V2	13	74	61	0.73
CWC 1000 016 V2	16	80	64	0.75
CWC 1000 019 V2	19	86	67	0.78
CWC 1000 025 V2	25	98	73	0.83
CWC 1000 032 V2	32	112	80	0.89
CWC 1000 038 V2	38	124	86	0.94
CWC 1000 050 V2	50	148	98	1.04
CWC 1000 063 V2	63	174	111	1.15
CWC 1000 075 V2	75	198	123	1.25
CWC 1000 080 V2	80	208	128	1.29
CWC 1000 100 V2	100	248	148	1.46
CWC 1000 125 V2	125	298	173	1.67



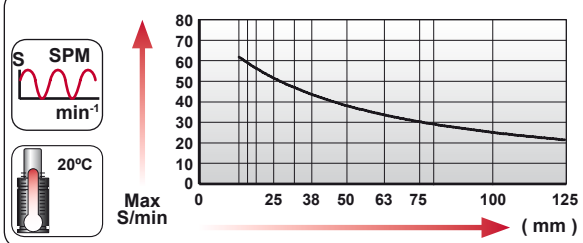
CODE					
		bar	psi		
CWC 1000 050 V2		150	2175	920	1600
CWC-H 1000 050 V2		0	0	---	---



	ENG ORDER DEU BESTELLUNG FRA COMMANDE ITA ORDINE ESP PEDIDO POR PEDIDO		
		daN	mm

CWC 1000 50

CWC 1000 050 V2



N ₂	S _{max} < 90%	V _{max} 1,6 m/s	P _{min} (20°C)	P _{max} (20°C)	T _{min}	T _{max}	600 CP-

bar	psi	bar	psi	°C	°F	°C	°F	
20	290	150	2175	0	32	80	176	

	MODEL	CWC 1000

<p>CW</p> <p>CW</p> <p>KRM6 BK</p>	<p>CWC</p> <p>CWC</p> <p>DRM8 TNRR</p> <p>9RM8 MCRR</p> <p>7RM8 TFRR</p> <p>SKK SGS</p>
---	---

		<p>SEAL KIT S-XXXXXXX</p> <p>CARTRIDGE KIT C-XXXXXXX</p>		
--	--	--	--	--

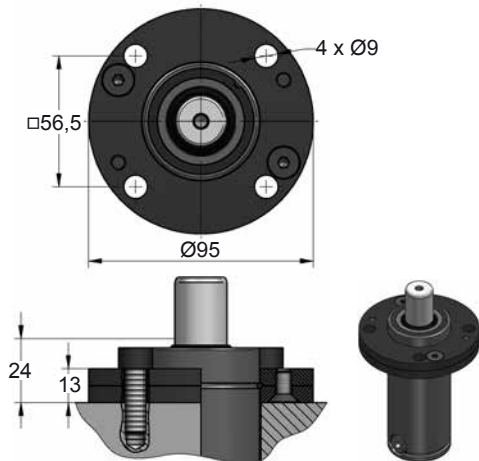
CODE	CWC 1000 050 V2	KIT S-XXXXXXX KIT C-XXXXXXX	A14-050	18 CG 1-Q
ENG	ORDER	GAS SPRING	REPAIR KIT	FLANGE
DEU	BESTELLUNG	GASDRUCKFEDER	ERSATZTEILSATZ	FLANSCH
FRA	COMMANDE	RESSORT À GAZ	KIT DE RÉPARATION	BRIDE
ITA	ORDINE	CILINDRO AD AZOTO	KIT DI MANUTENZIONE	FLANGE
ESP	PEDIDO	RESORTE DE GAS	KIT DE REPARACION	BRIDA
POR	PEDIDO	CILINDRO DE GÁS	KIT DE MANUTENÇÃO	FLANGE
				CHARGING ADAPTER
				LADEADAPTER
				RACCORD DE CHARGE
				ADATTATORE DI CARICO
				ADAPTADOR DE CARGA
				ADAPTADOR DE CARGA

CWC 1000 V2 MOUNTS

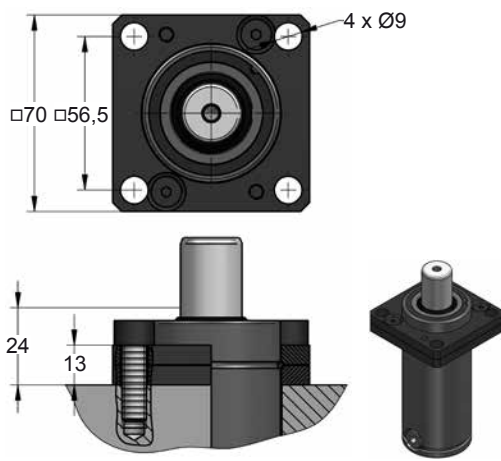
Compact Height

AZOL
GAS

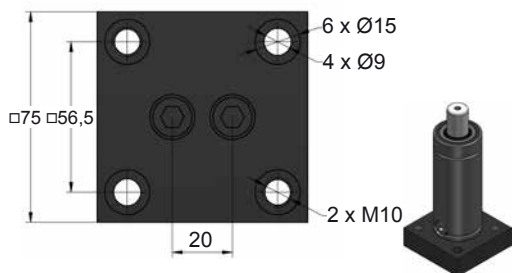
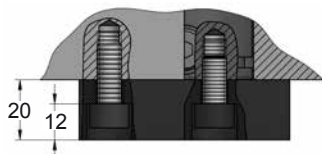
A14-050



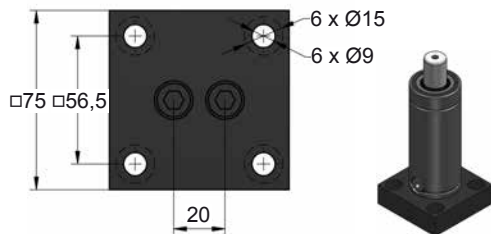
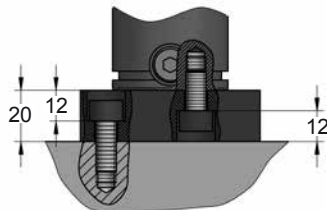
A34-050



B36-050

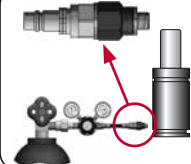
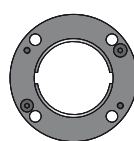


B41-050



SEAL
KIT S-XXXXXXX

CARTRIDGE
KIT C-XXXXXXX

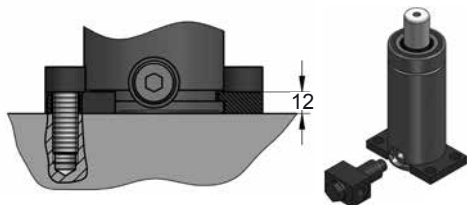
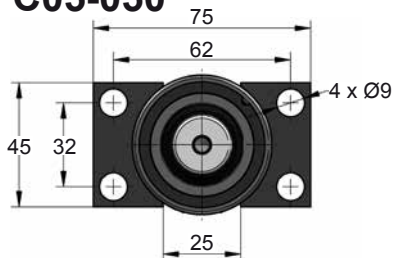


CODE	CWC 1000 050 V2	KIT S-XXXXXXX KIT C-XXXXXXX	A14-050	18 CG 1-Q
ENG	ORDER	GAS SPRING	REPAIR KIT	FLANGE
DEU	BESTELLUNG	GASDRUCKFEDER	ERSATZTEILSATZ	FLANSCH
FRA	COMMANDE	RESSORT À GAZ	KIT DE RÉPARATION	BRIDE
ITA	ORDINE	CILINDRO AD AZOTO	KIT DI MANUTENZIONE	FLANGE
ESP	PEDIDO	RESORTE DE GAS	KIT DE REPARACION	BRIDA
POR	PEDIDO	CILINDRO DE GAS	KIT DE MANUTENÇÃO	FLANGE
				CHARGING ADAPTER
				LADEADAPTER
				RACCORD DE CHARGE
				ADATTATORE DI CARICO
				ADAPTADOR DE CARGA
				ADAPTADOR DE CARGA

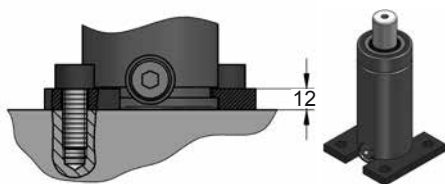
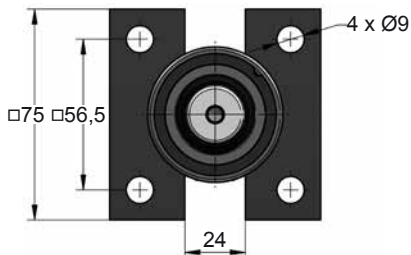
CWC 1000 V2 MOUNTS

Compact Height

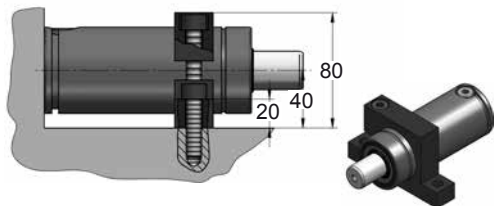
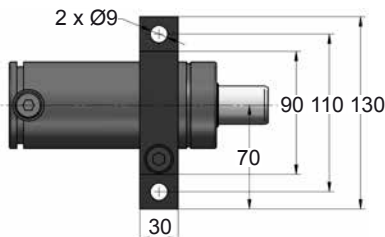
C05-050



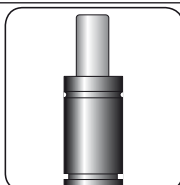
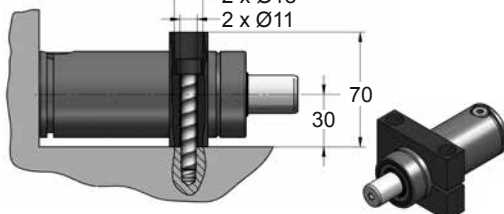
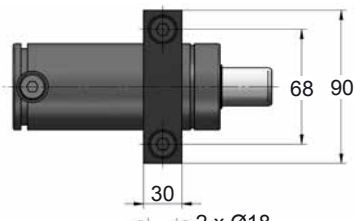
C20-050



D02-050



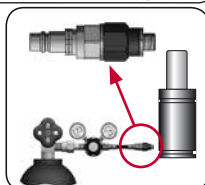
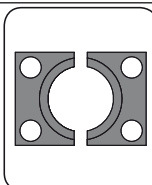
D67-050



SEAL
KIT S-XXXXXXX



CARTRIDGE
KIT C-XXXXXXX

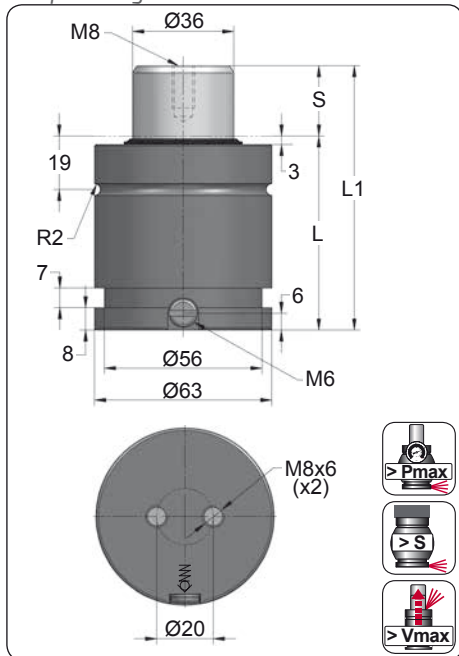


CODE	CWC 1000 050 V2	KIT S-XXXXXXX KIT C-XXXXXXX	C05-050	18 CG 1-Q
ENG	ORDER	GAS SPRING	FLANGE	CHARGING ADAPTER
DEU	BESTELLUNG	GASDRUCKFEDER	FLANSCH	LADEADAPTER
FRA	COMMANDE	RESSORT À GAZ	BRIDE	RACCORD DE CHARGE
ITA	ORDINE	CILINDRO AD AZOTO	FLANGE	ADATTATORE DI CARICO
ESP	PEDIDO	RESORTE DE GAS	BRIDA	ADAPTADOR DE CARGA
POR	PEDIDO	CILINDRO DE GÁS	FLANGE	ADAPTADOR DE CARGA

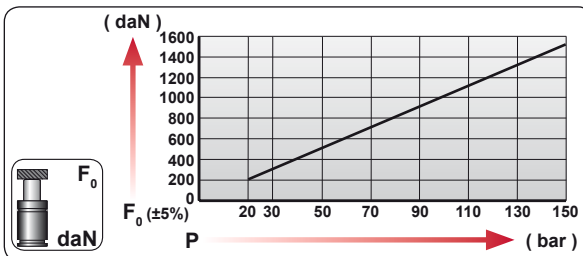
CW 1500

Compact Height

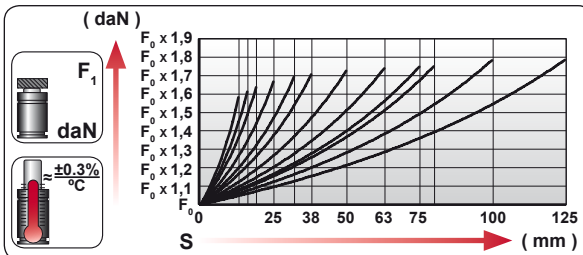
BMW B2 4005	FORD W-DX35-6204	
MB B8 3180 220 000 004		
VW 39D 997		



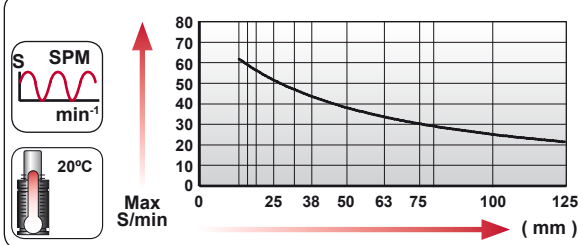
ORDER	S (mm)	L1 ±0,25 (mm)	L (mm)	Kg.
CW 1500 013	13	70	57	0.99
CW 1500 016	16	76	60	1.02
CW 1500 019	19	82	63	1.06
CW 1500 025	25	94	69	1.14
CW 1500 032	32	108	76	1.23
CW 1500 038	38	120	82	1.31
CW 1500 050	50	144	94	1.46
CW 1500 063	63	170	107	1.63
CW 1500 075	75	194	119	1.78
CW 1500 080	80	204	124	1.85
CW 1500 100	100	244	144	2.11
CW 1500 125	125	294	169	2.43



CODE		bar	psi	F ₀ daN	F ₁ daN
CW 1500 050		150	2175	1530	2640
CW-H 1500 050		0	0	---	---



	ENG ORDER DEU BESTELLUNG FRA COMMANDE ITA ORDINE ESP PEDIDO POR PEDIDO	F ₀ daN	S mm
CW 1500 50			
CW 1500 050			



	S _{max} < 100%	v	P _{min} (20°C)	P _{max} (20°C)	T _{min}	T _{max}	
--	-------------------------	---	-------------------------	-------------------------	------------------	------------------	--

N ₂	S _{max} < 90%	V _{max} 1,6 m/s	bar psi	bar psi	°C °F	°C °F	600 CP-
			20 290	150 2175	0 32	80 176	

MODEL	×	CW 1500 KZ 1500	×	CT 1500 CK 1500	CM 1500 CD 1500	×	CPH 2800 CP 3000	CS 3000
SERIES	MINI	COMPACT HEIGHT	THREADED	LOW PROFILE	HEAVY DUTY	ISO	HEAVY LOAD	POWER COMPACT STROKE

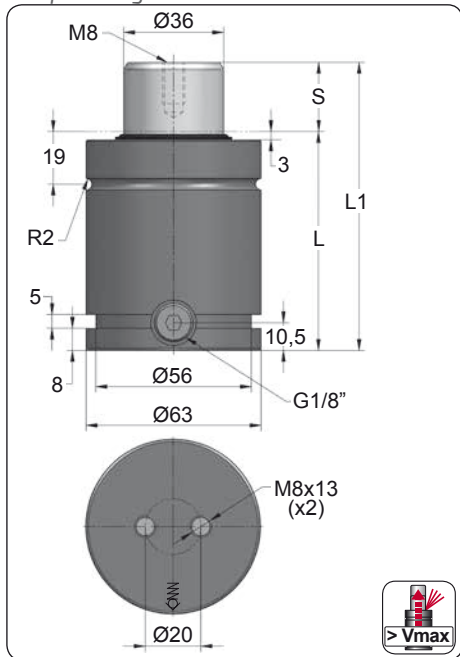
CW	CWC

		SEAL KIT S-XXXXXXX		
		CARTRIDGE KIT C-XXXXXXX		

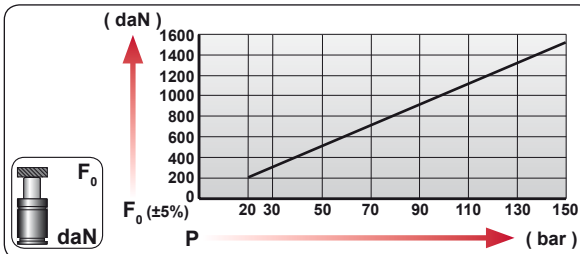
CODE	CW 1500 050	KIT S-XXXXXXX KIT C-XXXXXXX	A14-063	06 CG 2-Q
ENG ORDER	GAS SPRING	REPAIR KIT	FLANGE	CHARGING ADAPTER
DEU BESTELLUNG	GASDRUCKFEDER	ERSATZTEILSATZ	FLANSCHEN	LADEADAPTER
FRA COMMANDE	RESSORT À GAZ	KIT DE RÉPARATION	BRIDE	RACCORD DE CHARGE
ITA ORDINE	CILINDRO AD AZOTO	KIT DI MANUTENZIONE	FLANGE	ADATTATORE DI CARICO
ESP PEDIDO	RESORTE DE GAS	KIT DE REPARACION	BRIDA	ADAPTADOR DE CARGA
POR PEDIDO	CILINDRO DE GÁS	KIT DE MANUTENÇÃO	FLANGE	ADAPTADOR DE CARGA

CWC 1500

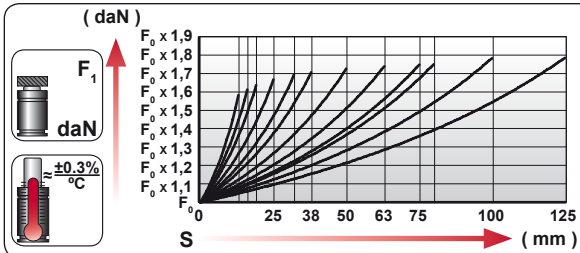
Compact Height



ORDER	S (mm)	L1 ±0,25 (mm)	L (mm)	Kg.
CWC 1500 013	13	80	67	1.22
CWC 1500 016	16	86	70	1.26
CWC 1500 019	19	92	73	1.30
CWC 1500 025	25	104	79	1.37
CWC 1500 032	32	118	86	1.46
CWC 1500 038	38	130	92	1.54
CWC 1500 050	50	154	104	1.70
CWC 1500 063	63	180	117	1.86
CWC 1500 075	75	204	129	2.02
CWC 1500 080	80	214	134	2.08
CWC 1500 100	100	254	154	2.34
CWC 1500 125	125	304	179	2.66



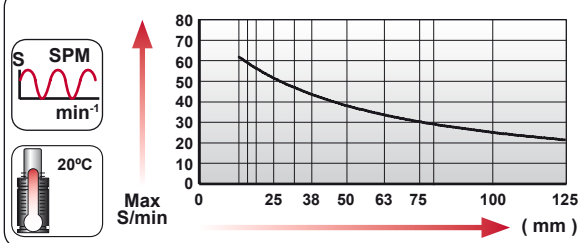
CODE		Pressure			
		bar	psi		
CWC 1500 050		150	2175	1530	2640
CWC-H 1500 050		0	0	---	---



	ENG ORDER		
	DEU BESTELLUNG		
	FRA COMMANDE		
	ITA ORDINE		
	ESP PEDIDO		
POR PEDIDO			

CWC 1500 50

CWC 1500 050



--	--	--	--	--	--	--	--

N ₂	S _{max} < 90%	V _{max} 1,6 m/s	bar psi	bar psi	°C °F	°C °F	600 CP-
			20 290	150 2175	0 32	80 176	

	MODEL	CWC 1500

<p>CW</p> <p>CW</p> <p>KRM6</p> <p>BK</p>	<p>CWC</p> <p>CWC</p> <p>DRM8</p> <p>TNRR</p> <p>9RM8</p> <p>MCRR</p> <p>7RM8</p> <p>TFRR</p> <p>SKK</p> <p>SGS</p>
---	---

		<p>SEAL KIT S-XXXXXXX</p>	<p>CARTRIDGE KIT C-XXXXXXX</p>		
--	--	----------------------------------	---------------------------------------	--	--

CODE	CWC 1500 050	KIT S-XXXXXXX KIT C-XXXXXXX	A14-063	18 CG 1-Q
ENG	ORDER	GAS SPRING	REPAIR KIT	FLANGE
DEU	BESTELLUNG	GASDRUCKFEDER	ERSATZTEILSATZ	FLANSCH
FRA	COMMANDE	RESSORT À GAZ	KIT DE RÉPARATION	BRIDE
ITA	ORDINE	CILINDRO AD AZOTO	KIT DI MANUTENZIONE	FLANGE
ESP	PEDIDO	RESORTE DE GAS	KIT DE REPARACION	BRIDA
POR	PEDIDO	CILINDRO DE GAS	KIT DE MANUTENÇÃO	FLANGE
				CHARGING ADAPTER
				LADEADAPTER
				RACCORD DE CHARGE
				ADATTATORE DI CARICO
				ADAPTADOR DE CARGA
				ADAPTADOR DE CARGA

CWC 1500 MOUNTS

Compact Height

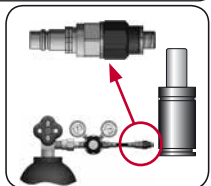
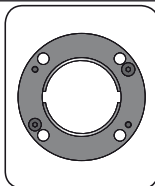
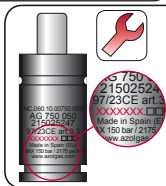
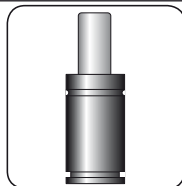


A14-063

A69-063

B36-063

B41-063

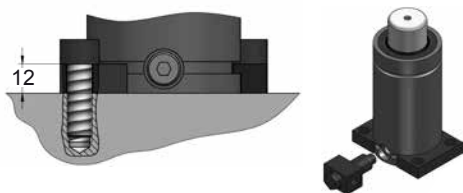
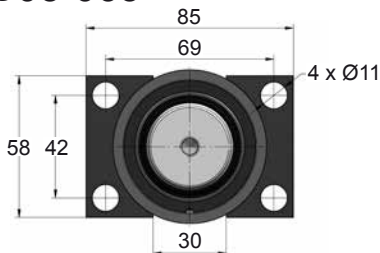


CODE	CWC 1500 050	KIT S-XXXXXXX KIT C-XXXXXXX	A14-063	18 CG 1-Q
ENG ORDER	GAS SPRING	REPAIR KIT	FLANGE	CHARGING ADAPTER
DEU BESTELLUNG	GASDRUCKFEDER	ERSATZTEILSATZ	FLANSCHEN	LADEADAPTER
FRA COMMANDE	RESSORT À GAZ	KIT DE RÉPARATION	BRIDE	RACCORD DE CHARGE
ITA ORDINE	CILINDRO AD AZOTO	KIT DI MANUTENZIONE	FLANGE	ADATTATORE DI CARICO
ESP PEDIDO	RESORTE DE GAS	KIT DE REPARACION	BRIDA	ADAPTADOR DE CARGA
POR PEDIDO	CILINDRO DE GAS	KIT DE MANUTENÇÃO	FLANGE	ADAPTADOR DE CARGA

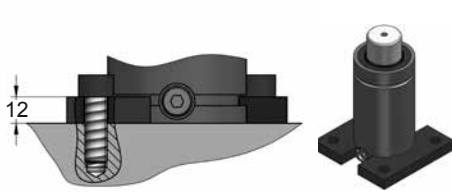
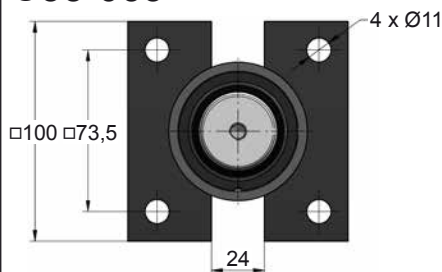
CWC 1500 MOUNTS

Compact Height

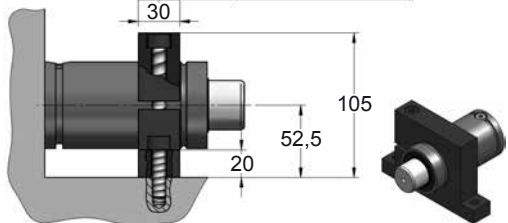
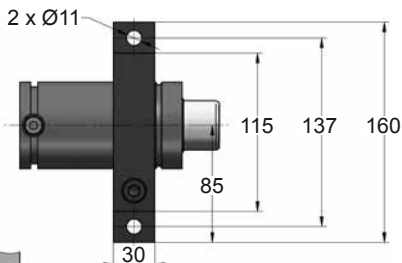
C05-063



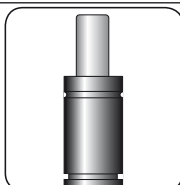
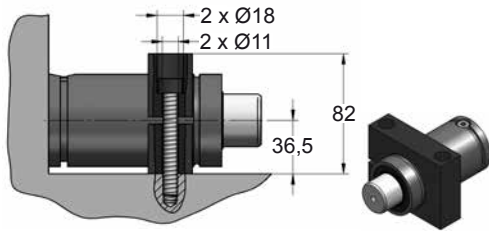
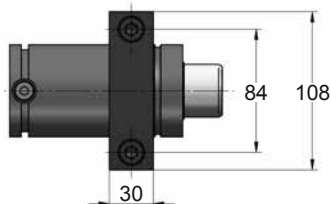
C35-063



D02-063



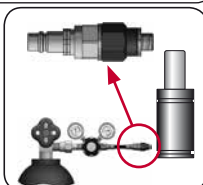
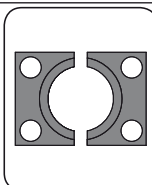
D67-063



SEAL
KIT S-XXXXXXX



CARTRIDGE
KIT C-XXXXXXX

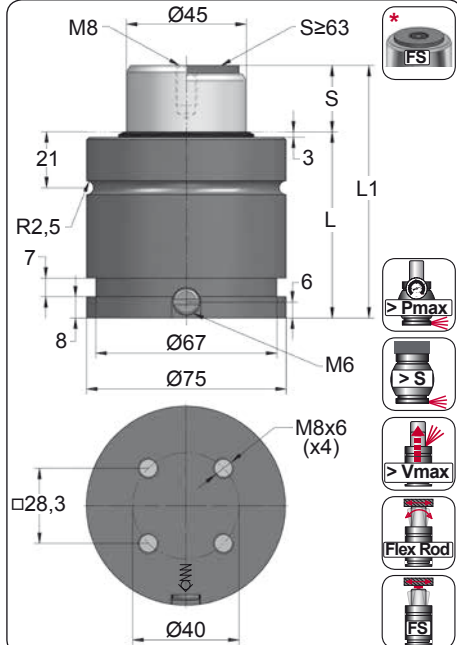


CODE	CWC 1500 050	KIT S-XXXXXXX KIT C-XXXXXXX	C05-063	18 CG 1-Q
ENG ORDER	GAS SPRING	REPAIR KIT	FLANGE	CHARGING ADAPTER
DEU BESTELLUNG	GASDRUCKFEDER	ERSATZTEILSATZ	FLANSCHEN	LADEADAPTER
FRA COMMANDE	RESSORT À GAZ	KIT DE RÉPARATION	BRIDE	RACCORD DE CHARGE
ITA ORDINE	CILINDRO AD AZOTO	KIT DI MANUTENZIONE	FLANGE	ADATTATORE DI CARICO
ESP PEDIDO	RESORTE DE GAS	KIT DE REPARACION	BRIDA	ADAPTADOR DE CARGA
POR PEDIDO	CILINDRO DE GÁS	KIT DE MANUTENÇÃO	FLANGE	ADAPTADOR DE CARGA

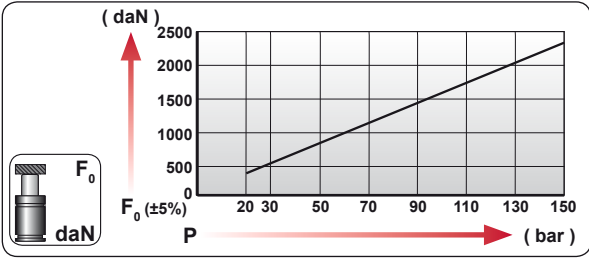
CW 2400 V1

Compact Height

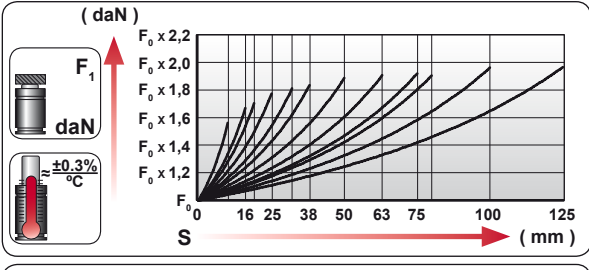
BMW B2 4005	FORD W-DX35-6204	PSA E24.54.815.G
MB B8 3180 220 000 004		
VW 39D 997		



ORDER	S (mm)	L1 ±0,25 (mm)	L (mm)	Kg.
CW 2400 010 V1	10	65	55	1.38
CW 2400 016 V1	16	77	61	1.48
CW 2400 019 V1	19	83	64	1.54
CW 2400 025 V1	25	95	70	1.64
CW 2400 032 V1	32	109	77	1.76
CW 2400 038 V1	38	121	83	1.86
CW 2400 050 V1	50	145	95	2.07
CW 2400 063 V1 *	63	171	108	2.29
CW 2400 075 V1 *	75	195	120	2.50
CW 2400 080 V1 *	80	205	125	2.58
CW 2400 100 V1 *	100	245	145	2.92
CW 2400 125 V1 *	125	295	170	3.35



CODE	Valve Diagram	Pressure		Force	
		bar	psi	daN	daN
CW 2400 050 V1		150	2175	2385	4500
CW-H 2400 050 V1		0	0	---	---

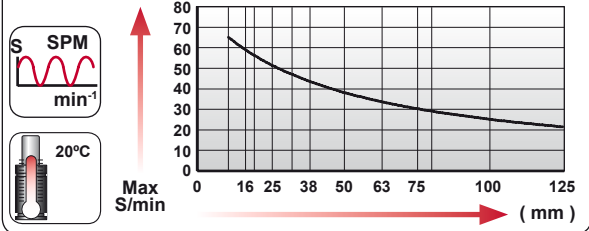


ENG	ORDER
DEU	BESTELLUNG
FRA	COMMANDE
ITA	ORDINE
ESP	PEDIDO
POR	PEDIDO

F_0 daN S mm

CW 2400 50

CW 2400 050 V1



	$S_{max} < 100\%$	V_{max}	Pmin (20°C)	Pmax (20°C)	Tmin Tmax	
--	-------------------	-----------	-------------	-------------	-----------	--

N ₂	S _{max} < 90%	V _{max} 1,6 m/s	bar psi	bar psi	°C °F	°C °F	600 CP-
			20 290	150 2175	0 32	80 176	

MODEL	X	CW 2400 KZ 2400	X	CT 2500 CK 2500 FD 1500	GN 1500 CM 2500 CD 2400	AG 1500	CPH 4300 CP 5000	CS 4700					
SERIES	MINI	COMPACT HEIGHT	THREADED	LOW PROFILE	HEAVY DUTY	ISO	HEAVY LOAD	POWER COMPACT STROKE					

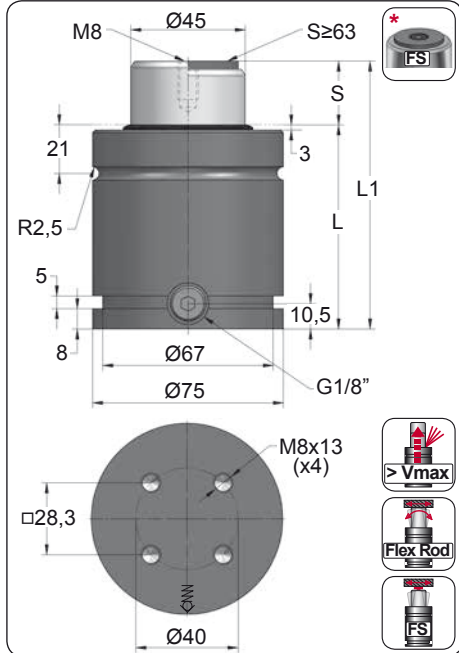
CW		KRM6	BK	CWC		DRM8	TNRR	9RM8	MCRR	7RM8	TFRR	SKK	SGS
-----------	--	-------------	-----------	------------	--	-------------	-------------	-------------	-------------	-------------	-------------	------------	------------

--	--	--	--	--

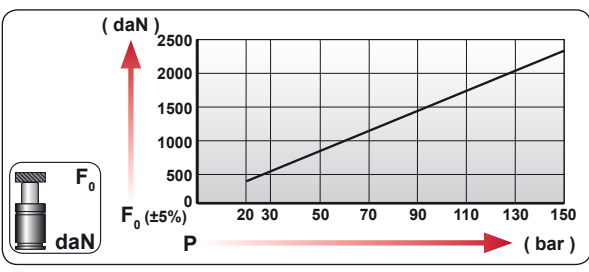
CODE	CW 2400 050 V1	KIT S-XXXXXXX KIT C-XXXXXXX	A14-075	06 CG 2-Q
ENG ORDER	GAS SPRING	REPAIR KIT	FLANGE	CHARGING ADAPTER
DEU BESTELLUNG	GASDRUCKFEDER	ERSATZTEILSATZ	FLANSCH	LADEADAPTER
FRA COMMANDE	RESSORT À GAZ	KIT DE RÉPARATION	BRIDE	RACCORD DE CHARGE
ITA ORDINE	CILINDRO AD AZOTO	KIT DI MANUTENZIONE	FLANGE	ADATTATORE DI CARICO
ESP PEDIDO	RESORTE DE GAS	KIT DE REPARACION	BRIDA	ADAPTADOR DE CARGA
POR PEDIDO	CILINDRO DE GAS	KIT DE MANUTENÇÃO	FLANGE	ADAPTADOR DE CARGA

CWC 2400 V2

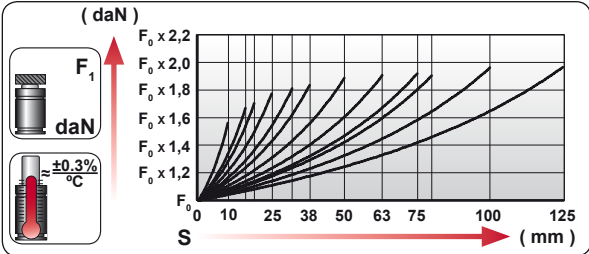
Compact Height



ORDER	S (mm)	L1 ±0,25 (mm)	L (mm)	Kg.
CWC 2400 010 V2	10	75	65	1.70
CWC 2400 016 V2	16	87	71	1.80
CWC 2400 019 V2	19	93	74	1.85
CWC 2400 025 V2	25	105	80	1.95
CWC 2400 032 V2	32	119	87	2.07
CWC 2400 038 V2	38	131	93	2.18
CWC 2400 050 V2	50	155	105	2.38
CWC 2400 063 V2 *	63	181	118	2.61
CWC 2400 075 V2 *	75	205	130	2.81
CWC 2400 080 V2 *	80	215	135	2.90
CWC 2400 100 V2 *	100	255	155	3.24
CWC 2400 125 V2 *	125	305	180	3.67



CODE				
	bar	psi	daN	daN
CWC 2400 050 V2	150	2175	2385	4500
CWC-H 2400 050 V2	0	0	---	---

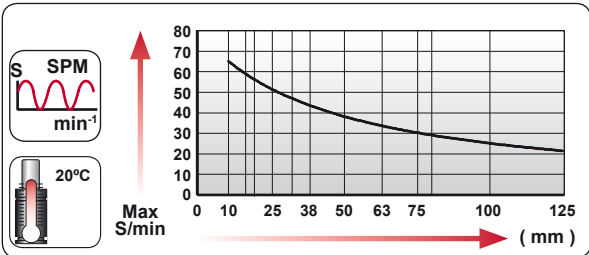


ENG ORDER
 DEU BESTELLUNG
 FRA COMMANDE
 ITA ORDINE
 ESP PEDIDO
 POR PEDIDO

F₀ daN
 S mm




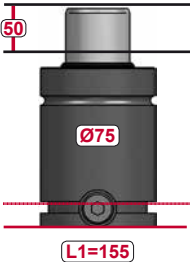
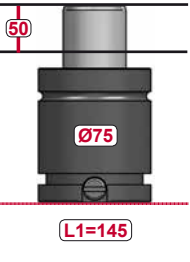
CWC 2400 50













CWC 2400 050 V2



N₂
 S_{max} < 90%
 V_{max} 1,6 m/s
 P_{min} (20°C)
 P_{max} (20°C)
 T_{min}
 T_{max}
 600 CP-

N ₂	S _{max} < 90%	V _{max} 1,6 m/s	bar psi	bar psi	°C °F	°C °F	600 CP-
			20 290	150 2175	0 32	80 176	

  		
MODEL	CWC 2400	CW 2400

<p>CW</p>  <p>KRM6 </p> <p>BK </p>	<p>CWC</p>  <p>DRM8 </p> <p>9RM8 </p> <p>7RM8 </p> <p>SKK </p> <p>TNRR </p> <p>MCRR </p> <p>TFRR </p> <p>SGS </p>
--	--

		 <p>SEAL KIT S-XXXXXXX</p>	 <p>CARTRIDGE KIT C-XXXXXXX</p>		
--	---	--	---	---	--

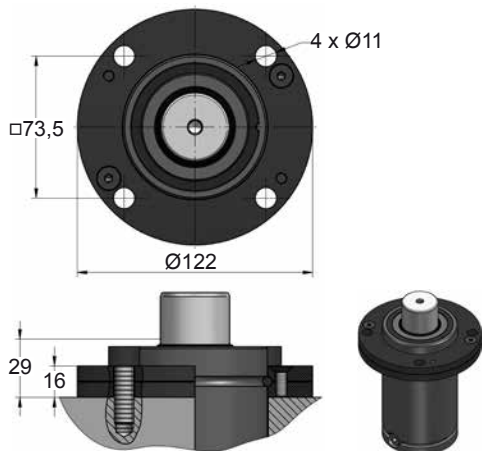
CODE	CWC 2400 050 V2	KIT S-XXXXXXX KIT C-XXXXXXX	A14-075	18 CG 1-Q
ENG ORDER	GAS SPRING	REPAIR KIT	FLANGE	CHARGING ADAPTER
DEU BESTELLUNG	GASDRUCKFEDER	ERSATZTEILSATZ	FLANSCH	LADEADAPTER
FRA COMMANDE	RESSORT À GAZ	KIT DE RÉPARATION	BRIDE	RACCORD DE CHARGE
ITA ORDINE	CILINDRO AD AZOTO	KIT DI MANUTENZIONE	FLANGE	ADATTATORE DI CARICO
ESP PEDIDO	RESORTE DE GAS	KIT DE REPARACION	BRIDA	ADAPTADOR DE CARGA
POR PEDIDO	CILINDRO DE GAS	KIT DE MANUTENÇÃO	FLANGE	ADAPTADOR DE CARGA

CWC 2400 V2 MOUNTS

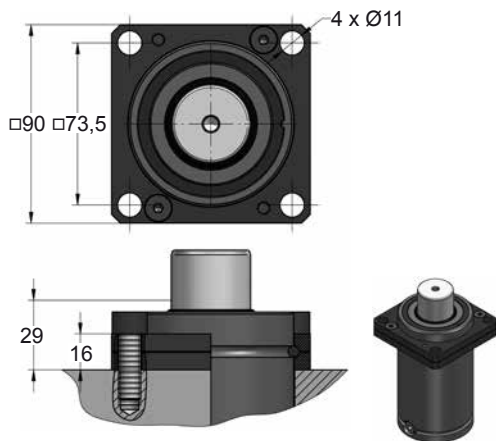
Compact Height

AZOL
GAS

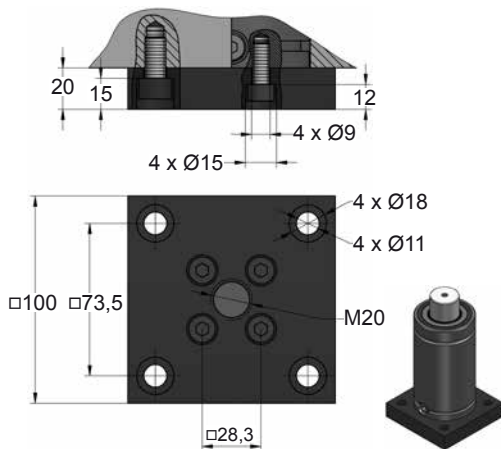
A14-075

E24.54.815.G
EM24.54.700F

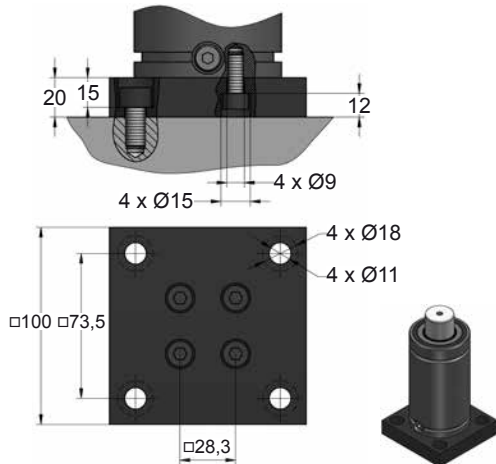
A34-075



B36-075

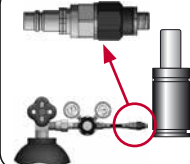
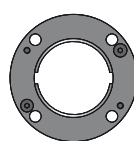


B41-075



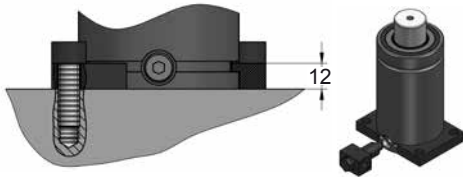
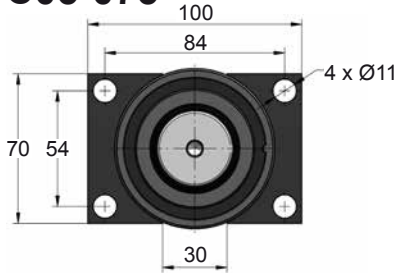
SEAL
KIT S-XXXXXXX

CARTRIDGE
KIT C-XXXXXXX

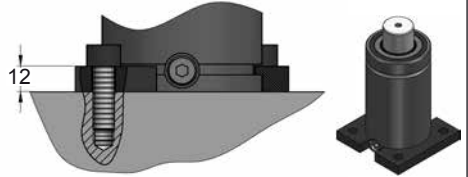
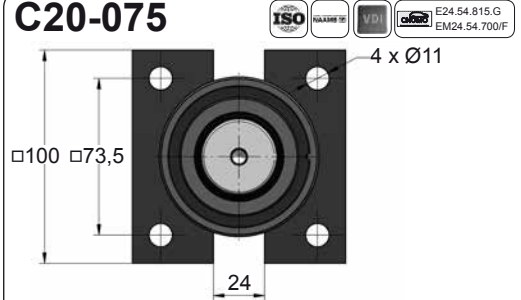


CODE	CWC 2400 050 V2	KIT S-XXXXXXX KIT C-XXXXXXX	A14-075	18 CG 1-Q
ENG ORDER	GAS SPRING	REPAIR KIT	FLANGE	CHARGING ADAPTER
DEU BESTELLUNG	GASDRUCKFEDER	ERSATZTEILSATZ	FLANSCHEN	LADEADAPTER
FRA COMMANDE	RESSORT À GAZ	KIT DE RÉPARATION	BRIDE	RACCORD DE CHARGE
ITA ORDINE	CILINDRO AD AZOTO	KIT DI MANUTENZIONE	FLANGE	ADATTATORE DI CARICO
ESP PEDIDO	RESORTE DE GAS	KIT DE REPARACION	BRIDA	ADAPTADOR DE CARGA
POR PEDIDO	CILINDRO DE GAS	KIT DE MANUTENÇÃO	FLANGE	ADAPTADOR DE CARGA

C05-075

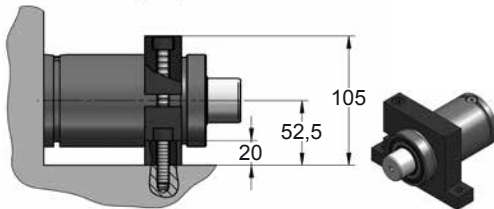
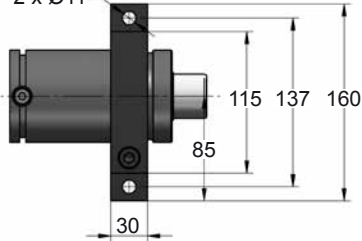


C20-075

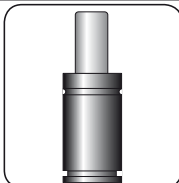
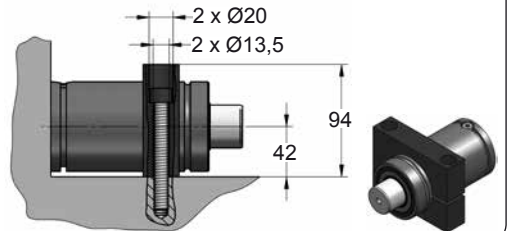
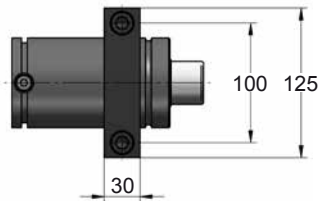


D02-075

2 x Ø11



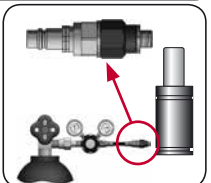
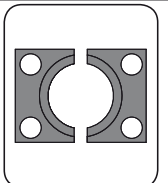
D67-075



**SEAL
KIT S-XXXXXXX**



**CARTRIDGE
KIT C-XXXXXXX**

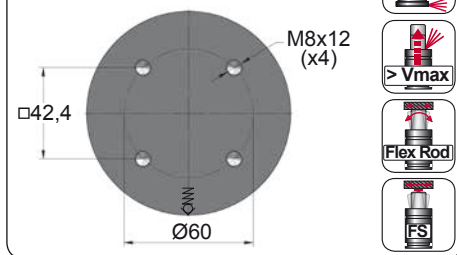
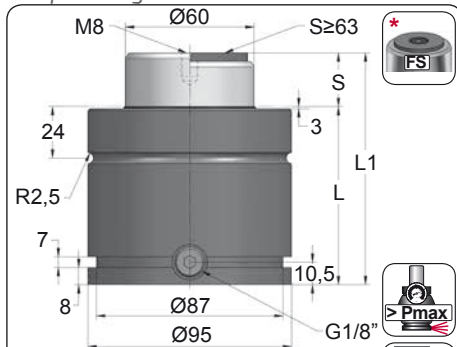


CODE	CWC 2400 050 V2	KIT S-XXXXXXX KIT C-XXXXXXX	C05-075	18 CG 1-Q
ENG ORDER	GAS SPRING	REPAIR KIT	FLANGE	CHARGING ADAPTER
DEU BESTELLUNG	GASDRUCKFEDER	ERSATZTEILSATZ	FLANSCHSE	LADEADAPTER
FRA COMMANDE	RESSORT À GAZ	KIT DE RÉPARATION	BRIDE	RACCORD DE CHARGE
ITA ORDINE	CILINDRO AD AZOTO	KIT DI MANUTENZIONE	FLANGE	ADATTATORE DI CARICO
ESP PEDIDO	RESORTE DE GAS	KIT DE REPARACION	BRIDA	ADAPTADOR DE CARGA
POR PEDIDO	CILINDRO DE GÁS	KIT DE MANUTENÇÃO	FLANGE	ADAPTADOR DE CARGA

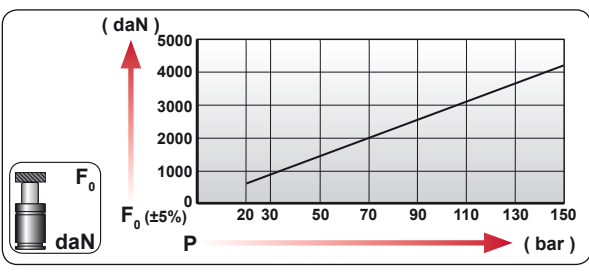
CW 4200 V1

Compact Height

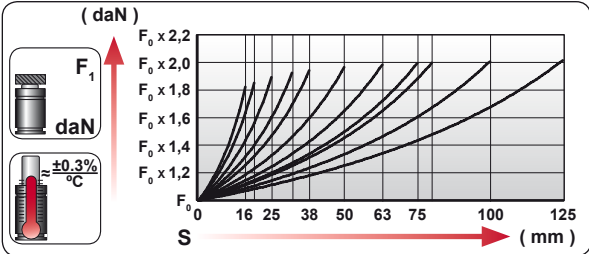
BMW B2 4005	FORD W-DX35-6204	PSA E24.54.815.G
MB B8 3180 220 000 004		
VW 39D 997		



ORDER	S (mm)	L1 ±0,25 (mm)	L (mm)	Kg.
CW 4200 016 V1	16	90	74	3.04
CW 4200 019 V1	19	96	77	3.12
CW 4200 025 V1	25	108	83	3.29
CW 4200 032 V1	32	122	90	3.49
CW 4200 038 V1	38	134	96	3.66
CW 4200 050 V1	50	158	108	4.01
CW 4200 063 V1 *	63	184	121	4.38
CW 4200 075 V1 *	75	208	133	4.72
CW 4200 080 V1 *	80	218	138	4.86
CW 4200 100 V1 *	100	258	158	5.43
CW 4200 125 V1 *	125	308	183	6.15



CODE	Pressure (bar)	Pressure (psi)	Force F ₀ (daN)	Force F ₁ (daN)
CW 4200 050 V1	150	2175	4240	8335
CW-H 4200 050 V1	0	0	---	---

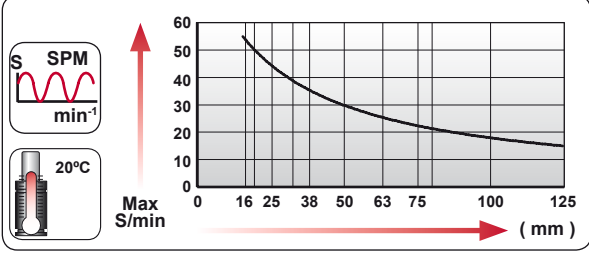


ENG	ORDER
DEU	BESTELLUNG
FRA	COMMANDE
ITA	ORDINE
ESP	PEDIDO
POR	PEDIDO

daN mm

CW 4200 50

CW 4200 050 V1



	Smax < 90%	Vmax 1,6 m/s	Pmin (20°C)	Pmax (20°C)	Tmin	Tmax	
--	------------	--------------	-------------	-------------	------	------	--

N ₂	Smax < 90%	Vmax 1,6 m/s	bar psi 20 290	bar psi 150 2175	°C °F 0 32	°C °F 80 176	600 CP-
----------------	------------	--------------	-------------------	---------------------	---------------	-----------------	---------

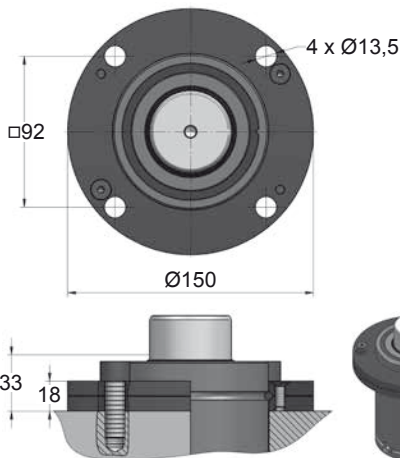


CW 4200 V1 MOUNTS

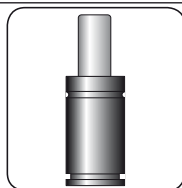
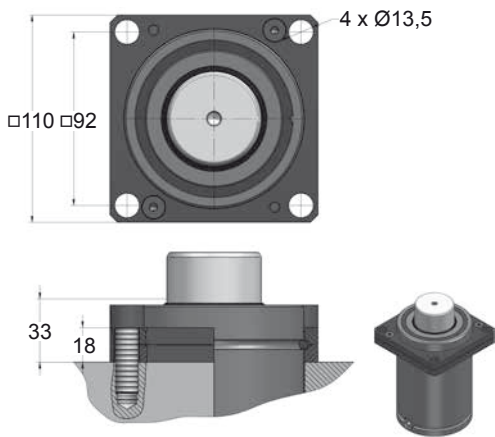
Compact Height

s mm Ø mm L1 mm	<p>50</p> <p>Ø95</p> <p>L1=158</p> <p>L1=162</p>	<p>50</p> <p>Ø95</p> <p>L1=170</p> <p>L1=170</p>	<p>50</p> <p>Ø95</p> <p>L1=195</p> <p>L1=205</p> <p>L1=220</p>	<p>50</p> <p>Ø95</p> <p>L1=220</p>	<p>50</p> <p>Ø95</p> <p>L1=215</p>	<p>50</p> <p>Ø95</p> <p>L1=255</p>		
MODEL	<p>×</p> <p>CW 4200</p> <p>KZ 4200</p>	<p>×</p>	<p>CK 4000</p> <p>FD 3000</p>	<p>GN 3000</p> <p>CM 4000</p> <p>CD 4200</p>	<p>AG 3000</p>	<p>CP 8000</p>	<p>CS 7500</p>	
SERIES	<p>MINI</p>	<p>COMPACT HEIGHT</p>	<p>THREADED</p>	<p>LOW PROFILE</p>	<p>HEAVY DUTY</p>	<p>ISO</p>	<p>HEAVY LOAD</p>	<p>POWER COMPACT STROKE</p>

A14-095


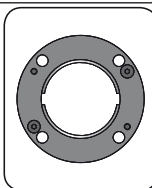


A34-095



SEAL KIT S-XXXXXXX

CARTRIDGE KIT C-XXXXXXX



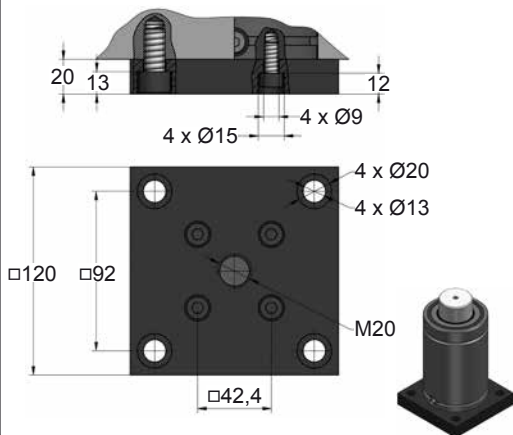
CODE	CW 4200 050 V1	KIT S-XXXXXXX KIT C-XXXXXXX	A14-095	18 CG 1-Q
ENG ORDER	GAS SPRING	REPAIR KIT	FLANGE	CHARGING ADAPTER
DEU BESTELLUNG	GASDRUCKFEDER	ERSATZTEILSATZ	FLANSCHEN	LADEADAPTER
FRA COMMANDE	RESSORT À GAZ	KIT DE RÉPARATION	BRIDE	RACCORD DE CHARGE
ITA ORDINE	CILINDRO AD AZOTO	KIT DI MANUTENZIONE	FLANGE	ADATTATORE DI CARICO
ESP PEDIDO	RESORTE DE GAS	KIT DE REPARACION	BRIDA	ADAPTADOR DE CARGA
POR PEDIDO	CILINDRO DE GÁS	KIT DE MANUTENÇÃO	FLANGE	ADAPTADOR DE CARGA

CW 4200 V1 MOUNTS

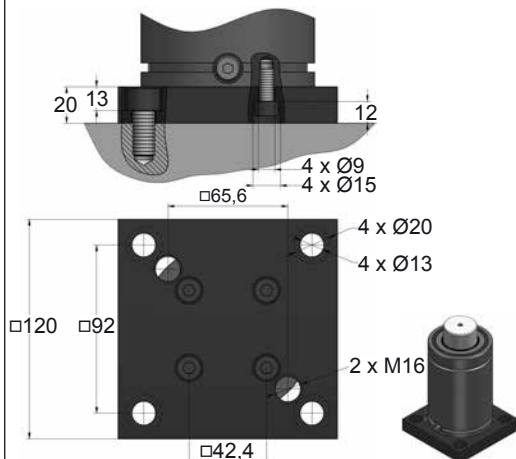
Compact Height

**AZOL
GAS**

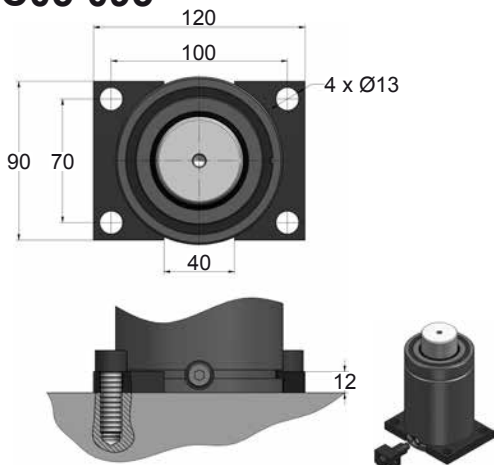
B36-095



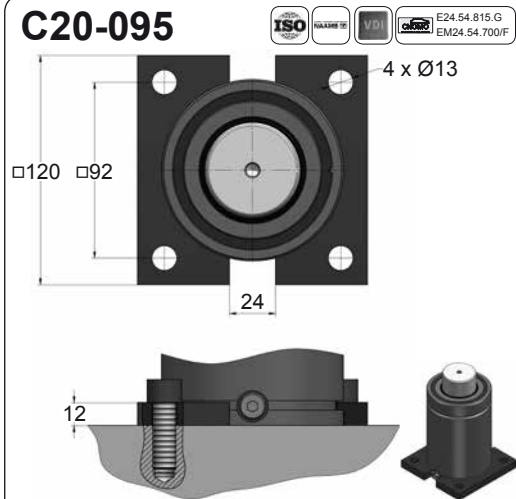
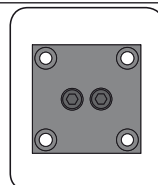
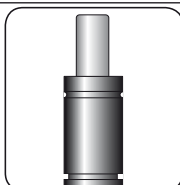
B41-095



C05-095



C20-095

E24.54.815 G
EM24.54.700/F

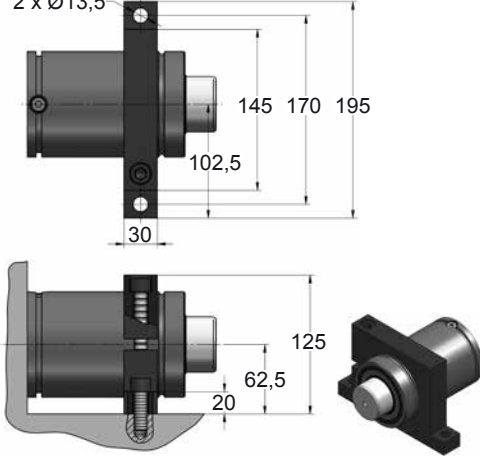
CODE	CW 4200 050 V1	KIT S-XXXXXXX KIT C-XXXXXXX	B36-095	18 CG 1-Q
ENG	ORDER	GAS SPRING	FLANGE	CHARGING ADAPTER
DEU	BESTELLUNG	GASDRUCKFEDER	FLANSCH	LADEADAPTER
FRA	COMMANDE	RESSORT À GAZ	BRIDE	RACCORD DE CHARGE
ITA	ORDINE	CILINDRO AD AZOTO	FLANGE	ADATTATORE DI CARICO
ESP	PEDIDO	RESORTE DE GAS	BRIDA	ADAPTADOR DE CARGA
POR	PEDIDO	CILINDRO DE GÁS	FLANGE	ADAPTADOR DE CARGA

CW 4200 V1 MOUNTS

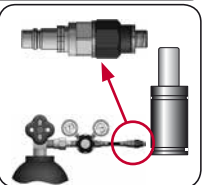
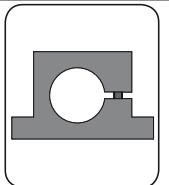




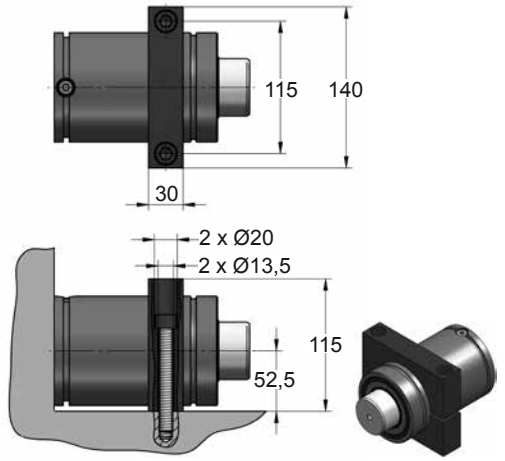
Compact Height

D02-095

2 x Ø13,5



D67-095

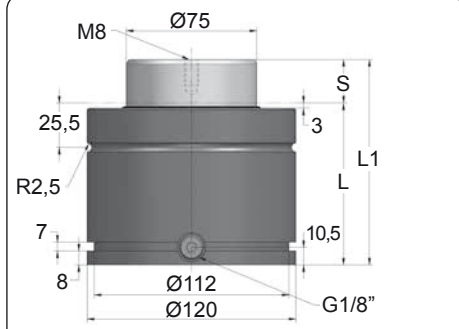


CODE	CW 4200 050 V1	KIT S-XXXXXXX KIT C-XXXXXXX	D02-095	18 CG 1-Q
ENG	ORDER	GAS SPRING	FLANGE	CHARGING ADAPTER
DEU	BESTELLUNG	GASDRUCKFEDER	FLANSCHEN	LADEADAPTER
FRA	COMMANDE	RESSORT À GAZ	BRIDE	RACCORD DE CHARGE
ITA	ORDINE	CILINDRO AD AZOTO	FLANGE	ADATTATORE DI CARICO
ESP	PEDIDO	RESORTE DE GAS	BRIDA	ADAPTADOR DE CARGA
POR	PEDIDO	CILINDRO DE GÁS	FLANGE	ADAPTADOR DE CARGA

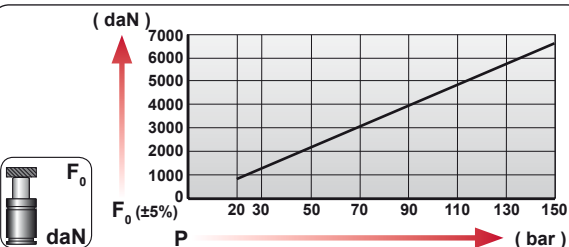
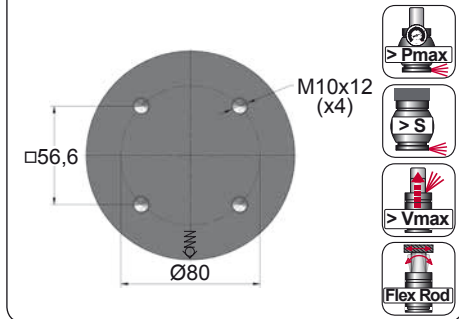
CW 6600

Compact Height

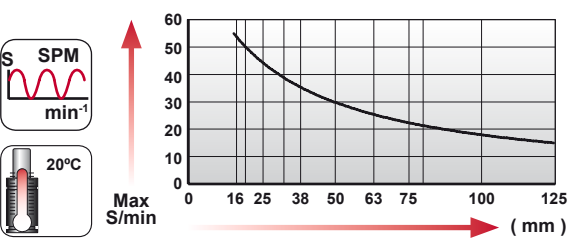
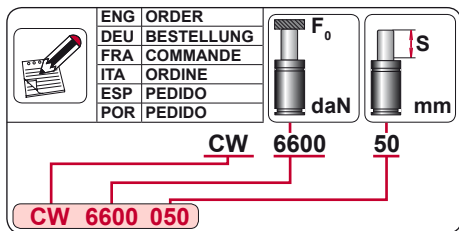
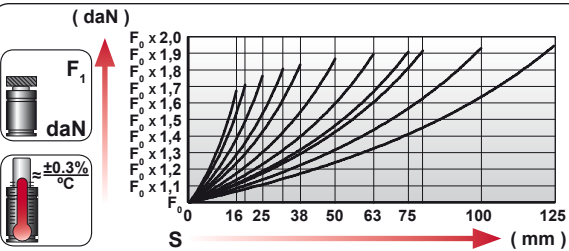
BMW B2 4005	FORD W-DX35-6204	
MB B8 3180 220 000 004		
VW 39D 997		



ORDER	S (mm)	L1 ±0,25 (mm)	L (mm)	Kg.
CW 6600 016	16	100	84	5.55
CW 6600 019	19	106	87	5.69
CW 6600 025	25	118	93	5.97
CW 6600 032	32	132	100	6.29
CW 6600 038	38	144	106	6.57
CW 6600 050	50	168	118	7.13
CW 6600 063	63	194	131	7.73
CW 6600 075	75	218	143	8.29
CW 6600 080	80	228	148	8.52
CW 6600 100	100	268	168	9.45
CW 6600 125	125	318	193	10.61



CODE	Pressure (bar)	Pressure (psi)	Force (F ₀) (daN)	Force (F ₁) (daN)
CW 6600 050	150	2175	6630	12380
CW-H 6600 050	0	0	---	---



N₂

S_{max} < 90%

V_{max} 1,6 m/s

P_{min} (20°C)
P_{max} (20°C)

T_{min}
T_{max}

600 CP-

N ₂	S _{max} < 90%	V _{max} 1,6 m/s	bar psi	bar psi	°C °F	°C °F	600 CP-
			20 290	150 2175	0 32	80 176	

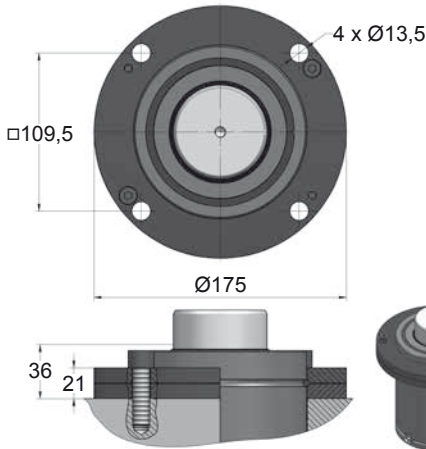


CW 6600 MOUNTS

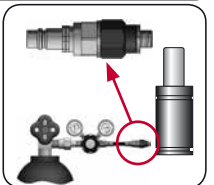
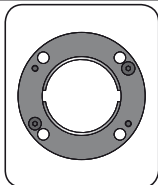
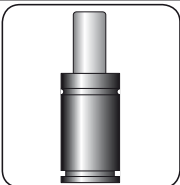
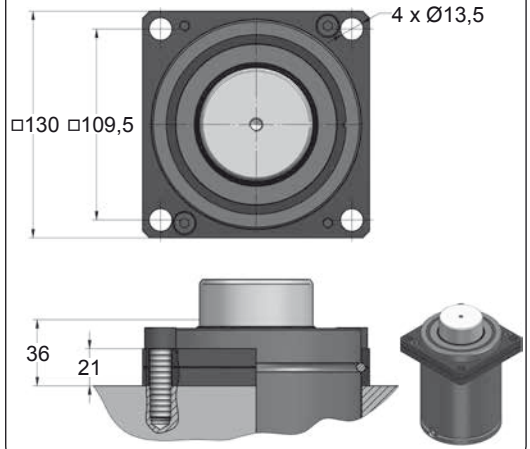
Compact Height

	50		50	50	50		50	
	Ø120		Ø120	Ø120	Ø120		Ø120	
	L1=168 L1=172		L1=190	L1=202 L1=215 L1=240	L1=240		L1=260	
MODEL	X	CW 6600 KZ 6600	X	FD 5000	GN 5000 CM 6500 CD 6600	AG 5000	X	CS 11800
SERIES	MINI	COMPACT HEIGHT	THREADED	LOW PROFILE	HEAVY DUTY	ISO	HEAVY LOAD	POWER COMPACT STROKE

A14-120



A34-120



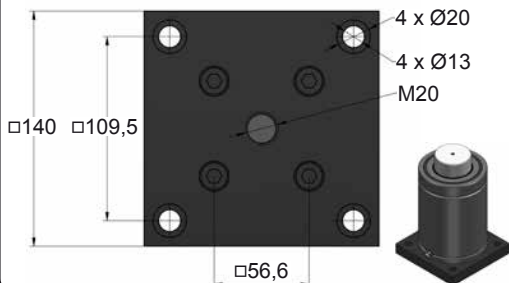
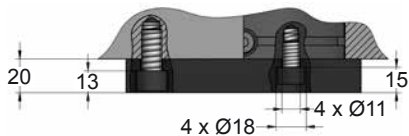
CODE	CW 6600 050	KIT S-XXXXXXX KIT C-XXXXXXX	A14-120	18 CG 1-Q
ENG ORDER	GAS SPRING	REPAIR KIT	FLANGE	CHARGING ADAPTER
DEU BESTELLUNG	GASDRUCKFEDER	ERSATZTEILSATZ	FLANSCHEN	LADEADAPTER
FRA COMMANDE	RESSORT À GAZ	KIT DE RÉPARATION	BRIDE	RACCORD DE CHARGE
ITA ORDINE	CILINDRO AD AZOTO	KIT DI MANUTENZIONE	FLANGE	ADATTATORE DI CARICO
ESP PEDIDO	RESORTE DE GAS	KIT DE REPARACION	BRIDA	ADAPTADOR DE CARGA
POR PEDIDO	CILINDRO DE GÁS	KIT DE MANUTENÇÃO	FLANGE	ADAPTADOR DE CARGA

CW 6600 MOUNTS

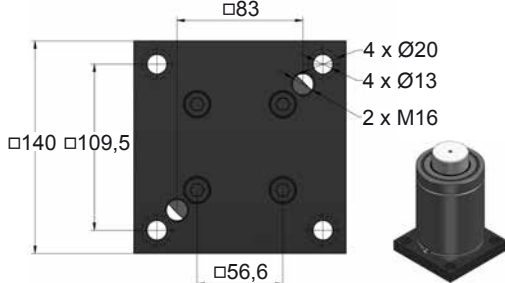
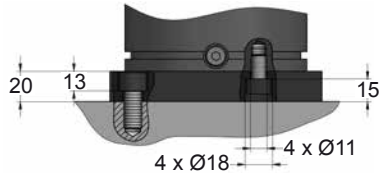
Compact Height

AZOL
GAS

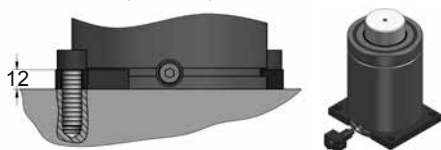
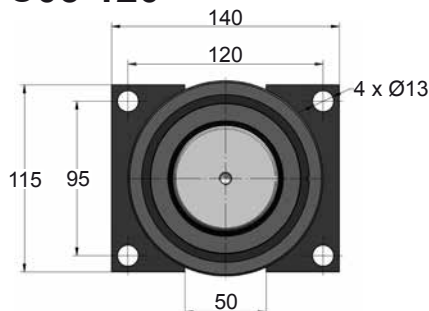
B36-120



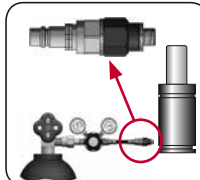
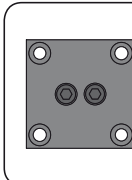
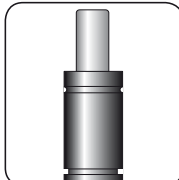
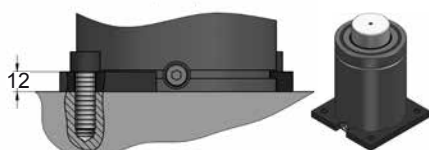
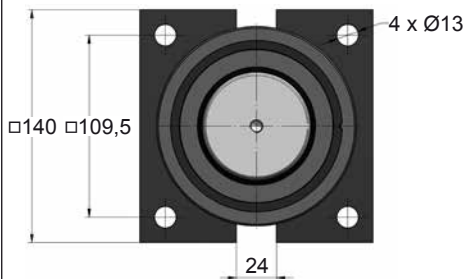
B41-120



C05-120



C20-120



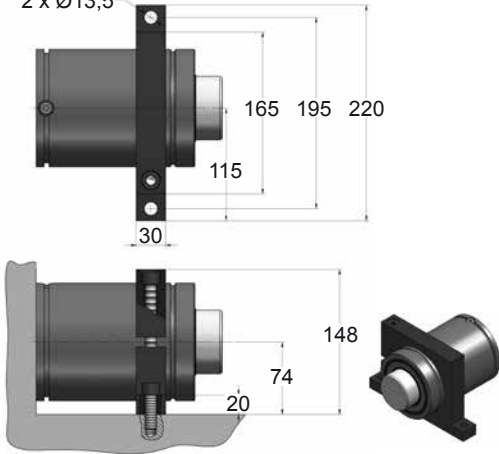
CODE	CW 6600 050	KIT S-XXXXXXX KIT C-XXXXXXX	B36-120	18 CG 1-Q
ENG ORDER	GAS SPRING	REPAIR KIT	FLANGE	CHARGING ADAPTER
DEU BESTELLUNG	GASDRUCKFEDER	ERSATZTEILSATZ	FLANSCHEN	LADEADAPTER
FRA COMMANDE	RESSORT À GAZ	KIT DE RÉPARATION	BRIDE	RACCORD DE CHARGE
ITA ORDINE	CILINDRO AD AZOTO	KIT DI MANUTENZIONE	FLANGE	ADATTATORE DI CARICO
ESP PEDIDO	RESORTE DE GAS	KIT DE REPARACION	BRIDA	ADAPTADOR DE CARGA
POR PEDIDO	CILINDRO DE GÁS	KIT DE MANUTENÇÃO	FLANGE	ADAPTADOR DE CARGA

CW 6600 MOUNTS

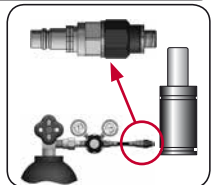
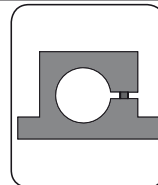
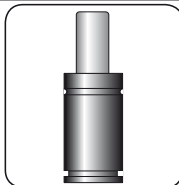


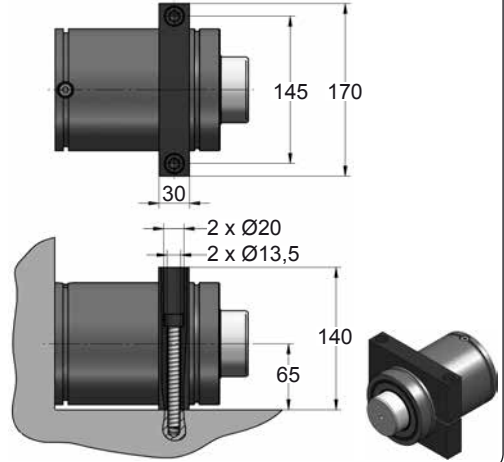
Compact Height

D02-120

2 x Ø13,5



D67-120

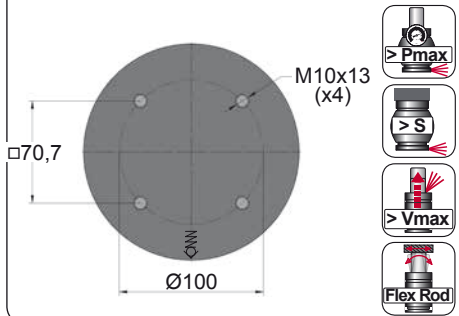
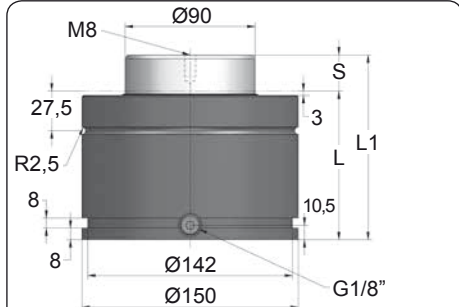


CODE	CW 6600 050	KIT S-XXXXXXX KIT C-XXXXXXX	D02-120	18 CG 1-Q
ENG	ORDER	GAS SPRING	FLANGE	CHARGING ADAPTER
DEU	BESTELLUNG	GASDRUCKFEDER	FLANSCHEN	LADEADAPTER
FRA	COMMANDE	RESSORT À GAZ	BRIDE	RACCORD DE CHARGE
ITA	ORDINE	CILINDRO AD AZOTO	FLANGE	ADATTATORE DI CARICO
ESP	PEDIDO	RESORTE DE GAS	BRIDA	ADAPTADOR DE CARGA
POR	PEDIDO	CILINDRO DE GÁS	FLANGE	ADAPTADOR DE CARGA

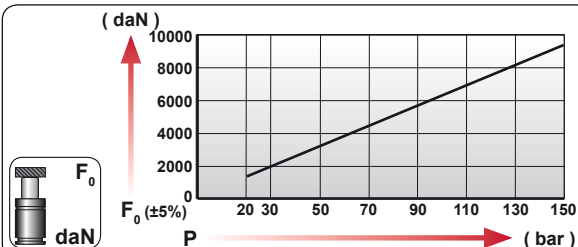
CW 9500

Compact Height

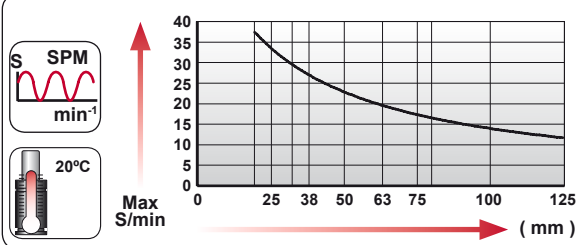
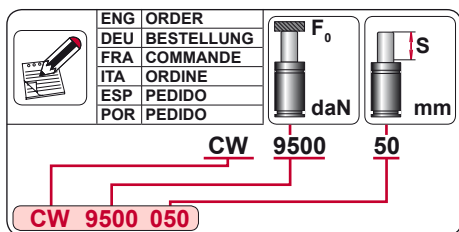
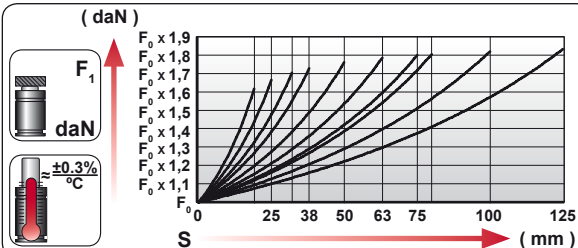
BMW B2 4005	FORD W-DX35-6204	
MB B8 3180 220 000 004		
VW 39D 997		



ORDER	S (mm)	L1 ±0,25 (mm)	L (mm)	Kg.
CW 9500 019	19	116	97	9.74
CW 9500 025	25	128	103	10.14
CW 9500 032	32	142	110	10.60
CW 9500 038	38	154	116	11.00
CW 9500 050	50	178	128	11.79
CW 9500 063	63	204	141	12.66
CW 9500 075	75	228	153	13.45
CW 9500 080	80	238	158	13.78
CW 9500 100	100	278	178	15.11
CW 9500 125	125	328	203	16.77



CODE	Image	Pressure		Force	
		bar	psi	daN	daN
CW 9500 050		150	2175	9540	16800
CW-H 9500 050		0	0	---	---



--	--	--	--	--	--	--	--

N ₂	Smax < 90%	Vmax 1,6 m/s	bar psi	bar psi	°C °F	°C °F	600 CP-
			20 290	150 2175	0 32	80 176	

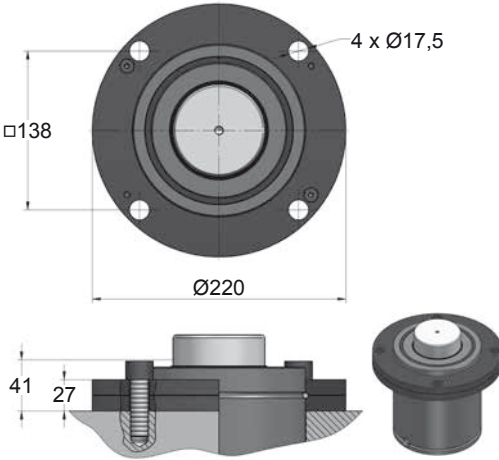


CW 9500 MOUNTS

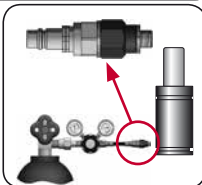
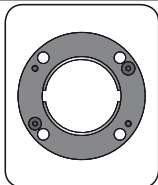
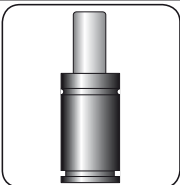
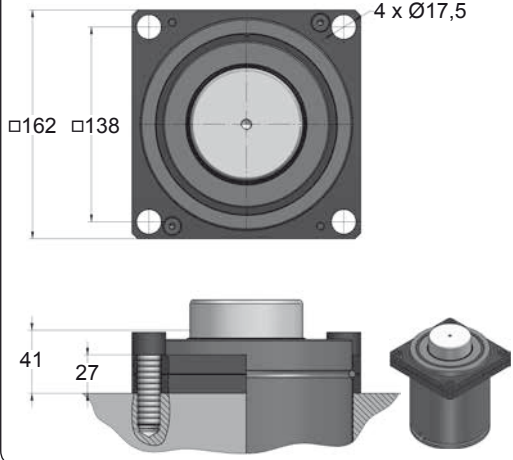
Compact Height

	Ø150	Ø150	Ø150	Ø150	Ø150	Ø150	Ø150	
	L1=178 L1=178	L1=205 L1=236 L1=255	L1=255	L1=270				
MODEL	×	CW 9500 CW 11800	×	×	GN 7500 CM 10000 CD 9600	AG 7500	×	CS 18300
SERIES	MINI 	COMPACT HEIGHT 	THREADED 	LOW PROFILE 	HEAVY DUTY 	ISO 	HEAVY LOAD 	POWER COMPACT STROKE

A14-150



A34-150



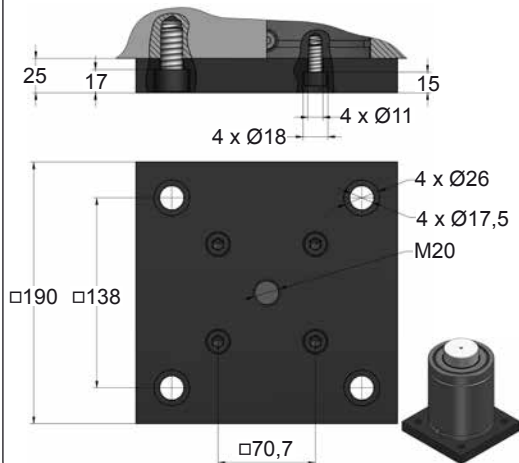
CODE	CW 9500 050	KIT S-XXXXXXX KIT C-XXXXXXX	A14-150	18 CG 1-Q
ENG ORDER	GAS SPRING	REPAIR KIT	FLANGE	CHARGING ADAPTER
DEU BESTELLUNG	GASDRUCKFEDER	ERSATZTEILSATZ	FLANSCHEN	LADEADAPTER
FRA COMMANDE	RESSORT À GAZ	KIT DE RÉPARATION	BRIDE	RACCORD DE CHARGE
ITA ORDINE	CILINDRO AD AZOTO	KIT DI MANUTENZIONE	FLANGE	ADATTATORE DI CARICO
ESP PEDIDO	RESORTE DE GAS	KIT DE REPARACION	BRIDA	ADAPTADOR DE CARGA
POR PEDIDO	CILINDRO DE GAS	KIT DE MANUTENÇÃO	FLANGE	ADAPTADOR DE CARGA

CW 9500 MOUNTS

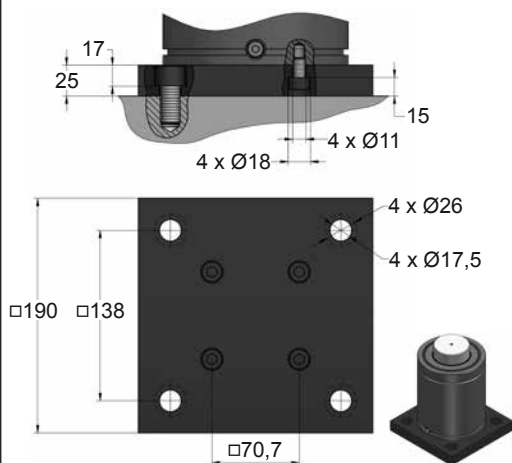
Compact Height

**AZOL
GAS**

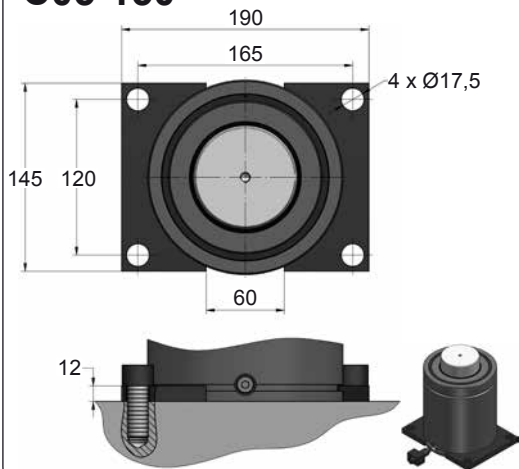
B36-150



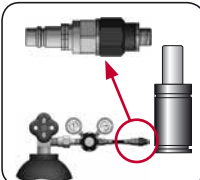
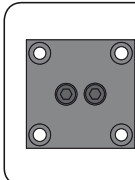
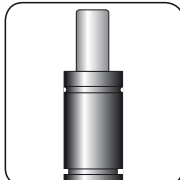
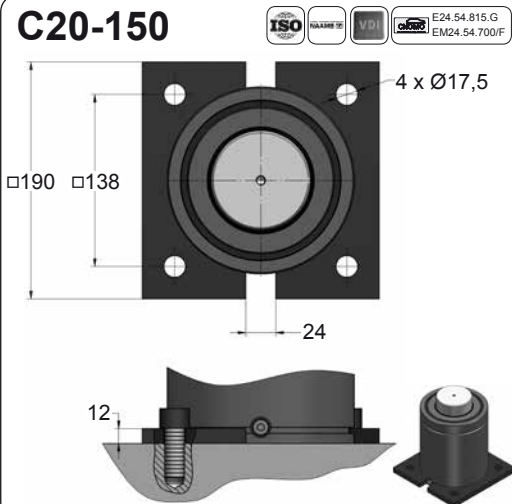
B41-150



C05-150



C20-150



CODE	CW 9500 050	KIT S-XXXXXXX KIT C-XXXXXXX	B36-150	18 CG 1-Q
ENG	ORDER	GAS SPRING	FLANGE	CHARGING ADAPTER
DEU	BESTELLUNG	GASDRUCKFEDER	FLANSCH	LADEADAPTER
FRA	COMMANDE	RESSORT À GAZ	BRIDE	RACCORD DE CHARGE
ITA	ORDINE	CILINDRO AD AZOTO	FLANGE	ADATTATORE DI CARICO
ESP	PEDIDO	RESORTE DE GAS	BRIDA	ADAPTADOR DE CARGA
POR	PEDIDO	CILINDRO DE GÁS	FLANGE	ADAPTADOR DE CARGA



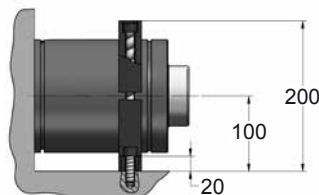
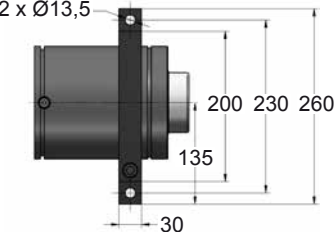
CW 9500 MOUNTS

Compact Height

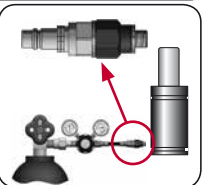
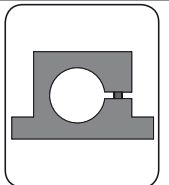




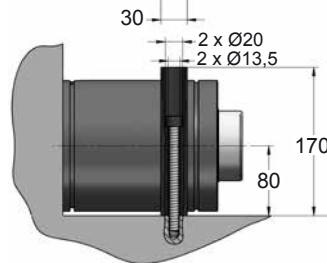
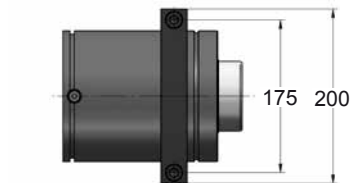


D02-150

2 x Ø13,5



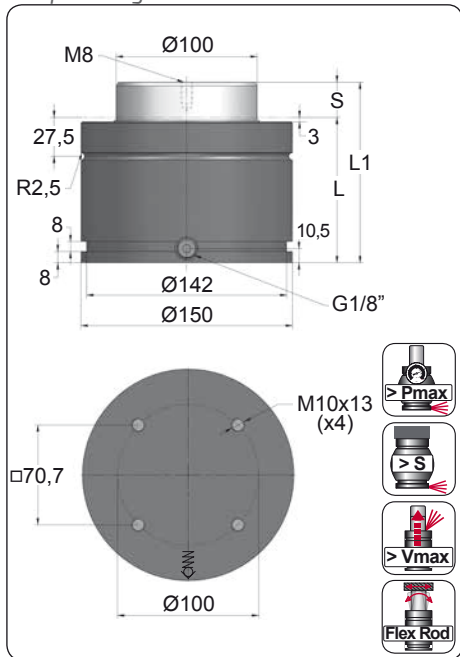
D67-150



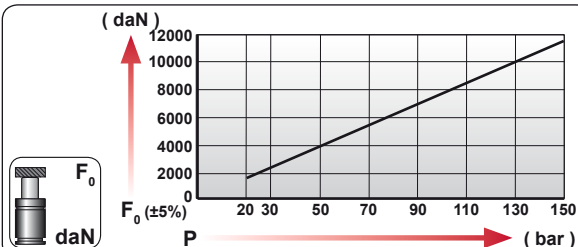
CODE	CW 9500 050	KIT S-XXXXXXX KIT C-XXXXXXX	D02-150	18 CG 1-Q
ENG ORDER	GAS SPRING	REPAIR KIT	FLANGE	CHARGING ADAPTER
DEU BESTELLUNG	GASDRUCKFEDER	ERSATZTEILSATZ	FLANSCHEN	LADEADAPTER
FRA COMMANDE	RESSORT À GAZ	KIT DE RÉPARATION	BRIDE	RACCORD DE CHARGE
ITA ORDINE	CILINDRO AD AZOTO	KIT DI MANUTENZIONE	FLANGE	ADATTATORE DI CARICO
ESP PEDIDO	RESORTE DE GAS	KIT DE REPARACION	BRIDA	ADAPTADOR DE CARGA
POR PEDIDO	CILINDRO DE GÁS	KIT DE MANUTENÇÃO	FLANGE	ADAPTADOR DE CARGA

CW 11800

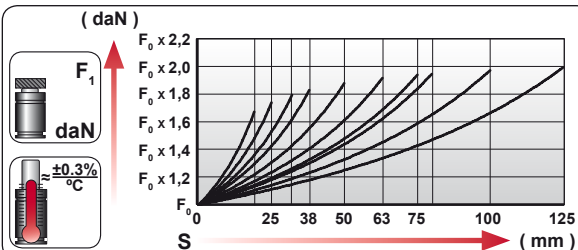
Compact Height



ORDER	S (mm)	L1 ±0,25 (mm)	L (mm)	Kg.
CW 11800 019	19	116	97	9.61
CW 11800 025	25	128	103	10.03
CW 11800 032	32	142	110	10.51
CW 11800 038	38	154	116	10.93
CW 11800 050	50	178	128	11.76
CW 11800 063	63	204	141	12.66
CW 11800 075	75	228	153	13.49
CW 11800 080	80	238	158	13.84
CW 11800 100	100	278	178	15.23
CW 11800 125	125	328	203	16.96



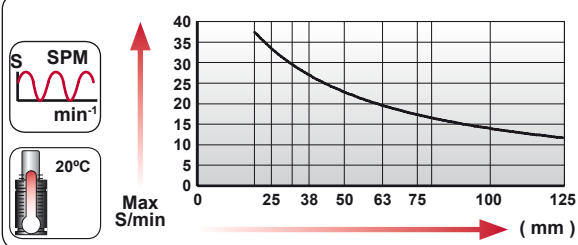
CODE	Pressure (bar)	Pressure (psi)	Force F_0 (daN)	Force F_1 (daN)
CW 11800 050	150	2175	11780	22125
CW-H 11800 050	0	0	---	---



ENG ORDER
 DEU BESTELLUNG
 FRA COMMANDE
 ITA ORDINE
 ESP PEDIDO
 POR PEDIDO

F_0 daN
 S mm

CW 11800 50
CW 11800 050



N_2

$S_{max} < 100\%$

$V_{max} 1,6 \text{ m/s}$

Pmin (20°C) Pmax (20°C)

Tmin Tmax

600 CP-

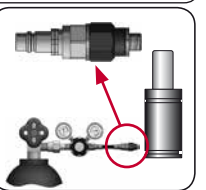
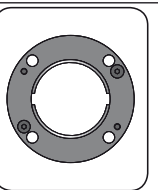

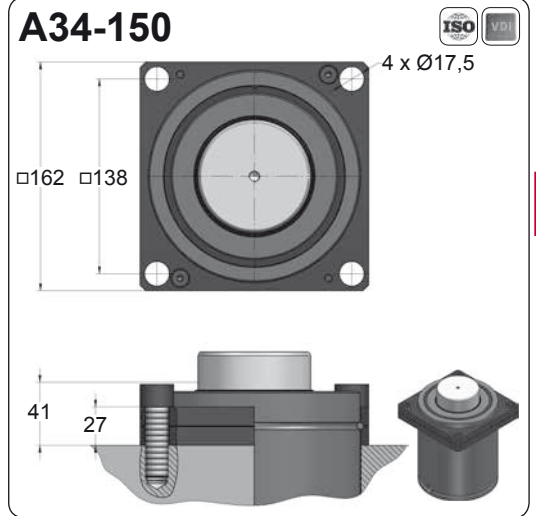
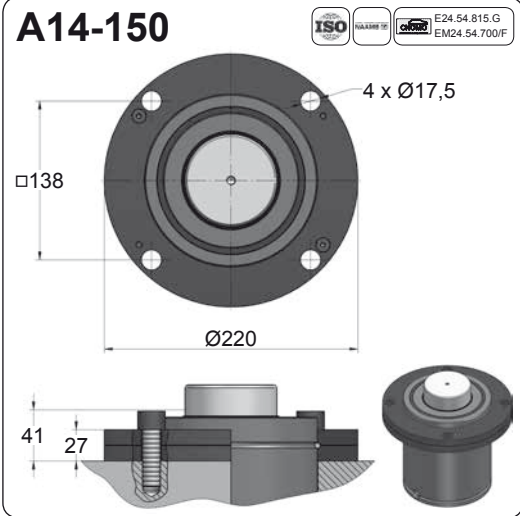
N_2	$S_{max} < 90\%$	$V_{max} 1,6 \text{ m/s}$	bar psi	bar psi	°C °F	°C °F	600 CP-
			20 290	150 2175	0 32	80 176	



CW 11800 MOUNTS

Compact Height

MODEL	×	CW 9500 CW 11800	×	×	GN 7500 CM 10000 CD 9600	AG 7500	×	CS 18300
SERIES	MINI	COMPACT HEIGHT	THREADED	LOW PROFILE	HEAVY DUTY	ISO	HEAVY LOAD	POWER COMPACT STROKE



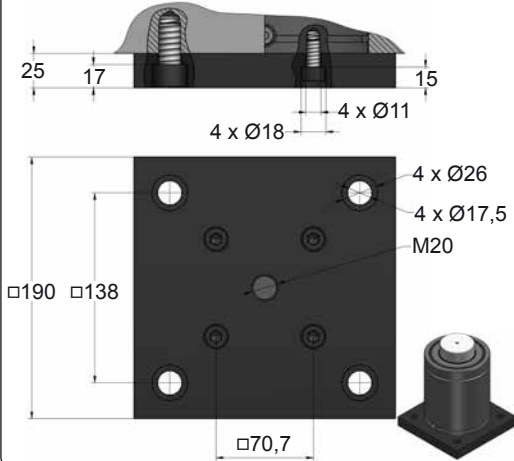
CODE	CW 11800 050	KIT S-XXXXXXX KIT C-XXXXXXX	A14-150	18 CG 1-Q
ENG ORDER	GAS SPRING	REPAIR KIT	FLANGE	CHARGING ADAPTER
DEU BESTELLUNG	GASDRUCKFEDER	ERSATZTEILSATZ	FLANSCHEN	LADEADAPTER
FRA COMMANDE	RESSORT À GAZ	KIT DE RÉPARATION	BRIDE	RACCORD DE CHARGE
ITA ORDINE	CILINDRO AD AZOTO	KIT DI MANUTENZIONE	FLANGE	ADATTATORE DI CARICO
ESP PEDIDO	RESORTE DE GAS	KIT DE REPARACION	BRIDA	ADAPTADOR DE CARGA
POR PEDIDO	CILINDRO DE GAS	KIT DE MANUTENÇÃO	FLANGE	ADAPTADOR DE CARGA

CW 11800 MOUNTS

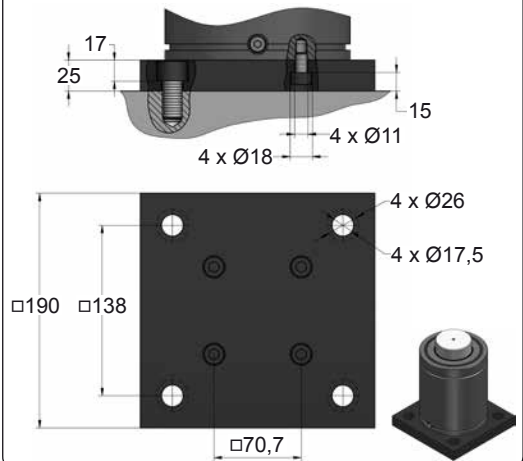
Compact Height



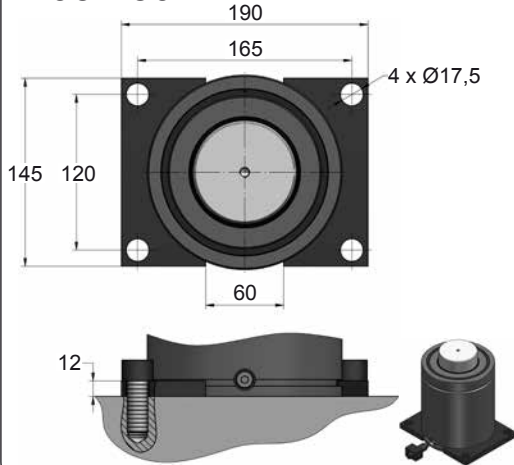
B36-150



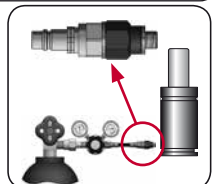
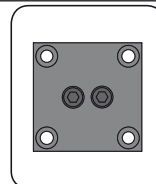
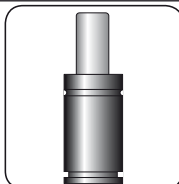
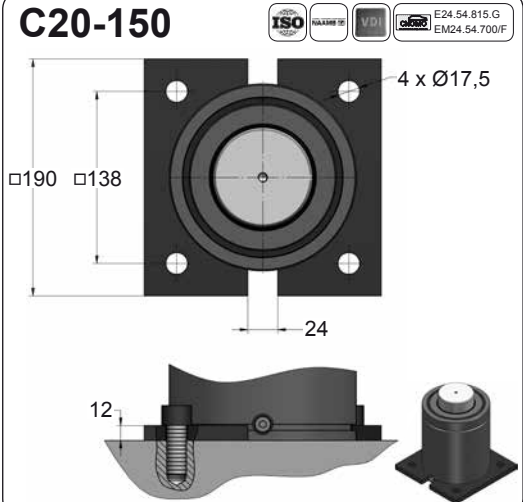
B41-150



C05-150



C20-150



CODE	CW 11800 050	KIT S-XXXXXXX KIT C-XXXXXXX	B36-150	18 CG 1-Q	
ENG	ORDER	GAS SPRING	REPAIR KIT	FLANGE	CHARGING ADAPTER
DEU	BESTELLUNG	GASDRUCKFEDER	ERSATZTEILSATZ	FLANSCHEN	LADEADAPTER
FRA	COMMANDE	RESSORT À GAZ	KIT DE RÉPARATION	BRIDE	RACCORD DE CHARGE
ITA	ORDINE	CILINDRO AD AZOTO	KIT DI MANUTENZIONE	FLANGE	ADATTATORE DI CARICO
ESP	PEDIDO	RESORTE DE GAS	KIT DE REPARACION	BRIDA	ADAPTADOR DE CARGA
POR	PEDIDO	CILINDRO DE GÁS	KIT DE MANUTENÇÃO	FLANGE	ADAPTADOR DE CARGA



CW 11800 MOUNTS

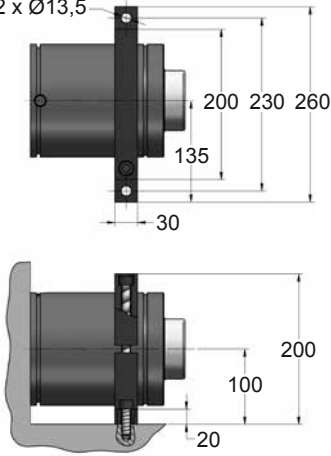
Compact Height

D02-150

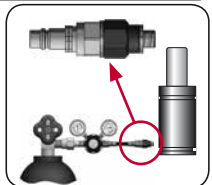
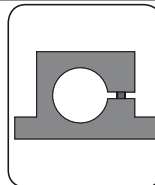
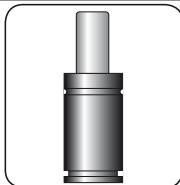


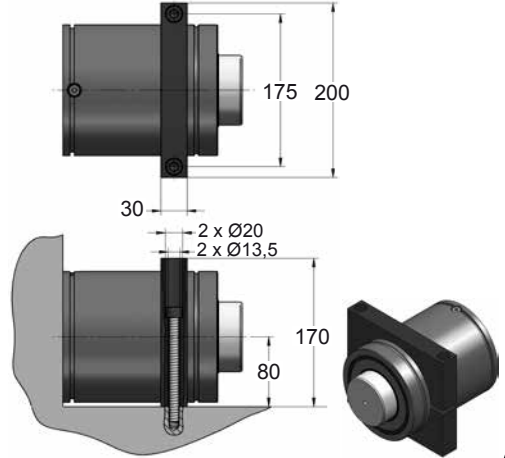
2 x Ø13,5



E24.54.815.G



D67-150

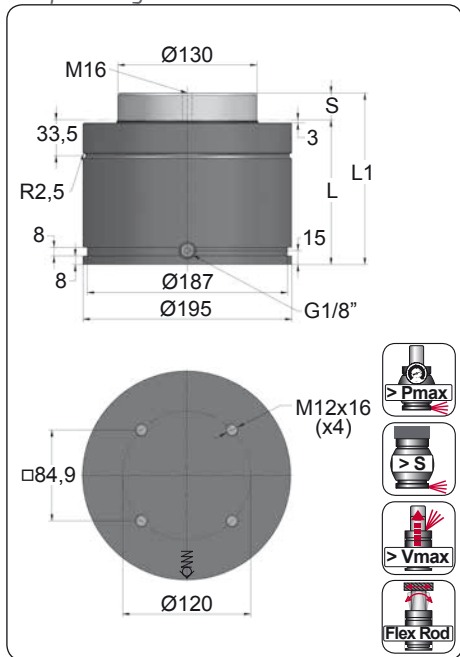


CODE	CW 11800 050	KIT S-XXXXXXX KIT C-XXXXXXX	D02-150	18 CG 1-Q
ENG ORDER	GAS SPRING	REPAIR KIT	FLANGE	CHARGING ADAPTER
DEU BESTELLUNG	GASDRUCKFEDER	ERSATZTEILSATZ	FLANSCHEN	LADEADAPTER
FRA COMMANDE	RESSORT À GAZ	KIT DE RÉPARATION	BRIDE	RACCORD DE CHARGE
ITA ORDINE	CILINDRO AD AZOTO	KIT DI MANUTENZIONE	FLANGE	ADATTATORE DI CARICO
ESP PEDIDO	RESORTE DE GAS	KIT DE REPARACION	BRIDA	ADAPTADOR DE CARGA
POR PEDIDO	CILINDRO DE GÁS	KIT DE MANUTENÇÃO	FLANGE	ADAPTADOR DE CARGA

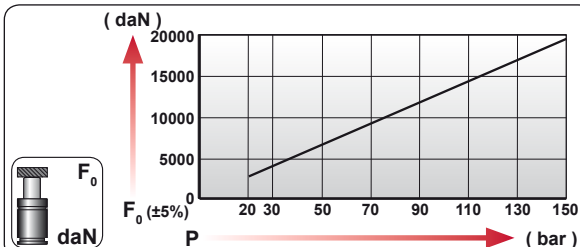
CW 20000

Compact Height

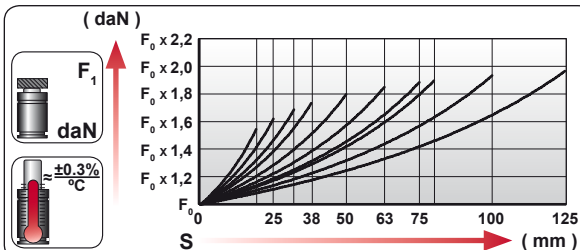




ORDER	S (mm)	L1 ±0,25 (mm)	L (mm)	Kg.
CW 20000 019	19	148	129	22.33
CW 20000 025	25	160	135	23.04
CW 20000 032	32	174	142	23.88
CW 20000 038	38	186	148	24.59
CW 20000 050	50	210	160	26.02
CW 20000 063	63	236	173	27.57
CW 20000 075	75	260	185	29.00
CW 20000 080	80	270	190	29.60
CW 20000 100	100	310	210	31.98
CW 20000 125	125	360	235	34.96



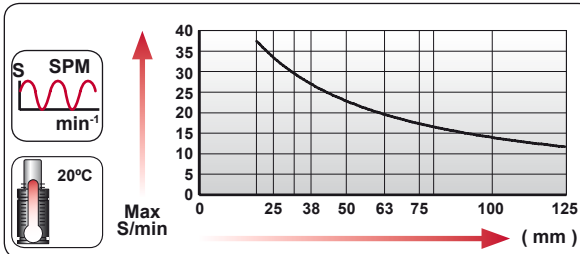
CODE				
	bar	psi	daN	daN
CW 20000 050	150	2175	19910	35790
CW-H 20000 050	0	0	---	---



	ENG ORDER DEU BESTELLUNG FRA COMMANDE ITA ORDINE ESP PEDIDO POR PEDIDO		
		daN	mm

CW 20000 50

CW 20000 050



N ₂	Smax < 90%	Vmax 1,6 m/s	Pmin (20°C)	Pmax (20°C)	Tmin	Tmax	600 CP-

N ₂	Smax < 90%	Vmax 1,6 m/s	bar psi	bar psi	°C °F	°C °F	600 CP-
			20 290	150 2175	0 32	80 176	



CW 20000 MOUNTS

Compact Height

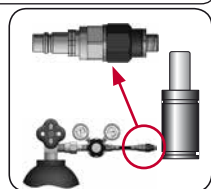
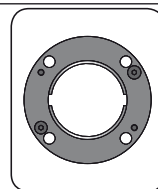
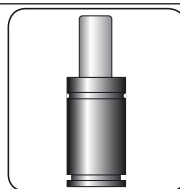
	50			50	50			
	Ø195			Ø195	Ø195			
	L1=210			L1=260	L1=260			
MODEL	×	CW 20000	×	×	CD 18500	AG 10000	×	×
SERIES	MINI	COMPACT HEIGHT	THREADED	LOW PROFILE	HEAVY DUTY	ISO	HEAVY LOAD	POWER COMPACT STROKE

A14-195

ISO EM24.54.700IF

A34-195

ISO VDI



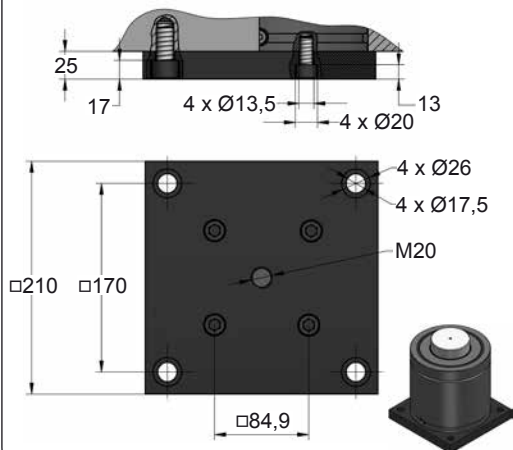
CODE	CW 20000 050	KIT S-XXXXXXX KIT C-XXXXXXX	A14-195	18 CG 1-Q
ENG ORDER	GAS SPRING	REPAIR KIT	FLANGE	CHARGING ADAPTER
DEU BESTELLUNG	GASDRUCKFEDER	ERSATZTEILSATZ	FLANSCHEN	LADEADAPTER
FRA COMMANDE	RESSORT À GAZ	KIT DE RÉPARATION	BRIDE	RACCORD DE CHARGE
ITA ORDINE	CILINDRO AD AZOTO	KIT DI MANUTENZIONE	FLANGE	ADATTATORE DI CARICO
ESP PEDIDO	RESORTE DE GAS	KIT DE REPARACION	BRIDA	ADAPTADOR DE CARGA
POR PEDIDO	CILINDRO DE GÁS	KIT DE MANUTENÇÃO	FLANGE	ADAPTADOR DE CARGA

CW 20000 MOUNTS

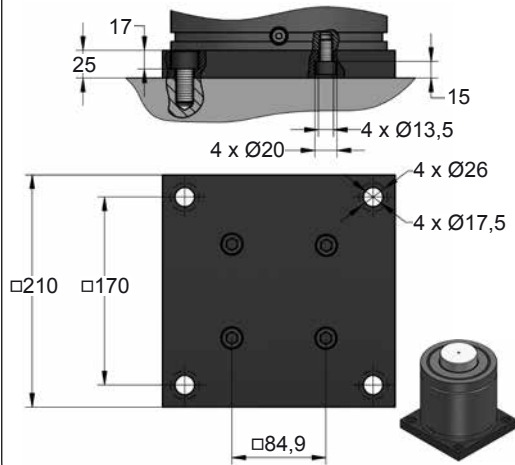
Compact Height

**AZOL
GAS**

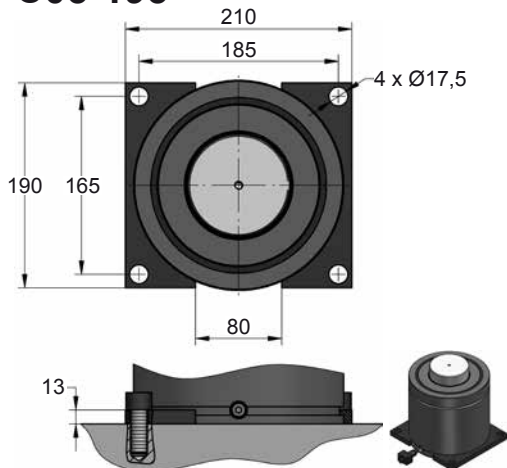
B36-195



B41-195



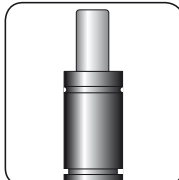
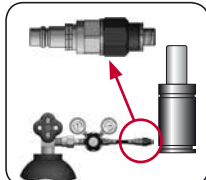
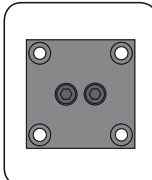
C05-195



C20-195



EM24.54.700/F

**SEAL****KIT S-XXXXXXX****CARTRIDGE****KIT C-XXXXXXX**

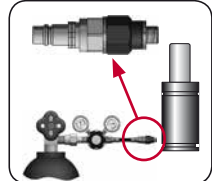
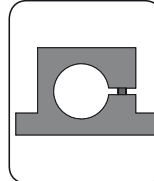
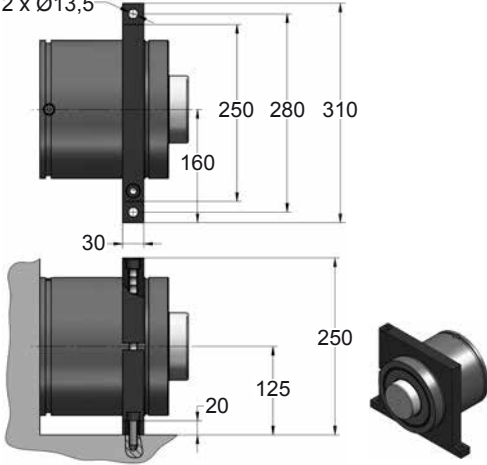
CODE	CW 20000 050	KIT S-XXXXXXX KIT C-XXXXXXX	B36-195	18 CG 1-Q	
ENG	ORDER	GAS SPRING	REPAIR KIT	FLANGE	CHARGING ADAPTER
DEU	BESTELLUNG	GASDRUCKFEDER	ERSATZTEILSATZ	FLANSCH	LADEADAPTER
FRA	COMMANDE	RESSORT À GAZ	KIT DE RÉPARATION	BRIDE	RACCORD DE CHARGE
ITA	ORDINE	CILINDRO AD AZOTO	KIT DI MANUTENZIONE	FLANGE	ADATTATORE DI CARICO
ESP	PEDIDO	RESORTE DE GAS	KIT DE REPARACION	BRIDA	ADAPTADOR DE CARGA
POR	PEDIDO	CILINDRO DE GÁS	KIT DE MANUTENÇÃO	FLANGE	ADAPTADOR DE CARGA

CW 2000 MOUNTS

Compact Height

D02-195

2 x Ø13,5



CODE	CW 2000 050	KIT S-XXXXXXX KIT C-XXXXXXX	D02-195	18 CG 1-Q
ENG ORDER	GAS SPRING	REPAIR KIT	FLANGE	CHARGING ADAPTER
DEU BESTELLUNG	GASDRUCKFEDER	ERSATZTEILSATZ	FLANSCHEN	LADEADAPTER
FRA COMMANDE	RESSORT À GAZ	KIT DE RÉPARATION	BRIDE	RACCORD DE CHARGE
ITA ORDINE	CILINDRO AD AZOTO	KIT DI MANUTENZIONE	FLANGE	ADATTATORE DI CARICO
ESP PEDIDO	RESORTE DE GAS	KIT DE REPARACION	BRIDA	ADAPTADOR DE CARGA
POR PEDIDO	CILINDRO DE GÁS	KIT DE MANUTENÇÃO	FLANGE	ADAPTADOR DE CARGA



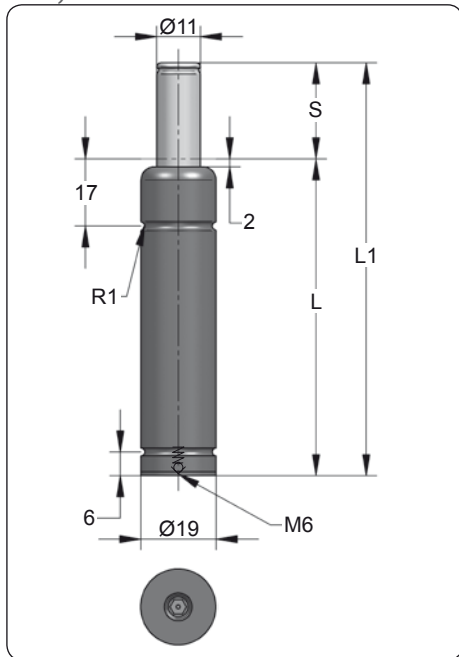
CP HEAVY LOAD LARGE

MODEL	F_0	\emptyset	S	L1	Pmax	Charge Port		
CP 150 V1	150	Ø19	10 - 80	75 - 220	160	M6	✗	✗
CP 300 V1	300	Ø25	10 - 80	75 - 220	170	M6	✗	✓
CP 500 V1	500	Ø32	10 - 80	75 - 225	200	M6	✗	✓
CP 1000 V1	1000	Ø38	10 - 80	75 - 240	205	M6	✗	✓
CP 2000 V1	2000	Ø50	10 - 80	80 - 245	210	M6	✗	✓
CP 3000 V1	3000	Ø63	10 - 80	95 - 255	190	M6	✗	✓
CP 5000 V1	5000	Ø75	10 - 80	100 - 275	200	G1/8"	✗	✓
CP 8000 V1	8000	Ø95	10 - 80	110 - 290	180	G1/8"	✗	✓

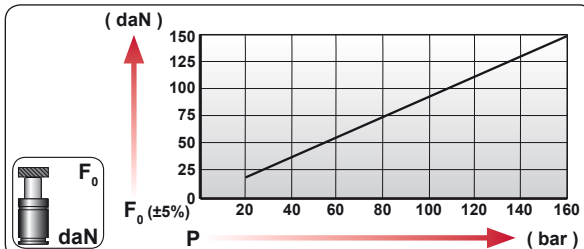
	50	50	50	50	50	50	50	50
	L1=138 L1=152	L1=138	L1=138 L1=150 L1=150	L1=170 L1=185 L1=195	L1=195	L1=165 L1=175	L1=220	
	1000 1000	1000	1000 1000 750	750 1000 1000	750	1700 2000	1800	
MODEL	✗	CW 1000 KZ 1000	AS 1000	CT 1000 CK 1000 FD 750	GN 750 CM 1000 CD 1000	AG 750	CPH 1700 CP 2000	CS 1800
SERIES	MINI 	COMPACT HEIGHT 	THREADED 	LOW PROFILE 	HEAVY DUTY 	ISO 	HEAVY LOAD 	POWER COMPACT STROKE

CP 150 V1

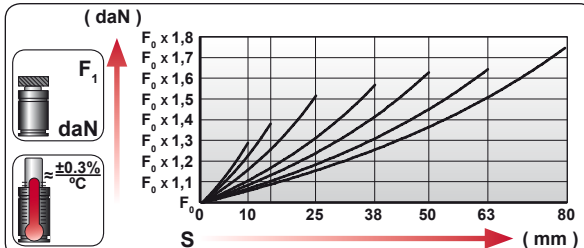
Heavy Load



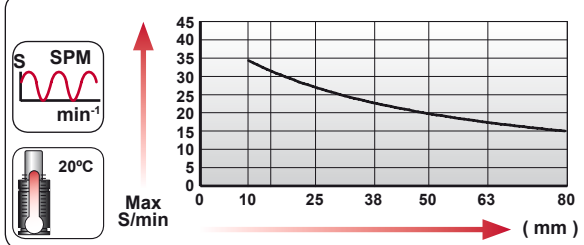
ORDER	S (mm)	L1 ±0,25 (mm)	L (mm)	Kg.
CP 150 010 V1	10	75	65	0.08
CP 150 015 V1	15	85	70	0.09
CP 150 025 V1	25	105	80	0.10
CP 150 038 V1	38	135	97	0.12
CP 150 050 V1	50	160	110	0.14
CP 150 063 V1	63	190	127	0.16
CP 150 080 V1	80	220	140	0.18



CODE				
	bar	psi	daN	daN
CP 150 050 V1	160	2320	150	245
-----	---	---	---	---



	ENG ORDER DEU BESTELLUNG FRA COMMANDE ITA ORDINE ESP PEDIDO POR PEDIDO		
		daN	mm
		CP 150	50
		CP 150 050 V1	



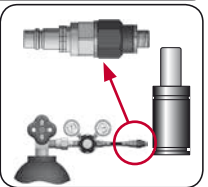
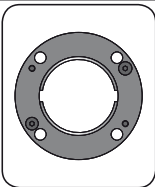
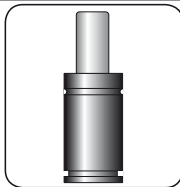


N ₂	S _{max} < 90%	V _{max} 0,5 m/s	P _{min} (20°C)	P _{max} (20°C)	T _{min}	T _{max}	

bar	psi	bar	psi	°C	°F	°C	°F	
20	290	160	2320	0	32	80	176	

CP 150 V1 MOUNTS

Heavy Load

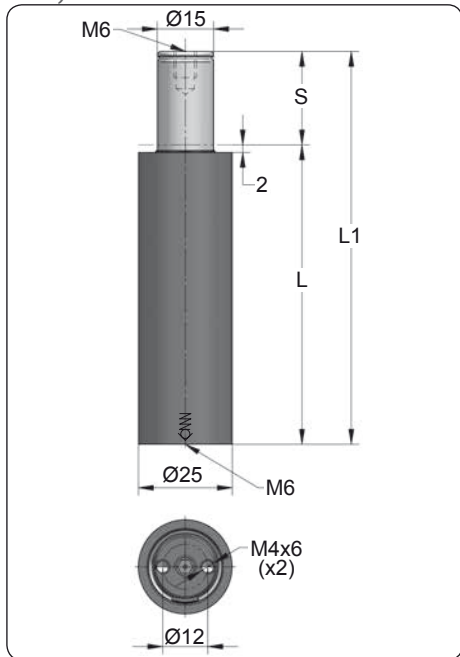
MODEL	AFJ	CW 170	×	×	×	×	CP 150	×
SERIES	MINI 	COMPACT HEIGHT 	THREADED 	LOW PROFILE 	HEAVY DUTY 	ISO 	HEAVY LOAD 	POWER COMPACT STROKE



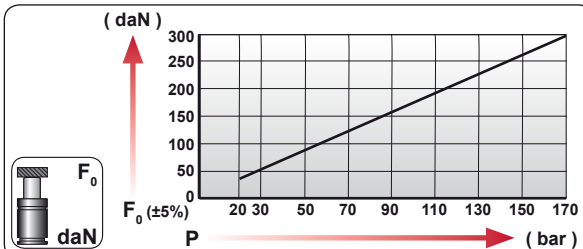
CODE	CP 150 050 V1	×	×	06 CG 2-Q
ENG ORDER	GAS SPRING	REPAIR KIT	FLANGE	CHARGING ADAPTER
DEU BESTELLUNG	GASDRUCKFEDER	ERSATZTEILSATZ	FLANSCHEN	LADEADAPTER
FRA COMMANDE	RESSORT À GAZ	KIT DE RÉPARATION	BRIDE	RACCORD DE CHARGE
ITA ORDINE	CILINDRO AD AZOTO	KIT DI MANUTENZIONE	FLANGE	ADATTATORE DI CARICO
ESP PEDIDO	RESORTE DE GAS	KIT DE REPARACION	BRIDA	ADAPTADOR DE CARGA
POR PEDIDO	CILINDRO DE GÁS	KIT DE MANUTENÇÃO	FLANGE	ADAPTADOR DE CARGA

CP 300 V1

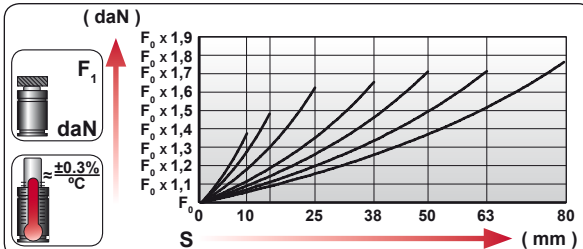
Heavy Load



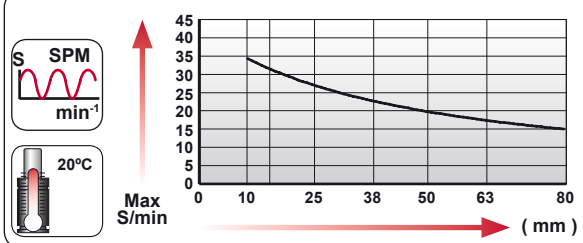
ORDER	S (mm)	L1 ±0,25 (mm)	L (mm)	Kg.
CP 300 010 V1	10	75	65	0.19
CP 300 015 V1	15	85	70	0.20
CP 300 025 V1	25	105	80	0.22
CP 300 038 V1	38	130	92	0.26
CP 300 050 V1	50	155	105	0.29
CP 300 063 V1	63	185	122	0.33
CP 300 080 V1	80	220	140	0.38



CODE					
		bar	psi		
CP 300 050 V1		170	2465	300	515
-----		---	---	---	---



	ENG ORDER DEU BESTELLUNG FRA COMMANDE ITA ORDINE ESP PEDIDO POR PEDIDO		
		daN	mm
		CP 300	50
		CP 300 050 V1	



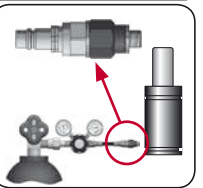
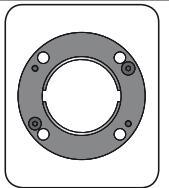



N ₂	S _{max} < 90%	V _{max} 0,5 m/s	P _{min} (20°C)	P _{max} (20°C)	T _{min}	T _{max}	

N ₂	S _{max} < 90%	V _{max} 0,5 m/s	bar psi	bar psi	°C °F	°C °F	°C °F	
			20 290	170 2465	0 32	80 176		

CP 300 V1 MOUNTS

Heavy Load

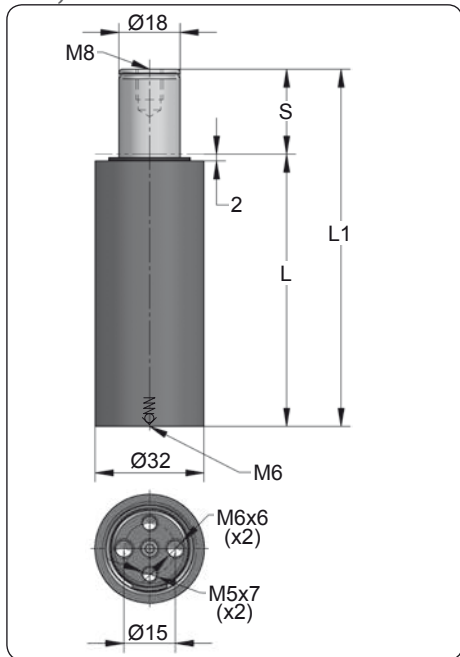
MODEL	AFC 200	CW 320	✗	CK 200 CT 200	CM 200	✗	CP 300	CS 420
SERIES	MINI 	COMPACT HEIGHT 	THREADED 	LOW PROFILE 	HEAVY DUTY 	ISO 	HEAVY LOAD 	POWER COMPACT STROKE



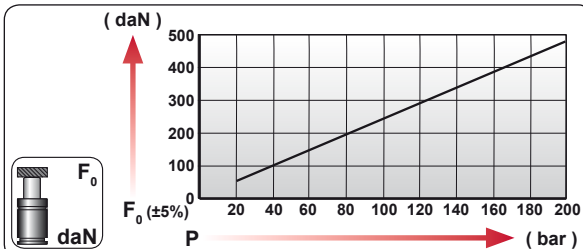
CODE	CP 300 050 V1	KIT S-XXXXXXX	✗	06 CG 2-Q
ENG ORDER	GAS SPRING	REPAIR KIT	FLANGE	CHARGING ADAPTER
DEU BESTELLUNG	GASDRUCKFEDER	ERSATZTEILSATZ	FLANSCHEN	LADEADAPTER
FRA COMMANDE	RESSORT À GAZ	KIT DE RÉPARATION	BRIDE	RACCORD DE CHARGE
ITA ORDINE	CILINDRO AD AZOTO	KIT DI MANUTENZIONE	FLANGE	ADATTATORE DI CARICO
ESP PEDIDO	RESORTE DE GAS	KIT DE REPARACION	BRIDA	ADAPTADOR DE CARGA
POR PEDIDO	CILINDRO DE GÁS	KIT DE MANUTENÇÃO	FLANGE	ADAPTADOR DE CARGA

CP 500 V1

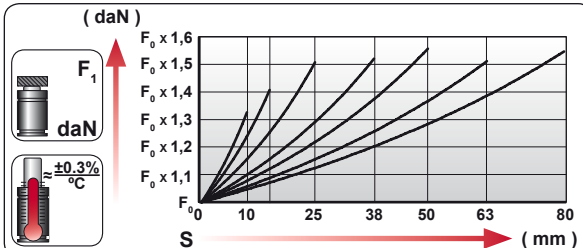
Heavy Load



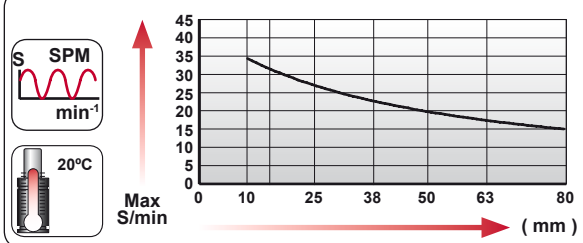
ORDER	S (mm)	L1 ±0,25 (mm)	L (mm)	Kg.
CP 500 010 V1	10	75	65	0.31
CP 500 015 V1	15	85	70	0.32
CP 500 025 V1	25	105	80	0.36
CP 500 038 V1	38	130	92	0.41
CP 500 050 V1	50	155	105	0.46
CP 500 063 V1	63	190	127	0.53
CP 500 080 V1	80	225	145	0.60



CODE				
		bar psi	daN	daN
CP 500 050 V1		190 2755	485	755
-----		-----	-----	-----



	ENG ORDER DEU BESTELLUNG FRA COMMANDE ITA ORDINE ESP PEDIDO POR PEDIDO		
		daN	mm
		CP 500	50
		CP 500 050 V1	



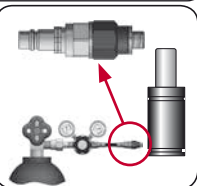
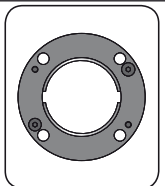
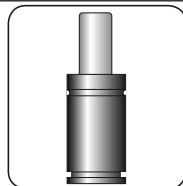


N ₂	S _{max} < 90%	V _{max} 0,5 m/s	P _{min} (20°C)	P _{max} (20°C)	T _{min}	T _{max}	

bar psi	bar psi	°C °F	°C °F	X
20 290	200 2900	0 32	80 176	

CP 500 V1 MOUNTS

Heavy Load

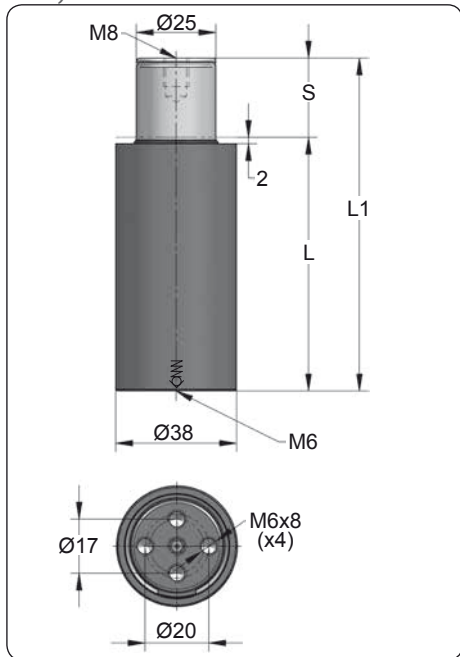
MODEL	AFT	CW 350 KZ 350	✗	CT 300 CK 300	CM 350 CD 300	APFA 150	CP 500	CS 770
SERIES	MINI	COMPACT HEIGHT	THREADED	LOW PROFILE	HEAVY DUTY	ISO	HEAVY LOAD	POWER COMPACT STROKE



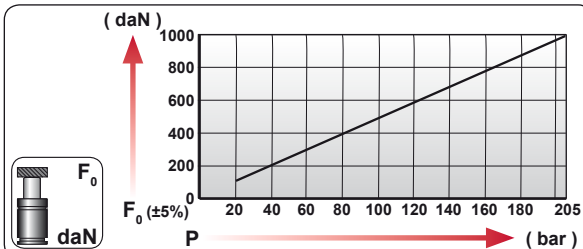
CODE	CP 500 050 V1	KIT S-XXXXXXX	✗	06 CG 2-Q
ENG ORDER	GAS SPRING	REPAIR KIT	FLANGE	CHARGING ADAPTER
DEU BESTELLUNG	GASDRUCKFEDER	ERSATZTEILSATZ	FLANSCHEN	LADEADAPTER
FRA COMMANDE	RESSORT À GAZ	KIT DE RÉPARATION	BRIDE	RACCORD DE CHARGE
ITA ORDINE	CILINDRO AD AZOTO	KIT DI MANUTENZIONE	FLANGE	ADATTATORE DI CARICO
ESP PEDIDO	RESORTE DE GAS	KIT DE REPARACION	BRIDA	ADAPTADOR DE CARGA
POR PEDIDO	CILINDRO DE GÁS	KIT DE MANUTENÇÃO	FLANGE	ADAPTADOR DE CARGA

CP 1000 V1

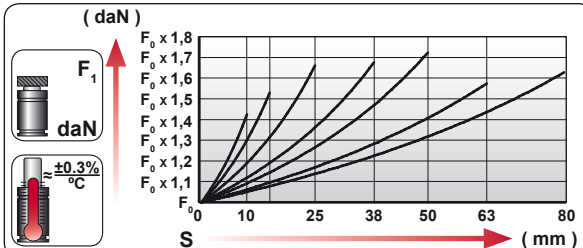
Heavy Load



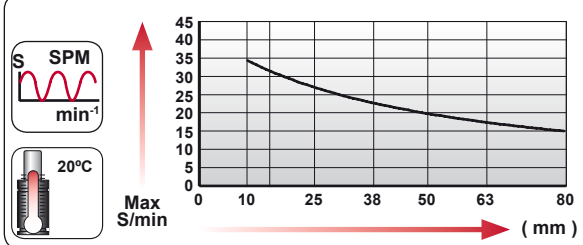
ORDER	S (mm)	L1 ±0,25 (mm)	L (mm)	Kg.
CP 1000 010 V1	10	75	65	0.43
CP 1000 015 V1	15	85	70	0.45
CP 1000 025 V1	25	105	80	0.51
CP 1000 038 V1	38	135	97	0.58
CP 1000 050 V1	50	160	110	0.65
CP 1000 063 V1	63	205	142	0.77
CP 1000 080 V1	80	240	160	0.86



CODE					
		bar	psi		
CP 1000 050 V1		195	2830	960	1655
-----		---	---	---	---



	ENG ORDER DEU BESTELLUNG FRA COMMANDE ITA ORDINE ESP PEDIDO POR PEDIDO		
		daN	mm
		CP 1000	50
		CP 1000 050 V1	



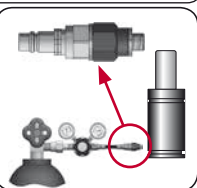
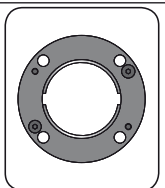
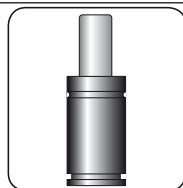



N ₂	S _{max} < 90%	V _{max} 0,5 m/s	P _{min} (20°C)	P _{max} (20°C)	T _{min}	T _{max}	

N ₂	S _{max} < 90%	V _{max} 0,5 m/s	bar psi	bar psi	°C °F	°C °F	°C °F	
			20 290	205 2975	0 32	80 176		

CP 1000 V1 MOUNTS

Heavy Load

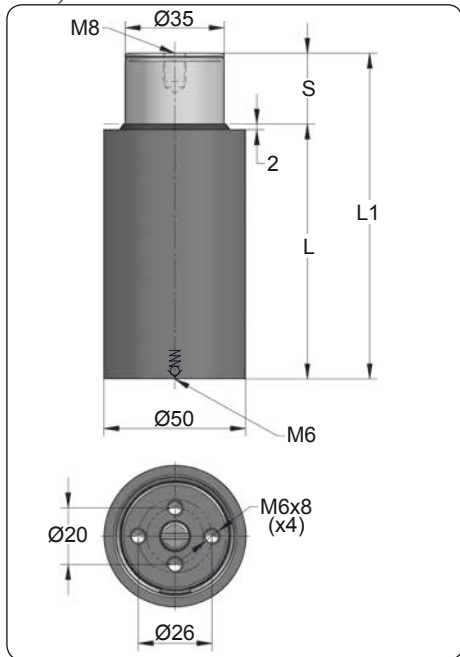
MODEL	X	CW 500 KZ 500	AS 300	CT 550 CK 570	CM 500 CD 500	APFA 250	CPH 850 CP 1000	CS 1000
SERIES	MINI	COMPACT HEIGHT	THREADED	LOW PROFILE	HEAVY DUTY	ISO	HEAVY LOAD	POWER COMPACT STROKE



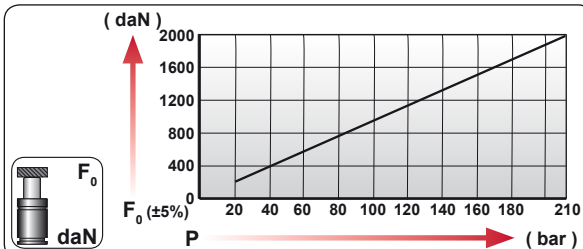
CODE	CP 1000 050 V1	KIT S-XXXXXXX	X	06 CG 2-Q
ENG ORDER	GAS SPRING	REPAIR KIT	FLANGE	CHARGING ADAPTER
DEU BESTELLUNG	GASDRUCKFEDER	ERSATZTEILSATZ	FLANSCH	LADEADAPTER
FRA COMMANDE	RESSORT À GAZ	KIT DE RÉPARATION	BRIDE	RACCORD DE CHARGE
ITA ORDINE	CILINDRO AD AZOTO	KIT DI MANUTENZIONE	FLANGE	ADATTATORE DI CARICO
ESP PEDIDO	RESORTE DE GAS	KIT DE REPARACION	BRIDA	ADAPTADOR DE CARGA
POR PEDIDO	CILINDRO DE GAS	KIT DE MANUTENÇÃO	FLANGE	ADAPTADOR DE CARGA

CP 2000 V1

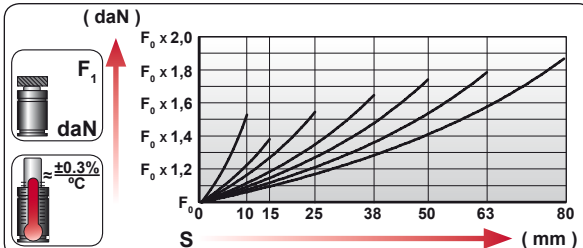
Heavy Load



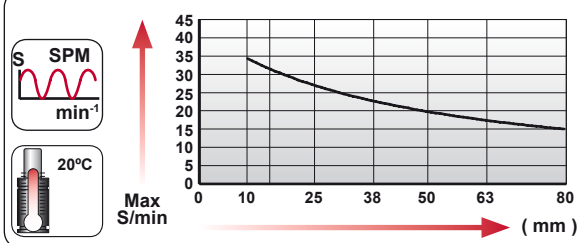
ORDER	S (mm)	L1 ±0,25 (mm)	L (mm)	Kg.
CP 2000 010 V1	10	80	70	0.87
CP 2000 015 V1	15	95	80	0.94
CP 2000 025 V1	25	115	90	1.04
CP 2000 038 V1	38	150	112	1.22
CP 2000 050 V1	50	175	125	1.35
CP 2000 063 V1	63	205	142	1.50
CP 2000 080 V1	80	245	165	1.70



CODE					
		bar	psi		
CP 2000 050 V1		200	2900	1925	3350
-----		---	---	---	---



	ENG ORDER DEU BESTELLUNG FRA COMMANDE ITA ORDINE ESP PEDIDO POR PEDIDO		
		daN	mm
		CP 2000	50
		CP 2000 050 V1	





















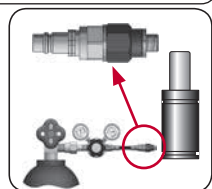
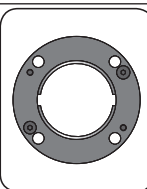
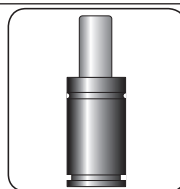


N ₂	S _{max} < 90%	V _{max} 0,5 m/s	P _{min} (20°C)	P _{max} (20°C)	T _{min}	T _{max}	

bar	psi	bar	psi	°C	°F	°C	°F	
20	290	210	3045	0	32	80	176	

CP 2000 V1 MOUNTS

Heavy Load

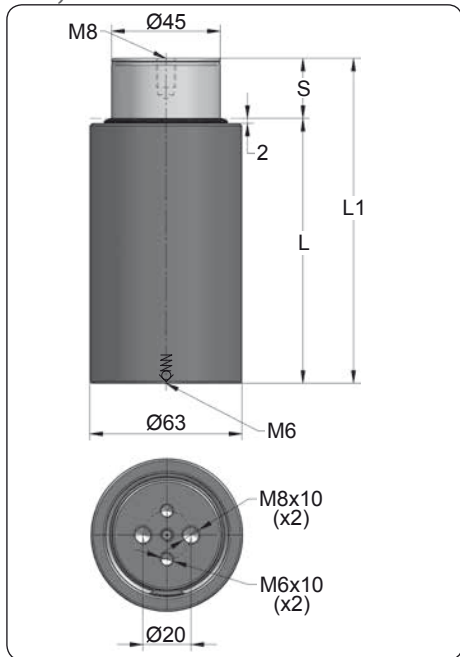
  	 Ø50 L1=138 L1=152	 Ø50 L1=138	 Ø50 L1=138 L1=150 L1=150	 Ø50 L1=170 L1=185 L1=195	 Ø50 L1=195	 Ø50 L1=165 L1=175	 Ø50 L1=220	
MODEL	X	CW 1000 KZ 1000	AS 1000	CT 1000 CK 1000 FD 750	GN 750 CM 1000 CD 1000	AG 750	CPH 1700 CP 2000	CS 1800
SERIES	MINI 	COMPACT HEIGHT 	THREADED 	LOW PROFILE 	HEAVY DUTY 	ISO 	HEAVY LOAD 	POWER COMPACT STROKE 



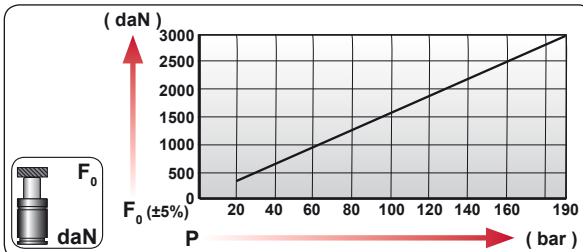
CODE	CP 2000 050 V1	KIT S-XXXXXXX	X	06 CG 2-Q
ENG ORDER	GAS SPRING	REPAIR KIT	FLANGE	CHARGING ADAPTER
DEU BESTELLUNG	GASDRUCKFEDER	ERSATZTEILSATZ	FLANSCHEN	LADEADAPTER
FRA COMMANDE	RESSORT À GAZ	KIT DE RÉPARATION	BRIDE	RACCORD DE CHARGE
ITA ORDINE	CILINDRO AD AZOTO	KIT DI MANUTENZIONE	FLANGE	ADATTATORE DI CARICO
ESP PEDIDO	RESORTE DE GAS	KIT DE REPARACION	BRIDA	ADAPTADOR DE CARGA
POR PEDIDO	CILINDRO DE GÁS	KIT DE MANUTENÇÃO	FLANGE	ADAPTADOR DE CARGA

CP 3000 V1

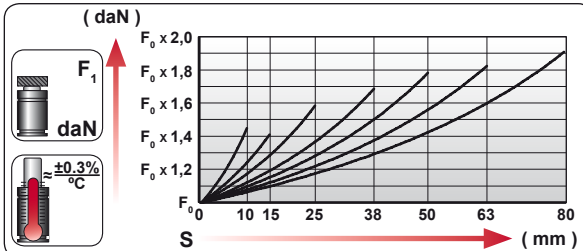
Heavy Load



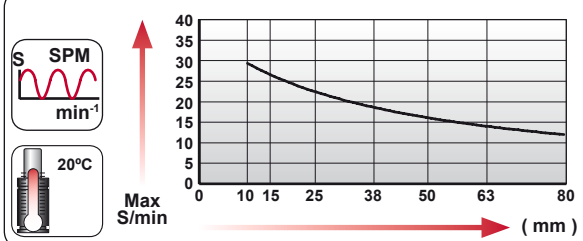
ORDER	S (mm)	L1 ±0,25 (mm)	L (mm)	Kg.
CP 3000 010 V1	10	95	85	1.71
CP 3000 015 V1	15	115	100	1.88
CP 3000 025 V1	25	135	110	2.04
CP 3000 038 V1	38	165	127	2.29
CP 3000 050 V1	50	190	140	2.49
CP 3000 063 V1	63	220	157	2.73
CP 3000 080 V1	80	255	175	3.01



CODE					
		bar	psi		
CP 3000 050 V1		180	2610	2860	5100
-----		-----	-----	-----	-----



	ENG ORDER DEU BESTELLUNG FRA COMMANDE ITA ORDINE ESP PEDIDO POR PEDIDO		
		daN	mm
		CP 3000	50
		CP 3000 050 V1	



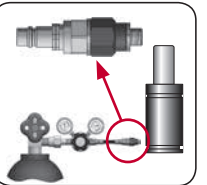
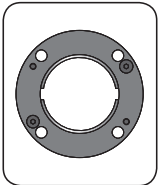




N ₂	S _{max} < 90%	V _{max} 0,5 m/s	P _{min} (20°C)	P _{max} (20°C)	T _{min}	T _{max}	

bar	psi	bar	psi	°C	°F	°C	°F	
20	290	190	2755	0	32	80	176	

CP 3000 V1 MOUNTS

Heavy Load

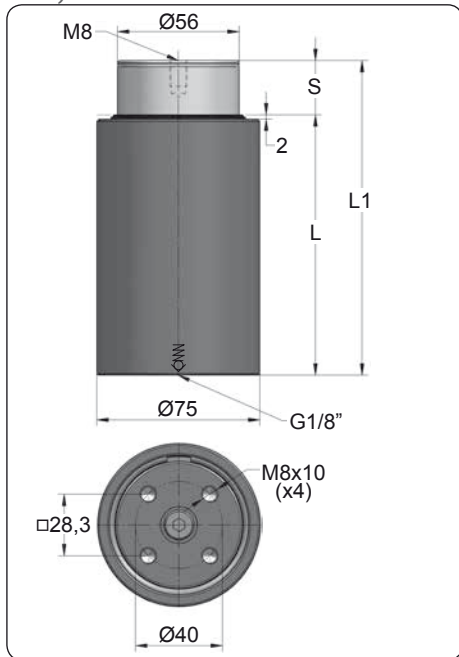
MODEL	✗ CW 1500 KZ 1500	✗ CT 1500 CK 1500	CM 1500 CD 1500	✗ CPH 2800 CP 3000	CS 3000			
SERIES	MINI 	COMPACT HEIGHT 	THREADED 	LOW PROFILE 	HEAVY DUTY 	ISO 	HEAVY LOAD 	POWER COMPACT STROKE



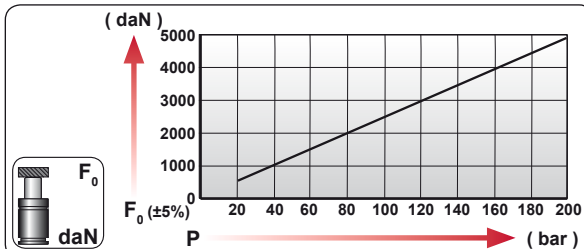
CODE	CP 3000 050 V1	KIT S-XXXXXXX	✗	06 CG 2-Q
ENG ORDER	GAS SPRING	REPAIR KIT	FLANGE	CHARGING ADAPTER
DEU BESTELLUNG	GASDRUCKFEDER	ERSATZTEILSATZ	FLANSCHEN	LADEADAPTER
FRA COMMANDE	RESSORT À GAZ	KIT DE RÉPARATION	BRIDE	RACCORD DE CHARGE
ITA ORDINE	CILINDRO AD AZOTO	KIT DI MANUTENZIONE	FLANGE	ADATTATORE DI CARICO
ESP PEDIDO	RESORTE DE GAS	KIT DE REPARACION	BRIDA	ADAPTADOR DE CARGA
POR PEDIDO	CILINDRO DE GAS	KIT DE MANUTENÇÃO	FLANGE	ADAPTADOR DE CARGA

CP 5000 V1

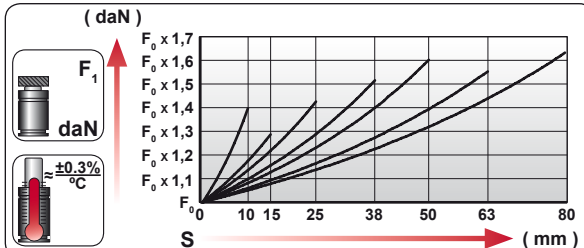
Heavy Load



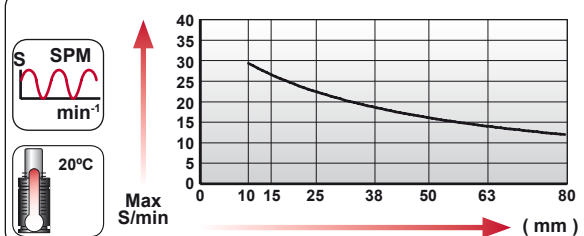
ORDER	S (mm)	L1 ±0,25 (mm)	L (mm)	Kg.
CP 5000 010 V1	10	100	90	2.30
CP 5000 015 V1	15	125	110	2.56
CP 5000 025 V1	25	145	120	2.78
CP 5000 038 V1	38	175	137	3.11
CP 5000 050 V1	50	200	150	3.38
CP 5000 063 V1	63	240	177	3.81
CP 5000 080 V1	80	275	195	4.20



CODE					
		bar	psi		
CP 5000 050 V1		200	2900	4925	7890
-----		---	---	---	---



	ENG ORDER DEU BESTELLUNG FRA COMMANDE ITA ORDINE ESP PEDIDO POR PEDIDO		
		daN	mm
	CP 5000 50		
	CP 5000 050 V1		



N ₂	S _{max} < 90%	V _{max} 0,5 m/s	P _{min} (20°C)	P _{max} (20°C)	T _{min}	T _{max}	

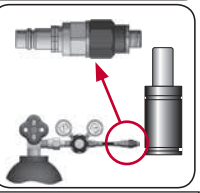
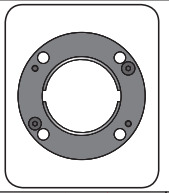


bar	psi	bar	psi	°C	°F	°C	°F	X
20	290	200	2900	0	32	80	176	



CP 5000 V1 MOUNTS

Heavy Load

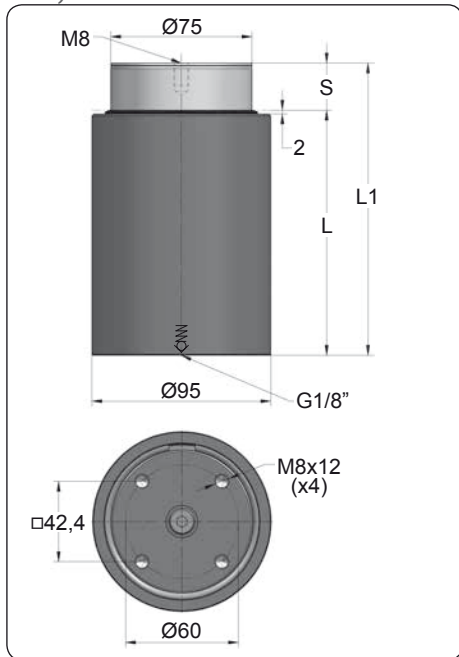
	<p>50</p> <p>Ø75</p> <p>L1=145</p> <p>L1=159</p>		<p>50</p> <p>Ø75</p> <p>L1=154</p> <p>L1=160</p> <p>L1=160</p>	<p>50</p> <p>Ø75</p> <p>L1=185</p> <p>L1=195</p> <p>L1=210</p>	<p>50</p> <p>Ø75</p> <p>L1=210</p>	<p>50</p> <p>Ø75</p> <p>L1=175</p> <p>L1=200</p>	<p>50</p> <p>Ø75</p> <p>L1=240</p>	
MODEL	<p>×</p> <p>CW 2400</p> <p>KZ 2400</p>	<p>×</p>	<p>CT 2500</p> <p>CK 2500</p> <p>FD 1500</p>	<p>GN 1500</p> <p>CM 2500</p> <p>CD 2400</p>	<p>AG 1500</p>	<p>CPH 4300</p> <p>CP 5000</p>	<p>CS 4700</p>	
SERIES	<p>MINI</p>	<p>COMPACT HEIGHT</p>	<p>THREADED</p>	<p>LOW PROFILE</p>	<p>HEAVY DUTY</p>	<p>ISO</p>	<p>HEAVY LOAD</p> <p>>Pmax</p>	<p>POWER COMPACT STROKE</p> <p><S</p> <p>>F₀</p>



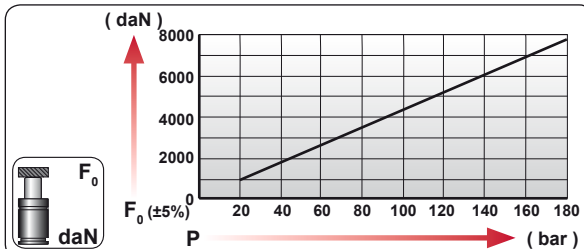
CODE	CP 5000 050 V1	KIT S-XXXXXXX	×	18 CG 1-Q
ENG ORDER	GAS SPRING	REPAIR KIT	FLANGE	CHARGING ADAPTER
DEU BESTELLUNG	GASDRUCKFEDER	ERSATZTEILSATZ	FLANSCHEN	LADEADAPTER
FRA COMMANDE	RESSORT À GAZ	KIT DE RÉPARATION	BRIDE	RACCORD DE CHARGE
ITA ORDINE	CILINDRO AD AZOTO	KIT DI MANUTENZIONE	FLANGE	ADATTATORE DI CARICO
ESP PEDIDO	RESORTE DE GAS	KIT DE REPARACION	BRIDA	ADAPTADOR DE CARGA
POR PEDIDO	CILINDRO DE GÁS	KIT DE MANUTENÇÃO	FLANGE	ADAPTADOR DE CARGA

CP 8000 V1

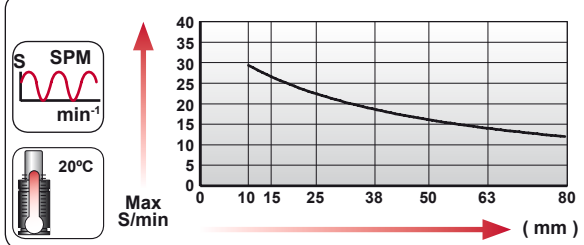
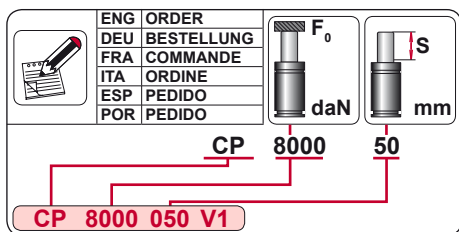
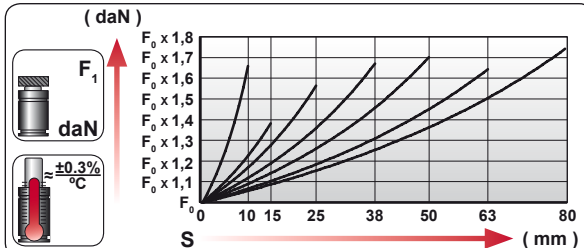
Heavy Load



ORDER	S (mm)	L1 ±0,25 (mm)	L (mm)	Kg.
CP 8000 010 V1	10	110	100	4.24
CP 8000 015 V1	15	135	120	4.64
CP 8000 025 V1	25	155	130	4.99
CP 8000 038 V1	38	185	147	5.50
CP 8000 050 V1	50	215	165	6.00
CP 8000 063 V1	63	255	192	6.66
CP 8000 080 V1	80	290	210	7.26



CODE	Image	bar	psi	F ₀ daN	F ₁ daN
CP 8000 050 V1		180	2610	7950	13530
-----		---	---	---	---



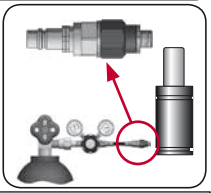
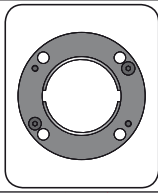


--	--	--	--	--	--	--	--

N ₂	Smax < 90%	Vmax 0,5 m/s	bar psi	bar psi	°C °F	°C °F	°C °F	✗
			20 290	180 2610	0 32	80 176		

CP 8000 V1 MOUNTS

Heavy Load

MODEL	X	CW 4200 KZ 4200	X	CK 4000 FD 3000	GN 3000 CM 4000 CD 4200	AG 3000	CP 8000	CS 7500		
SERIES	MINI	COMPACT HEIGHT	THREADED	LOW PROFILE	HEAVY DUTY	ISO	HEAVY LOAD	POWER COMPACT STROKE		

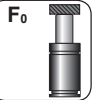

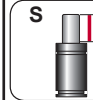
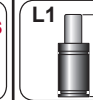

























CODE	CP 8000 050 V1	KIT S-XXXXXXX	X	18 CG 1-Q
ENG ORDER	GAS SPRING	REPAIR KIT	FLANGE	CHARGING ADAPTER
DEU BESTELLUNG	GASDRUCKFEDER	ERSATZTEILSATZ	FLANSCHEN	LADEADAPTER
FRA COMMANDE	RESSORT À GAZ	KIT DE RÉPARATION	BRIDE	RACCORD DE CHARGE
ITA ORDINE	CILINDRO AD AZOTO	KIT DI MANUTENZIONE	FLANGE	ADATTATORE DI CARICO
ESP PEDIDO	RESORTE DE GAS	KIT DE REPARACION	BRIDA	ADAPTADOR DE CARGA
POR PEDIDO	CILINDRO DE GAS	KIT DE MANUTENÇÃO	FLANGE	ADAPTADOR DE CARGA





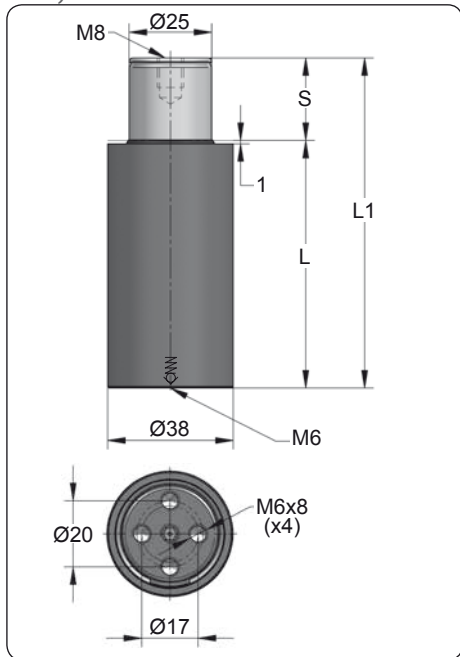
CPH HEAVY LOAD MEDIUM

MODEL								
CPH 850 V1	850	Ø38	12 - 80	74 - 225	175	M6	X	✓
CPH 1250 V1	1250	Ø45	12 - 80	79 - 230	175	M6	X	✓
CPH 1700 V1	1700	Ø50	12 - 80	84 - 235	175	M6	X	✓
CPH 2800 V1	2800	Ø63	12 - 80	94 - 250	175	M6	X	✓
CPH 4300 V1	4300	Ø75	12 - 80	94 - 250	175	G1/8"	X	✓

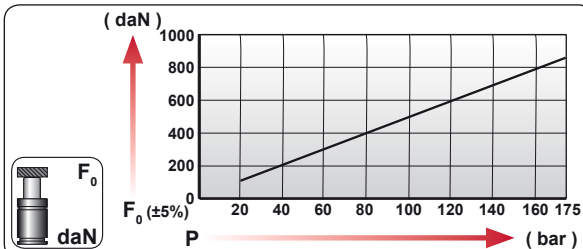
								
	Ø50	Ø50	Ø50	Ø50	Ø50	Ø50	Ø50	
	L1=138 L1=152	L1=138	L1=138 L1=150 L1=150	L1=170 L1=185 L1=195	L1=195	L1=165 L1=175	L1=220	
	1000 1000	1000	1000 1000 750	750 1000 1000	750	1700 2000	1800	
MODEL	X	CW 1000 KZ 1000	AS 1000	CT 1000 CK 1000 FD 750	GN 750 CM 1000 CD 1000	AG 750	CPH 1700 CP 2000	CS 1800
SERIES		COMPACT HEIGHT 	THREADED 	LOW PROFILE 	HEAVY DUTY 	ISO 	HEAVY LOAD 	POWER COMPACT STROKE 

CPH 850 V1

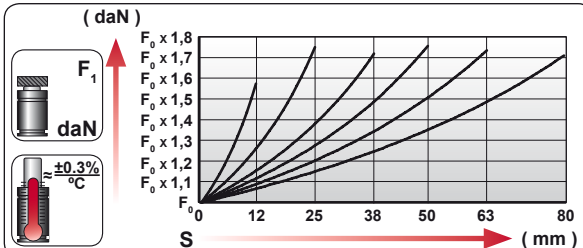
Heavy Load



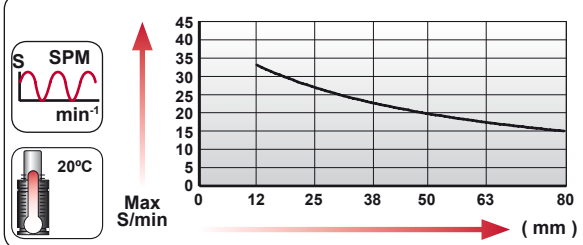
ORDER	S (mm)	L1 ±0,25 (mm)	L (mm)	Kg.
CPH 850 012 V1	12	74	62	0,43
CPH 850 025 V1	25	100	75	0,50
CPH 850 038 V1	38	130	92	0,58
CPH 850 050 V1	50	155	105	0,64
CPH 850 063 V1	63	185	122	0,72
CPH 850 080 V1	80	225	145	0,82



CODE					
		bar	psi		
CPH 850 050 V1		165	2395	810	1420
-----		---	---	---	---



	ENG ORDER DEU BESTELLUNG FRA COMMANDE ITA ORDINE ESP PEDIDO POR PEDIDO		
		daN	mm
		CPH 850	50
		CPH 850 050 V1	













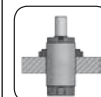







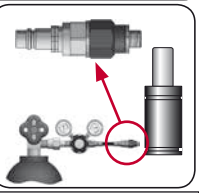
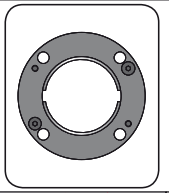


N ₂	S _{max} < 90%	V _{max} 0,5 m/s	P _{min} (20°C)	P _{max} (20°C)	T _{min}	T _{max}	

bar	psi	bar	psi	°C	°F	°C	°F	
20	290	175	2540	0	32	80	176	

CPH 850 V1 MOUNTS

Heavy Load

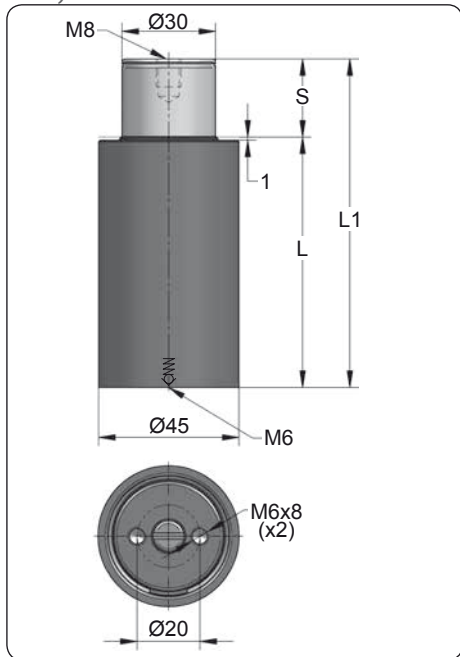
  								
MODEL	X	CW 500 KZ 500	AS 300	CT 550 CK 570	CM 500 CD 500	APFA 250	CPH 850 CP 1000	CS 1000
SERIES	MINI	COMPACT HEIGHT	THREADED	LOW PROFILE	HEAVY DUTY	ISO	HEAVY LOAD	POWER COMPACT STROKE
								



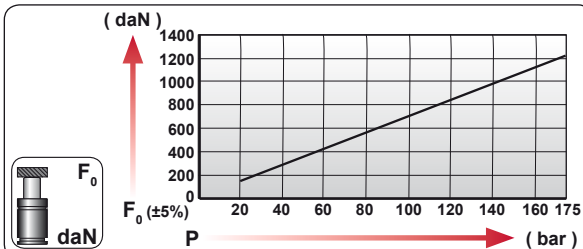
CODE	CPH 850 050 V1	KIT S-XXXXXXX	X	06 CG 2-Q
ENG ORDER	GAS SPRING	REPAIR KIT	FLANGE	CHARGING ADAPTER
DEU BESTELLUNG	GASDRUCKFEDER	ERSATZTEILSATZ	FLANSCHEN	LADEADAPTER
FRA COMMANDE	RESSORT À GAZ	KIT DE RÉPARATION	BRIDE	RACCORD DE CHARGE
ITA ORDINE	CILINDRO AD AZOTO	KIT DI MANUTENZIONE	FLANGE	ADATTATORE DI CARICO
ESP PEDIDO	RESORTE DE GAS	KIT DE REPARACION	BRIDA	ADAPTADOR DE CARGA
POR PEDIDO	CILINDRO DE GÁS	KIT DE MANUTENÇÃO	FLANGE	ADAPTADOR DE CARGA

CPH 1250 V1

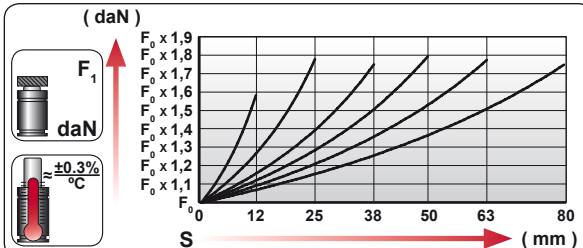
Heavy Load



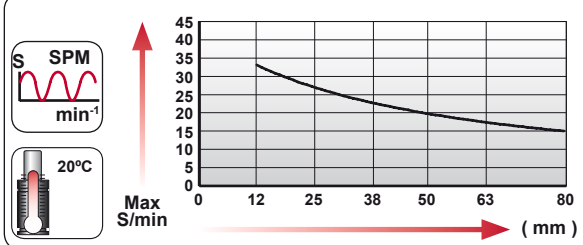
ORDER	S (mm)	L1 ±0,25 (mm)	L (mm)	Kg.
CPH 1250 012 V1	12	79	67	0.61
CPH 1250 025 V1	25	105	80	0.73
CPH 1250 038 V1	38	135	97	0.81
CPH 1250 050 V1	50	160	110	0.98
CPH 1250 063 V1	63	190	127	1.12
CPH 1250 080 V1	80	230	150	1.25



CODE					
		bar	psi		
CPH 1250 050 V1		170	2465	1200	2150
-----		---	---	---	---



	ENG ORDER DEU BESTELLUNG FRA COMMANDE ITA ORDINE ESP PEDIDO POR PEDIDO		
		daN	mm
		CPH 1250	50
		CPH 1250 050 V1	



N ₂	S _{max} < 90%	V _{max} 0,5 m/s	P _{min} (20°C)	P _{max} (20°C)	T _{min}	T _{max}	

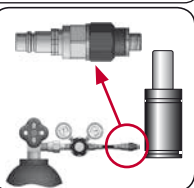
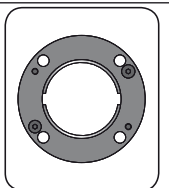
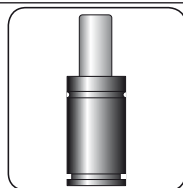


N ₂	S _{max} < 90%	V _{max} 0,5 m/s	bar psi	bar psi	°C °F	°C °F	°C °F	°C °F	
			20 290	175 2540	0 32	80 176			



CPH 1250 V1 MOUNTS

Heavy Load

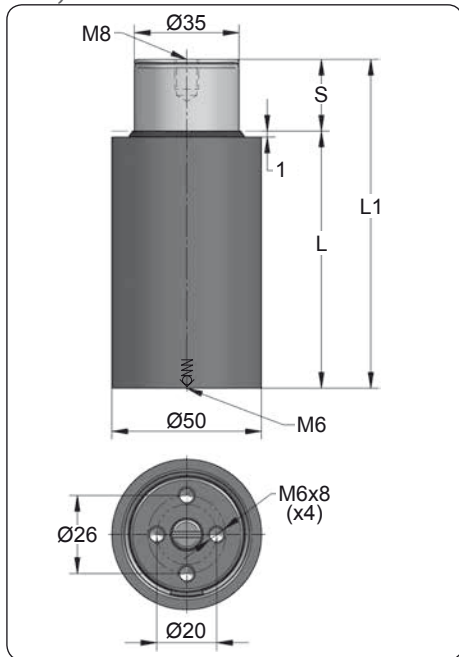
MODEL	X	CW 750 KZ 750	AS 700	CK 750 FD 500	CM 600 CD 700	APF 500	CPH 1250	X
SERIES	MINI 	COMPACT HEIGHT 	THREADED 	LOW PROFILE 	HEAVY DUTY 	ISO 	HEAVY LOAD 	POWER COMPACT STROKE



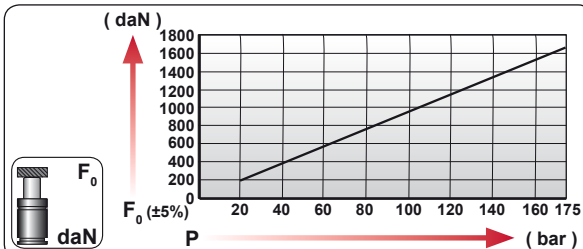
CODE	CPH 1250 050 V1	KIT S-XXXXXXX	X	06 CG 2-Q
ENG ORDER	GAS SPRING	REPAIR KIT	FLANGE	CHARGING ADAPTER
DEU BESTELLUNG	GASDRUCKFEDER	ERSATZTEILSATZ	FLANSCHEN	LADEADAPTER
FRA COMMANDE	RESSORT À GAZ	KIT DE RÉPARATION	BRIDE	RACCORD DE CHARGE
ITA ORDINE	CILINDRO AD AZOTO	KIT DI MANUTENZIONE	FLANGE	ADATTATORE DI CARICO
ESP PEDIDO	RESORTE DE GAS	KIT DE REPARACION	BRIDA	ADAPTADOR DE CARGA
POR PEDIDO	CILINDRO DE GÁS	KIT DE MANUTENÇÃO	FLANGE	ADAPTADOR DE CARGA

CPH 1700 V1

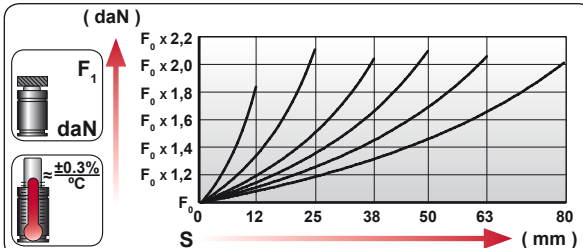
Heavy Load



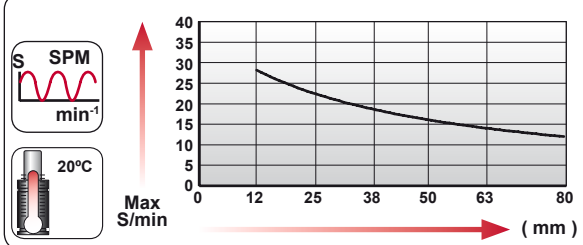
ORDER	S (mm)	L1 ±0,25 (mm)	L (mm)	Kg.
CPH 1700 012 V1	12	84	72	0.89
CPH 1700 025 V1	25	110	85	1.02
CPH 1700 038 V1	38	140	102	1.18
CPH 1700 050 V1	50	165	115	1.30
CPH 1700 063 V1	63	195	132	1.46
CPH 1700 080 V1	80	235	155	1.66



CODE				
		bar psi	daN	daN
CPH 1700 050 V1		170 2465	1635	3430
-----		-----	-----	-----



	ENG ORDER DEU BESTELLUNG FRA COMMANDE ITA ORDINE ESP PEDIDO POR PEDIDO		
		daN	mm
	CPH 1700 50		
	CPH 1700 050 V1		



N ₂	S _{max} < 90%	V _{max} 0,5 m/s	P _{min} (20°C)	P _{max} (20°C)	T _{min}	T _{max}	

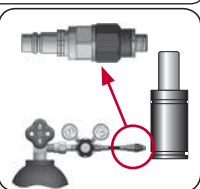
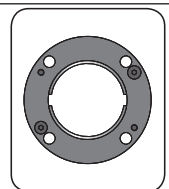
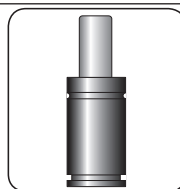


bar psi	bar psi	°C °F	°C °F	
20 290	175 2540	0 32	80 176	



CPH 1700 V1 MOUNTS

Heavy Load

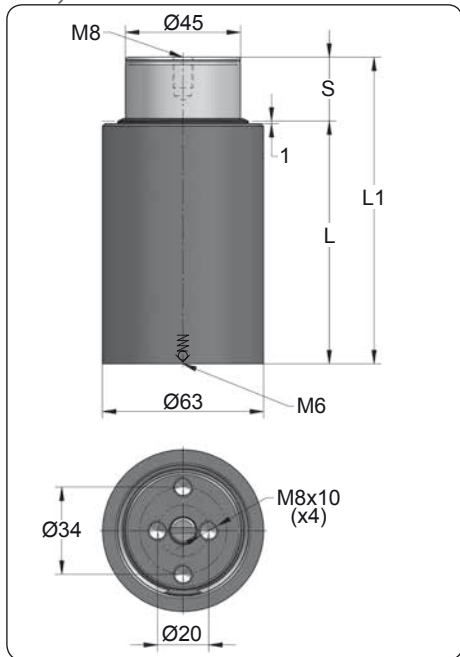
MODEL	X	CW 1000 KZ 1000	AS 1000	CT 1000 CK 1000 FD 750	GN 750 CM 1000 CD 1000	AG 750	CPH 1700 CP 2000	CS 1800
SERIES	MINI	COMPACT HEIGHT	THREADED	LOW PROFILE	HEAVY DUTY	ISO	HEAVY LOAD	POWER COMPACT STROKE



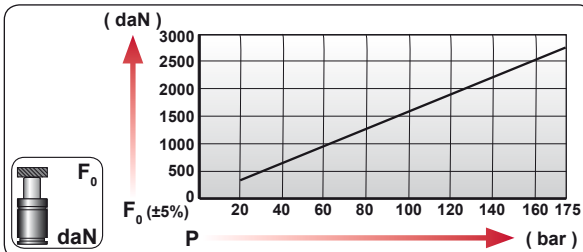
CODE	CPH 1700 050 V1	KIT S-XXXXXXX	X	06 CG 2-Q
ENG ORDER	GAS SPRING	REPAIR KIT	FLANGE	CHARGING ADAPTER
DEU BESTELLUNG	GASDRUCKFEDER	ERSATZTEILSATZ	FLANSCH	LADEADAPTER
FRA COMMANDE	RESSORT À GAZ	KIT DE RÉPARATION	BRIDE	RACCORD DE CHARGE
ITA ORDINE	CILINDRO AD AZOTO	KIT DI MANUTENZIONE	FLANGE	ADATTATORE DI CARICO
ESP PEDIDO	RESORTE DE GAS	KIT DE REPARACION	BRIDA	ADAPTADOR DE CARGA
POR PEDIDO	CILINDRO DE GÁS	KIT DE MANUTENÇÃO	FLANGE	ADAPTADOR DE CARGA

CPH 2800 V1

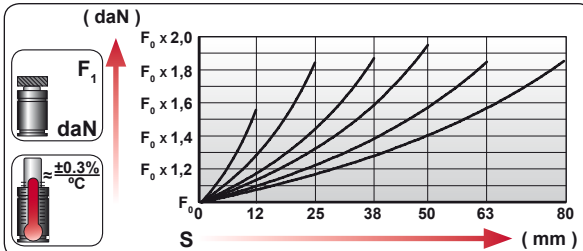
Heavy Load



ORDER	S (mm)	L1 ±0,25 (mm)	L (mm)	Kg.
CPH 2800 012 V1	12	94	82	1.58
CPH 2800 025 V1	25	120	95	1.79
CPH 2800 038 V1	38	150	112	2.04
CPH 2800 050 V1	50	175	125	2.24
CPH 2800 063 V1	63	210	147	2.53
CPH 2800 080 V1	80	250	170	2.85



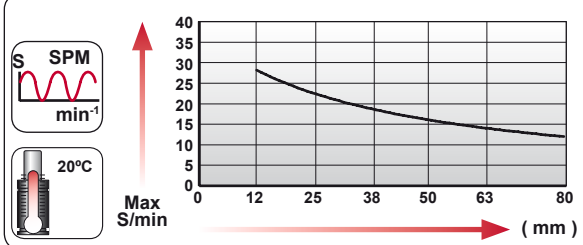
CODE					
		bar	psi		
CPH 2800 050 V1		170	2465	2700	5260
-----		---	---	---	---



	ENG ORDER		
	DEU BESTELLUNG	daN	mm
	FRA COMMANDE		
	ITA ORDINE		
	ESP PEDIDO		
POR PEDIDO			

CPH 2800 50

CPH 2800 050 V1



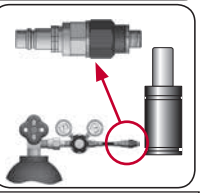
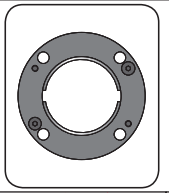


N ₂	S _{max} < 90%	V _{max} 0,5 m/s	P _{min} (20°C)	P _{max} (20°C)	T _{min}	T _{max}	

N ₂	S _{max} < 90%	V _{max} 0,5 m/s	bar psi	bar psi	°C °F	°C °F	°C °F	
			20 290	175 2540	0 32	80 176		

CPH 2800 V1 MOUNTS

Heavy Load

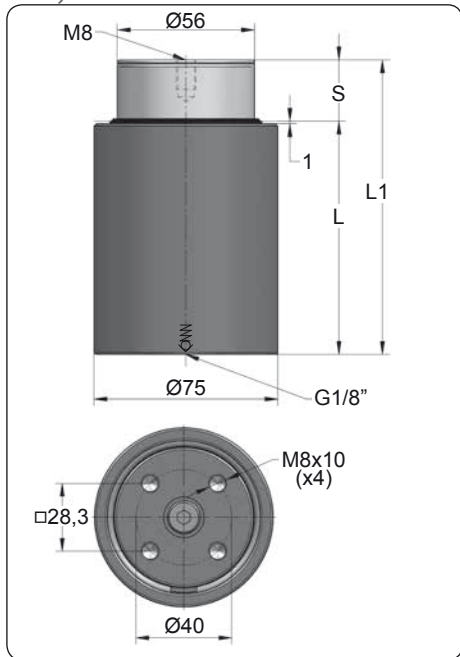
MODEL	×	CW 1500 KZ 1500	×	CT 1500 CK 1500	CM 1500 CD 1500	×	CPH 2800 CP 3000	CS 3000
SERIES	MINI 	COMPACT HEIGHT 	THREADED 	LOW PROFILE 	HEAVY DUTY 	ISO 	HEAVY LOAD 	POWER COMPACT STROKE



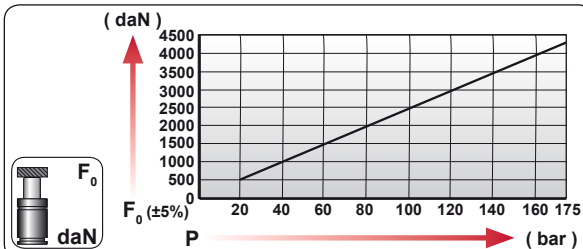
CODE	CPH 2800 050 V1	KIT S-XXXXXXX	×	06 CG 2-Q
ENG ORDER	GAS SPRING	REPAIR KIT	FLANGE	CHARGING ADAPTER
DEU BESTELLUNG	GASDRUCKFEDER	ERSATZTEILSATZ	FLANSCHEN	LADEADAPTER
FRA COMMANDE	RESSORT À GAZ	KIT DE RÉPARATION	BRIDE	RACCORD DE CHARGE
ITA ORDINE	CILINDRO AD AZOTO	KIT DI MANUTENZIONE	FLANGE	ADATTATORE DI CARICO
ESP PEDIDO	RESORTE DE GAS	KIT DE REPARACION	BRIDA	ADAPTADOR DE CARGA
POR PEDIDO	CILINDRO DE GÁS	KIT DE MANUTENÇÃO	FLANGE	ADAPTADOR DE CARGA

CPH 4300 V1

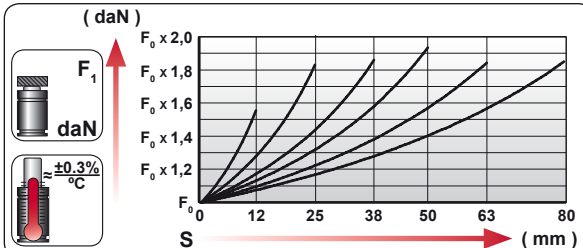
Heavy Load



ORDER	S (mm)	L1 ±0,25 (mm)	L (mm)	Kg.
CPH 4300 012 V1	12	94	82	2.26
CPH 4300 025 V1	25	120	95	2.54
CPH 4300 038 V1	38	150	112	2.87
CPH 4300 050 V1	50	175	125	3.14
CPH 4300 063 V1	63	210	147	3.52
CPH 4300 080 V1	80	250	170	3.96



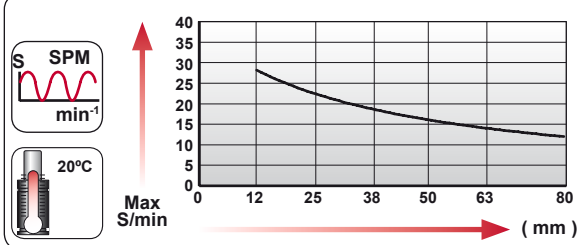
CODE					
		bar	psi		
CPH 4300 050 V1		170	2465	4190	8100
-----		---	---	---	---



	ENG ORDER		
	DEU BESTELLUNG	daN	mm
	FRA COMMANDE		
	ITA ORDINE		
	ESP PEDIDO		
POR PEDIDO			

CPH 4300 50

CPH 4300 050 V1



N ₂	S _{max} < 90%	V _{max} 0,5 m/s	P _{min} (20°C)	P _{max} (20°C)	T _{min}	T _{max}	

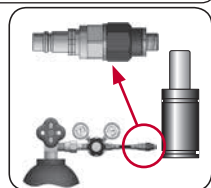
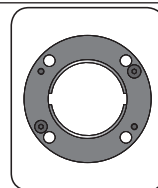
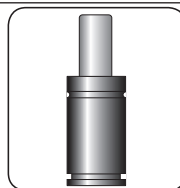



bar	psi	bar	psi	°C	°F	°C	°F	X
20	290	175	2540	0	32	80	176	



CPH 4300 V1 MOUNTS

Heavy Load

 	 Ø75 L1=145 L1=159	 Ø75 L1=154 L1=160 L1=160	 Ø75 L1=185 L1=195 L1=210	 Ø75 L1=210	 Ø75 L1=175 L1=200	 Ø75 L1=240		
MODEL	× CW 2400 KZ 2400	×	CT 2500 CK 2500 FD 1500	GN 1500 CM 2500 CD 2400	AG 1500	CPH 4300 CP 5000	CS 4700	
SERIES	MINI 	COMPACT HEIGHT 	THREADED 	LOW PROFILE 	HEAVY DUTY 	ISO 	HEAVY LOAD 	POWER COMPACT STROKE



CODE	CPH 4300 050 V1	KIT S-XXXXXXX	×	18 CG 1-Q
ENG ORDER	GAS SPRING	REPAIR KIT	FLANGE	CHARGING ADAPTER
DEU BESTELLUNG	GASDRUCKFEDER	ERSATZTEILSATZ	FLANSCHEN	LADEADAPTER
FRA COMMANDE	RESSORT À GAZ	KIT DE RÉPARATION	BRIDE	RACCORD DE CHARGE
ITA ORDINE	CILINDRO AD AZOTO	KIT DI MANUTENZIONE	FLANGE	ADATTATORE DI CARICO
ESP PEDIDO	RESORTE DE GAS	KIT DE REPARACION	BRIDA	ADAPTADOR DE CARGA
POR PEDIDO	CILINDRO DE GÁS	KIT DE MANUTENÇÃO	FLANGE	ADAPTADOR DE CARGA





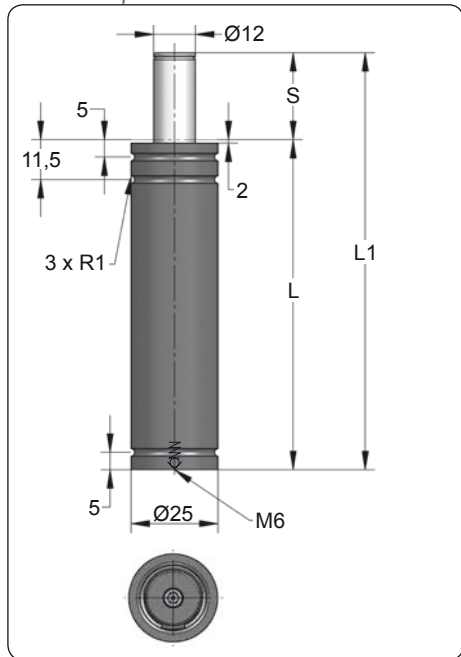
CS POWER COMPACT STROKE

MODEL	F ₀	Ø	S	L1	Pmax	Charge Port		
CS 420 V1	420	Ø25	6 - 50	56 - 195	165	M6	✗	✓
CS 770 V2	770	Ø32	6 - 50	63 - 195	150	M6	✗	✓
CS 1000 V1	1000	Ø38	6 - 50	61 - 230	150	M6	✗	✓
CS 1800 V1	1800	Ø50	6 - 65	66 - 271	150	G1/8"	✗	✓
CS 3000 V2	3000	Ø63	10 - 65	85 - 256	150	G1/8"	✗	✓
CS 4700 V1	4700	Ø75	10 - 65	80 - 273	150	G1/8"	✗	✓
CS 7500 V1	7500	Ø95	10 - 65	90 - 279	150	G1/8"	✗	✓
CS 11800 V1	11800	Ø120	10 - 65	100 - 320	150	G1/8"	✗	✓
CS 18300 V1	18300	Ø150	10 - 65	110 - 323	150	G1/8"	✗	✓

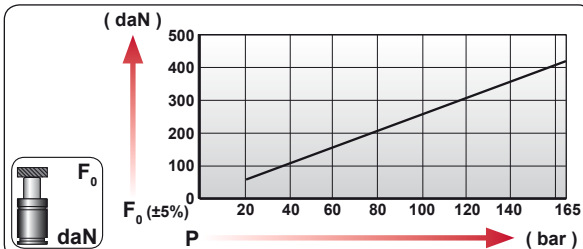
	50	50	50	50	50	50	50	50
	Ø50	Ø50	Ø50	Ø50	Ø50	Ø50	Ø50	Ø50
	L1=138 L1=152	L1=138	L1=138 L1=150 L1=150	L1=170 L1=185 L1=195	L1=195	L1=165 L1=175	L1=220	
	1000 1000	1000	1000 1000 750	750 1000 1000	750	1700 2000	1800	
MODEL	✗	CW 1000 KZ 1000	AS 1000	CT 1000 CK 1000 FD 750	GN 750 CM 1000 CD 1000	AG 750	CP 2000	CS 1800
SERIES	MINI	COMPACT HEIGHT	THREADED	LOW PROFILE	HEAVY DUTY	ISO	HEAVY LOAD	POWER COMPACT STROKE

CS 420 V1

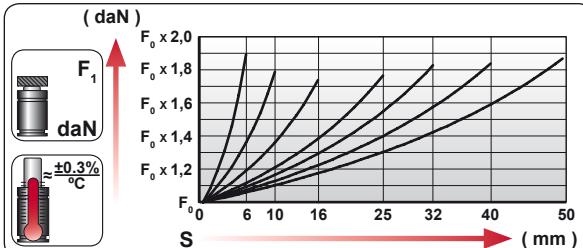
Power Compact Stroke



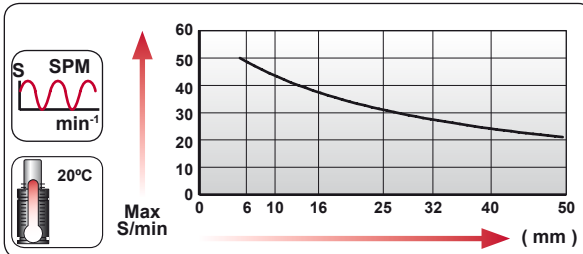
ORDER	S (mm)	L1 ±0,25 (mm)	L (mm)	Kg.
CS 420 006 V1	6	56	50	0.14
CS 420 010 V1	10	70	60	0.16
CS 420 016 V1	16	91	75	0.20
CS 420 025 V1	25	120	95	0.24
CS 420 032 V1	32	140	108	0.27
CS 420 040 V1	40	165	125	0.31
CS 420 050 V1	50	195	145	0.35



CODE					
		bar	psi		
CS 420 050 V1		165	2395	420	740
-----		---	---	---	---



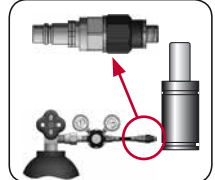
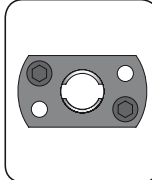
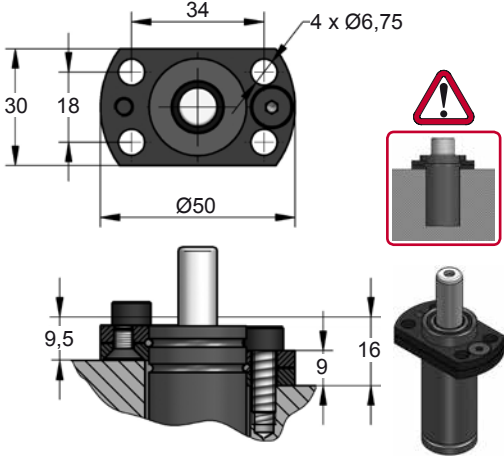
	ENG ORDER DEU BESTELLUNG FRA COMMANDE ITA ORDINE ESP PEDIDO POR PEDIDO		
		daN	mm
		CS 420	50
		CS 420 050 V1	



N ₂	S _{max} < 90%	V _{max} 0,5 m/s	P _{min} (20°C)	P _{max} (20°C)	T _{min}	T _{max}	

bar	psi	bar	psi	°C	°F	°C	°F	X
20	290	165	2395	0	32	80	176	

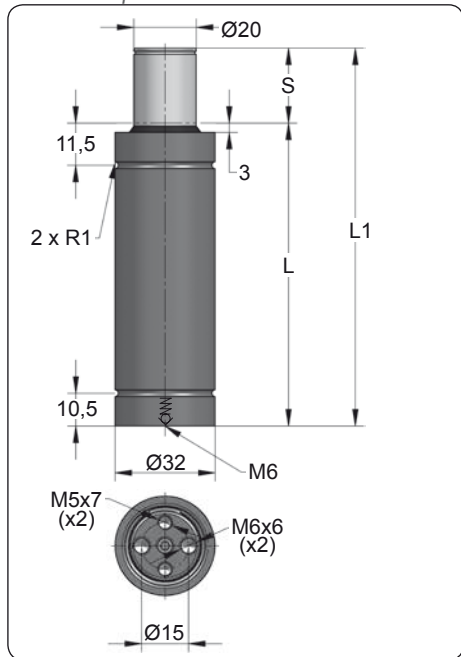
A44-025



	CODE	CS 420 050 V1	KIT S-XXXXXXX	A44-025	06 CG 2-Q
ENG	ORDER	GAS SPRING	REPAIR KIT	FLANGE	CHARGING ADAPTER
DEU	BESTELLUNG	GASDRUCKFEDER	ERSATZTEILSATZ	FLANSCHEN	LADEADAPTER
FRA	COMMANDE	RESSORT À GAZ	KIT DE RÉPARATION	BRIDE	RACCORD DE CHARGE
ITA	ORDINE	CILINDRO AD AZOTO	KIT DI MANUTENZIONE	FLANGE	ADATTATORE DI CARICO
ESP	PEDIDO	RESORTE DE GAS	KIT DE REPARACION	BRIDA	ADAPTADOR DE CARGA
POR	PEDIDO	CILINDRO DE GÁS	KIT DE MANUTENÇÃO	FLANGE	ADAPTADOR DE CARGA

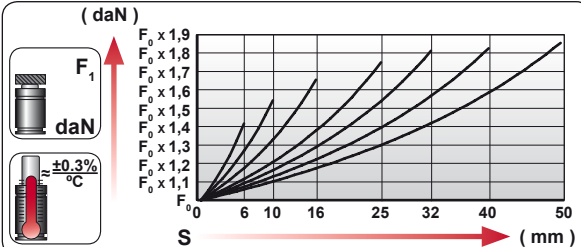
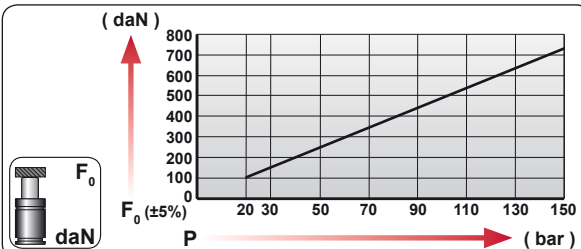
CS 770 V2

Power Compact Stroke

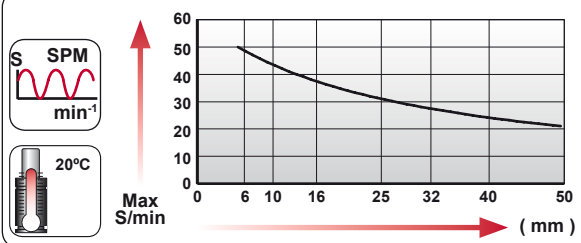


ORDER	S (mm)	L1 ±0,25 (mm)	L (mm)	Kg.
CS 770 006 V2	6	63	57	0.26
CS 770 010 V2	10	75	65	0.28
CS 770 016 V2	16	93	77	0.32
CS 770 025 V2	25	120	95	0.38
CS 770 032 V2	32	140	108	0.43
CS 770 040 V2	40	165	125	0.48
CS 770 050 V2	50	195	145	0.55

CODE				
		bar psi	daN	daN
CS 770 050 V2		150 2175	735	1365
-----		-----	-----	-----



	ENG ORDER DEU BESTELLUNG FRA COMMANDE ITA ORDINE ESP PEDIDO POR PEDIDO		
		daN	mm
		CS 770	50
		CS 770 050 V2	



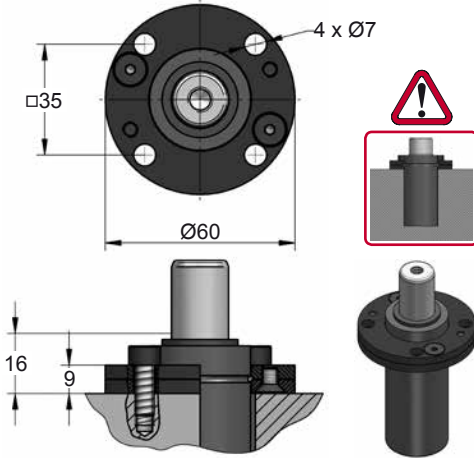
N ₂	S _{max} < 90%	V _{max} 0,5 m/s	P _{min} (20°C)	P _{max} (20°C)	T _{min}	T _{max}	

N ₂	S _{max} < 90%	V _{max} 0,5 m/s	bar psi	bar psi	°C °F	°C °F	°C °F	
			20 290	150 2175	0 32	80 176		

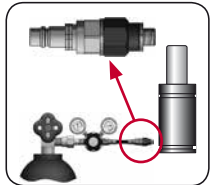
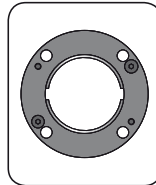
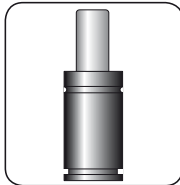



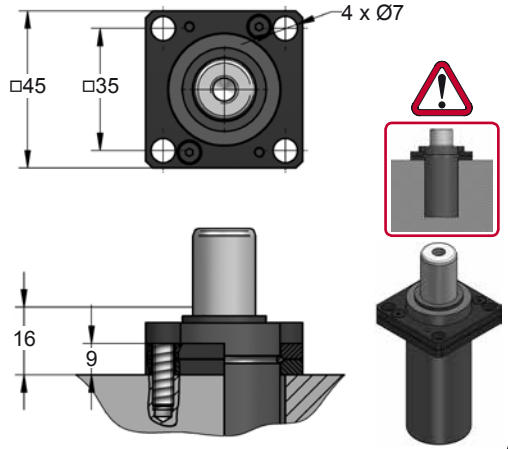
CS 770 V2 MOUNTS

Power Compact Stroke

A14-032



A34-032

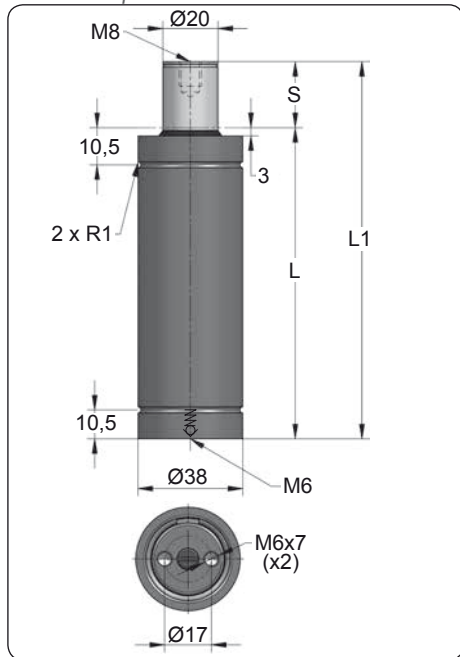


CODE	CS 770 050 V2	KIT S-XXXXXXX	A14-032	06 CG 2-Q
ENG ORDER	GAS SPRING	REPAIR KIT	FLANGE	CHARGING ADAPTER
DEU BESTELLUNG	GASDRUCKFEDER	ERSATZTEILSATZ	FLANSCHEN	LADEADAPTER
FRA COMMANDE	RESSORT À GAZ	KIT DE RÉPARATION	BRIDE	RACCORD DE CHARGE
ITA ORDINE	CILINDRO AD AZOTO	KIT DI MANUTENZIONE	FLANGE	ADATTATORE DI CARICO
ESP PEDIDO	RESORTE DE GAS	KIT DE REPARACION	BRIDA	ADAPTADOR DE CARGA
POR PEDIDO	CILINDRO DE GÁS	KIT DE MANUTENÇÃO	FLANGE	ADAPTADOR DE CARGA

CS 1000 V1

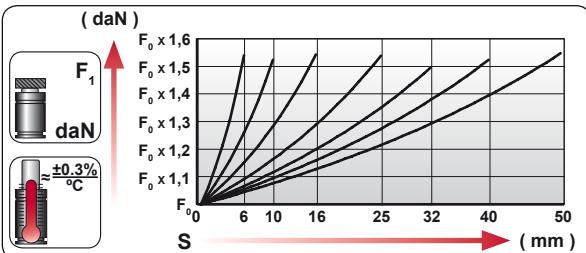
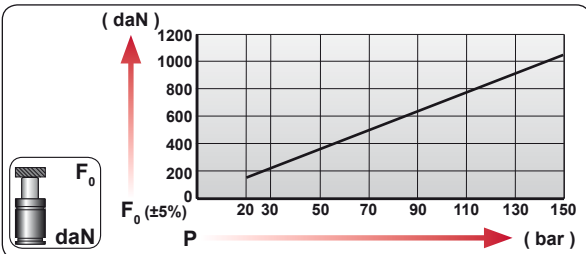
Power Compact Stroke

BMW B2 4006		PSA	E24.54.815.G

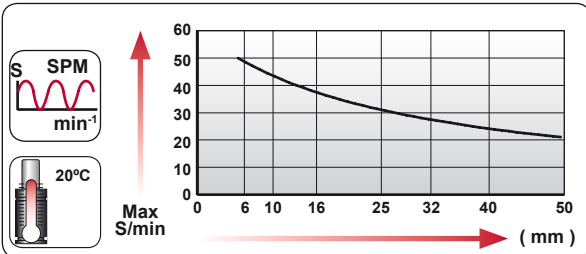


ORDER	S (mm)	L1 ±0,25 (mm)	L (mm)	Kg.
CS 1000 006 V1	6	61	55	0.36
CS 1000 010 V1	10	78	68	0.41
CS 1000 016 V1	16	100	84	0.47
CS 1000 025 V1	25	135	110	0.57
CS 1000 032 V1	32	167	135	0.66
CS 1000 040 V1	40	195	155	0.74
CS 1000 050 V1	50	230	180	0.84

CODE				
		bar	psi	daN
CS 1000 050 V1		150	2175	1060
-----		---	---	---



	ENG ORDER DEU BESTELLUNG FRA COMMANDE ITA ORDINE ESP PEDIDO POR PEDIDO		
		daN	mm
		CS 1000	50
		CS 1000 050 V1	



N ₂	S _{max} < 90%	V _{max} 0,5 m/s	P _{min} (20°C)	P _{max} (20°C)	T _{min}	T _{max}	

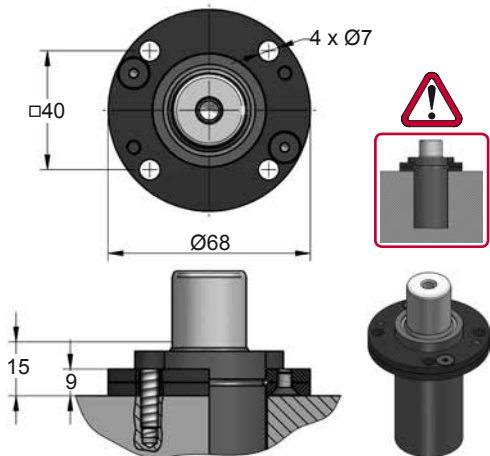
N ₂	S _{max} < 90%	V _{max} 0,5 m/s	bar psi	bar psi	°C °F	°C °F	°C °F	
			20 290	150 2175	0 32	80 176		



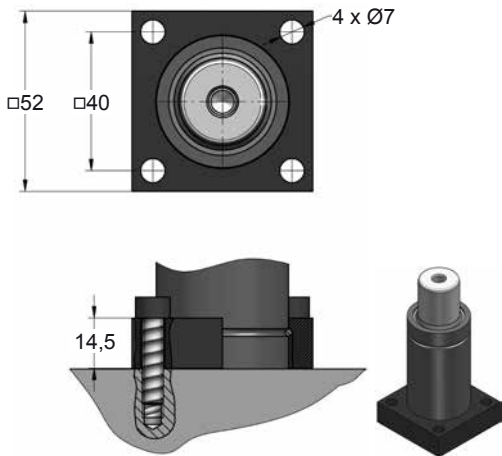
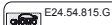
CS 1000 V1 MOUNTS

Power Compact Stroke

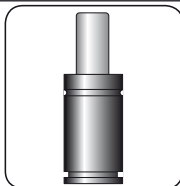
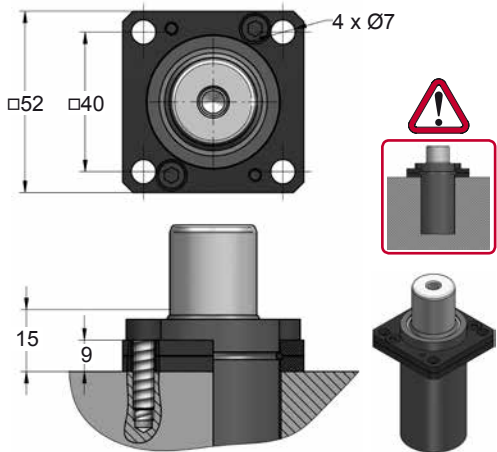
A14-038



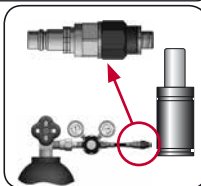
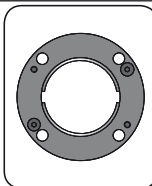
A19-038



A34-038



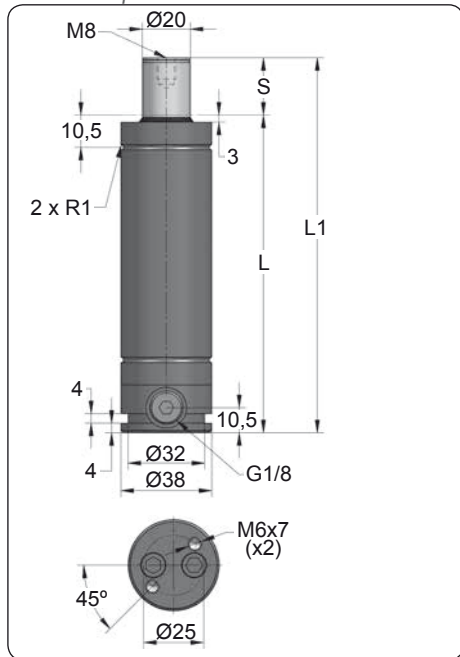
SEAL KIT S-XXXXXXX



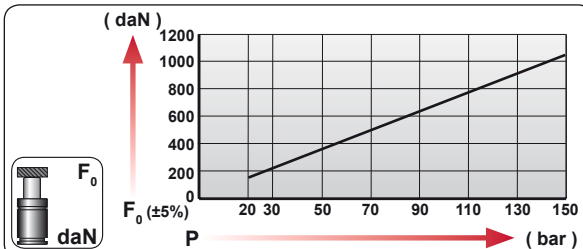
CODE	CS 1000 050 V1	KIT S-XXXXXXX	A14-038	06 CG 2-Q
ENG ORDER	GAS SPRING	REPAIR KIT	FLANGE	CHARGING ADAPTER
DEU BESTELLUNG	GASDRUCKFEDER	ERSATZTEILSATZ	FLANSCHEN	LADEADAPTER
FRA COMMANDE	RESSORT À GAZ	KIT DE RÉPARATION	BRIDE	RACCORD DE CHARGE
ITA ORDINE	CILINDRO AD AZOTO	KIT DI MANUTENZIONE	FLANGE	ADATTATORE DI CARICO
ESP PEDIDO	RESORTE DE GAS	KIT DE REPARACION	BRIDA	ADAPTADOR DE CARGA
POR PEDIDO	CILINDRO DE GAS	KIT DE MANUTENÇÃO	FLANGE	ADAPTADOR DE CARGA

CS-KC 1000 V1

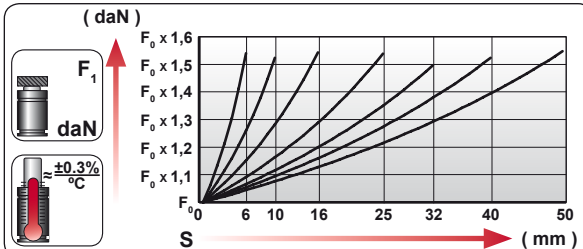
Power Compact Stroke



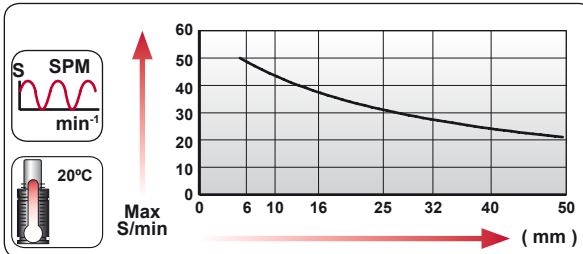
ORDER	S (mm)	L1 ±0,25 (mm)	L (mm)	Kg.
CS-KC 1000 006 V1	6	81	75	0.51
CS-KC 1000 010 V1	10	98	88	0.56
CS-KC 1000 016 V1	16	120	104	0.63
CS-KC 1000 025 V1	25	155	130	0.73
CS-KC 1000 032 V1	32	187	155	0.82
CS-KC 1000 040 V1	40	215	175	0.90
CS-KC 1000 050 V1	50	250	200	1.00



CODE				
	bar	psi	daN	daN
-----	---	---	---	---
CS-KC 1000 050 V1	0	0	---	---



	ENG ORDER DEU BESTELLUNG FRA COMMANDE ITA ORDINE ESP PEDIDO POR PEDIDO		
		daN	mm
		CS-KC 1000	50
		CS-KC 1000 050 V1	



N ₂	S _{max} < 90%	V _{max} 0,5 m/s	P _{min} (20°C)	P _{max} (20°C)	T _{min}	T _{max}	600 CP-

bar	psi	bar	psi	°C	°F	°C	°F
20	290	150	2175	0	32	80	176



CS-KC 1000 V1 MOUNTS

Power Compact Stroke

CS-KC

CS

	CODE					
		bar	psi	daN	daN	daN
	CS-KC 1000 050 V1	0	0	---	---	---
	CS 1000 050 V1	150	2175	1060	1640	---

C20-038

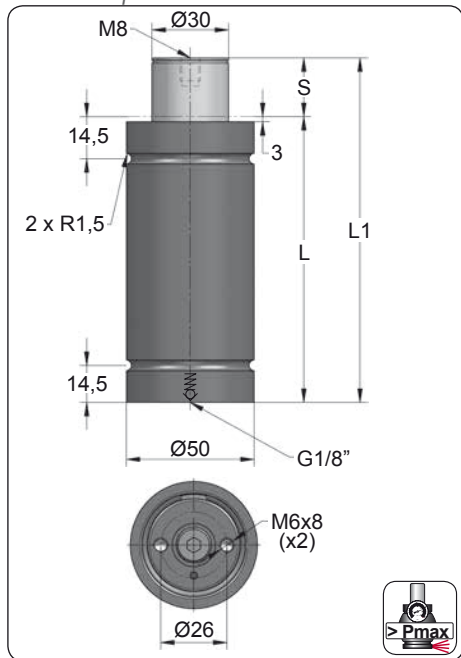
KC 1000

	CODE	CS-KC 1000 050 V1	KIT S-XXXXXXX	C20-038	SKK 12R 1/8
ENG	ORDER	GAS SPRING	REPAIR KIT	FLANGE	CHARGING ADAPTER
DEU	BESTELLUNG	GASDRUCKFEDER	ERSATZTEILSATZ	FLANSCH	LADEADAPTER
FRA	COMMANDE	RESSORT À GAZ	KIT DE RÉPARATION	BRIDE	RACCORD DE CHARGE
ITA	ORDINE	CILINDRO AD AZOTO	KIT DI MANUTENZIONE	FLANGE	ADATTATORE DI CARICO
ESP	PEDIDO	RESORTE DE GAS	KIT DE REPARACION	BRIDA	ADAPTADOR DE CARGA
POR	PEDIDO	CILINDRO DE GÁS	KIT DE MANUTENÇÃO	FLANGE	ADAPTADOR DE CARGA

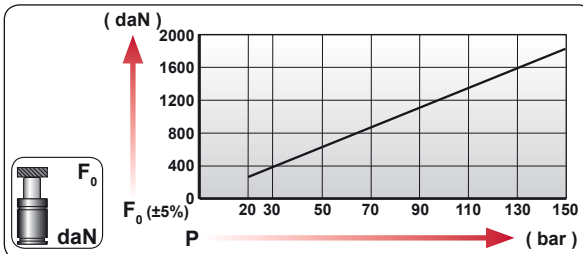
CS 1800 V1

Power Compact Stroke

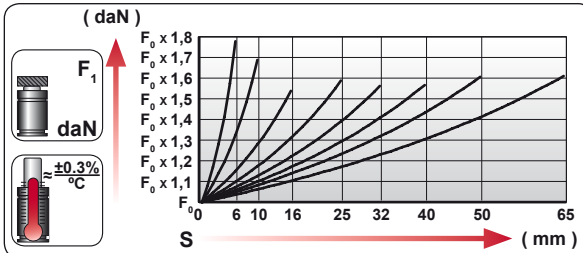
BMW B2 4006		PSA	E24.54.815.G



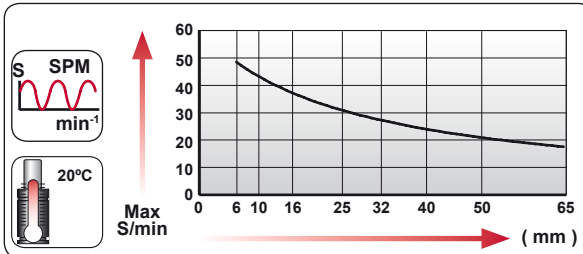
ORDER	S (mm)	L1 ±0,25 (mm)	L (mm)	Kg.
CS 1800 006 V1	6	66	60	0.68
CS 1800 010 V1	10	80	70	0.75
CS 1800 016 V1	16	106	90	0.88
CS 1800 025 V1	25	135	110	1.02
CS 1800 032 V1	32	162	130	1.16
CS 1800 040 V1	40	190	150	1.30
CS 1800 050 V1	50	220	170	1.45
CS 1800 065 V1	65	271	206	1.70



CODE				
		bar psi	daN	daN
CS 1800 050 V1		150 2175	1885	3015
-----		---	---	---



	ENG ORDER DEU BESTELLUNG FRA COMMANDE ITA ORDINE ESP PEDIDO POR PEDIDO		
		daN	mm
		CS 1800	50
		CS 1800 050 V1	



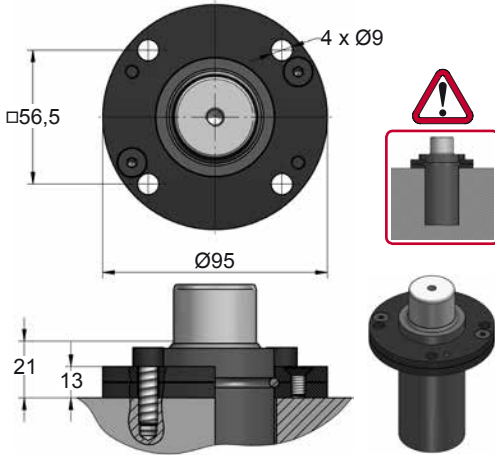
N ₂	S _{max} < 90%	V _{max} 0,5 m/s	P _{min} (20°C)	P _{max} (20°C)	T _{min}	T _{max}	

bar psi	bar psi	°C °F	°C °F	
20 290	150 2175	0 32	80 176	

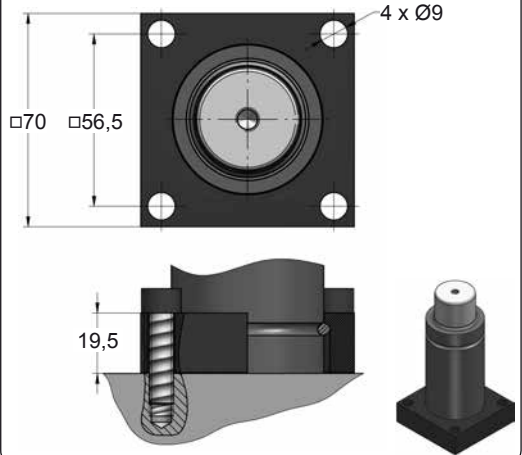
CS 1800 V1 MOUNTS

Power Compact Stroke

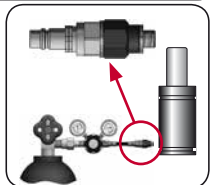
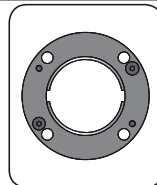
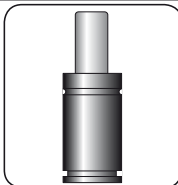
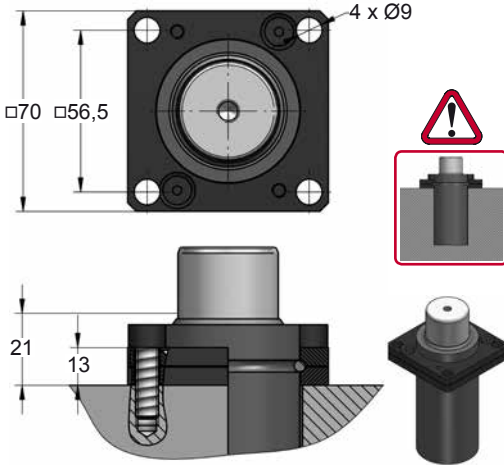
A49-050



A54-050



A59-050

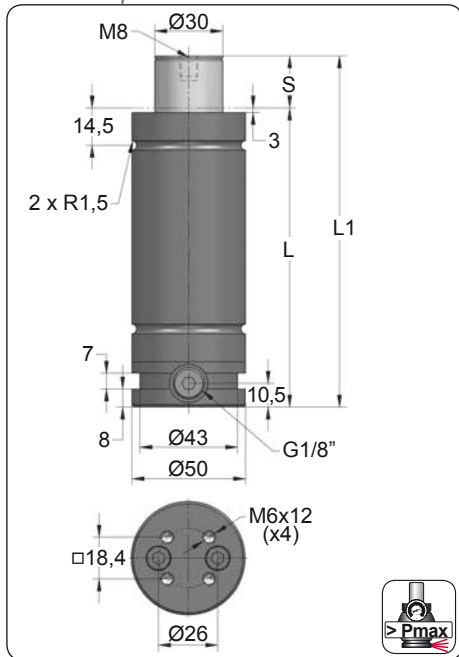


CODE	CS 1800 050 V1	KIT S-XXXXXXX	A49-050	18 CG 1-Q
ENG ORDER	GAS SPRING	REPAIR KIT	FLANGE	CHARGING ADAPTER
DEU BESTELLUNG	GASDRUCKFEDER	ERSATZTEILSATZ	FLANSCHEN	LADEADAPTER
FRA COMMANDE	RESSORT À GAZ	KIT DE RÉPARATION	BRIDE	RACCORD DE CHARGE
ITA ORDINE	CILINDRO AD AZOTO	KIT DI MANUTENZIONE	FLANGE	ADATTATORE DI CARICO
ESP PEDIDO	RESORTE DE GAS	KIT DE REPARACION	BRIDA	ADAPTADOR DE CARGA
POR PEDIDO	CILINDRO DE GAS	KIT DE MANUTENÇÃO	FLANGE	ADAPTADOR DE CARGA

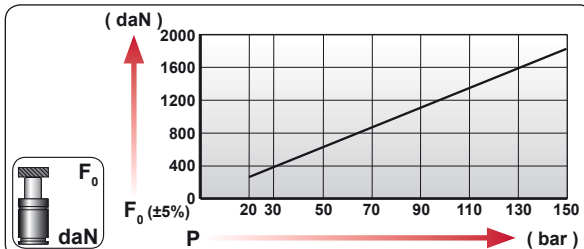
CS-KC 1800 V1

Power Compact Stroke

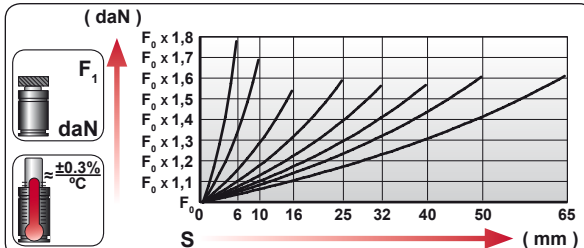




ORDER	S (mm)	L1 ±0,25 (mm)	L (mm)	Kg.
CS-KC 1800 006 V1	6	86	80	0.95
CS-KC 1800 010 V1	10	100	90	1.02
CS-KC 1800 016 V1	16	126	110	1.15
CS-KC 1800 025 V1	25	155	130	1.29
CS-KC 1800 032 V1	32	182	150	1.43
CS-KC 1800 040 V1	40	210	170	1.57
CS-KC 1800 050 V1	50	240	190	1.71
CS-KC 1800 065 V1	65	291	226	1.97



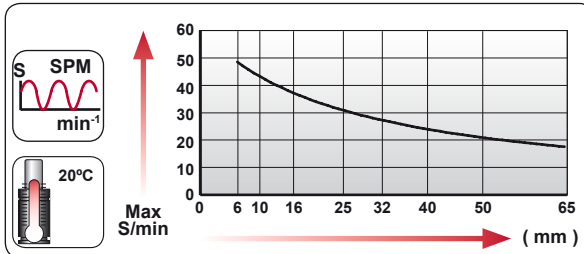
CODE				
	bar	psi	daN	daN
-----	---	---	---	---
CS-KC 1800 050 V1	0	0	---	---



	ENG ORDER		
	DEU BESTELLUNG	daN	mm
	FRA COMMANDE		
	ITA ORDINE		
	ESP PEDIDO		
POR PEDIDO			

CS-KC 1800 50

CS-KC 1800 050 V1




N ₂	S _{max} < 90%	V _{max} 0,5 m/s	P _{min} (20°C)	P _{max} (20°C)	T _{min}	T _{max}	600 CP-


bar	psi	bar	psi	°C	°F	°C	°F
20	290	150	2175	0	32	80	176

CS-KC 1800 V1 MOUNTS


Power Compact Stroke



s
mm




mm




L1
mm

CS-KC
CS




Ø50






L1=240








Ø50





L1=220



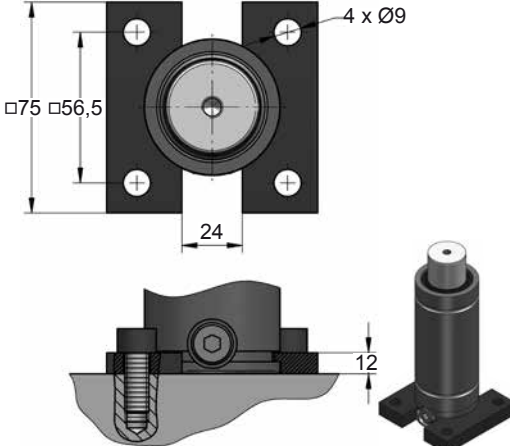
CODE				
	bar	psi	daN	daN
CS-KC 1800 050 V1		0	0	---

CODE				
	bar	psi	daN	daN
CS 1800 050 V1		150	2175	1885
			3015	

C20-050

E24.54.815.G
EM24.54.700/F



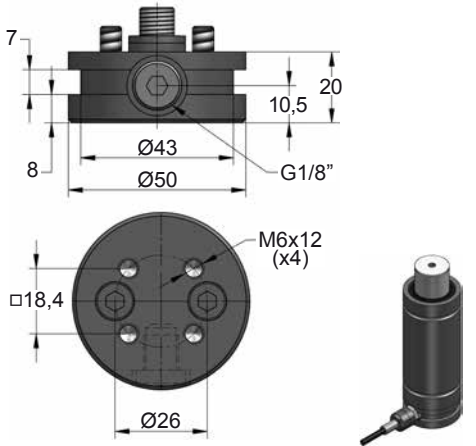
4 x Ø9

75 □ 56,5

24

12

KC 1800



7

20

10,5

8

Ø43

Ø50

G1/8"

M6x12 (x4)

Ø18,4

Ø26







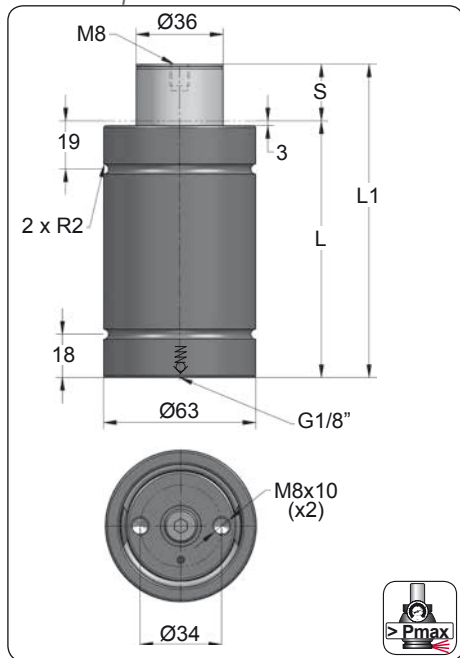




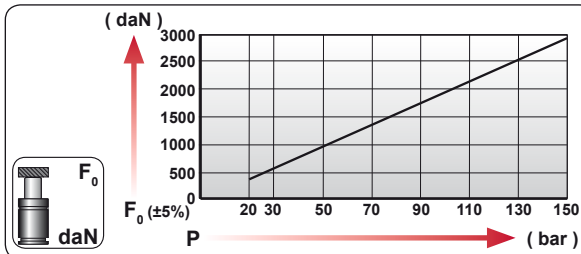
CODE	CS-KC 1800 050 V1	KIT S-XXXXXXX	C20-050	SKK 12R 1/8
ENG ORDER	GAS SPRING	REPAIR KIT	FLANGE	CHARGING ADAPTER
DEU BESTELLUNG	GASDRUCKFEDER	ERSATZTEILSATZ	FLANSCHEN	LADEADAPTER
FRA COMMANDE	RESSORT À GAZ	KIT DE RÉPARATION	BRIDE	RACCORD DE CHARGE
ITA ORDINE	CILINDRO AD AZOTO	KIT DI MANUTENZIONE	FLANGE	ADATTATORE DI CARICO
ESP PEDIDO	RESORTE DE GAS	KIT DE REPARACION	BRIDA	ADAPTADOR DE CARGA
POR PEDIDO	CILINDRO DE GAS	KIT DE MANUTENÇÃO	FLANGE	ADAPTADOR DE CARGA

CS 3000 V2

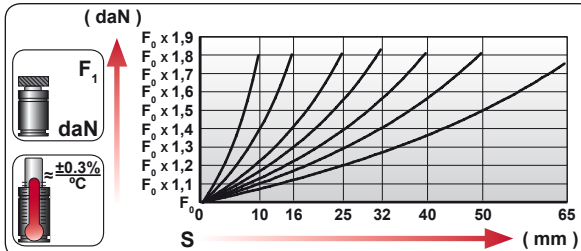
Power Compact Stroke



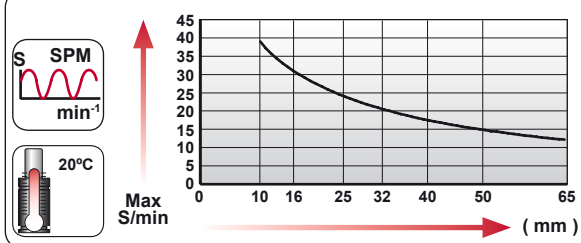
ORDER	S (mm)	L1 ±0,25 (mm)	L (mm)	Kg.
CS 3000 010 V2	10	85	75	1.32
CS 3000 016 V2	16	103	87	1.46
CS 3000 025 V2	25	130	105	1.66
CS 3000 032 V2	32	150	118	1.81
CS 3000 040 V2	40	175	135	2.00
CS 3000 050 V2	50	205	155	2.23
CS 3000 065 V2	65	256	191	2.62



CODE				
		bar psi	daN	daN
CS 3000 050 V2		150 2175	2945	5385
-----		-----	-----	-----



	ENG ORDER DEU BESTELLUNG FRA COMMANDE ITA ORDINE ESP PEDIDO POR PEDIDO		
		daN	mm
		CS 3000 50	
		CS 3000 050 V2	



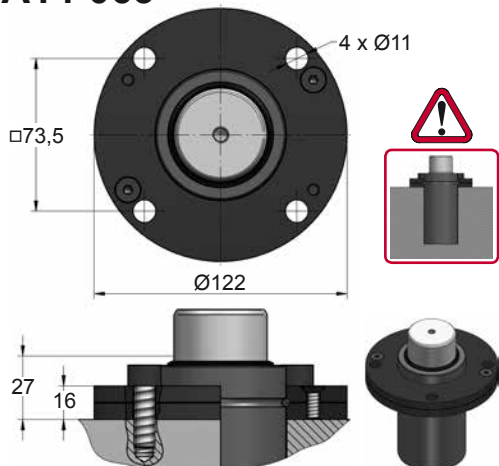
N ₂	S _{max} < 90%	V _{max} 0,5 m/s	P _{min} (20°C)	P _{max} (20°C)	T _{min}	T _{max}	

N ₂	S _{max} < 90%	V _{max} 0,5 m/s	bar psi	bar psi	°C °F	°C °F	°C °F	
			20 290	150 2175	0 32	80 176		

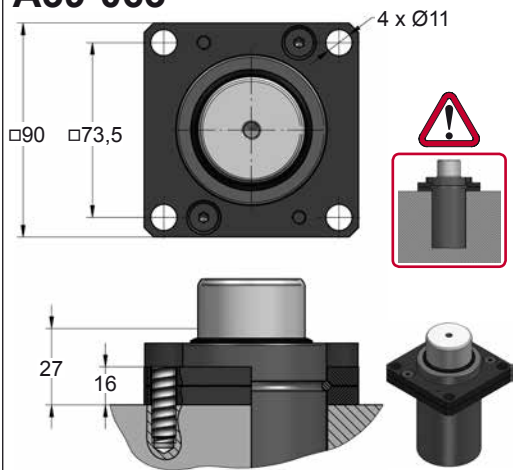
CS 3000 V2 MOUNTS

Power Compact Stroke

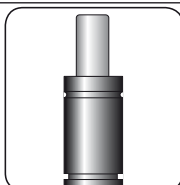
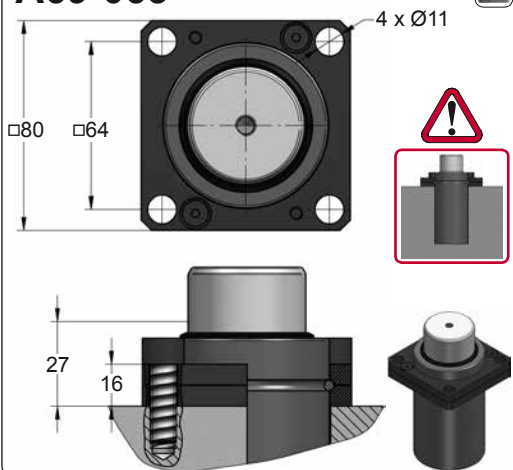
A14-063



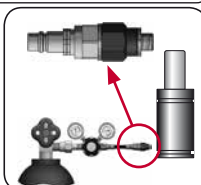
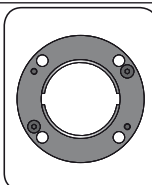
A39-063



A69-063



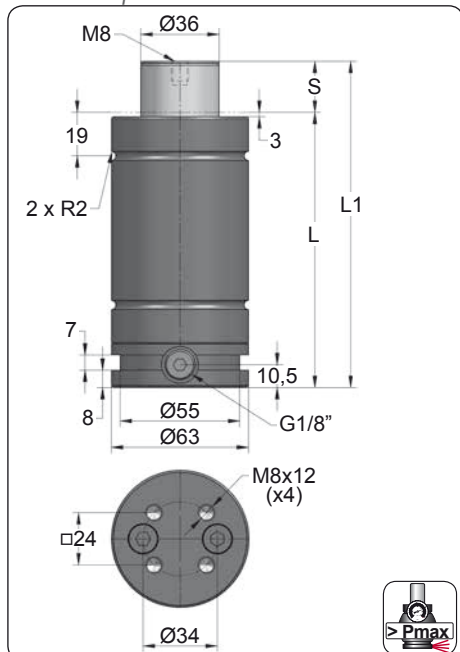
SEAL
KIT S-XXXXXXX



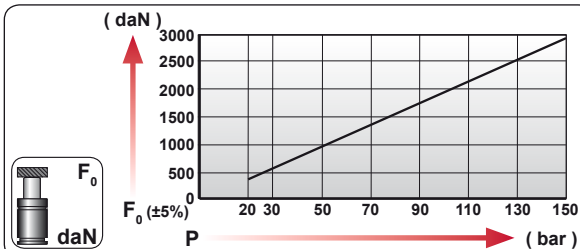
CODE	CS 3000 050 V2	KIT S-XXXXXXX	A14-063	18 CG 1-Q
ENG ORDER	GAS SPRING	REPAIR KIT	FLANGE	CHARGING ADAPTER
DEU BESTELLUNG	GASDRUCKFEDER	ERSATZTEILSATZ	FLANSCHEN	LADEADAPTER
FRA COMMANDE	RESSORT À GAZ	KIT DE RÉPARATION	BRIDE	RACCORD DE CHARGE
ITA ORDINE	CILINDRO AD AZOTO	KIT DI MANUTENZIONE	FLANGE	ADATTATORE DI CARICO
ESP PEDIDO	RESORTE DE GAS	KIT DE REPARACION	BRIDA	ADAPTADOR DE CARGA
POR PEDIDO	CILINDRO DE GAS	KIT DE MANUTENÇÃO	FLANGE	ADAPTADOR DE CARGA

CS-KC 3000 V2

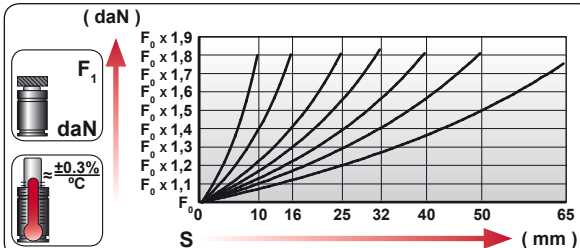
Power Compact Stroke



ORDER	S (mm)	L1 ±0,25 (mm)	L (mm)	Kg.
CS-KC 3000 010 V2	10	105	95	1.74
CS-KC 3000 016 V2	16	123	107	1.88
CS-KC 3000 025 V2	25	150	125	2.08
CS-KC 3000 032 V2	32	170	138	2.23
CS-KC 3000 040 V2	40	195	155	2.42
CS-KC 3000 050 V2	50	225	175	2.65
CS-KC 3000 065 V2	65	276	211	3.04



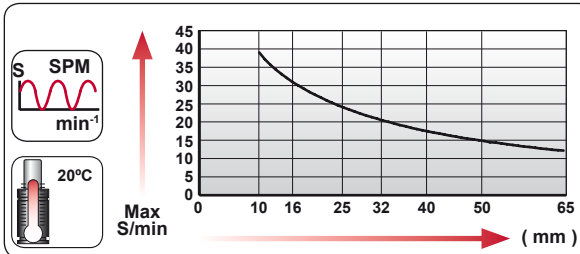
CODE				
	bar	psi	daN	daN
-----	---	---	---	---
CS-KC 3000 050 V2	0	0	---	---



	ENG ORDER		
	DEU BESTELLUNG	daN	mm
	FRA COMMANDE		
	ITA ORDINE		
	ESP PEDIDO		
POR PEDIDO			

CS-KC 3000 50

CS-KC 3000 050 V2



N ₂	S _{max} < 90%	V _{max} 0,5 m/s	P _{min} (20°C)	P _{max} (20°C)	T _{min}	T _{max}	600 CP-

N ₂	S _{max} < 90%	V _{max} 0,5 m/s	bar psi	bar psi	°C °F	°C °F	600 CP-
			20 290	150 2175	0 32	80 176	



CS-KC 3000 V2 MOUNTS

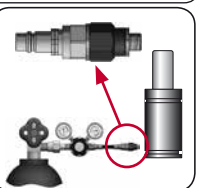
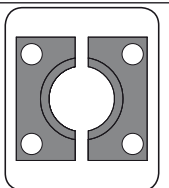

Power Compact Stroke

	<h2>CS-KC</h2>	<h2>CS</h2>																														
	<table border="1"> <thead> <tr> <th>CODE</th> <th></th> <th></th> <th></th> <th></th> </tr> <tr> <th></th> <th>bar</th> <th>psi</th> <th>daN</th> <th>daN</th> </tr> </thead> <tbody> <tr> <td>CS-KC 3000 050 V1</td> <td>0</td> <td>0</td> <td>---</td> <td>---</td> </tr> </tbody> </table>	CODE						bar	psi	daN	daN	CS-KC 3000 050 V1	0	0	---	---	<table border="1"> <thead> <tr> <th>CODE</th> <th></th> <th></th> <th></th> <th></th> </tr> <tr> <th></th> <th>bar</th> <th>psi</th> <th>daN</th> <th>daN</th> </tr> </thead> <tbody> <tr> <td>CS 3000 050 V1</td> <td>150</td> <td>2175</td> <td>2945</td> <td>5385</td> </tr> </tbody> </table>	CODE						bar	psi	daN	daN	CS 3000 050 V1	150	2175	2945	5385
CODE																																
	bar	psi	daN	daN																												
CS-KC 3000 050 V1	0	0	---	---																												
CODE																																
	bar	psi	daN	daN																												
CS 3000 050 V1	150	2175	2945	5385																												

C35-063

VDI

KC 3000

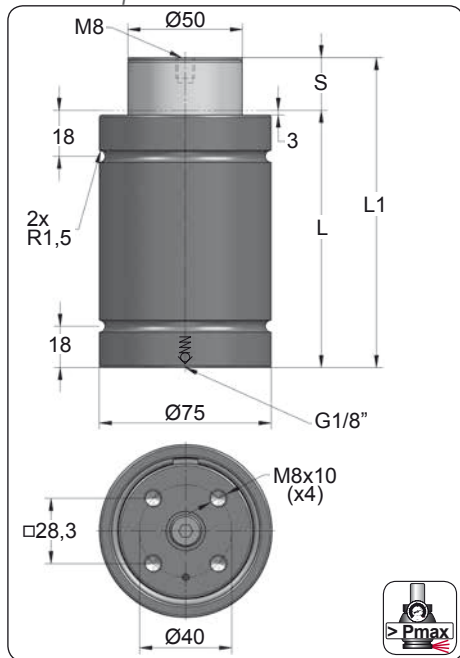


CODE	CS-KC 3000 050 V2	KIT S-XXXXXXX	C35-063	SKK 12R 1/8
ENG	ORDER	GAS SPRING	FLANGE	CHARGING ADAPTER
DEU	BESTELLUNG	GASDRUCKFEDER	FLANSCH	LADEADAPTER
FRA	COMMANDE	RESSORT À GAZ	BRIDE	RACCORD DE CHARGE
ITA	ORDINE	CILINDRO AD AZOTO	FLANGE	ADATTATORE DI CARICO
ESP	PEDIDO	RESORTE DE GAS	BRIDA	ADAPTADOR DE CARGA
POR	PEDIDO	CILINDRO DE GÁS	FLANGE	ADAPTADOR DE CARGA

CS 4700 V1

Power Compact Stroke

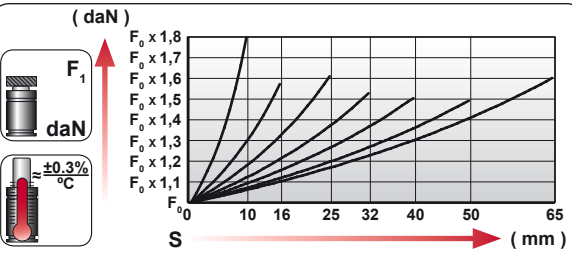
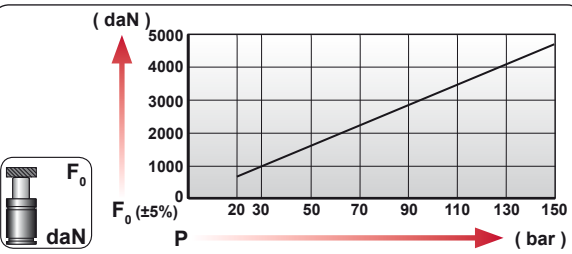
BMW B2 4006		PSA	E24.54.815.G



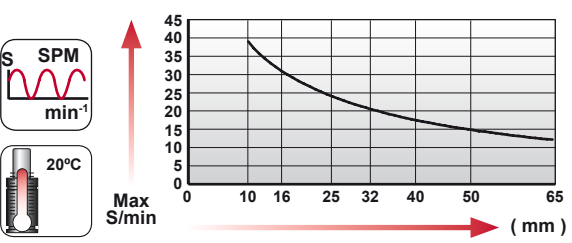
ORDER	S (mm)	L1 ±0,25 (mm)	L (mm)	Kg.
CS 4700 010 V1	10	80	70	1.70
CS 4700 016 V1	16	106	90	1.94
CS 4700 025 V1	25	135	110	2.20
CS 4700 032 V1	32	167	135	2.49
CS 4700 040 V1	40	200	160	2.79
CS 4700 050 V1	50	240	190	3.15
CS 4700 065 V1	65	273	208	3.42



CODE				
		bar	psi	daN
CS 4700 050 V1		150	2175	4675
-----		-----	-----	-----



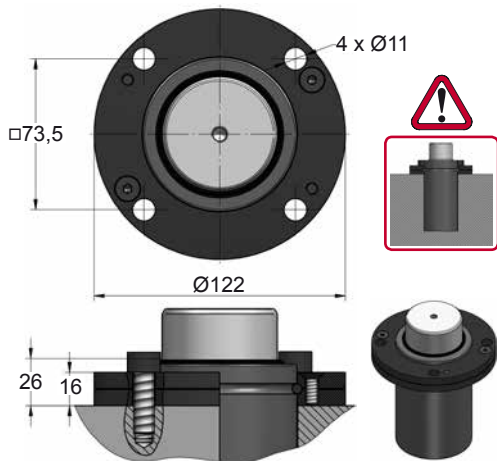
	ENG ORDER DEU BESTELLUNG FRA COMMANDE ITA ORDINE ESP PEDIDO POR PEDIDO		
		daN	mm
		CS 4700 50	
		CS 4700 050 V1	



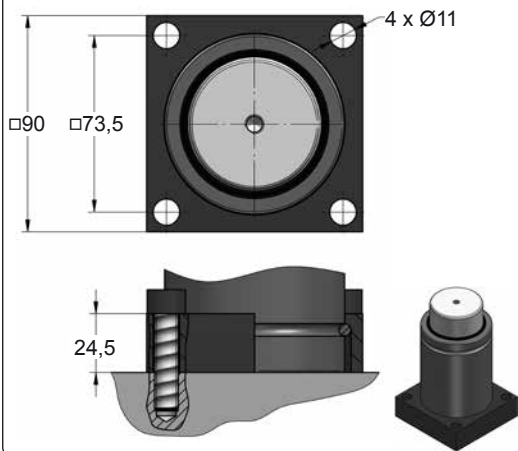
N ₂	S _{max} < 90%	V _{max} 0,5 m/s	P _{min} (20°C)	P _{max} (20°C)	T _{min}	T _{max}	

N ₂	S _{max} < 90%	V _{max} 0,5 m/s	bar psi	bar psi	°C °F	°C °F	°C °F	
			20 290	150 2175	0 32	80 176		

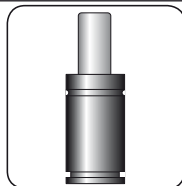

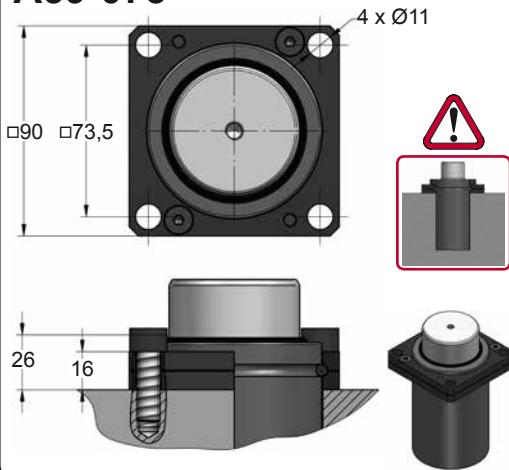
A49-075



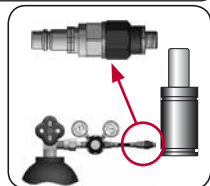
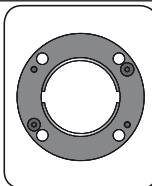
A54-075



A59-075



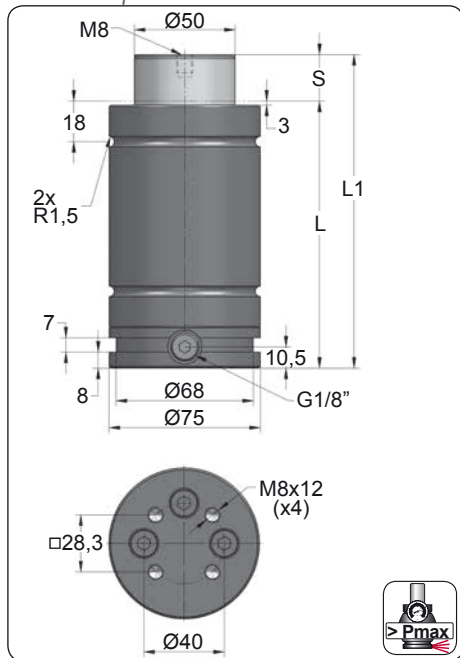
SEAL
KIT S-XXXXXXX



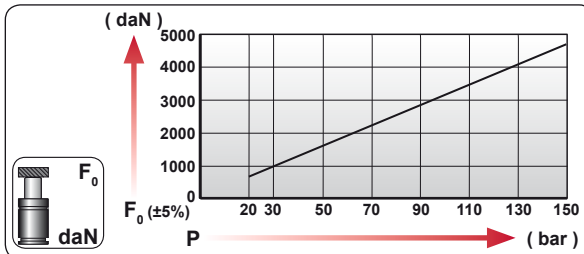
CODE	CS 4700 050 V1	KIT S-XXXXXXX	A49-075	18 CG 1-Q
ENG	ORDER	GAS SPRING	FLANGE	CHARGING ADAPTER
DEU	BESTELLUNG	GASDRUCKFEDER	FLANSCHEN	LADEADAPTER
FRA	COMMANDE	RESSORT À GAZ	BRIDE	RACCORD DE CHARGE
ITA	ORDINE	CILINDRO AD AZOTO	FLANGE	ADATTATORE DI CARICO
ESP	PEDIDO	RESORTE DE GAS	BRIDA	ADAPTADOR DE CARGA
POR	PEDIDO	CILINDRO DE GÁS	FLANGE	ADAPTADOR DE CARGA

CS-KC 4700 V1

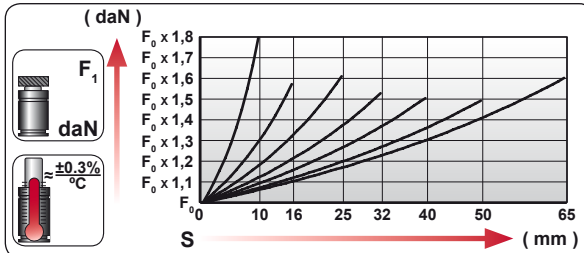
Power Compact Stroke



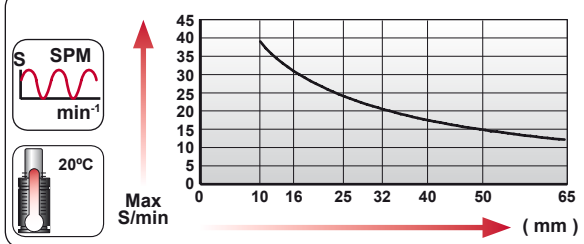
ORDER	S (mm)	L1 ±0,25 (mm)	L (mm)	Kg.
CS-KC 4700 010 V1	10	100	90	2.35
CS-KC 4700 016 V1	16	126	110	2.59
CS-KC 4700 025 V1	25	155	130	2.84
CS-KC 4700 032 V1	32	187	155	3.14
CS-KC 4700 040 V1	40	220	180	3.44
CS-KC 4700 050 V1	50	260	210	3.80
CS-KC 4700 065 V1	65	293	228	4.07



CODE				
		bar psi	daN	daN
-----		---	---	---
CS-KC 4700 050 V1		0 0	---	---



ENG ORDER	DEU BESTELLUNG	FRA COMMANDE	ITA ORDINE	ESP PEDIDO	POR PEDIDO		
						daN	mm
						CS-KC 4700	50
						CS-KC 4700 050 V1	



N ₂	S _{max} < 90%	V _{max} 0,5 m/s	P _{min} (20°C)	P _{max} (20°C)	T _{min}	T _{max}	600 CP-

bar	psi	bar	psi	°C	°F	°C	°F
20	290	150	2175	0	32	80	176



CS-KC 4700 V1 MOUNTS

Power Compact Stroke

CS-KC

L1=260

CS

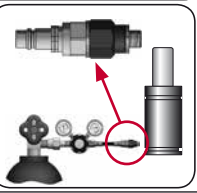
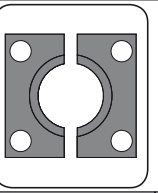
L1=240

CODE				
	bar	psi	daN	daN
CS-KC 4700 050 V1		0	0	---

CODE				
	bar	psi	daN	daN
CS 4700 050 V1		150	2175	4675
			6885	

C20-075

KC 4700

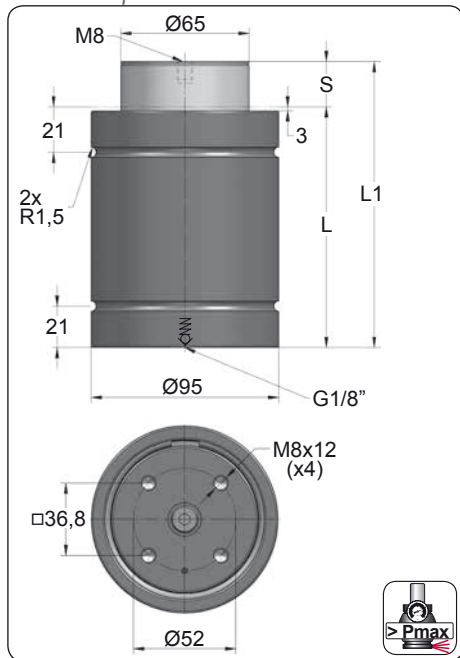


	CODE	CS-KC 4700 050 V1	KIT S-XXXXXXX	C20-075	SKK 12R 1/8
ENG	ORDER	GAS SPRING	REPAIR KIT	FLANGE	CHARGING ADAPTER
DEU	BESTELLUNG	GASDRUCKFEDER	ERSATZTEILSATZ	FLANSCH	LADEADAPTER
FRA	COMMANDE	RESSORT À GAZ	KIT DE RÉPARATION	BRIDE	RACCORD DE CHARGE
ITA	ORDINE	CILINDRO AD AZOTO	KIT DI MANUTENZIONE	FLANGE	ADATTATORE DI CARICO
ESP	PEDIDO	RESORTE DE GAS	KIT DE REPARACION	BRIDA	ADAPTADOR DE CARGA
POR	PEDIDO	CILINDRO DE GÁS	KIT DE MANUTENÇÃO	FLANGE	ADAPTADOR DE CARGA

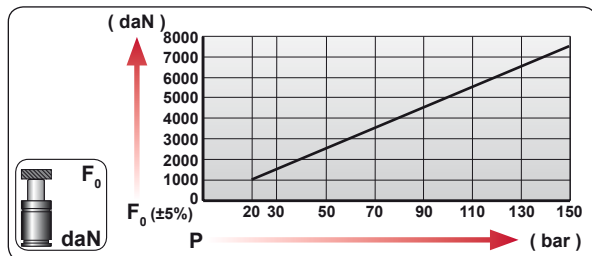
CS 7500 V1

Power Compact Stroke

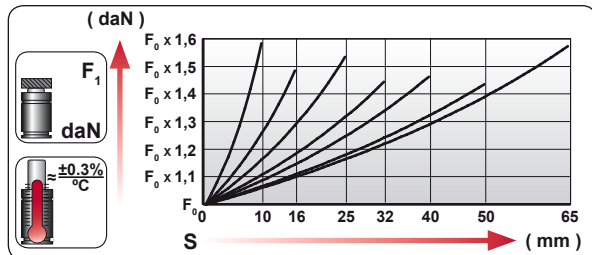
BMW B2 4006		PSA	E24.54.815.G



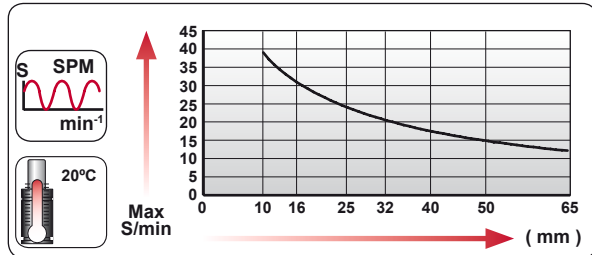
ORDER	S (mm)	L1 ±0,25 (mm)	L (mm)	Kg.
CS 7500 010 V1	10	90	80	3.16
CS 7500 016 V1	16	116	100	3.57
CS 7500 025 V1	25	145	120	4.01
CS 7500 032 V1	32	182	150	4.59
CS 7500 040 V1	40	210	170	5.02
CS 7500 050 V1	50	255	205	5.73
CS 7500 065 V1	65	279	214	6.07



CODE		bar	psi	F ₀ daN	F ₁ daN
CS 7500 050 V1		150	2175	7540	10765
-----		---	---	---	---



	ENG ORDER DEU BESTELLUNG FRA COMMANDE ITA ORDINE ESP PEDIDO POR PEDIDO		
		daN	mm
		CS 7500 50	
		CS 7500 050 V1	



N ₂	S _{max} < 90%	V _{max} 0,5 m/s	P _{min} (20°C)	P _{max} (20°C)	T _{min}	T _{max}	

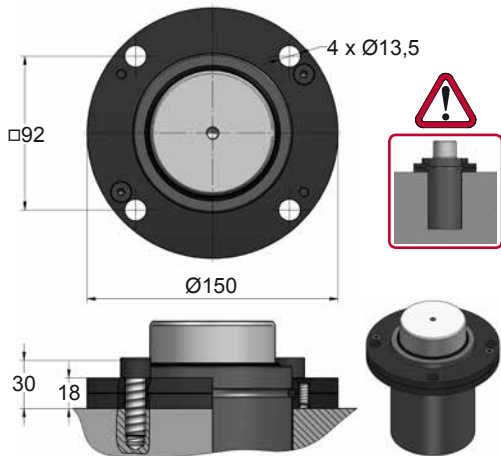
N ₂	S _{max} < 90%	V _{max} 0,5 m/s	bar psi	bar psi	°C °F	°C °F	°C °F	
			20 290	150 2175	0 32	80 176		



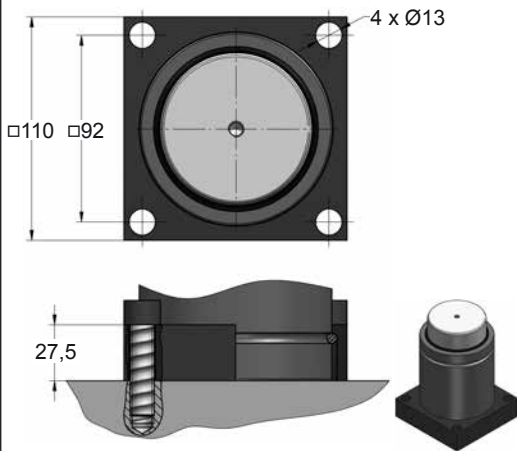
CS 7500 V1 MOUNTS

Power Compact Stroke

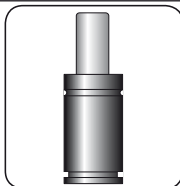

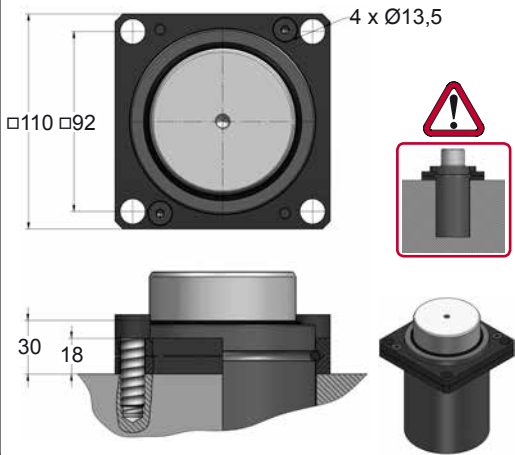
A49-095



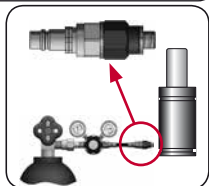
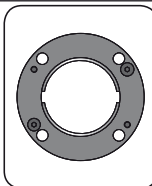
A54-095



A59-095



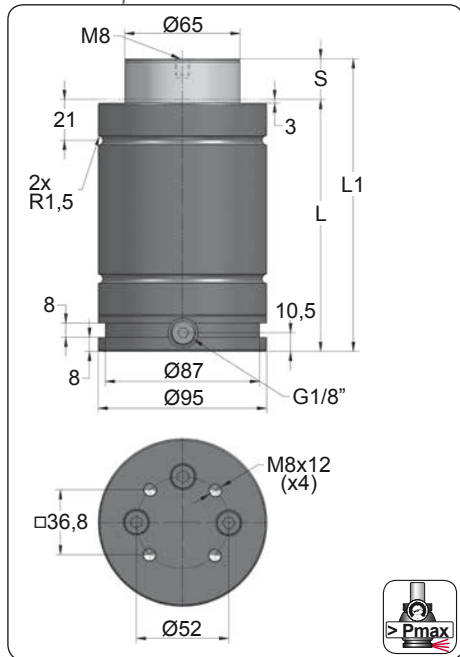
SEAL
KIT S-XXXXXXX



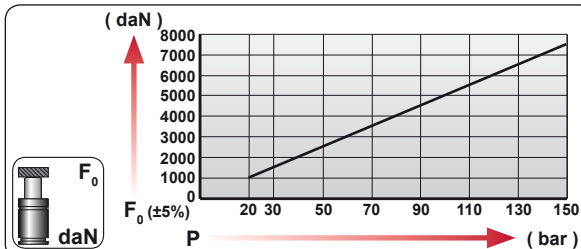
CODE	CS 7500 050 V1	KIT S-XXXXXXX	A49-095	18 CG 1-Q
ENG ORDER	GAS SPRING	REPAIR KIT	FLANGE	CHARGING ADAPTER
DEU BESTELLUNG	GASDRUCKFEDER	ERSATZTEILSATZ	FLANSCH	LADEADAPTER
FRA COMMANDE	RESSORT À GAZ	KIT DE RÉPARATION	BRIDE	RACCORD DE CHARGE
ITA ORDINE	CILINDRO AD AZOTO	KIT DI MANUTENZIONE	FLANGE	ADATTATORE DI CARICO
ESP PEDIDO	RESORTE DE GAS	KIT DE REPARACION	BRIDA	ADAPTADOR DE CARGA
POR PEDIDO	CILINDRO DE GAS	KIT DE MANUTENÇÃO	FLANGE	ADAPTADOR DE CARGA

CS-KC 7500 V1

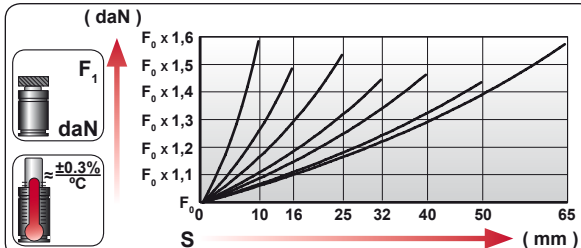
Power Compact Stroke



ORDER	S (mm)	L1 ±0,25 (mm)	L (mm)	Kg.
CS-KC 7500 010 V1	10	110	100	4.16
CS-KC 7500 016 V1	16	136	120	4.57
CS-KC 7500 025 V1	25	165	140	5.01
CS-KC 7500 032 V1	32	202	170	5.59
CS-KC 7500 040 V1	40	230	190	6.03
CS-KC 7500 050 V1	50	275	225	6.73
CS-KC 7500 065 V1	65	299	234	7.08



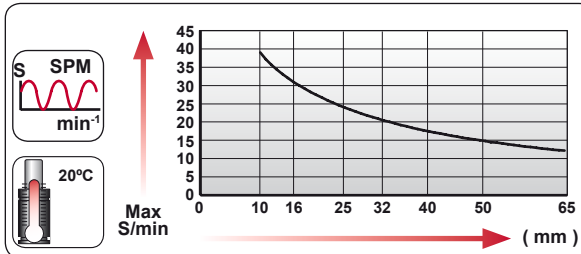
CODE				
	bar	psi	daN	daN
-----	---	---	---	---
CS-KC 7500 050 V1	0	0	---	---



	ENG ORDER		
	DEU BESTELLUNG	daN	mm
	FRA COMMANDE		
	ITA ORDINE		
	ESP PEDIDO		
POR PEDIDO			

CS-KC 7500 50

CS-KC 7500 050 V1



N ₂	S _{max} < 90%	V _{max} 0,5 m/s	P _{min} (20°C)	P _{max} (20°C)	T _{min}	T _{max}	600 CP-

bar	psi	bar	psi	°C	°F	°C	°F
20	290	150	2175	0	32	80	176



CS-KC 7500 V1 MOUNTS

Power Compact Stroke

CS-KC

CS

CODE				
	bar	psi	daN	daN
CS-KC 7500 050 V1	0	0	---	---

CODE				
	bar	psi	daN	daN
CS 7500 050 V1	150	2175	7540	10765

C20-095

E24.54.815.G
EM24.54.700/F

KC 7500

SEAL KIT S-XXXXXXX

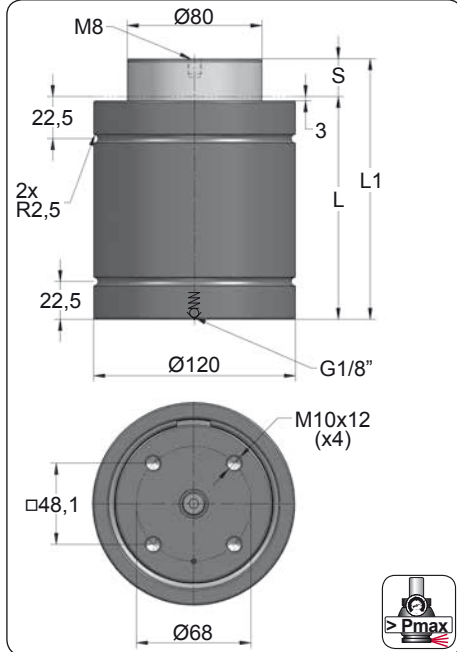
7500
2150252
7/23CE art.3
XXXXXXXXXX
Made in Spain (2175)
www.azolgas.com

	CODE	CS-KC 7500 050 V1	KIT S-XXXXXXX	C20-095	SKK 12R 1/8
ENG	ORDER	GAS SPRING	REPAIR KIT	FLANGE	CHARGING ADAPTER
DEU	BESTELLUNG	GASDRUCKFEDER	ERSATZTEILSATZ	FLANSCH	LADEADAPTER
FRA	COMMANDE	RESSORT À GAZ	KIT DE RÉPARATION	BRIDE	RACCORD DE CHARGE
ITA	ORDINE	CILINDRO AD AZOTO	KIT DI MANUTENZIONE	FLANGE	ADATTATORE DI CARICO
ESP	PEDIDO	RESORTE DE GAS	KIT DE REPARACION	BRIDA	ADAPTADOR DE CARGA
POR	PEDIDO	CILINDRO DE GÁS	KIT DE MANUTENÇÃO	FLANGE	ADAPTADOR DE CARGA

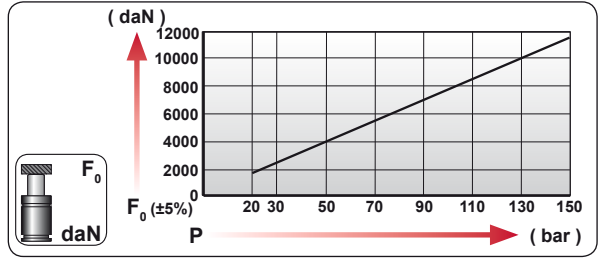
CS 11800 V1

Power Compact Stroke

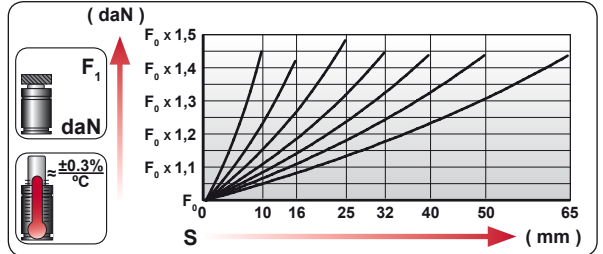
BMW B2 4006		



ORDER	S (mm)	L1 ±0,25 (mm)	L (mm)	Kg.
CS 11800 010 V1	10	100	90	5.70
CS 11800 016 V1	16	126	110	6.37
CS 11800 025 V1	25	155	130	7.10
CS 11800 032 V1	32	187	155	7.93
CS 11800 040 V1	40	220	180	8.77
CS 11800 050 V1	50	260	210	9.79
CS 11800 065 V1	65	320	255	11.32



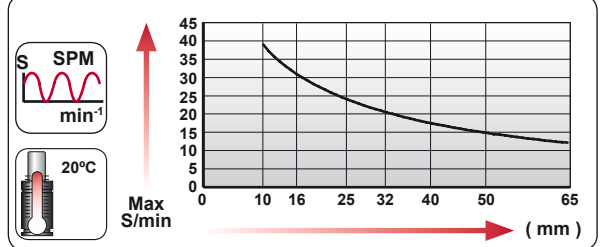
CODE	Pressure (bar)	Pressure (psi)	Force F0 (daN)	Force F1 (daN)
CS 11800 050 V1	150	2175	11780	17145
-----	---	---	---	---



	ENG ORDER		
	DEU BESTELLUNG		
	FRA COMMANDE		
	ITA ORDINE		
	ESP PEDIDO		
POR PEDIDO			

CS 11800 50

CS 11800 050 V1



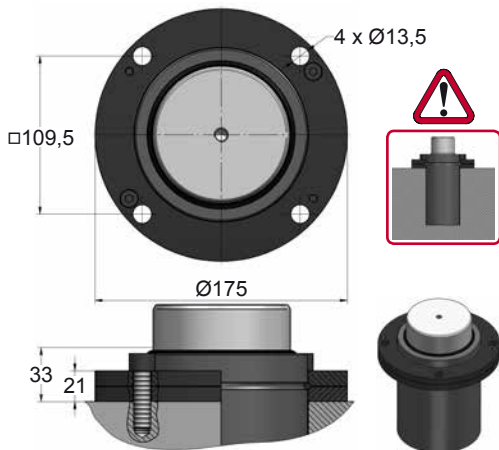
N ₂	S _{max} < 90%	V _{max} 0,5 m/s	P _{min} (20°C)	P _{max} (20°C)	T _{min}	T _{max}	

bar	psi	bar	psi	°C	°F	°C	°F	X
20	290	150	2175	0	32	80	176	

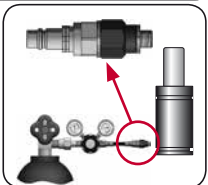
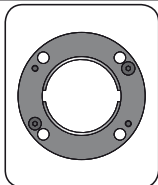




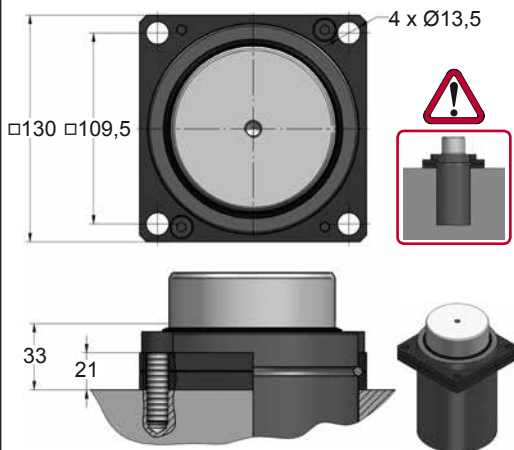
CS 11800 V1 MOUNTS

Power Compact Stroke

A14-120



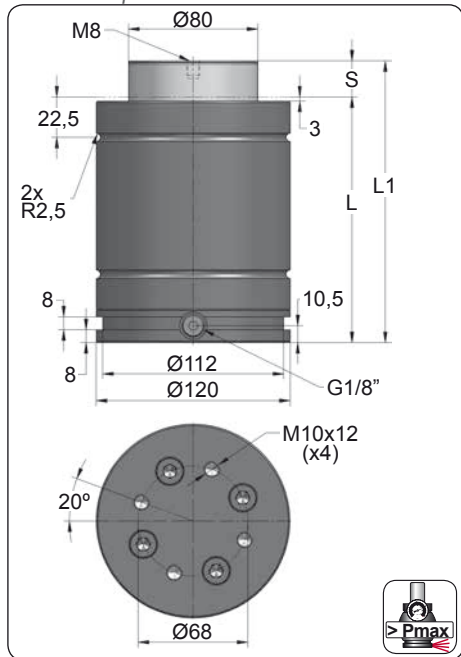
A34-120



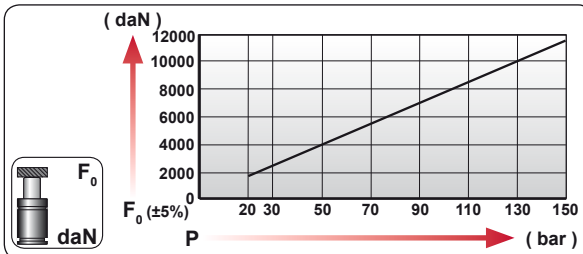
CODE	CS 11800 050 V1	KIT S-XXXXXXX	A14-120	18 CG 1-Q
ENG ORDER	GAS SPRING	REPAIR KIT	FLANGE	CHARGING ADAPTER
DEU BESTELLUNG	GASDRUCKFEDER	ERSATZTEILSATZ	FLANSCHEN	LADEADAPTER
FRA COMMANDE	RESSORT À GAZ	KIT DE RÉPARATION	BRIDE	RACCORD DE CHARGE
ITA ORDINE	CILINDRO AD AZOTO	KIT DI MANUTENZIONE	FLANGE	ADATTATORE DI CARICO
ESP PEDIDO	RESORTE DE GAS	KIT DE REPARACION	BRIDA	ADAPTADOR DE CARGA
POR PEDIDO	CILINDRO DE GÁS	KIT DE MANUTENÇÃO	FLANGE	ADAPTADOR DE CARGA

CS-KC 11800 V1

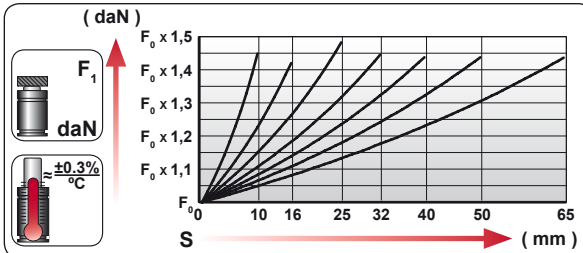
Power Compact Stroke



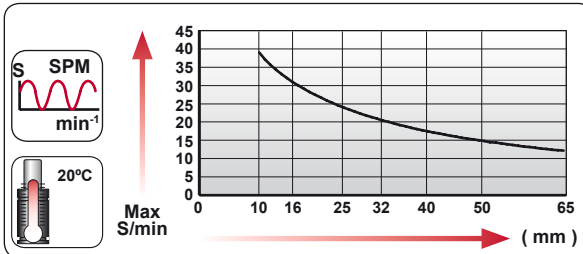
ORDER	S (mm)	L1 ±0,25 (mm)	L (mm)	Kg.
CS-KC 11800 010 V1	10	120	110	7.36
CS-KC 11800 016 V1	16	146	130	8.03
CS-KC 11800 025 V1	25	175	150	8.76
CS-KC 11800 032 V1	32	207	175	9.59
CS-KC 11800 040 V1	40	240	200	10.43
CS-KC 11800 050 V1	50	280	230	11.45
CS-KC 11800 065 V1	65	340	275	12.98



CODE				
		bar psi	daN	daN
-----		---	---	---
CS-KC 11800 050 V1		0 0	---	---



ENG ORDER	DEU BESTELLUNG	FRA COMMANDE	ITA ORDINE	ESP PEDIDO	POR PEDIDO
CS-KC 11800	50				
CS-KC 11800 050 V1					



N ₂	S _{max} < 90%	V _{max} 0,5 m/s	P _{min} (20°C)	P _{max} (20°C)	T _{min}	T _{max}	600 CP-

bar psi	bar psi	°C °F	°C °F
20 290	150 2175	0 32	80 176

CS-KC 11800 V1 MOUNTS

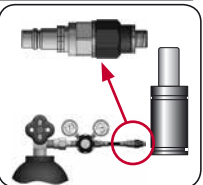
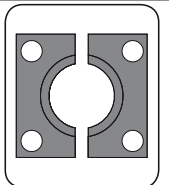

Power Compact Stroke

	<p>CS-KC</p>	<p>CS</p>																																				
	<table border="1"> <thead> <tr> <th>CODE</th> <th></th> <th></th> <th></th> <th></th> <th>E24.54.815.G EM24.54.700/F</th> </tr> <tr> <th></th> <th>bar</th> <th>psi</th> <th>daN</th> <th>F₀</th> <th>F₁</th> </tr> </thead> <tbody> <tr> <td>CS-KC 11800 050 V1</td> <td>0</td> <td>0</td> <td>---</td> <td>---</td> <td></td> </tr> </tbody> </table>	CODE					E24.54.815.G EM24.54.700/F		bar	psi	daN	F ₀	F ₁	CS-KC 11800 050 V1	0	0	---	---		<table border="1"> <thead> <tr> <th>CODE</th> <th></th> <th></th> <th></th> <th></th> <th>E24.54.815.G EM24.54.700/F</th> </tr> <tr> <th></th> <th>bar</th> <th>psi</th> <th>daN</th> <th>F₀</th> <th>F₁</th> </tr> </thead> <tbody> <tr> <td>CS 11800 050 V1</td> <td>150</td> <td>2175</td> <td>11780</td> <td>17145</td> <td></td> </tr> </tbody> </table>	CODE					E24.54.815.G EM24.54.700/F		bar	psi	daN	F ₀	F ₁	CS 11800 050 V1	150	2175	11780	17145	
CODE					E24.54.815.G EM24.54.700/F																																	
	bar	psi	daN	F ₀	F ₁																																	
CS-KC 11800 050 V1	0	0	---	---																																		
CODE					E24.54.815.G EM24.54.700/F																																	
	bar	psi	daN	F ₀	F ₁																																	
CS 11800 050 V1	150	2175	11780	17145																																		

C20-120

ISO 15001 NAMASTE VDI CE E24.54.815.G EM24.54.700/F

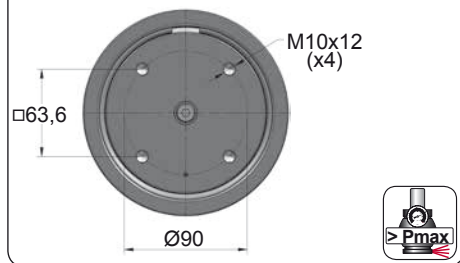
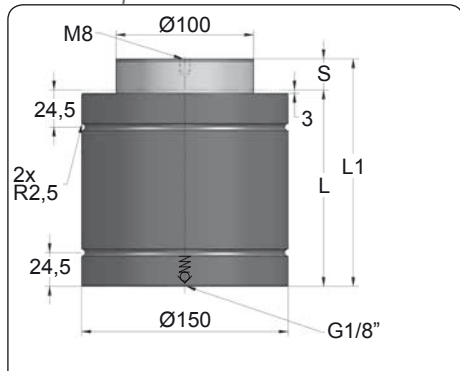
KC 11800



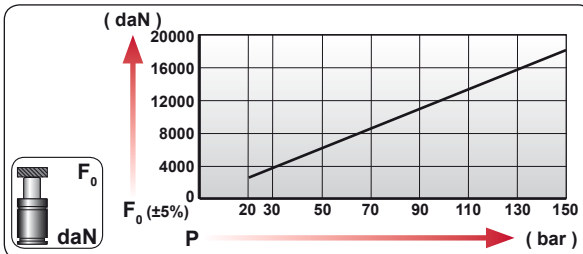
	CODE	CS-KC 11800 050 V1	KIT S-XXXXXXX	C20-120	SKK 12R 1/8
ENG	ORDER	GAS SPRING	REPAIR KIT	FLANGE	CHARGING ADAPTER
DEU	BESTELLUNG	GASDRUCKFEDER	ERSATZTEILSATZ	FLANSCHEN	LADEADAPTER
FRA	COMMANDE	RESSORT À GAZ	KIT DE RÉPARATION	BRIDE	RACCORD DE CHARGE
ITA	ORDINE	CILINDRO AD AZOTO	KIT DI MANUTENZIONE	FLANGE	ADATTATORE DI CARICO
ESP	PEDIDO	RESORTE DE GAS	KIT DE REPARACION	BRIDA	ADAPTADOR DE CARGA
POR	PEDIDO	CILINDRO DE GÁS	KIT DE MANUTENÇÃO	FLANGE	ADAPTADOR DE CARGA

CS 18300 V1

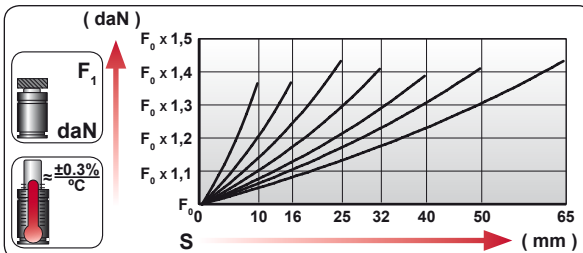
Power Compact Stroke



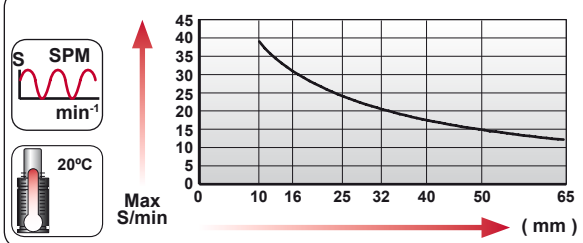
ORDER	S (mm)	L1 ±0,25 (mm)	L (mm)	Kg.
CS 18300 010 V1	10	110	100	9.83
CS 18300 016 V1	16	136	120	10.84
CS 18300 025 V1	25	165	140	11.93
CS 18300 032 V1	32	197	165	13.18
CS 18300 040 V1	40	235	195	14.67
CS 18300 050 V1	50	270	220	16.00
CS 18300 065 V1	65	323	258	18.01



CODE				
	bar	psi	daN	daN
CS 18300 050 V1	150	2175	18410	26340
-----	---	---	---	---



	ENG ORDER DEU BESTELLUNG FRA COMMANDE ITA ORDINE ESP PEDIDO POR PEDIDO		
		daN	mm
		CS 18300 50	
		CS 18300 050 V1	



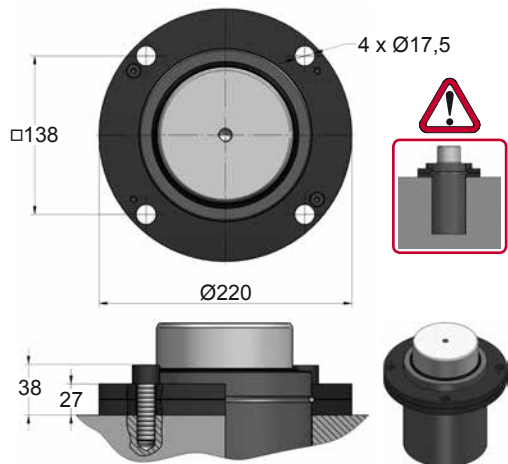
N ₂	S _{max} < 90%	V _{max} 0,5 m/s	P _{min} (20°C)	P _{max} (20°C)	T _{min}	T _{max}	

N ₂	S _{max} < 90%	V _{max} 0,5 m/s	bar psi	bar psi	°C °F	°C °F	°C °F	✗
			20 290	150 2175	0 32	80 176		

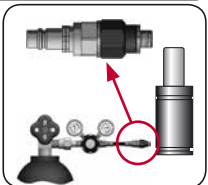
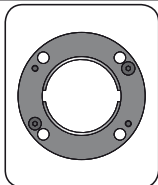



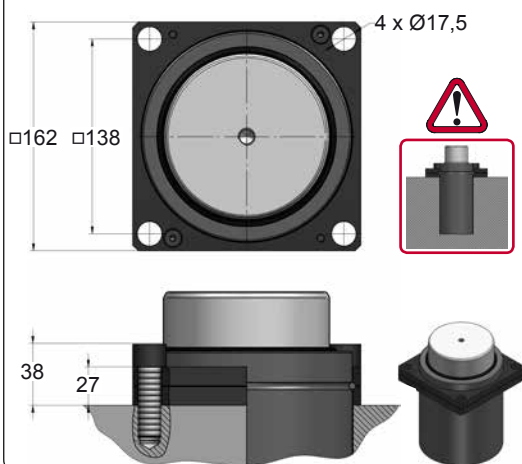
CS 18300 V1 MOUNTS

Power Compact Stroke

A14-150



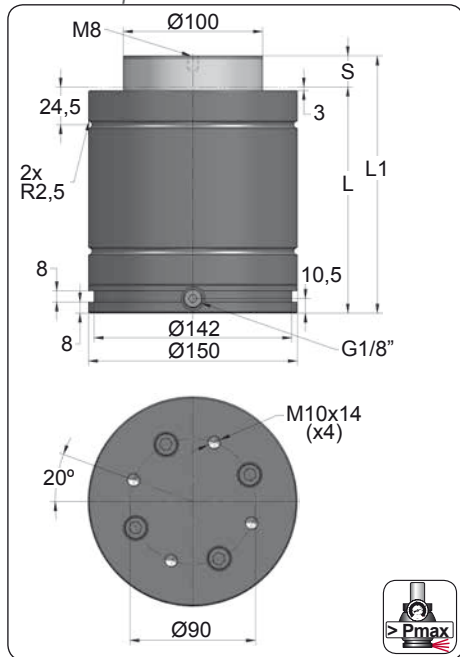
A34-150



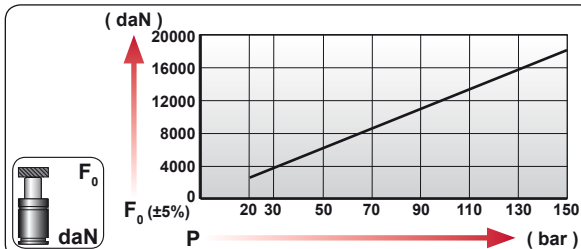
CODE	CS 18300 050 V1	KIT S-XXXXXXX	A14-150	18 CG 1-Q
ENG ORDER	GAS SPRING	REPAIR KIT	FLANGE	CHARGING ADAPTER
DEU BESTELLUNG	GASDRUCKFEDER	ERSATZTEILSATZ	FLANSCHEN	LADEADAPTER
FRA COMMANDE	RESSORT À GAZ	KIT DE RÉPARATION	BRIDE	RACCORD DE CHARGE
ITA ORDINE	CILINDRO AD AZOTO	KIT DI MANUTENZIONE	FLANGE	ADATTATORE DI CARICO
ESP PEDIDO	RESORTE DE GAS	KIT DE REPARACION	BRIDA	ADAPTADOR DE CARGA
POR PEDIDO	CILINDRO DE GÁS	KIT DE MANUTENÇÃO	FLANGE	ADAPTADOR DE CARGA

CS-KC 18300 V1

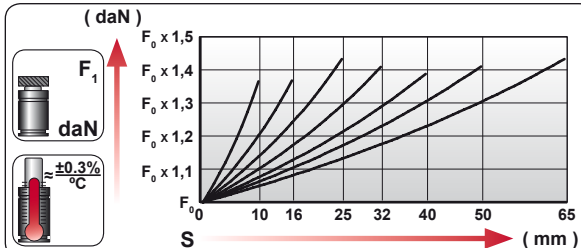
Power Compact Stroke



ORDER	S (mm)	L1 ±0,25 (mm)	L (mm)	Kg.
CS-KC 18300 010 V1	10	130	120	12.21
CS-KC 18300 016 V1	16	156	140	13.22
CS-KC 18300 025 V1	25	185	160	14.31
CS-KC 18300 032 V1	32	217	185	15.56
CS-KC 18300 040 V1	40	255	215	17.05
CS-KC 18300 050 V1	50	290	240	18.38
CS-KC 18300 065 V1	65	343	278	20.39



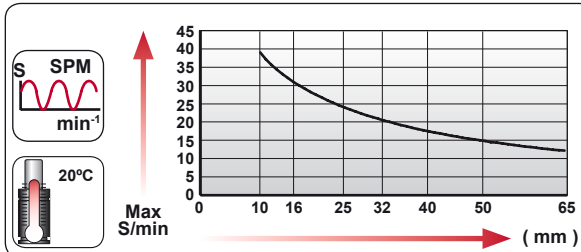
CODE		bar	psi	F ₀ daN	F ₁ daN
-----		---	---	---	---
CS-KC 18300 050 V1		0	0	---	---



	ENG ORDER		daN		mm
	DEU BESTELLUNG				
	FRA COMMANDE				
	ITA ORDINE				
	ESP PEDIDO				
POR PEDIDO					

CS-KC 18300 50

CS-KC 18300 050 V1



--	--	--	--	--	--	--	--

N ₂	S _{max} < 90%	V _{max} 0,5 m/s	bar psi	bar psi	°C °F	°C °F	600 CP-
			20 290	150 2175	0 32	80 176	



CS-KC 18300 V1 MOUNTS

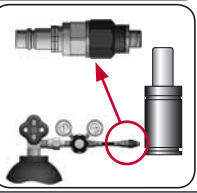
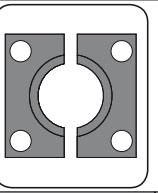
Power Compact Stroke

	<h2>CS-KC</h2>	<h2>CS</h2>																																			
	<table border="1"> <thead> <tr> <th>CODE</th> <th></th> <th></th> <th></th> <th></th> </tr> <tr> <th></th> <th>bar</th> <th>psi</th> <th>daN</th> <th>daN</th> </tr> </thead> <tbody> <tr> <td>CS-KC 18300 050 V1</td> <td></td> <td>0</td> <td>0</td> <td>---</td> </tr> </tbody> </table>	CODE						bar	psi	daN	daN	CS-KC 18300 050 V1		0	0	---	<table border="1"> <thead> <tr> <th>CODE</th> <th></th> <th></th> <th></th> <th></th> </tr> <tr> <th></th> <th>bar</th> <th>psi</th> <th>daN</th> <th>daN</th> </tr> </thead> <tbody> <tr> <td>CS 18300 050 V1</td> <td></td> <td>150</td> <td>2175</td> <td>18410</td> </tr> <tr> <td></td> <td></td> <td></td> <td>26340</td> <td></td> </tr> </tbody> </table>	CODE						bar	psi	daN	daN	CS 18300 050 V1		150	2175	18410				26340	
CODE																																					
	bar	psi	daN	daN																																	
CS-KC 18300 050 V1		0	0	---																																	
CODE																																					
	bar	psi	daN	daN																																	
CS 18300 050 V1		150	2175	18410																																	
			26340																																		

C20-150

ISO 9001 | VALVETECH | VDI | EM24.54.815.G | EM24.54.700/F

KC 18300



CODE	CS-KC 18300 050 V1	KIT S-XXXXXXX	C20-150	SKK 12R 1/8
ENG ORDER	GAS SPRING	REPAIR KIT	FLANGE	CHARGING ADAPTER
DEU BESTELLUNG	GASDRUCKFEDER	ERSATZTEILSATZ	FLANSCHEN	LADEADAPTER
FRA COMMANDE	RESSORT À GAZ	KIT DE RÉPARATION	BRIDE	RACCORD DE CHARGE
ITA ORDINE	CILINDRO AD AZOTO	KIT DI MANUTENZIONE	FLANGE	ADATTATORE DI CARICO
ESP PEDIDO	RESORTE DE GAS	KIT DE REPARACION	BRIDA	ADAPTADOR DE CARGA
POR PEDIDO	CILINDRO DE GÁS	KIT DE MANUTENÇÃO	FLANGE	ADAPTADOR DE CARGA



SPECIAL APPLICATIONS

ROB / ROT



VH

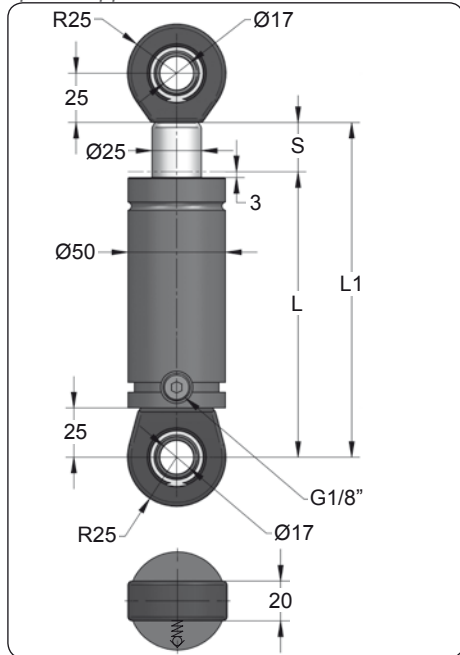


ART

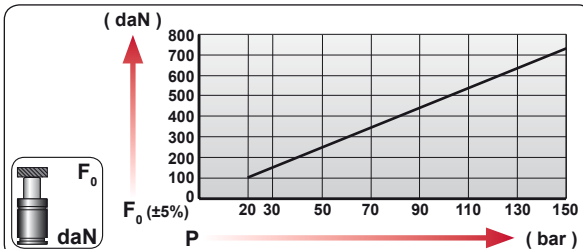


ROB 750

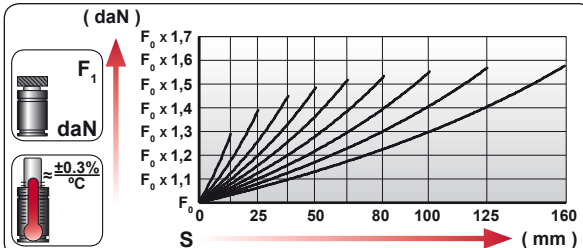
Special Applications



ORDER	S (mm)	L1 ±0,25 (mm)	L (mm)	Kg.
ROB 750 012	12.7	145.4	132.7	1.74
ROB 750 025	25	170	145	1.96
ROB 750 038	38	196	158	2.04
ROB 750 050	50	220	170	2.14
ROB 750 063	63.5	247	183.5	2.24
ROB 750 080	80	280	200	2.44
ROB 750 100	100	320	220	2.68
ROB 750 125	125	370	245	2.84
ROB 750 160	160	440	280	3.12



CODE					
		bar	psi		
ROB 750 050		150	2175	740	1100
-----		---	---	---	---



	ENG	ORDER		
	DEU	BESTELLUNG		
	FRA	COMMANDE		
	ITA	ORDINE		
	ESP	PEDIDO		
POR	PEDIDO			
	ROB	750		50
	ROB	750		050

SEAL KIT S-XXXXXXX

CARTRIDGE KIT C-XXXXXXX

18 CG 1-Q

KIT S-XXXXXXX
KIT C-XXXXXXX

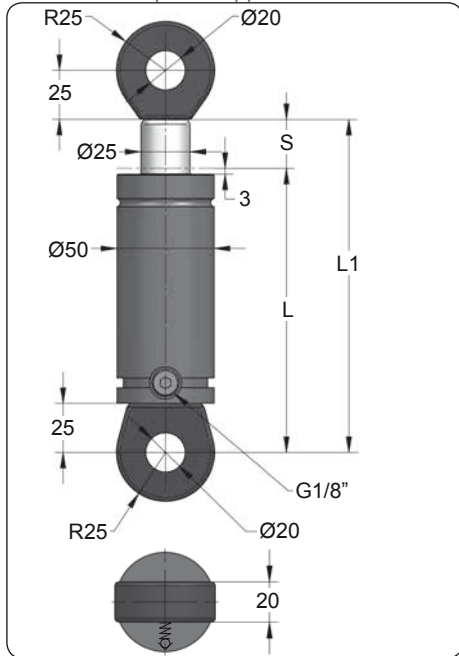
ENG	REPAIR KIT	CHARGING ADAPTER
DEU	ERSATZ	LADEADAPTER
FRA	KIT DE RÉPARATION	RACCORD DE CHARGE
ITA	KIT DI MANUTENZIONE	ADATTATORE DI CARICO
ESP	KIT DE REPARACION	ADAPTADOR DE CARGA
POR	KIT DE MANUTENÇÃO	ADAPTADOR DE CARGA

N ₂	S _{max} < 90%	V _{max} 1,6 m/s	P _{min} (20°C)	P _{max} (20°C)	T _{min}	T _{max}	600 CP-

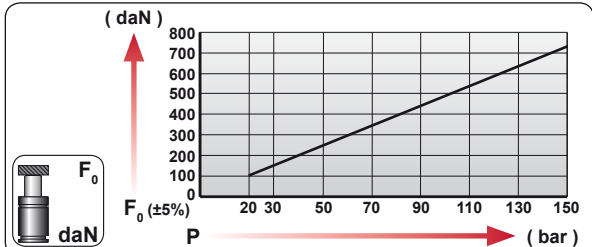
bar	psi	bar	psi	°C	°F	°C	°F
20	290	150	2175	0	32	80	176

AZOL GAS ROT 750

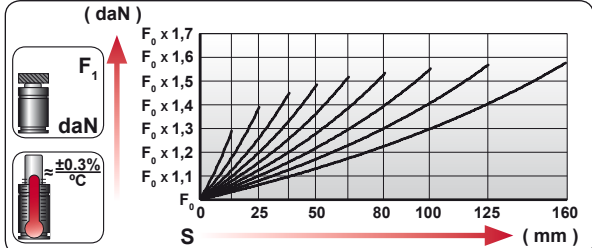
Special Applications



ORDER	S (mm)	L1 ±0,25 (mm)	L (mm)	Kg.
ROT 750 012	12.7	145.4	132.7	1.74
ROT 750 025	25	170	145	1.96
ROT 750 038	38	196	158	2.04
ROT 750 050	50	220	170	2.14
ROT 750 063	63.5	247	183.5	2.24
ROT 750 080	80	280	200	2.44
ROT 750 100	100	320	220	2.68
ROT 750 125	125	370	245	2.84
ROT 750 160	160	440	280	3.12



CODE		bar	psi	F ₀ daN	F ₁ daN
ROT 750 050		150	2175	740	1100
-----	-----	-----	-----	-----	-----



	ENG ORDER		
	DEU BESTELLUNG		
	FRA COMMANDE		
	ITA ORDINE		
	ESP PEDIDO		
POR PEDIDO			

ROT 750 50

ROT 750 050

SEAL KIT S-XXXXXXX CARTRIDGE KIT C-XXXXXXX

KIT S-XXXXXXX
KIT C-XXXXXXX

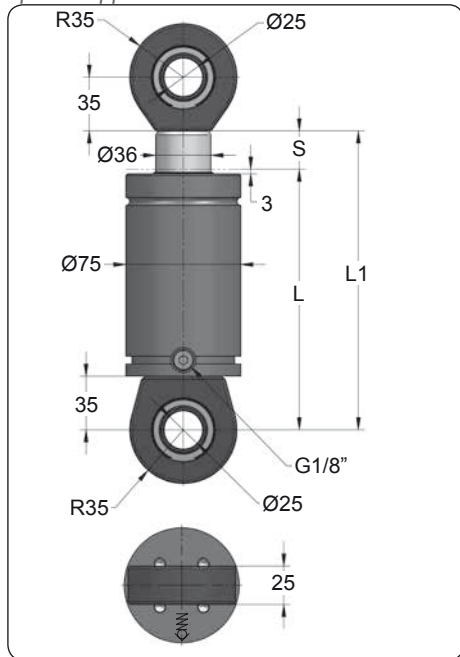
18 CG 1-Q

ENG REPAIR KIT	CHARGING ADAPTER
DEU ERSATZ	LADEADAPTER
FRA KIT DE RÉPARATION	RACCORD DE CHARGE
ITA KIT DI MANUTENZIONE	ADATTATORE DI CARICO
ESP KIT DE REPARACION	ADAPTADOR DE CARGA
POR KIT DE MANUTENÇÃO	ADAPTADOR DE CARGA

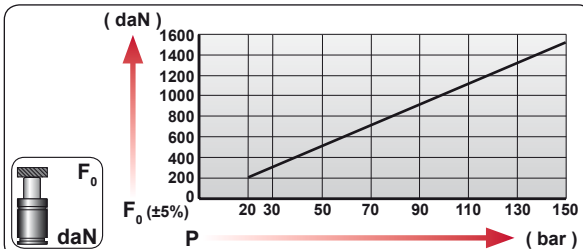
N ₂	Smax < 90%	Vmax 1,6 m/s	bar psi 20 290	bar psi 150 2175	°C °F 0 32	°C °F 80 176	600 CP-

ROB 1500

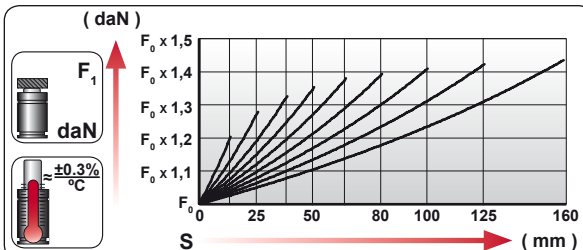
Special Applications



ORDER	S (mm)	L1 ±0,25 (mm)	L (mm)	Kg.
ROB 1500 012	12.7	170.4	157.7	4.36
ROB 1500 025	25	195	170	4.61
ROB 1500 038	38	221	183	4.88
ROB 1500 050	50	245	195	5.12
ROB 1500 063	63.5	272	208.5	5.40
ROB 1500 080	80	305	225	5.73
ROB 1500 100	100	345	245	6.14
ROB 1500 125	125	395	270	6.65
ROB 1500 160	160	465	305	7.37



CODE		Pressure		Force	
		bar	psi	daN	daN
ROB 1500 050		150	2175	1530	2070
-----		---	---	---	---



	ENG ORDER DEU BESTELLUNG FRA COMMANDE ITA ORDINE ESP PEDIDO POR PEDIDO	F ₀ daN S mm
ROB 1500 50		ROB 1500 50
ROB 1500 050		

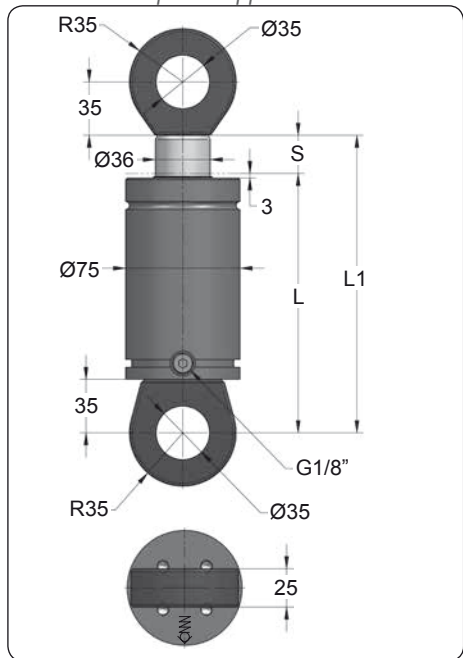
SEAL KIT S-XXXXXXX CARTRIDGE KIT C-XXXXXXX	
KIT S-XXXXXXX KIT C-XXXXXXX	
18 CG 1-Q	
ENG DEU REPAIR KIT FRA KIT DE RÉPARATION ITA KIT DI MANUTENZIONE ESP KIT DE REPARACION POR KIT DE MANUTENÇÃO	CHARGING ADAPTER LADEADAPTER RACCORD DE CHARGE ADATTATORE DI CARICO ADAPTADOR DE CARGA

	S _{max} < 100%	V _{max}	P _{min} (20°C)	P _{max} (20°C)	T _{min}	T _{max}	
--	-------------------------	------------------	-------------------------	-------------------------	------------------	------------------	--

N ₂	S _{max} < 90%	V _{max} 1,6 m/s	bar psi	bar psi	°C °F	°C °F	600 CP-
			20 290	150 2175	0 32	80 176	

AZOL GAS ROT 1500

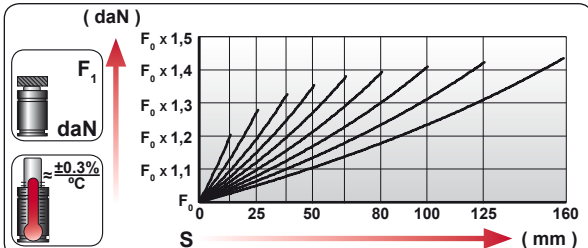
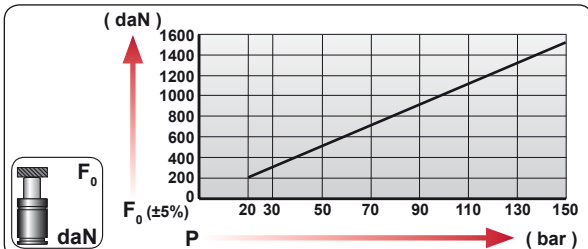
Special Applications



ORDER	S (mm)	L1 ±0,25 (mm)	L (mm)	Kg.
ROT 1500 012	12.7	170.4	157.7	4.36
ROT 1500 025	25	195	170	4.61
ROT 1500 038	38	221	183	4.88
ROT 1500 050	50	245	195	5.12
ROT 1500 063	63.5	272	208.5	5.40
ROT 1500 080	80	305	225	5.73
ROT 1500 100	100	345	245	6.14
ROT 1500 125	125	395	270	6.65
ROT 1500 160	160	465	305	7.37



CODE				
		bar psi	daN	daN
ROT 1500 050		150 2175	1530	2070
-----		-----	-----	-----



	ENG ORDER DEU BESTELLUNG FRA COMMANDE ITA ORDINE ESP PEDIDO POR PEDIDO	daN mm
ROT 1500 50		ROT 1500 050

SEAL KIT S-XXXXXXX
 CARTRIDGE KIT C-XXXXXXX

KIT S-XXXXXXX
KIT C-XXXXXXX

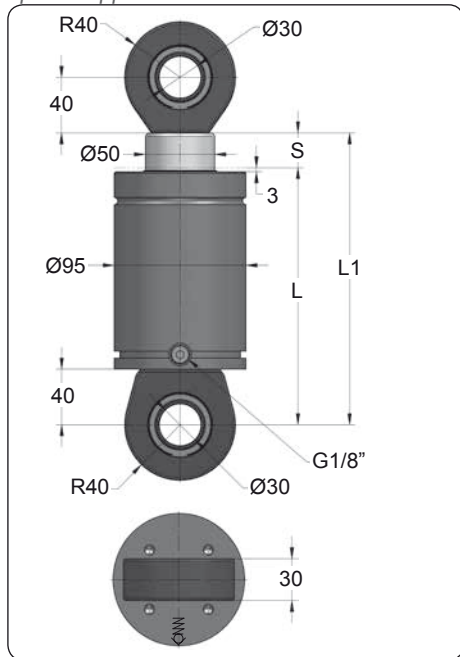
18 CG 1-Q

ENG REPAIR KIT	CHARGING ADAPTER
DEU ERSATZ	LADEADAPTER
FRA KIT DE RÉPARATION	RACCORD DE CHARGE
ITA KIT DI MANUTENZIONE	ADATTATORE DI CARICO
ESP KIT DE REPARACION	ADAPTADOR DE CARGA
POR KIT DE MANUTENÇÃO	ADAPTADOR DE CARGA

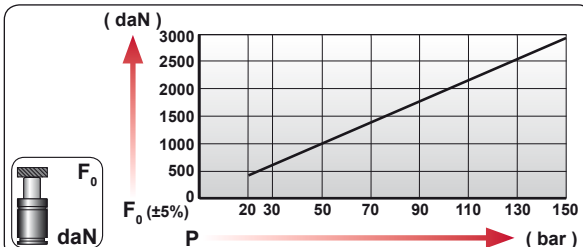
	Smax < 90%	Vmax 1,6 m/s	Pmin (20°C)	Pmax (20°C)	Tmin	Tmax	
N ₂	Smax < 90%	Vmax 1,6 m/s	bar psi 20 290	bar psi 150 2175	°C °F 0 32	°C °F 80 176	600 CP-

ROB 3000

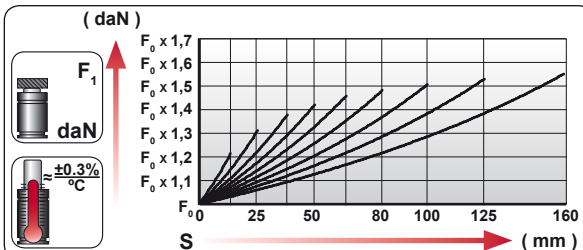
Special Applications



ORDER	S (mm)	L1 ±0,25 (mm)	L (mm)	Kg.
ROB 3000 012	12.7	185.4	172.7	7.68
ROB 3000 025	25	210	185	7.98
ROB 3000 038	38	236	198	8.44
ROB 3000 050	50	260	210	8.98
ROB 3000 063	63.5	287	223.5	9.38
ROB 3000 080	80	320	240	10.39
ROB 3000 100	100	360	260	10.58
ROB 3000 125	125	410	285	11.16
ROB 3000 160	160	480	320	12.26



CODE					
		bar	psi		
ROB 3000 050		150	2175	2945	4180
-----		---	---	---	---



	ENG ORDER		
	DEU BESTELLUNG		
	FRA COMMANDE		
	ITA ORDINE		
	ESP PEDIDO		
POR PEDIDO			

ROB 3000 50

ROB 3000 050

SEAL KIT S-XXXXXXX

CARTRIDGE KIT C-XXXXXXX

KIT S-XXXXXXX
KIT C-XXXXXXX

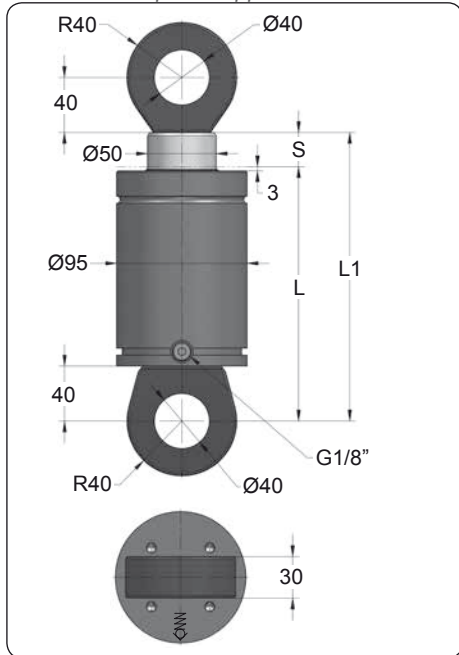
18 CG 1-Q

ENG REPAIR KIT	CHARGING ADAPTER
DEU ERSATZ	LADEADAPTER
FRA KIT DE RÉPARATION	RACCORD DE CHARGE
ITA KIT DI MANUTENZIONE	ADATTATORE DI CARICO
ESP KIT DE REPARACION	ADAPTADOR DE CARGA
POR KIT DE MANUTENÇÃO	ADAPTADOR DE CARGA

N ₂	S _{max} < 90%	V _{max} 1,6 m/s	bar psi 20 290	bar psi 150 2175	°C °F 0 32	°C °F 80 176	600 CP-

AZOL GAS ROT 3000

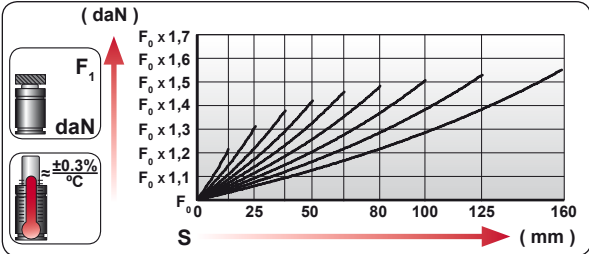
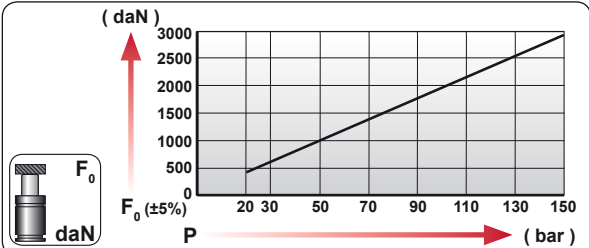
Special Applications



ORDER	S (mm)	L1 ±0,25 (mm)	L (mm)	Kg.
ROT 3000 012	12.7	185.4	172.7	7.68
ROT 3000 025	25	210	185	7.98
ROT 3000 038	38	236	198	8.44
ROT 3000 050	50	260	210	8.98
ROT 3000 063	63.5	287	223.5	9.38
ROT 3000 080	80	320	240	10.39
ROT 3000 100	100	360	260	10.58
ROT 3000 125	125	410	285	11.16
ROT 3000 160	160	480	320	12.26



CODE				
		bar psi	daN	daN
ROT 3000 050		150 2175	2945	4180
-----		-----	-----	-----



	ENG ORDER DEU BESTELLUNG FRA COMMANDE ITA ORDINE ESP PEDIDO POR PEDIDO		
		daN	mm
	ROT 3000 50		
	ROT 3000 050		

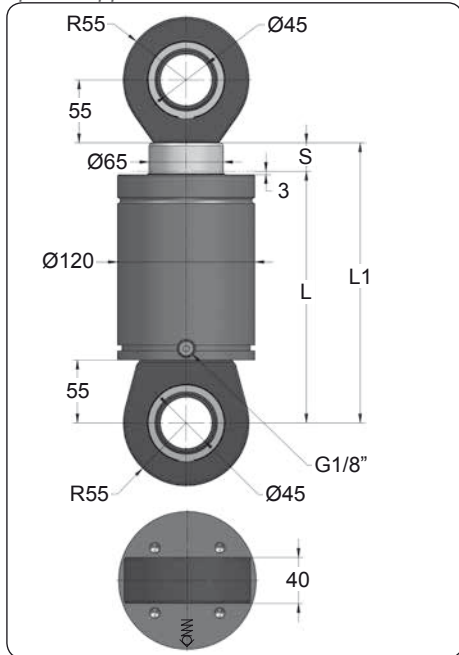
	SEAL KIT S-XXXXXXX		CARTRIDGE KIT C-XXXXXXX		18 CG 1-Q
	KIT S-XXXXXXX		KIT C-XXXXXXX		
ENG DEU FRA ITA ESP POR	REPAIR KIT ERSATZ KIT DE RÉPARATION KIT DI MANUTENZIONE KIT DE REPARACION KIT DE MANUTENÇÃO	CHARGING ADAPTER LADEADAPTER RACCORD DE CHARGE ADATTATORE DI CARICO ADAPTADOR DE CARGA ADAPTADOR DE CARGA			

N ₂	S _{max} < 90%	V _{max} 1,6 m/s	P _{min} (20°C)	P _{max} (20°C)	T _{min}	T _{max}	600 CP-

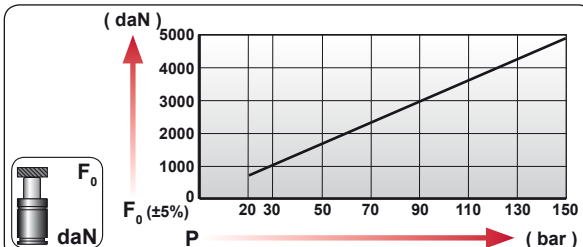
bar psi	bar psi	°C °F	°C °F
20 290	150 2175	0 32	80 176

ROB 5000

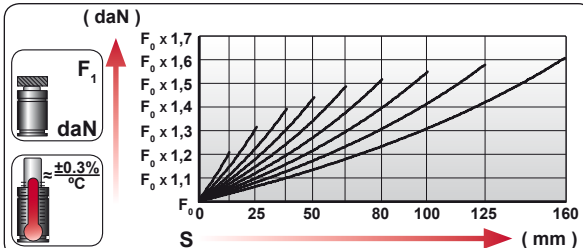
Special Applications



ORDER	S (mm)	L1 ±0,25 (mm)	L (mm)	Kg.
ROB 5000 012	12.7	220.4	207.7	15.79
ROB 5000 025	25	245	220	16.96
ROB 5000 038	38	271	233	17.11
ROB 5000 050	50	295	245	17.45
ROB 5000 063	63.5	322	258.5	18.17
ROB 5000 080	80	355	275	19.76
ROB 5000 100	100	395	295	20.21
ROB 5000 125	125	445	320	21.56
ROB 5000 160	160	515	355	23.36



CODE		Pressure		Force	
		bar	psi	daN	daN
ROB 5000 050		150	2175	4980	7170
-----		---	---	---	---



ENG ORDER	DEU BESTELLUNG	FRA COMMANDE	ITA ORDINE	ESP PEDIDO	POR PEDIDO
ROB	5000	50			
ROB 5000 050					

SEAL KIT S-XXXXXXX

CARTRIDGE KIT C-XXXXXXX

KIT S-XXXXXXX

KIT C-XXXXXXX

18 CG 1-Q

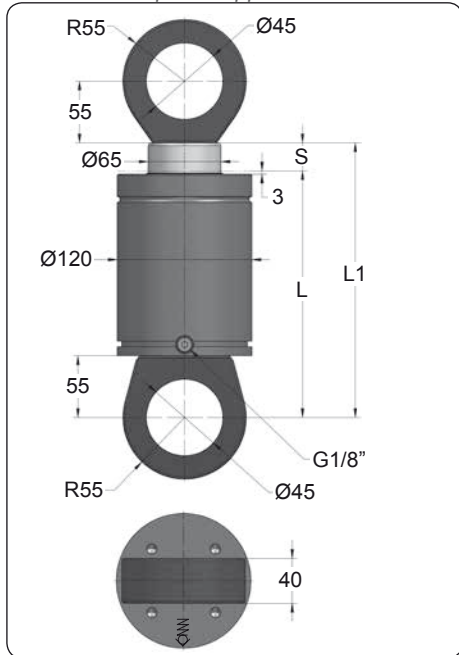
ENG DEU FRA ITA ESP POR	REPAIR KIT ERSATZ KIT DE RÉPARATION KIT DI MANUTENZIONE KIT DE REPARACION KIT DE MANUTENÇÃO	CHARGING ADAPTER LADEADAPTER RACCORD DE CHARGE ADATTATORE DI CARICO ADAPTADOR DE CARGA ADAPTADOR DE CARGA

--	--	--	--	--	--	--	--

N ₂	Smax < 90%	Vmax 1,6 m/s	bar psi 20 290	bar psi 150 2175	°C °F 0 32	°C °F 80 176	600 CP-
----------------	------------	--------------	-------------------	---------------------	---------------	-----------------	---------

AZOL GAS ROT 5000

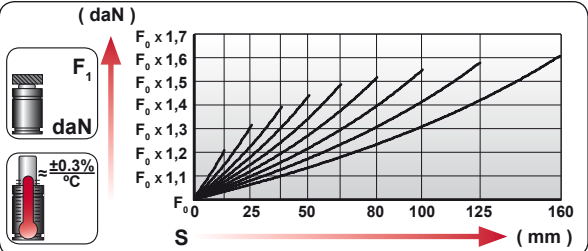
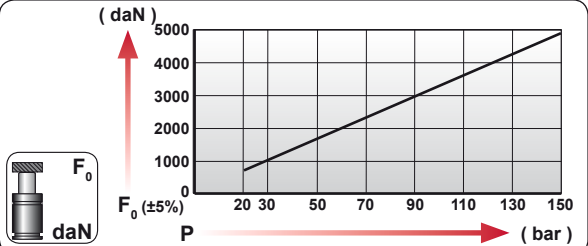
Special Applications



ORDER	S (mm)	L1 ±0,25 (mm)	L (mm)	Kg.
ROT 5000 012	12.7	220.4	207.7	15.79
ROT 5000 025	25	245	220	16.96
ROT 5000 038	38	271	233	17.11
ROT 5000 050	50	295	245	17.45
ROT 5000 063	63.5	322	258.5	18.17
ROT 5000 080	80	355	275	19.76
ROT 5000 100	100	395	295	20.21
ROT 5000 125	125	445	320	21.56
ROT 5000 160	160	515	355	23.36



CODE				
		bar psi	daN	daN
ROT 5000 050		150 2175	4980	7170
-----		---	---	---



	ENG ORDER		
	DEU BESTELLUNG		
	FRA COMMANDE		
	ITA ORDINE		
	ESP PEDIDO		
POR PEDIDO			

ROT 5000 50

ROT 5000 050

SEAL KIT S-XXXXXXX
 CARTRIDGE KIT C-XXXXXXX

KIT S-XXXXXXX
KIT C-XXXXXXX

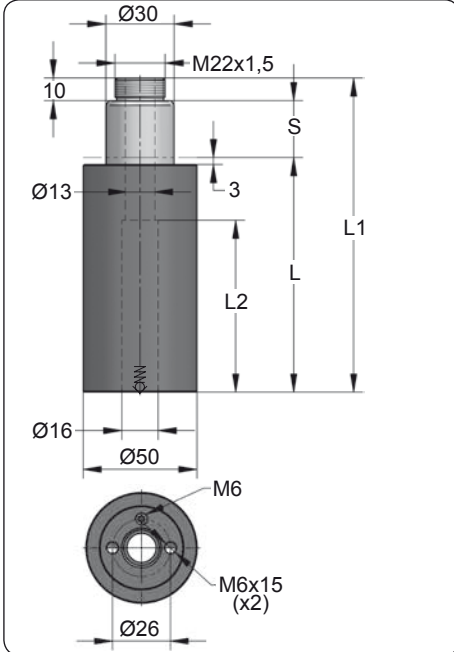
18 CG 1-Q

ENG REPAIR KIT	CHARGING ADAPTER
DEU ERSATZ	LADEADAPTER
FRA KIT DE RÉPARATION	RACCORD DE CHARGE
ITA KIT DI MANUTENZIONE	ADATTATORE DI CARICO
ESP KIT DE REPARACION	ADAPTADOR DE CARGA
POR KIT DE MANUTENÇÃO	ADAPTADOR DE CARGA

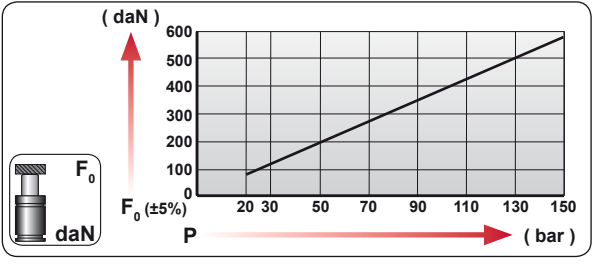
N ₂	S _{max} < 90%	V _{max} 1,6 m/s	bar psi 20 290	bar psi 150 2175	°C °F 0 32	°C °F 80 176	600 CP-

VH 500

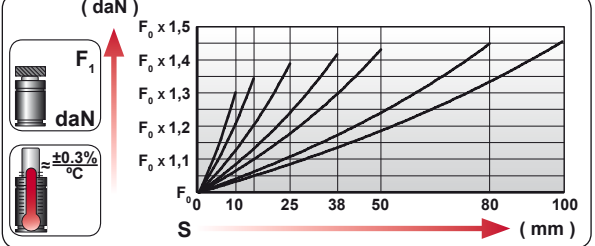
Special Applications



ORDER	S (mm)	L1 ±0,25 (mm)	L (mm)	L2 (mm)	Kg.
VH 500 010	10	108	88	45.5	0.98
VH 500 015	15	118	93	55.5	1.01
VH 500 025	25	138	103	75.5	1.09
VH 500 038	38	164	116	85.5	1.18
VH 500 050	50	188	128	97.5	1.27
VH 500 080	80	248	158	127.5	1.50
VH 500 100	100	288	178	147.5	1.65



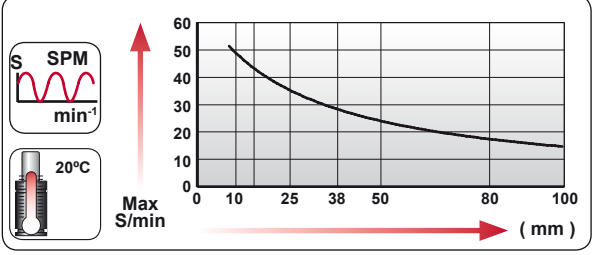
CODE				
		bar psi	daN	daN
VH 500 050		130 1885	510	730
-----		-----	-----	-----



ENG ORDER
 DEU BESTELLUNG
 FRA COMMANDE
 ITA ORDINE
 ESP PEDIDO
 POR PEDIDO

F₀ daN
S mm

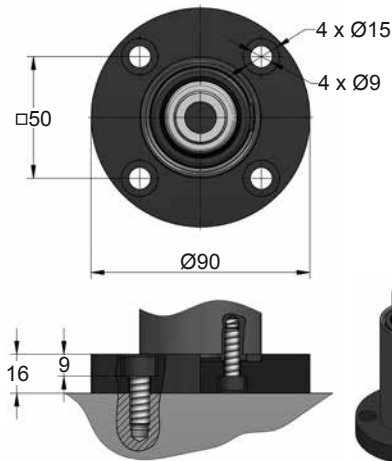
VH 500 50
VH 500 050



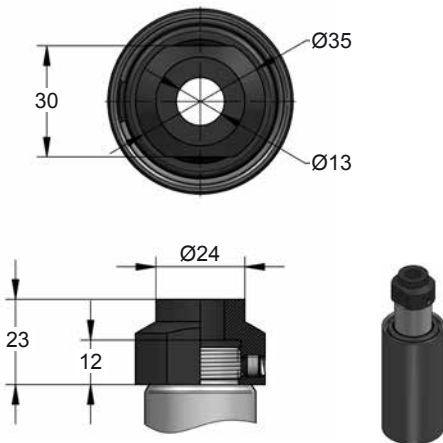
	S_{max} < 100%	V	P_{min} (20°C)	P_{max} (20°C)	T_{min}	T_{max}	
--	----------------------------------	----------	-------------------------------	-------------------------------	------------------------	------------------------	--

N ₂	S _{max} < 90%	V _{max} 0,5 m/s	bar psi	bar psi	°C °F	°C °F	
			20 290	150 2175	0 32	80 176	

B31-050



E33-050



E33-050

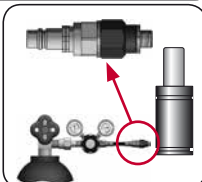
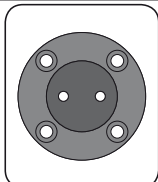
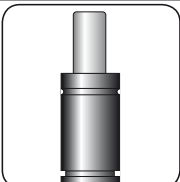
VH 500

B31-050

E33-050

VH 500

B31-050

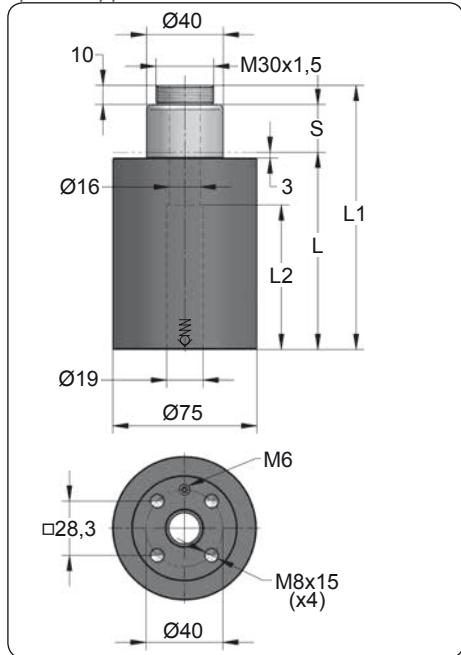


CODE	VH 500 050	KIT S-XXXXXXX KIT C-XXXXXXX	B31-050	06 CG 2-Q
ENG ORDER	GAS SPRING	REPAIR KIT	FLANGE	CHARGING ADAPTER
DEU BESTELLUNG	GASDRUCKFEDER	ERSATZTEILSATZ	FLANSCHEN	LADEADAPTER
FRA COMMANDE	RESSORT À GAZ	KIT DE RÉPARATION	BRIDE	RACCORD DE CHARGE
ITA ORDINE	CILINDRO AD AZOTO	KIT DI MANUTENZIONE	FLANGE	ADATTATORE DI CARICO
ESP PEDIDO	RESORTE DE GAS	KIT DE REPARACION	BRIDA	ADAPTADOR DE CARGA
POR PEDIDO	CILINDRO DE GAS	KIT DE MANUTENÇÃO	FLANGE	ADAPTADOR DE CARGA

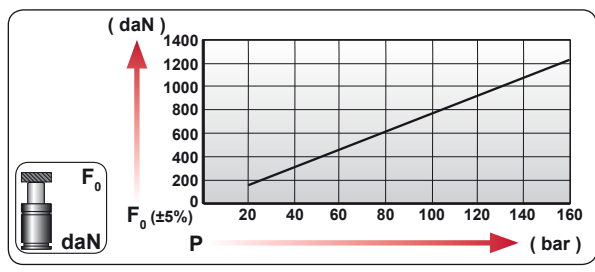
VH 1200

Special Applications

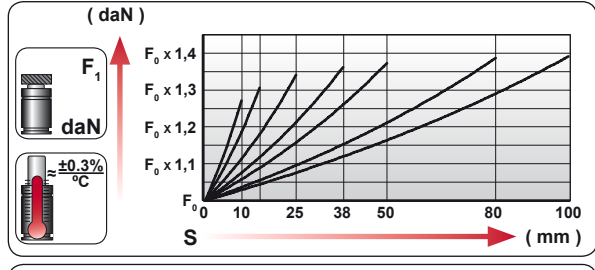




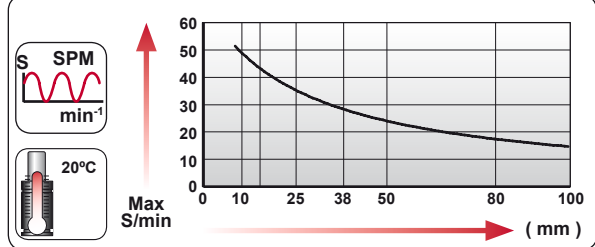
ORDER	S (mm)	L1 ±0,25 (mm)	L (mm)	L2 (mm)	Kg.	CE PED
VH 1200 010	10	108	88	45.5	2.37	
VH 1200 015	15	118	93	55.5	2.45	
VH 1200 025	25	138	103	75.5	2.63	
VH 1200 038	38	164	116	85.5	2.86	
VH 1200 050	50	188	128	97.5	3.08	
VH 1200 080	80	248	158	127.5	3.61	
VH 1200 100	100	288	178	147.5	3.97	



CODE				
		bar psi	daN	daN
VH 1200 050		160 2320	1225	1680
-----		-----	-----	-----



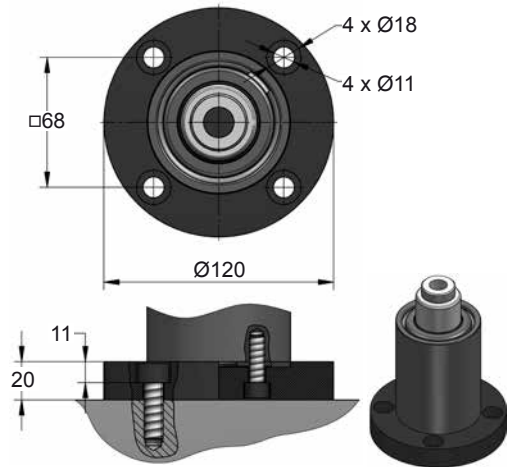
	ENG ORDER DEU BESTELLUNG FRA COMMANDE ITA ORDINE ESP PEDIDO POR PEDIDO	 daN	 mm
VH 1200 50			
VH 1200 050			



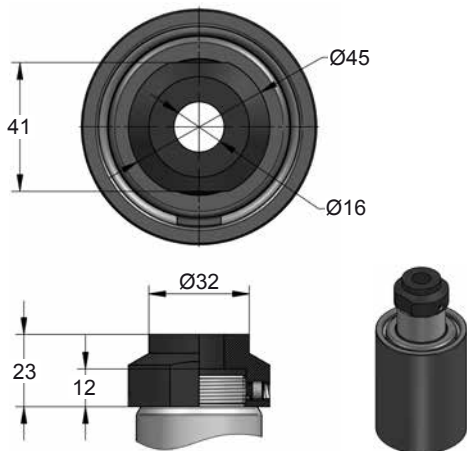
N ₂	S _{max} < 90%	V _{max} 0,5 m/s	P _{min} (20°C)	P _{max} (20°C)	T _{min}	T _{max}	

bar psi	bar psi	°C °F	°C °F	X
20 290	160 2320	0 32	80 176	

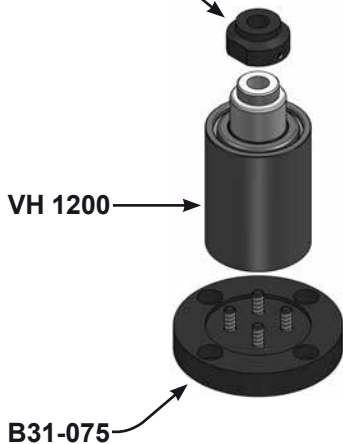
B31-075



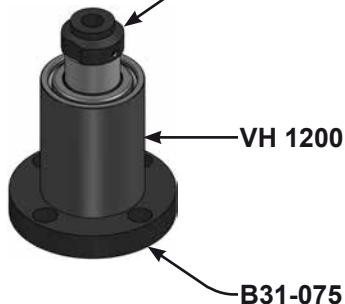
E33-075



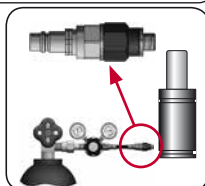
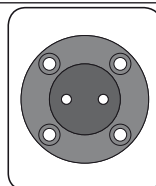
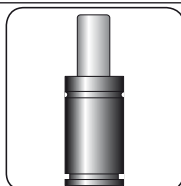

E33-075



E33-075



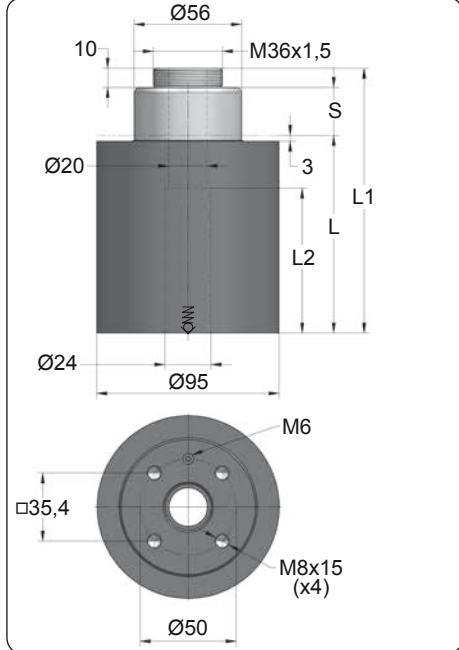
B31-075



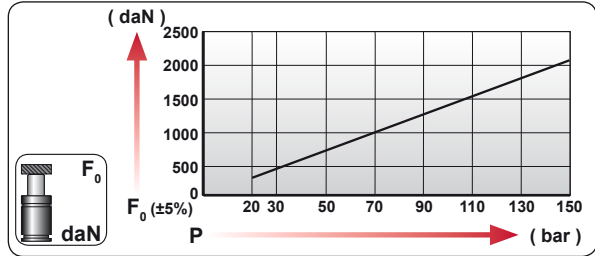
CODE	VH 1200 050	KIT S-XXXXXXX KIT C-XXXXXXX	B31-075	06 CG 2-Q
ENG	ORDER	GAS SPRING	REPAIR KIT	CHARGING ADAPTER
DEU	BESTELLUNG	GASDRUCKFEDER	ERSATZTEILSATZ	LADEADAPTER
FRA	COMMANDE	RESSORT À GAZ	KIT DE RÉPARATION	RACCORD DE CHARGE
ITA	ORDINE	CILINDRO AD AZOTO	KIT DI MANUTENZIONE	ADATTATORE DI CARICO
ESP	PEDIDO	RESORTE DE GAS	KIT DE REPARACION	ADAPTADOR DE CARGA
POR	PEDIDO	CILINDRO DE GAS	KIT DE MANUTENÇÃO	ADAPTADOR DE CARGA

VH 2200

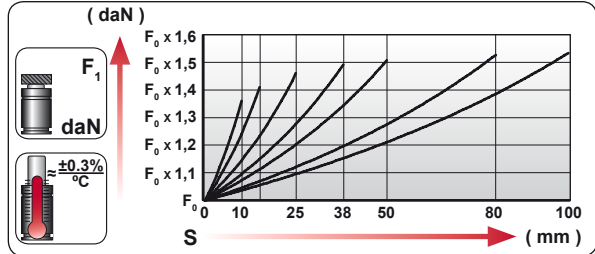
Special Applications



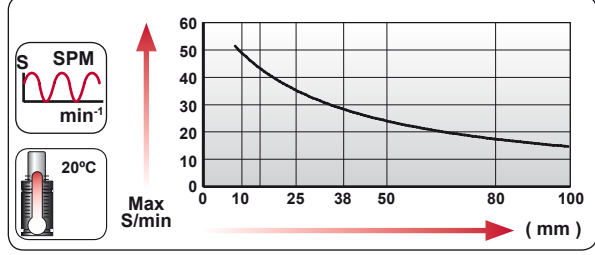
ORDER	S (mm)	L1 ±0,25 (mm)	L (mm)	L2 (mm)	Kg.
VH 2200 010	10	108	88	45.5	3.88
VH 2200 015	15	118	93	55.5	4.04
VH 2200 025	25	138	103	75.5	4.36
VH 2200 038	38	164	116	85.5	4.77
VH 2200 050	50	188	128	97.5	5.16
VH 2200 080	80	248	158	127.5	6.12
VH 2200 100	100	288	178	147.5	6.76



CODE				
		bar psi	daN	daN
VH 2200 050		150 2175	2168	3310
-----		-----	-----	-----



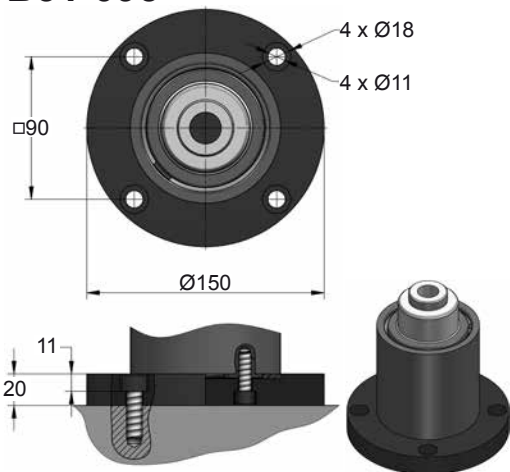
	ENG ORDER DEU BESTELLUNG FRA COMMANDE ITA ORDINE ESP PEDIDO POR PEDIDO		
		daN	mm
		VH 2200	50
		VH 2200 050	



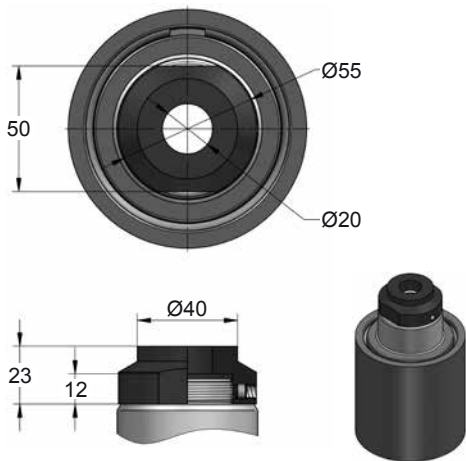
N ₂	S _{max} < 90%	V _{max} 0,5 m/s	P _{min} (20°C)	P _{max} (20°C)	T _{min}	T _{max}	

bar	psi	bar	psi	°C	°F	°C	°F	
20	290	150	2175	0	32	80	176	

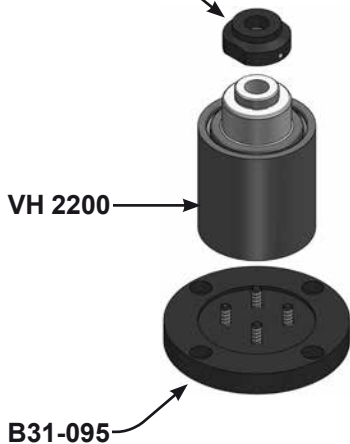
B31-095



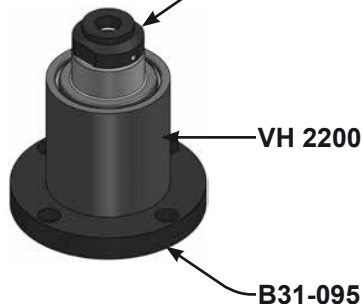
E33-095



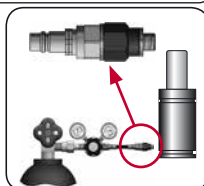
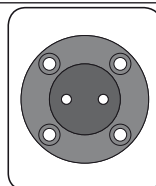
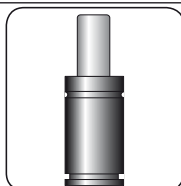

E33-095



E33-095



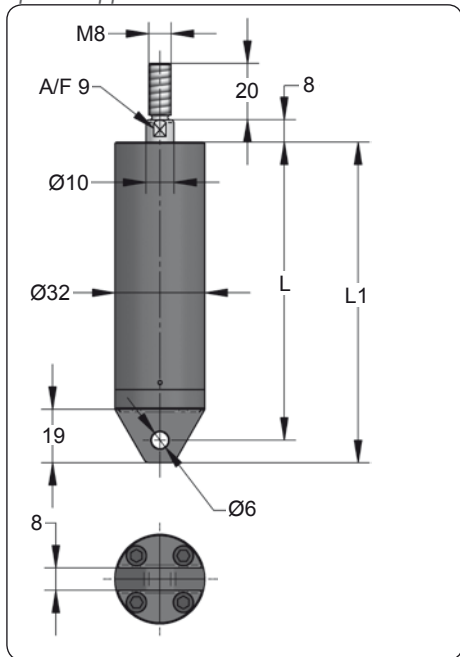
B31-095



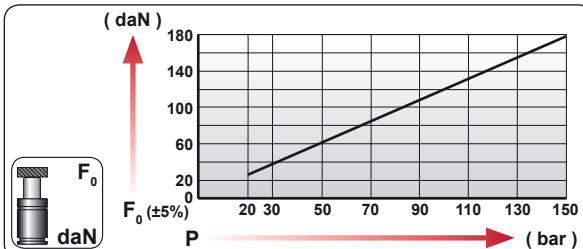
CODE	VH 2200 050	KIT S-XXXXXXX KIT C-XXXXXXX	B31-095	06 CG 2-Q
ENG	ORDER	GAS SPRING	FLANGE	CHARGING ADAPTER
DEU	BESTELLUNG	GASDRUCKFEDER	FLANSCH	LADEADAPTER
FRA	COMMANDE	RESSORT À GAZ	BRIDE	RACCORD DE CHARGE
ITA	ORDINE	CILINDRO AD AZOTO	FLANGE	ADATTATORE DI CARICO
ESP	PEDIDO	RESORTE DE GAS	BRIDA	ADAPTADOR DE CARGA
POR	PEDIDO	CILINDRO DE GÁS	FLANGE	ADAPTADOR DE CARGA

ART 180

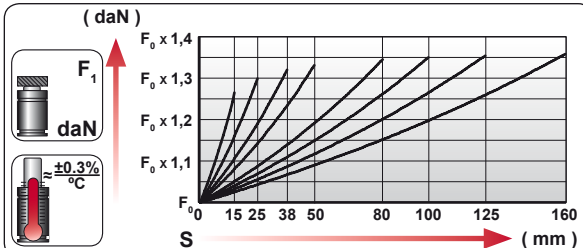
Special Applications



ORDER	S (mm)	L1 ±0,25 (mm)	L (mm)	Kg.
ART 180 015	15	114	106	0.52
ART 180 025	25	134	126	0.59
ART 180 038	38	160	152	0.67
ART 180 050	50	184	176	0.74
ART 180 080	80	244	236	0.93
ART 180 100	100	284	276	1.06
ART 180 125	125	334	326	1.21
ART 180 160	160	404	396	1.43



CODE		Pressure			
		bar	psi		
ART 180 050		150	2175	180	240
-----		---	---	---	---



	ENG	ORDER		
	DEU	BESTELLUNG		
	FRA	COMMANDE		
	ITA	ORDINE		
	ESP	PEDIDO		
POR	PEDIDO			
	ART	180	50	
	ART 180 050			

SEAL KIT S-XXXXXXX

CARTRIDGE KIT C-XXXXXXX

18 CG 1-Q

KIT S-XXXXXXX
KIT C-XXXXXXX

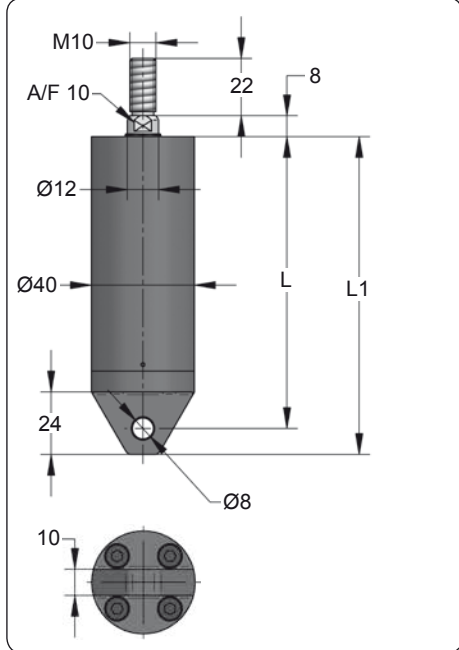
ENG	REPAIR KIT	CHARGING ADAPTER
DEU	ERSATZ	LADEADAPTER
FRA	KIT DE RÉPARATION	RACCORD DE CHARGE
ITA	KIT DI MANUTENZIONE	ADATTATORE DI CARICO
ESP	KIT DE REPARACION	ADAPTADOR DE CARGA
POR	KIT DE MANUTENÇÃO	ADAPTADOR DE CARGA

N ₂	S _{max} < 90%	V _{max} 0,5 m/s	P _{min} (20°C)	P _{max} (20°C)	T _{min}	T _{max}	

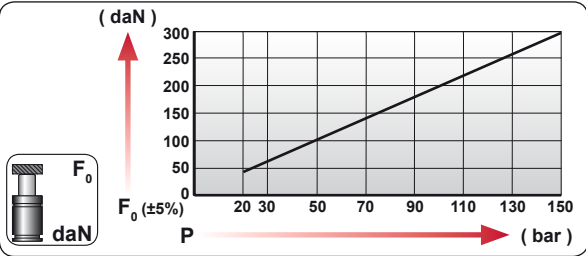
bar	psi	bar	psi	°C	°F	°C	°F	X
20	290	150	2175	0	32	80	176	

AZOL GAS ART 300

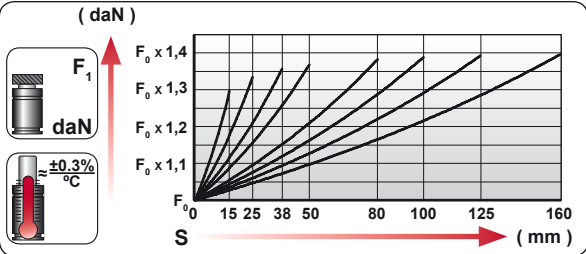
Special Applications



ORDER	S (mm)	L1 ±0,25 (mm)	L (mm)	Kg.
ART 300 015	15	122	112	0.83
ART 300 025	25	142	132	0.93
ART 300 038	38	168	158	1.05
ART 300 050	50	192	182	1.17
ART 300 080	80	252	242	1.46
ART 300 100	100	292	282	1.65
ART 300 125	125	342	332	1.89
ART 300 160	160	412	402	2.23



CODE		bar	psi	F ₀ daN	F ₁ daN
ART 300 050		150	2175	300	410
-----		---	---	---	---



	ENG ORDER		F ₀ daN		S mm
	DEU BESTELLUNG				
	FRA COMMANDE				
	ITA ORDINE				
	ESP PEDIDO				
POR PEDIDO					

ART 300 50

ART 300 050

SEAL KIT S-XXXXXXX

CARTRIDGE KIT C-XXXXXXX

KIT S-XXXXXXX
KIT C-XXXXXXX

18 CG 1-Q

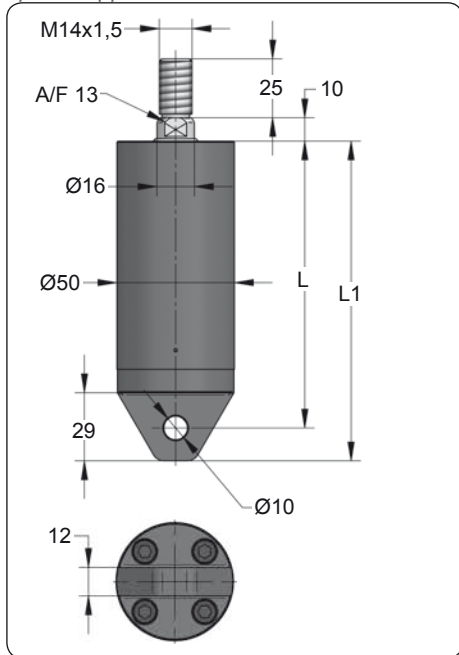
ENG REPAIR KIT	CHARGING ADAPTER
DEU ERSATZ	LADEADAPTER
FRA KIT DE RÉPARATION	RACCORD DE CHARGE
ITA KIT DI MANUTENZIONE	ADATTATORE DI CARICO
ESP KIT DE REPARACION	ADAPTADOR DE CARGA
POR KIT DE MANUTENÇÃO	ADAPTADOR DE CARGA

N ₂	Smax < 90%	Vmax 0,5 m/s	Pmin (20°C)	Pmax (20°C)	Tmin	Tmax	

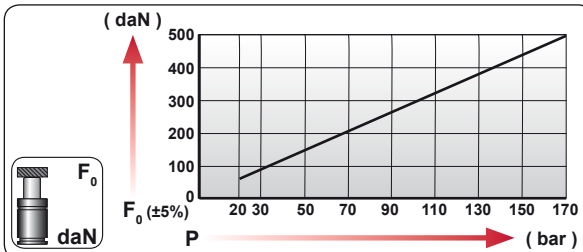
bar	psi	bar	psi	°C	°F	°C	°F	X
20	290	150	2175	0	32	80	176	

ART 500

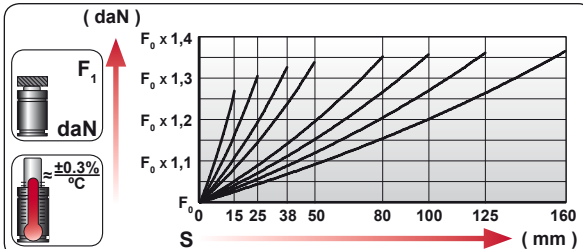
Special Applications



ORDER	S (mm)	L1 ±0,25 (mm)	L (mm)	Kg.
ART 500 015	15	136	122	1.50
ART 500 025	25	156	142	1.64
ART 500 038	38	182	168	1.82
ART 500 050	50	206	192	1.99
ART 500 080	80	266	252	2.41
ART 500 100	100	306	292	2.69
ART 500 125	125	356	342	3.05
ART 500 160	160	426	412	3.54



CODE					
		bar	psi		
ART 500 050		170	2465	500	670
-----		---	---	---	---



	ENG ORDER		
	DEU BESTELLUNG	daN	mm
	FRA COMMANDE		
	ITA ORDINE		
	ESP PEDIDO		
POR PEDIDO			

ART 500 50

ART 500 050

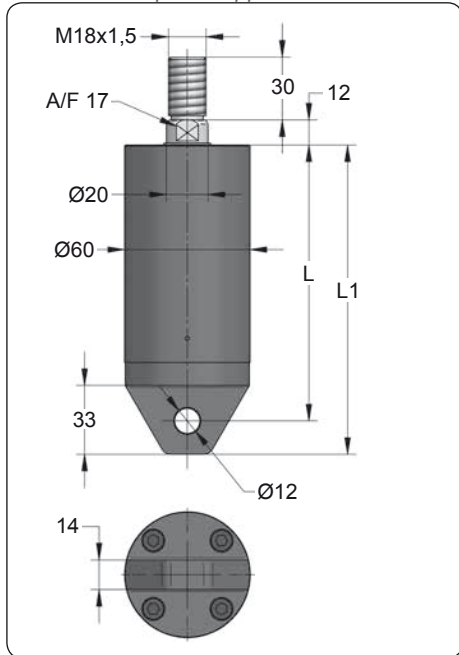
	SEAL KIT S-XXXXXXX		CARTRIDGE KIT C-XXXXXXX	
	KIT S-XXXXXXX		KIT C-XXXXXXX	
ENG DEU	REPAIR KIT ERSATZ	CHARGING ADAPTER LADEADAPTER		
FRA	KIT DE RÉPARATION	RACCORD DE CHARGE		
ITA	KIT DI MANUTENZIONE	ADATTATORE DI CARICO		
ESP	KIT DE REPARACION	ADAPTADOR DE CARGA		
POR	KIT DE MANUTENÇÃO	ADAPTADOR DE CARGA		

N ₂	S _{max} < 90%	V _{max} 0,5 m/s	P _{min} (20°C)	P _{max} (20°C)	T _{min}	T _{max}	

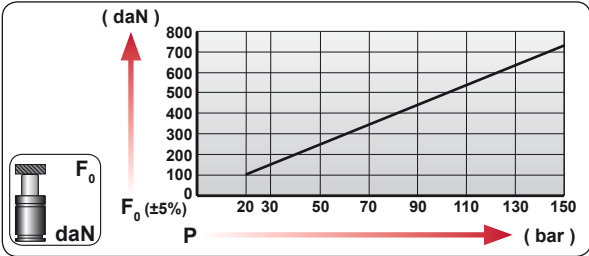
bar	psi	bar	psi	°C	°F	°C	°F	X
20	290	170	2465	0	32	80	176	

AZOL GAS ART 750

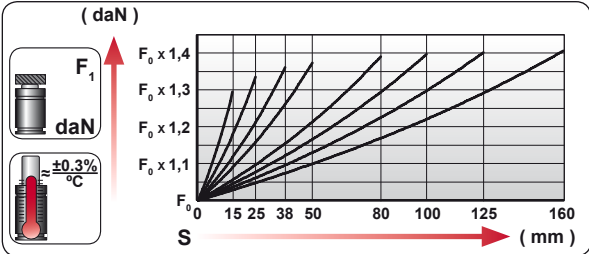
Special Applications



ORDER	S (mm)	L1 ±0,25 (mm)	L (mm)	Kg.
ART 750 015	15	148	132	2.32
ART 750 025	25	168	152	2.52
ART 750 038	38	194	178	2.77
ART 750 050	50	218	202	3.00
ART 750 080	80	278	262	3.59
ART 750 100	100	318	302	3.98
ART 750 125	125	368	352	4.47
ART 750 160	160	438	422	5.16



CODE		bar	psi		
ART 750 050		150	2175	735	1010
-----	-----	-----	-----	-----	-----



	ENG ORDER		
	DEU BESTELLUNG	daN	mm
	FRA COMMANDE		
	ITA ORDINE		
	ESP PEDIDO		
POR PEDIDO			

ART 750 50

ART 750 050

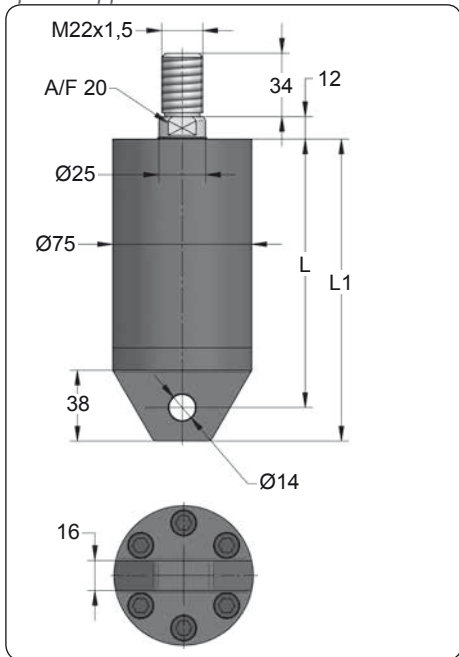
	SEAL KIT S-XXXXXXX		CARTRIDGE KIT C-XXXXXXX	
	KIT S-XXXXXXX		KIT C-XXXXXXX	
ENG REPAIR KIT	REPAIR KIT	ENG CHARGING ADAPTER	CHARGING ADAPTER	
DEU ERSATZ	ERSATZ	DEU LADEADAPTER	LADEADAPTER	
FRA KIT DE RÉPARATION	KIT DE RÉPARATION	FRA RACCORD DE CHARGE	RACCORD DE CHARGE	
ITA KIT DI MANUTENZIONE	KIT DI MANUTENZIONE	ITA ADATTATORE DI CARICO	ADATTATORE DI CARICO	
ESP KIT DE REPARACION	KIT DE REPARACION	ESP ADAPTADOR DE CARGA	ADAPTADOR DE CARGA	
POR KIT DE MANUTENÇÃO	KIT DE MANUTENÇÃO	POR ADAPTADOR DE CARGA	ADAPTADOR DE CARGA	

N ₂	S _{max} < 90%	V _{max} 0,5 m/s	P _{min} (20°C)	P _{max} (20°C)	T _{min}	T _{max}	

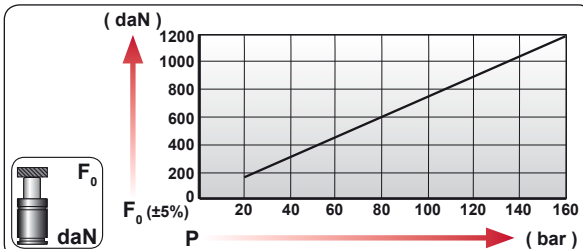
bar	psi	bar	psi	°C	°F	°C	°F	X
20	290	150	2175	0	32	80	176	

ART 1200

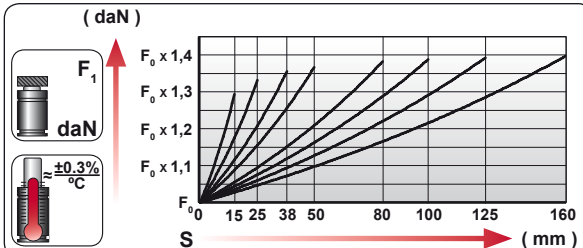
Special Applications



ORDER	S (mm)	L1 ±0,25 (mm)	L (mm)	Kg.
ART 1200 015	15	162	144	4.01
ART 1200 025	25	182	164	4.33
ART 1200 038	38	208	190	4.74
ART 1200 050	50	232	214	5.12
ART 1200 080	80	292	274	6.06
ART 1200 100	100	332	314	6.69
ART 1200 125	125	382	364	7.48
ART 1200 160	160	452	434	8.58



CODE		bar	psi	F ₀ daN	F ₁ daN
ART 1200 050		160	2320	1200	1640
-----		---	---	---	---



	ENG ORDER		
	DEU BESTELLUNG		
	FRA COMMANDE		
	ITA ORDINE		
	ESP PEDIDO		
POR PEDIDO			

ART 1200 50

ART 1200 050

SEAL KIT S-XXXXXXX CARTRIDGE KIT C-XXXXXXX

KIT S-XXXXXXX
KIT C-XXXXXXX

18 CG 1-Q

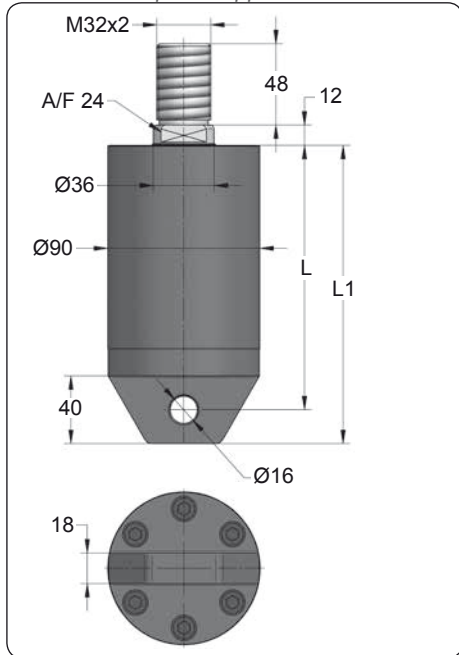
ENG REPAIR KIT	CHARGING ADAPTER
DEU ERSATZ	LADEADAPTER
FRA KIT DE RÉPARATION	RACCORD DE CHARGE
ITA KIT DI MANUTENZIONE	ADATTATORE DI CARICO
ESP KIT DE REPARACION	ADAPTADOR DE CARGA
POR KIT DE MANUTENÇÃO	ADAPTADOR DE CARGA

N ₂	S _{max} < 90%	V _{max} 0,5 m/s	P _{min} (20°C)	P _{max} (20°C)	T _{min}	T _{max}	

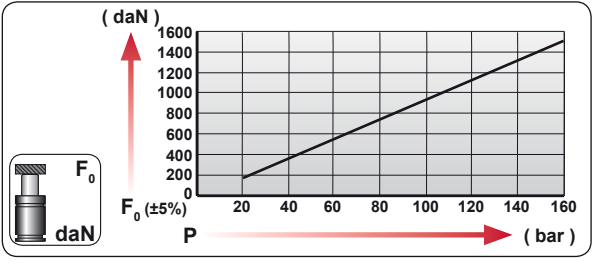
bar	psi	bar	psi	°C	°F	°C	°F	X
20	290	160	2320	0	32	80	176	

AZOL GAS ART 1500

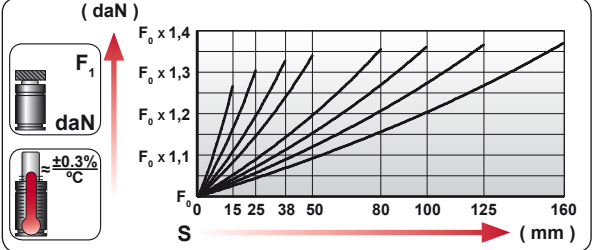
Special Applications



ORDER	S (mm)	L1 ±0,25 (mm)	L (mm)	Kg.	
ART 1500 015	15	176	156	6.56	
ART 1500 025	25	196	176	7.02	
ART 1500 038	38	222	202	7.63	
ART 1500 050	50	246	226	8.19	
ART 1500 080	80	306	286	9.58	
ART 1500 100	100	346	326	10.51	
ART 1500 125	125	396	376	11.68	
ART 1500 160	160	466	446	13.30	



CODE		bar	psi	F ₀ daN	F ₁ daN
ART 1500 050		160	2320	1500	2010
-----		-----	-----	-----	-----



	ENG ORDER DEU BESTELLUNG FRA COMMANDE ITA ORDINE ESP PEDIDO POR PEDIDO	F ₀ daN	S mm
ART 1500 50		ART 1500 050	

SEAL KIT S-XXXXXXX	CARTRIDGE KIT C-XXXXXXX		18 CG 1-Q
ENG REPAIR KIT DEU ERSATZ FRA KIT DE RÉPARATION ITA KIT DI MANUTENZIONE ESP KIT DE REPARACION POR KIT DE MANUTENÇÃO	CHARGING ADAPTER LADEADAPTER RACCORD DE CHARGE ADATTATORE DI CARICO ADAPTADOR DE CARGA ADAPTADOR DE CARGA		









N ₂	S _{max} < 90%	V _{max} 0,5 m/s	P _{min} (20°C)	P _{max} (20°C)	T _{min}	T _{max}	

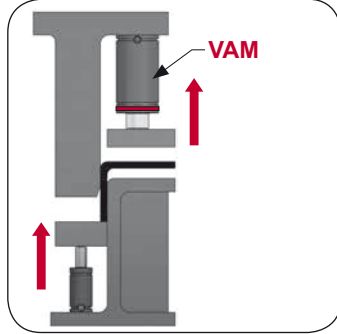
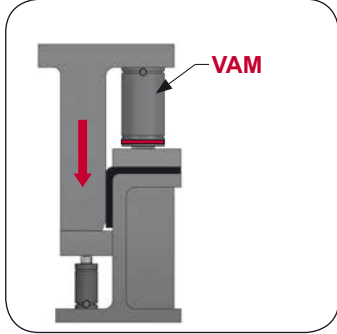
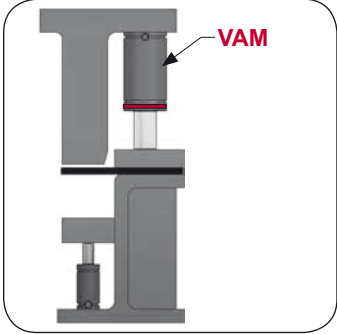
bar	psi	bar	psi	°C	°F	°C	°F	
20	290	160	2320	0	32	80	176	





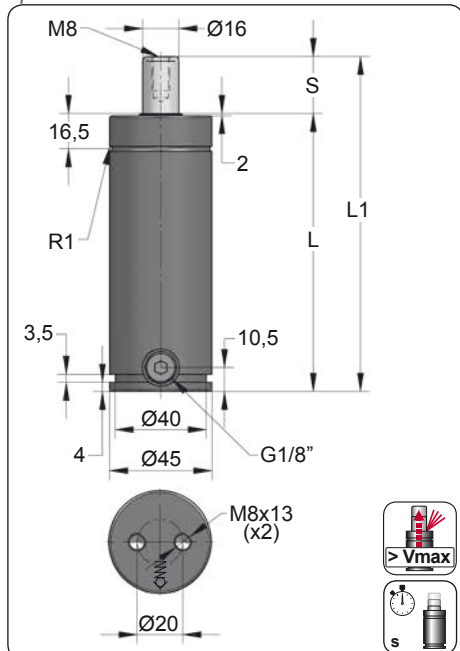
VAM SPEED CONTROL

MODEL								
VAM 300 V1	300	Ø45	25 - 100	135 - 285	150	G1/8"	<input checked="" type="checkbox"/>	<input checked="" type="checkbox"/>
VAM 750	750	Ø75	25 - 125	160 - 360	75	G1/8"	<input checked="" type="checkbox"/>	<input checked="" type="checkbox"/>
VAM 1500	1500	Ø95	25 - 125	170 - 370	75	G1/8"	<input checked="" type="checkbox"/>	<input checked="" type="checkbox"/>
VAM 3000	3000	Ø120	25 - 125	190 - 390	90	G1/8"	<input checked="" type="checkbox"/>	<input checked="" type="checkbox"/>
VAM 5000	5000	Ø150	25 - 125	205 - 405	100	G1/8"	<input checked="" type="checkbox"/>	<input checked="" type="checkbox"/>
VAM 7500	7500	Ø195	25 - 125	210 - 410	105	G1/8"	<input checked="" type="checkbox"/>	<input checked="" type="checkbox"/>



VAM 300 V1

Speed Control



ORDER	S (mm)	L1 ±0,25 (mm)	L (mm)	Kg.
VAM 300 025 V1	25	135	110	1.12
VAM 300 038 V1	38	161	123	1.20
VAM 300 050 V1	50	185	135	1.27
VAM 300 063 V1	63,5	212	148,5	1.35
VAM 300 080 V1	80	245	165	1.45
VAM 300 100 V1	100	285	185	1.57

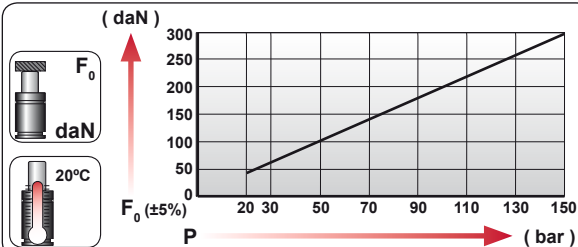
$$t_{max} = k \times S_U$$

	k
VAM 300 V1	0.015

Max. delay time (t_{max})

Constant (k)

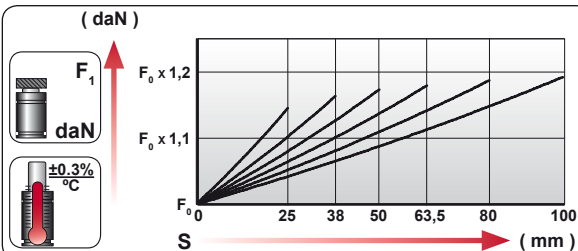
Stroke used (S_U)



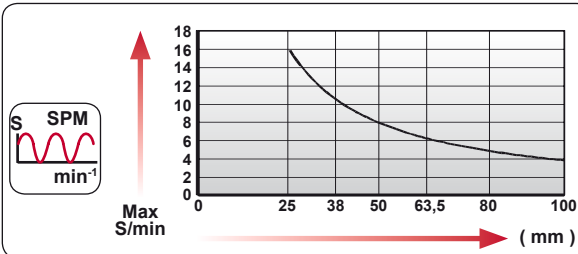
CODE	Pressure		Force	
	bar	psi	daN	daN
VAM 300 V1	150	2175	300	350

-Slight initial return back depends on the stroke used.

-Return at constant slowed speed.



	ENG ORDER DEU BESTELLUNG FRA COMMANDE ITA ORDINE ESP PEDIDO POR PEDIDO	<p>F_0 daN</p>	<p>S mm</p>
<p>VAM 300 50</p>			
<p>VAM 300 050 V1</p>			



N_2	$S_{max} < 90\%$	$V_{max} 0,5 \text{ m/s}$	Pmin (20°C)	Pmax (20°C)	Tmin	Tmax	600 CP-

bar	psi	bar	psi	°C	°F	°C	°F
20	290	150	2175	0	32	80	176

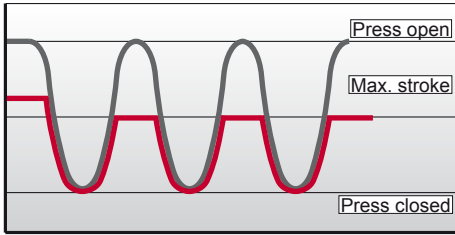


VAM 300 V1

Speed Control

CONVENTIONAL

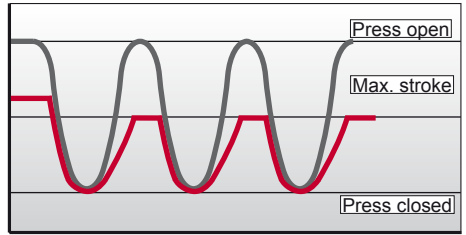
Stroke



Time

VAM

Stroke



Time

DATA REQUIRED



• Desired force (daN) :



• Total stroke (mm) :



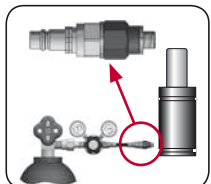
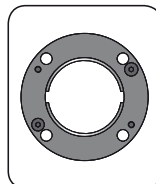
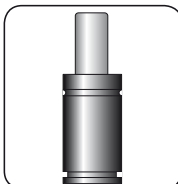
• Stroke used (mm) :



• Number of cycles per minute :



• Desired delay time (eg. 1 second) :



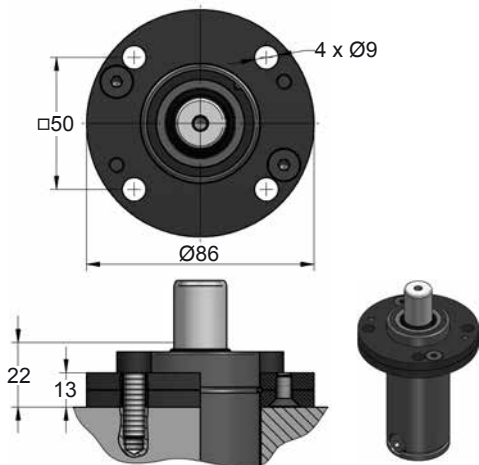
CODE	VAM 300 050 V1	KIT S-XXXXXXX KIT C-XXXXXXX	A14-045	18 CG 1-Q
ENG ORDER	GAS SPRING	REPAIR KIT	FLANGE	CHARGING ADAPTER
DEU BESTELLUNG	GASDRUCKFEDER	ERSATZTEILSATZ	FLANSCH	LADEADAPTER
FRA COMMANDE	RESSORT À GAZ	KIT DE RÉPARATION	BRIDE	RACCORD DE CHARGE
ITA ORDINE	CILINDRO AD AZOTO	KIT DI MANUTENZIONE	FLANGE	ADATTATORE DI CARICO
ESP PEDIDO	RESORTE DE GAS	KIT DE REPARACION	BRIDA	ADAPTADOR DE CARGA
POR PEDIDO	CILINDRO DE GÁS	KIT DE MANUTENÇÃO	FLANGE	ADAPTADOR DE CARGA

VAM 300 V1 MOUNTS

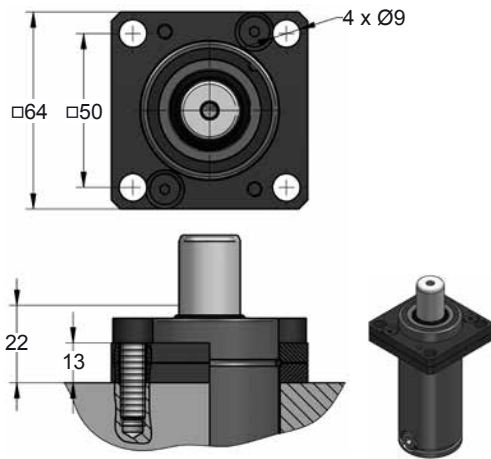
Speed Control

**AZOL
GAS** 

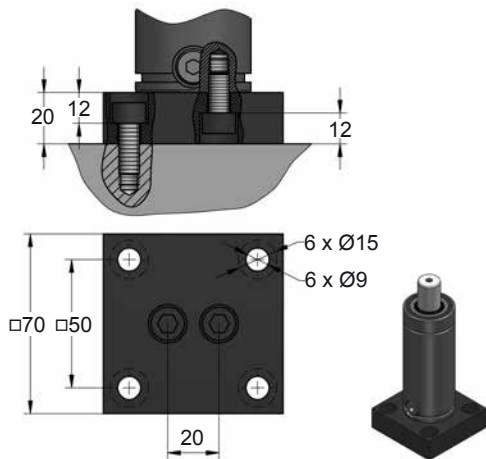
A14-045

E24.54.815.G
EM24.54.700F

A34-045



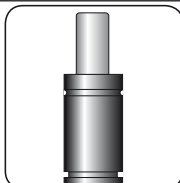
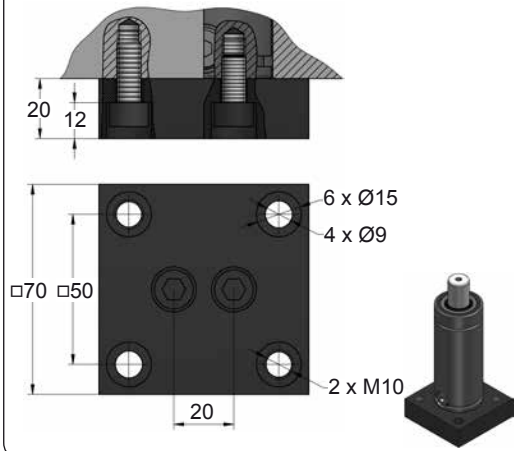
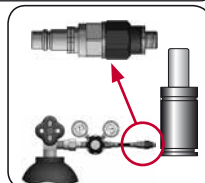
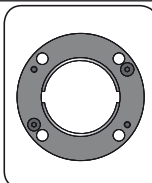
B21-045



B76-045



E24.54.815.G

**SEAL****KIT S-XXXXXXX****CARTRIDGE****KIT C-XXXXXXX**

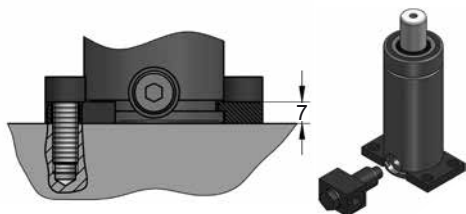
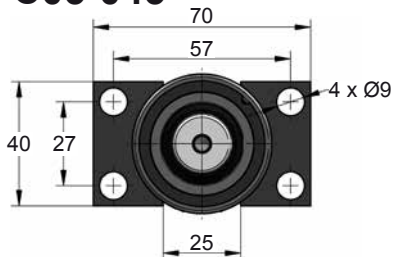
CODE	VAM 300 050 V1	KIT S-XXXXXXX KIT C-XXXXXXX	A14-045	18 CG 1-Q
ENG ORDER	GAS SPRING	REPAIR KIT	FLANGE	CHARGING ADAPTER
DEU BESTELLUNG	GASDRUCKFEDER	ERSATZTEILSATZ	FLANSCHEN	LADEADAPTER
FRA COMMANDE	RESSORT À GAZ	KIT DE RÉPARATION	BRIDE	RACCORD DE CHARGE
ITA ORDINE	CILINDRO AD AZOTO	KIT DI MANUTENZIONE	FLANGE	ADATTATORE DI CARICO
ESP PEDIDO	RESORTE DE GAS	KIT DE REPARACION	BRIDA	ADAPTADOR DE CARGA
POR PEDIDO	CILINDRO DE GAS	KIT DE MANUTENÇÃO	FLANGE	ADAPTADOR DE CARGA



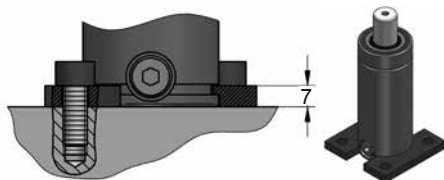
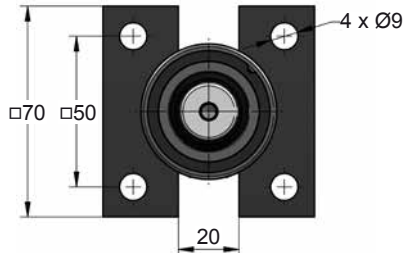
VAM 300 V1 MOUNTS

Speed Control

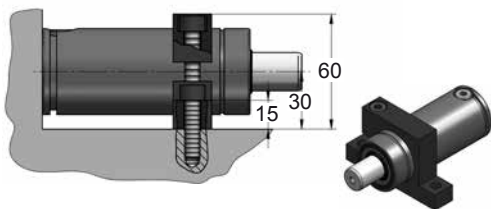
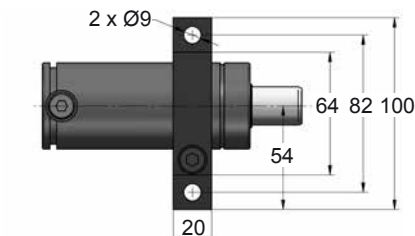
C05-045



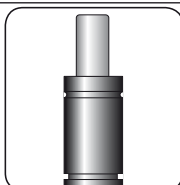
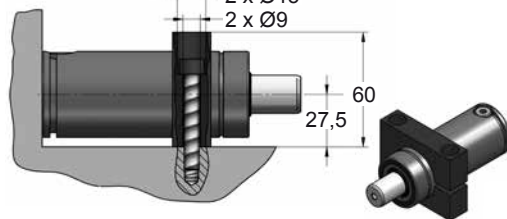
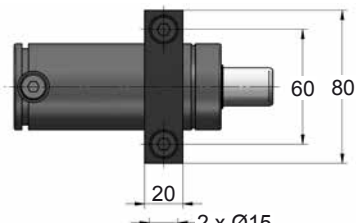
C20-045



D02-045



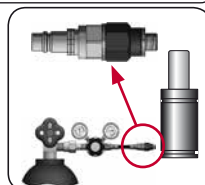
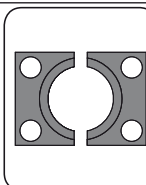
D67-045



SEAL KIT S-XXXXXXX



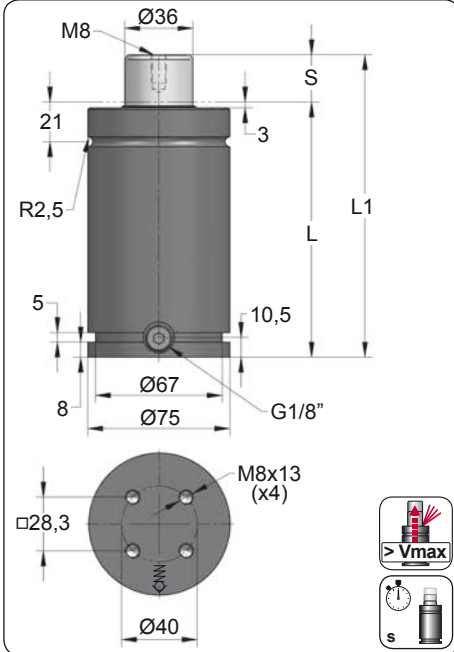
CARTRIDGE KIT C-XXXXXXX



CODE	VAM 300 050 V1	KIT S-XXXXXXX KIT C-XXXXXXX	C05-045	18 CG 1-Q
ENG	ORDER	GAS SPRING	FLANGE	CHARGING ADAPTER
DEU	BESTELLUNG	GASDRUCKFEDER	FLANSCHEN	LADEADAPTER
FRA	COMMANDE	RESSORT À GAZ	BRIDE	RACCORD DE CHARGE
ITA	ORDINE	CILINDRO AD AZOTO	FLANGE	ADATTATORE DI CARICO
ESP	PEDIDO	RESORTE DE GAS	BRIDA	ADAPTADOR DE CARGA
POR	PEDIDO	CILINDRO DE GAS	FLANGE	ADAPTADOR DE CARGA

VAM 750

Speed Control

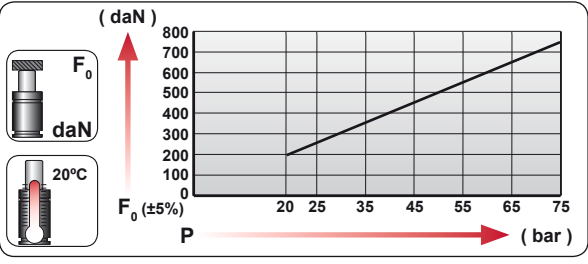


ORDER	S (mm)	L1 ±0,25 (mm)	L (mm)	Kg.
VAM 750 025	25	160	135	3.47
VAM 750 038	38	186	148	3.71
VAM 750 050	50	210	160	3.92
VAM 750 063	63.5	237	173.5	4.17
VAM 750 080	80	270	190	4.46
VAM 750 100	100	310	210	4.82
VAM 750 125	125	360	235	5.27

$t_{max} = k \times S_U$

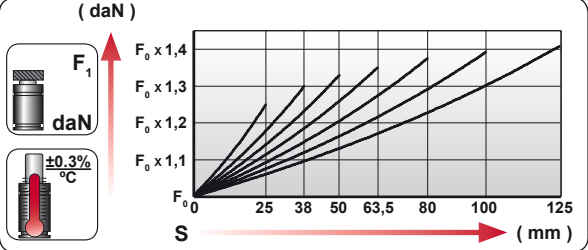
	k
VAM 750	0.062

Max. delay time (t_{max})
Constant (k)
Stroke used (S_U)



CODE	Pressure		Force	
	bar	psi	daN	daN
VAM 750	75	1088	760	1010

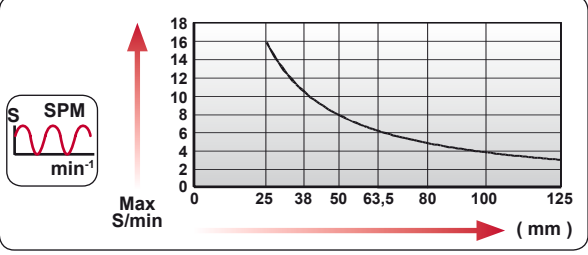
-Slight initial return back depends on the stroke used.
-Return at constant slowed speed.



ENG ORDER	DEU BESTELLUNG	FRA COMMANDE	ITA ORDINE	ESP PEDIDO	POR PEDIDO
-----------	----------------	--------------	------------	------------	------------

VAM 750 50

VAM 750 050

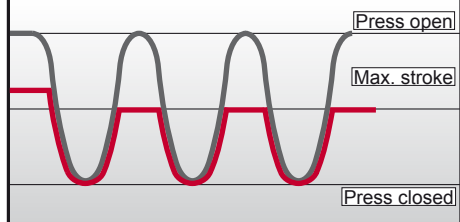


	$S_{max} < 90\%$	$V_{max} 0,5 \text{ m/s}$	$P_{min} (20^\circ\text{C})$	$P_{max} (20^\circ\text{C})$	T_{min}	T_{max}	
--	------------------	---------------------------	------------------------------	------------------------------	-----------	-----------	--

N ₂	$S_{max} < 90\%$	$V_{max} 0,5 \text{ m/s}$	bar psi	bar psi	°C °F	°C °F	600 CP-
			20 290	75 1088	0 32	80 176	

CONVENTIONAL

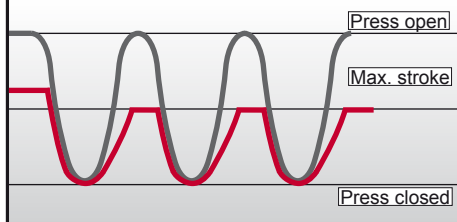
Stroke



Time

VAM

Stroke



Time

DATA REQUIRED



• Desired force (daN) :



• Total stroke (mm) :



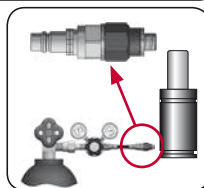
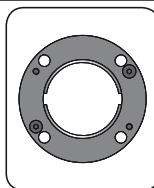
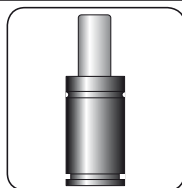
• Stroke used (mm) :



• Number of cycles per minute :



• Desired delay time (eg. 1 second) :



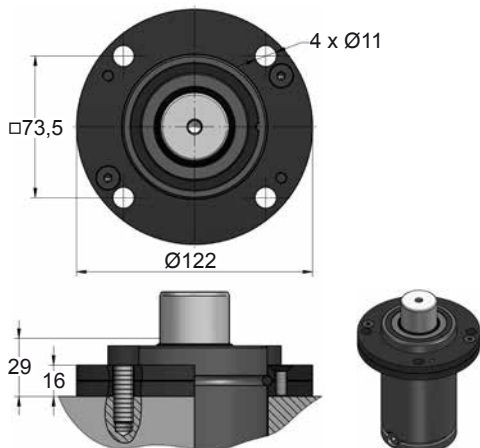
CODE	VAM 750 050	KIT S-XXXXXXX KIT C-XXXXXXX	A14-075	18 CG 1-Q
ENG ORDER	GAS SPRING	REPAIR KIT	FLANGE	CHARGING ADAPTER
DEU BESTELLUNG	GASDRUCKFEDER	ERSATZTEILSATZ	FLANSCHEN	LADEADAPTER
FRA COMMANDE	RESSORT À GAZ	KIT DE RÉPARATION	BRIDE	RACCORD DE CHARGE
ITA ORDINE	CILINDRO AD AZOTO	KIT DI MANUTENZIONE	FLANGE	ADATTATORE DI CARICO
ESP PEDIDO	RESORTE DE GAS	KIT DE REPARACION	BRIDA	ADAPTADOR DE CARGA
POR PEDIDO	CILINDRO DE GÁS	KIT DE MANUTENÇÃO	FLANGE	ADAPTADOR DE CARGA

VAM 750 MOUNTS

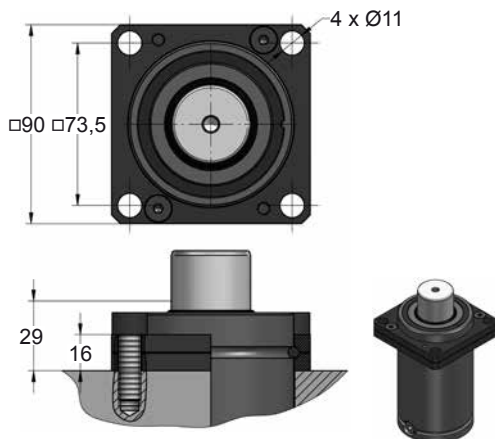
Speed Control

AZOL
GAS

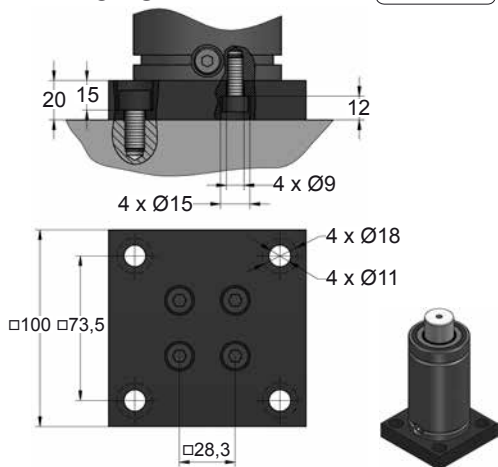
A14-075



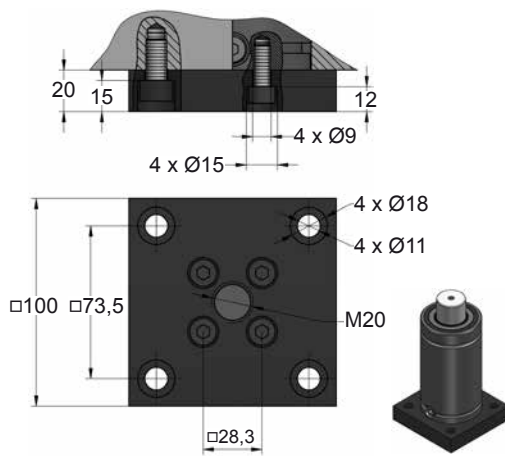
A34-075



B21-075

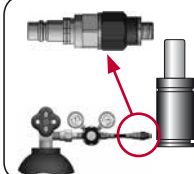
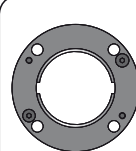


B76-075



SEAL
KIT S-XXXXXXX

CARTRIDGE
KIT C-XXXXXXX



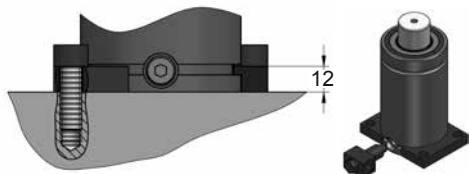
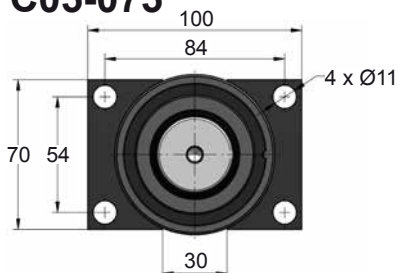
CODE	VAM 750 050	KIT S-XXXXXXX KIT C-XXXXXXX	A14-075	18 CG 1-Q
ENG ORDER	GAS SPRING	REPAIR KIT	FLANGE	CHARGING ADAPTER
DEU BESTELLUNG	GASDRUCKFEDER	ERSATZTEILSATZ	FLANSCHEN	LADEADAPTER
FRA COMMANDE	RESSORT À GAZ	KIT DE RÉPARATION	BRIDE	RACCORD DE CHARGE
ITA ORDINE	CILINDRO AD AZOTO	KIT DI MANUTENZIONE	FLANGE	ADATTATORE DI CARICO
ESP PEDIDO	RESORTE DE GAS	KIT DE REPARACION	BRIDA	ADAPTADOR DE CARGA
POR PEDIDO	CILINDRO DE GAS	KIT DE MANUTENÇÃO	FLANGE	ADAPTADOR DE CARGA



VAM 750 MOUNTS

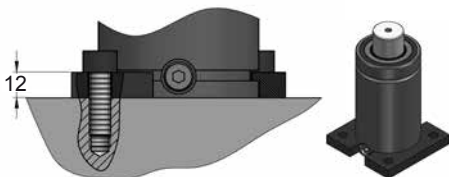
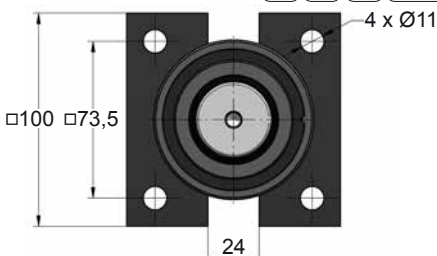
Speed Control

C05-075



C20-075

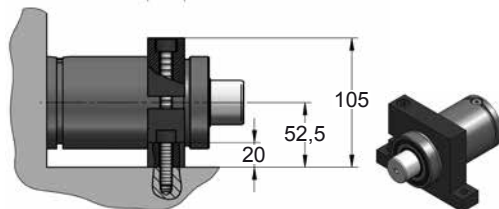
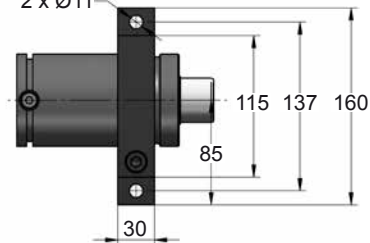
ISO 9001 VDI 2206 E24.54.815.G EM24.54.700/F



D02-075

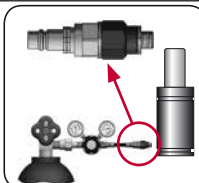
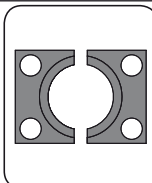
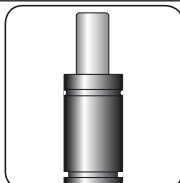
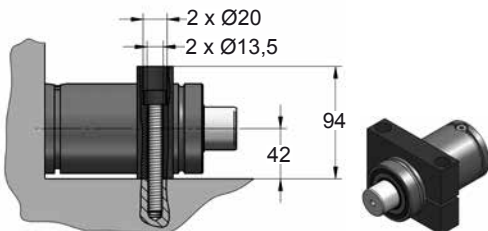
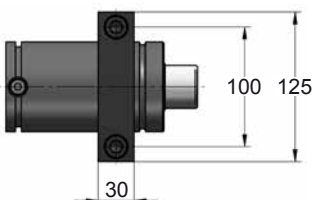
2 x Ø11

ISO 9001 E24.54.815.G EM24.54.700/F



D67-075

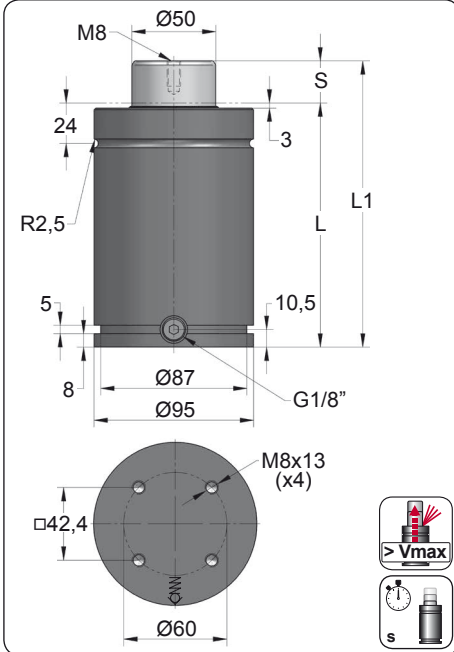
VDI



CODE	VAM 750 050	KIT S-XXXXXXX KIT C-XXXXXXX	C05-075	18 CG 1-Q
ENG ORDER	GAS SPRING	REPAIR KIT	FLANGE	CHARGING ADAPTER
DEU BESTELLUNG	GASDRUCKFEDER	ERSATZTEILSATZ	FLANSCHEN	LADEADAPTER
FRA COMMANDE	RESSORT À GAZ	KIT DE RÉPARATION	BRIDE	RACCORD DE CHARGE
ITA ORDINE	CILINDRO AD AZOTO	KIT DI MANUTENZIONE	FLANGE	ADATTATORE DI CARICO
ESP PEDIDO	RESORTE DE GAS	KIT DE REPARACION	BRIDA	ADAPTADOR DE CARGA
POR PEDIDO	CILINDRO DE GÁS	KIT DE MANUTENÇÃO	FLANGE	ADAPTADOR DE CARGA

VAM 1500

Speed Control

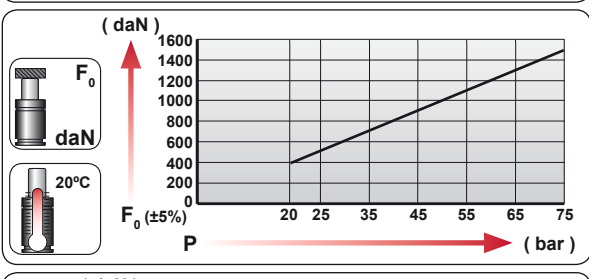


ORDER	S (mm)	L1 ±0,25 (mm)	L (mm)	Kg.
VAM 1500 012	12.7	145.4	132.7	5.75
VAM 1500 025	25	170	145	6.13
VAM 1500 038	38	196	158	6.54
VAM 1500 050	50	220	170	6.91
VAM 1500 063	63.5	247	183.5	7.33
VAM 1500 080	80	280	200	7.84
VAM 1500 100	100	320	220	8.46
VAM 1500 125	125	370	245	9.23

$t_{max} = k \times S \times U$

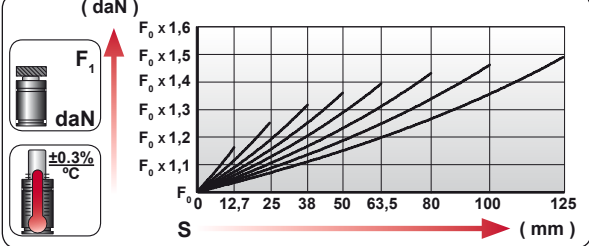
	k
VAM 1500	0.09

Max. delay time (t_{max})
Constant (k)
Stroke used (S_U)

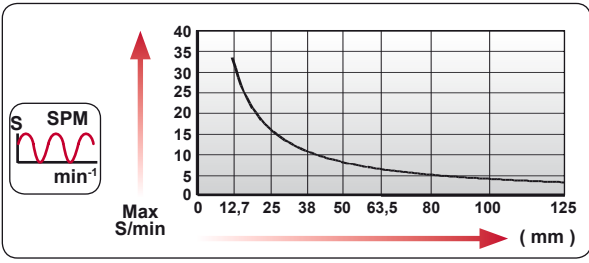


CODE	Pressure		F_0	F_1
	bar	psi	daN	daN
VAM 1500	75	1088	1470	2000

-Slight initial return back depends on the stroke used.
-Return at constant slowed speed.

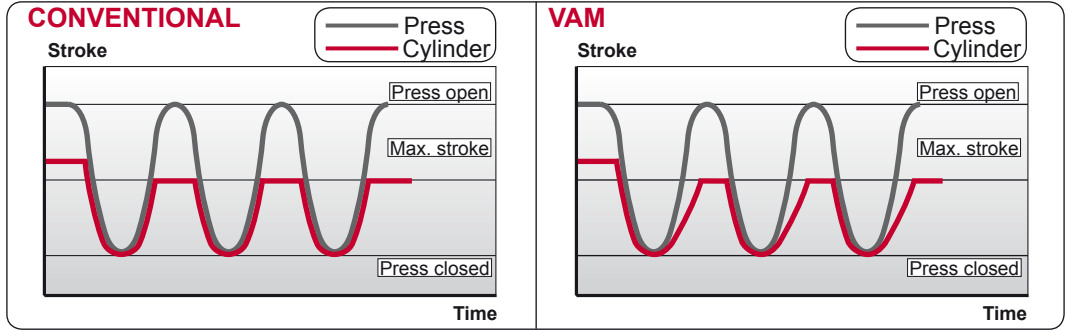


	ENG ORDER DEU BESTELLUNG FRA COMMANDE ITA ORDINE ESP PEDIDO POR PEDIDO	F_0 daN	S mm
VAM 1500 50			
VAM 1500 050			



	$S_{max} < 100\%$	v	Pmin (20°C)	Pmax (20°C)	Tmin	Tmax	
--	-------------------	---	-------------	-------------	------	------	--

N ₂	$S_{max} < 90\%$	$V_{max} 0,5 \text{ m/s}$	bar psi	bar psi	°C °F	°C °F	600 CP-
			20 290	75 1088	0 32	80 176	



DATA REQUIRED



• Desired force (daN) :.....



• Total stroke (mm) :.....



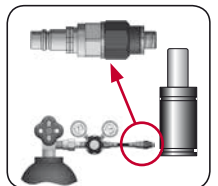
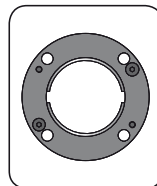

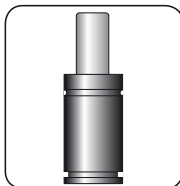
• Stroke used (mm) :.....



• Number of cycles per minute :.....



• Desired delay time (eg. 1 second) :.....

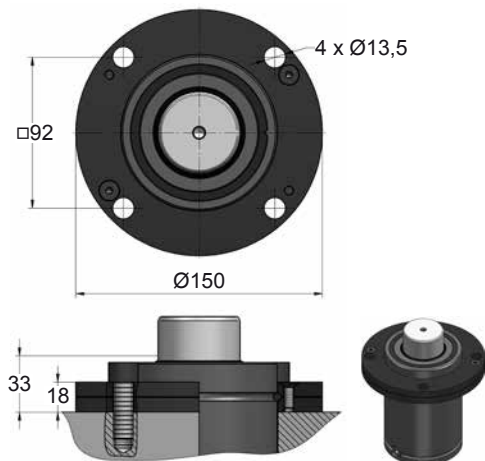


CODE	VAM 1500 050	KIT S-XXXXXXX KIT C-XXXXXXX	A14-095	18 CG 1-Q
ENG ORDER	GAS SPRING	REPAIR KIT	FLANGE	CHARGING ADAPTER
DEU BESTELLUNG	GASDRUCKFEDER	ERSATZTEILSATZ	FLANSCHEN	LADEADAPTER
FRA COMMANDE	RESSORT À GAZ	KIT DE RÉPARATION	BRIDE	RACCORD DE CHARGE
ITA ORDINE	CILINDRO AD AZOTO	KIT DI MANUTENZIONE	FLANGE	ADATTATORE DI CARICO
ESP PEDIDO	RESORTE DE GAS	KIT DE REPARACION	BRIDA	ADAPTADOR DE CARGA
POR PEDIDO	CILINDRO DE GÁS	KIT DE MANUTENÇÃO	FLANGE	ADAPTADOR DE CARGA

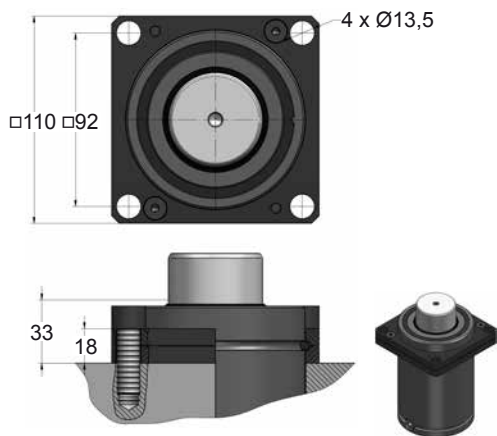
VAM 1500 MOUNTS

*Speed Control***AZOL
GAS**

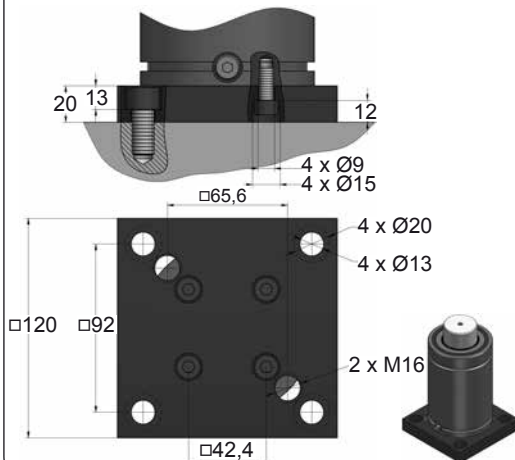
A14-095



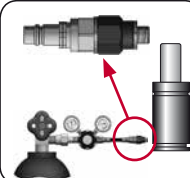
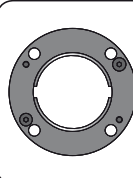
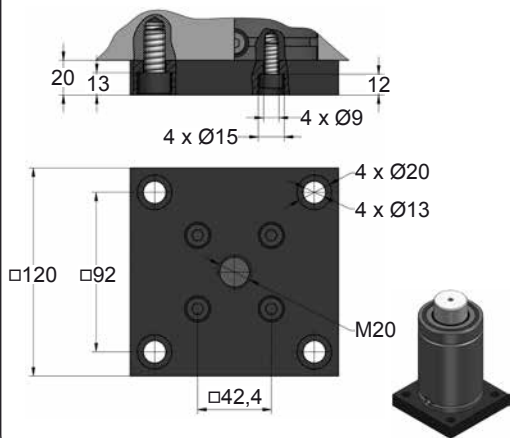
A34-095



B21-095



B76-095



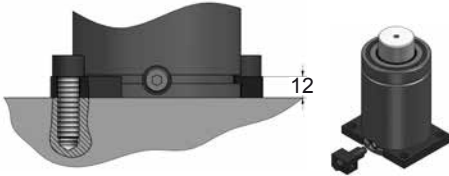
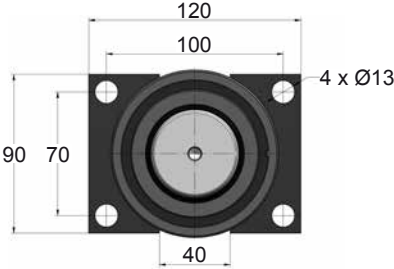
CODE	VAM 1500 050	KIT S-XXXXXXX KIT C-XXXXXXX	A14-095	18 CG 1-Q
ENG ORDER	GAS SPRING	REPAIR KIT	FLANGE	CHARGING ADAPTER
DEU BESTELLUNG	GASDRUCKFEDER	ERSATZTEILSATZ	FLANSCHEN	LADEADAPTER
FRA COMMANDE	RESSORT À GAZ	KIT DE RÉPARATION	BRIDE	RACCORD DE CHARGE
ITA ORDINE	CILINDRO AD AZOTO	KIT DI MANUTENZIONE	FLANGE	ADATTATORE DI CARICO
ESP PEDIDO	RESORTE DE GAS	KIT DE REPARACION	BRIDA	ADAPTADOR DE CARGA
POR PEDIDO	CILINDRO DE GÁS	KIT DE MANUTENÇÃO	FLANGE	ADAPTADOR DE CARGA



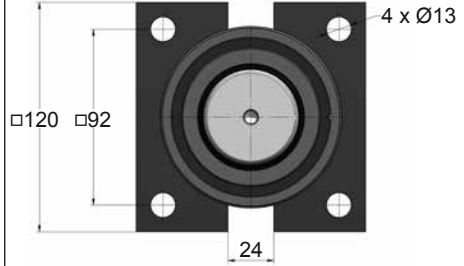
VAM 1500 MOUNTS

Speed Control

C05-095

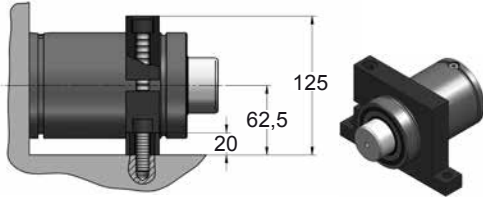
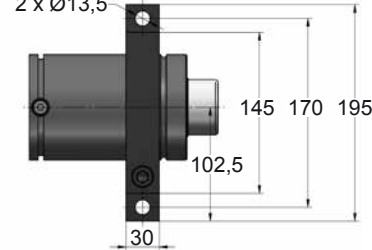


C20-095

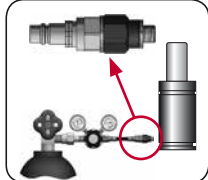
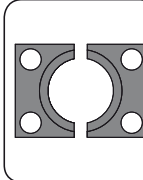
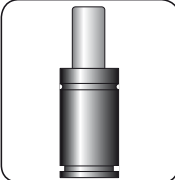
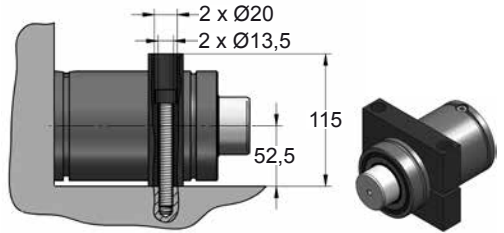
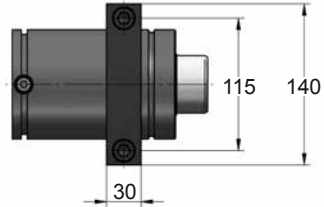


D02-095

2 x Ø13,5



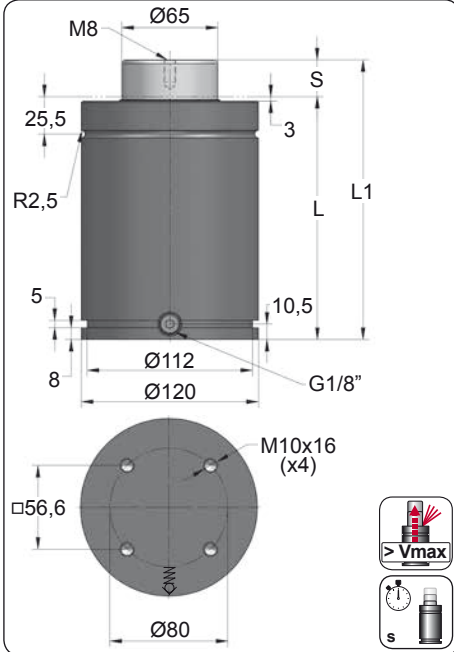
D67-095



CODE	VAM 1500 050	KIT S-XXXXXXX KIT C-XXXXXXX	C05-095	18 CG 1-Q
ENG ORDER	GAS SPRING	REPAIR KIT	FLANGE	CHARGING ADAPTER
DEU BESTELLUNG	GASDRUCKFEDER	ERSATZTEILSATZ	FLANSCHEN	LADEADAPTER
FRA COMMANDE	RESSORT À GAZ	KIT DE RÉPARATION	BRIDE	RACCORD DE CHARGE
ITA ORDINE	CILINDRO AD AZOTO	KIT DI MANUTENZIONE	FLANGE	ADATTATORE DI CARICO
ESP PEDIDO	RESORTE DE GAS	KIT DE REPARACION	BRIDA	ADAPTADOR DE CARGA
POR PEDIDO	CILINDRO DE GÁS	KIT DE MANUTENÇÃO	FLANGE	ADAPTADOR DE CARGA

VAM 3000

Speed Control

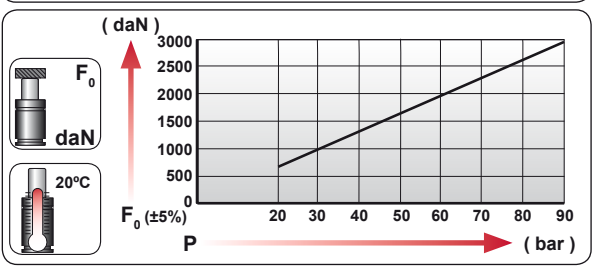


ORDER	S (mm)	L1 ±0,25 (mm)	L (mm)	Kg.
VAM 3000 012	12.7	165.4	152.7	10.39
VAM 3000 025	25	190	165	11.04
VAM 3000 038	38	216	178	11.73
VAM 3000 050	50	240	190	12.37
VAM 3000 063	63.5	267	203.5	13.08
VAM 3000 080	80	300	220	13.96
VAM 3000 100	100	340	240	15.02
VAM 3000 125	125	390	265	16.34

$t_{max} = k \times S \times U$

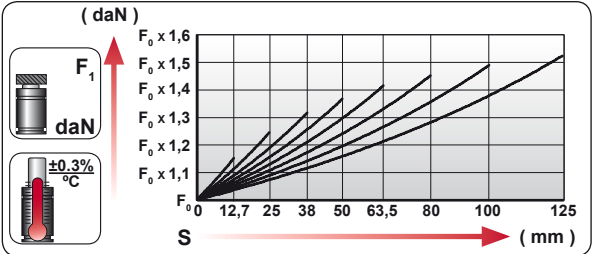
Max. delay time (t_{max})
Constant (k)
Stroke used (S_U)

VAM 3000	k
	0.131



CODE	Pressure		Force	
	bar	psi	daN	daN
VAM 3000	90	1305	2985	4080

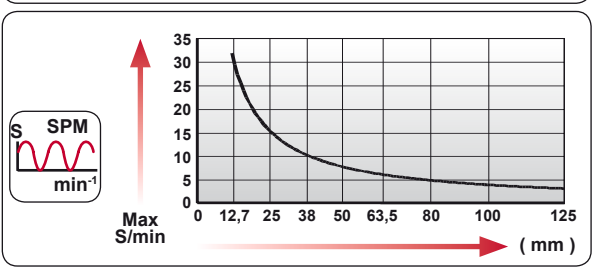
-Slight initial return back depends on the stroke used.
-Return at constant slowed speed.



ENG ORDER	DEU BESTELLUNG	FRA COMMANDE	ITA ORDINE	ESP PEDIDO	POR PEDIDO
-----------	----------------	--------------	------------	------------	------------

VAM 3000 50

VAM 3000 050

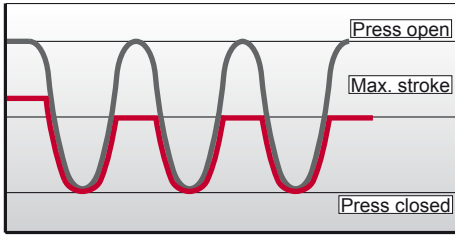


--	--	--	--	--	--	--	--

N ₂	S _{max} < 90%	V _{max} 0,5 m/s	bar psi	bar psi	°C °F	°C °F	600 CP-
			20 290	90 1305	0 32	80 176	

CONVENTIONAL

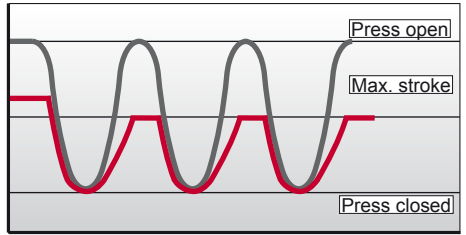
Stroke



Time

VAM

Stroke



Time

DATA REQUIRED



• Desired force (daN) :



• Total stroke (mm) :



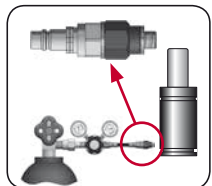
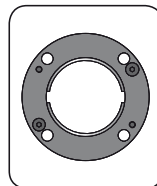

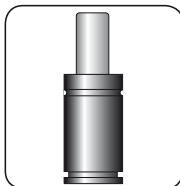
• Stroke used (mm) :



• Number of cycles per minute :



• Desired delay time (eg. 1 second) :



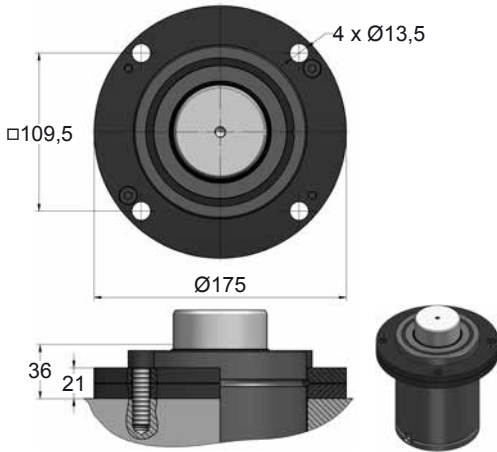
CODE	VAM 3000 050	KIT S-XXXXXXX KIT C-XXXXXXX	A14-120	18 CG 1-Q
ENG ORDER	GAS SPRING	REPAIR KIT	FLANGE	CHARGING ADAPTER
DEU BESTELLUNG	GASDRUCKFEDER	ERSATZTEILSATZ	FLANSCHEN	LADEADAPTER
FRA COMMANDE	RESSORT À GAZ	KIT DE RÉPARATION	BRIDE	RACCORD DE CHARGE
ITA ORDINE	CILINDRO AD AZOTO	KIT DI MANUTENZIONE	FLANGE	ADATTATORE DI CARICO
ESP PEDIDO	RESORTE DE GAS	KIT DE REPARACION	BRIDA	ADAPTADOR DE CARGA
POR PEDIDO	CILINDRO DE GÁS	KIT DE MANUTENÇÃO	FLANGE	ADAPTADOR DE CARGA

VAM 3000 MOUNTS

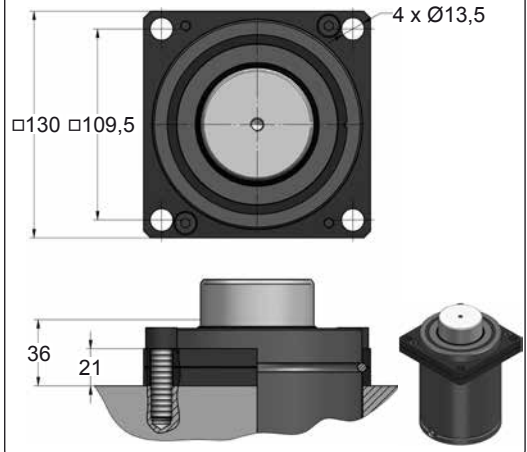
Speed Control

AZOL
GAS

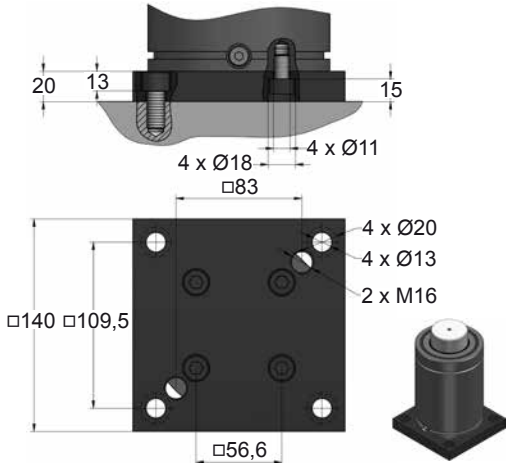
A14-120



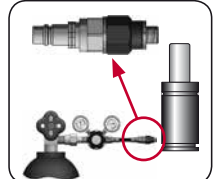
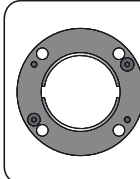
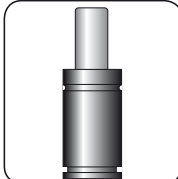
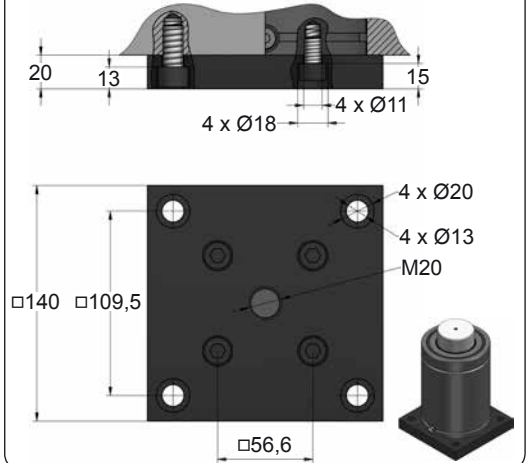
A34-120



B21-120



B76-120



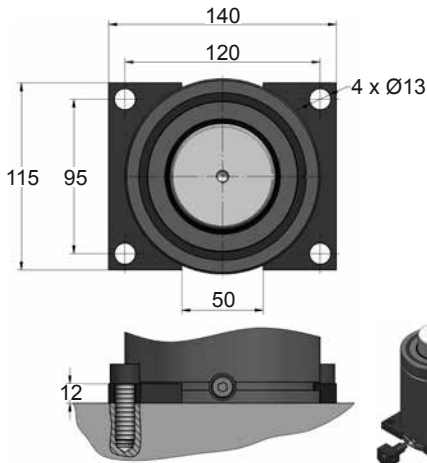
CODE	VAM 3000 050	KIT S-XXXXXXX KIT C-XXXXXXX	A14-120	18 CG 1-Q
ENG ORDER	GAS SPRING	REPAIR KIT	FLANGE	CHARGING ADAPTER
DEU BESTELLUNG	GASDRUCKFEDER	ERSATZTEILSATZ	FLANSCHEN	LADEADAPTER
FRA COMMANDE	RESSORT À GAZ	KIT DE RÉPARATION	BRIDE	RACCORD DE CHARGE
ITA ORDINE	CILINDRO AD AZOTO	KIT DI MANUTENZIONE	FLANGE	ADATTATORE DI CARICO
ESP PEDIDO	RESORTE DE GAS	KIT DE REPARACION	BRIDA	ADAPTADOR DE CARGA
POR PEDIDO	CILINDRO DE GAS	KIT DE MANUTENÇÃO	FLANGE	ADAPTADOR DE CARGA



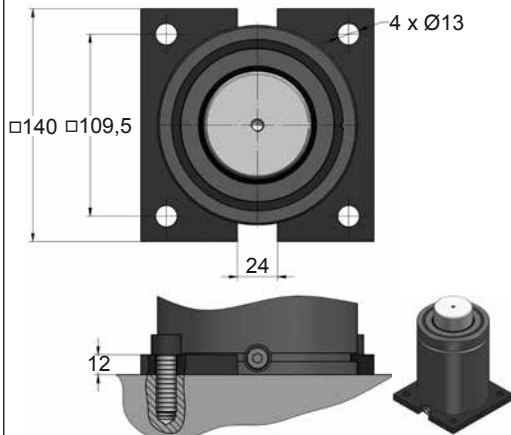
VAM 3000 MOUNTS

Speed Control

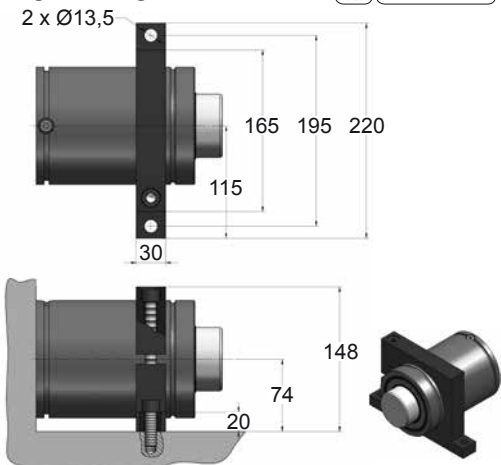
C05-120



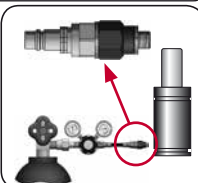
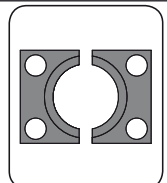
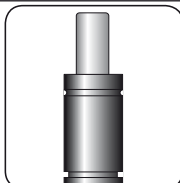
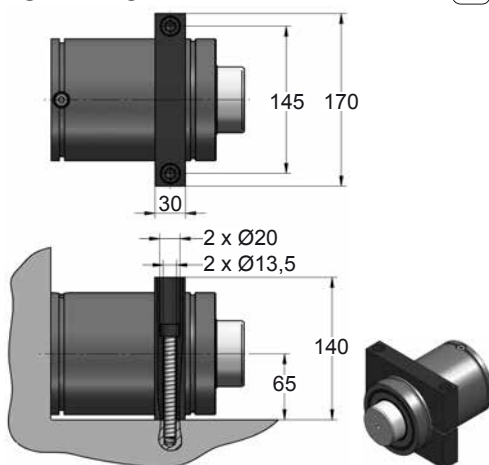
C20-120



D02-120



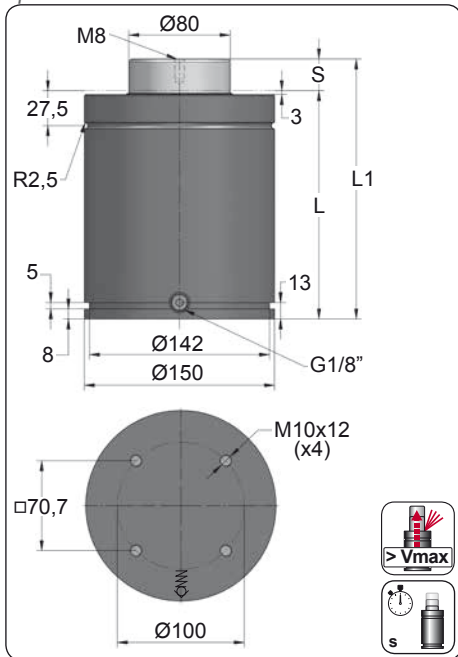
D67-120



CODE	VAM 3000 050	KIT S-XXXXXXX KIT C-XXXXXXX	C05-120	18 CG 1-Q
ENG ORDER	GAS SPRING	REPAIR KIT	FLANGE	CHARGING ADAPTER
DEU BESTELLUNG	GASDRUCKFEDER	ERSATZTEILSATZ	FLANSCHEN	LADEADAPTER
FRA COMMANDE	RESSORT À GAZ	KIT DE RÉPARATION	BRIDE	RACCORD DE CHARGE
ITA ORDINE	CILINDRO AD AZOTO	KIT DI MANUTENZIONE	FLANGE	ADATTATORE DI CARICO
ESP PEDIDO	RESORTE DE GAS	KIT DE REPARACION	BRIDA	ADAPTADOR DE CARGA
POR PEDIDO	CILINDRO DE GÁS	KIT DE MANUTENÇÃO	FLANGE	ADAPTADOR DE CARGA

VAM 5000

Speed Control

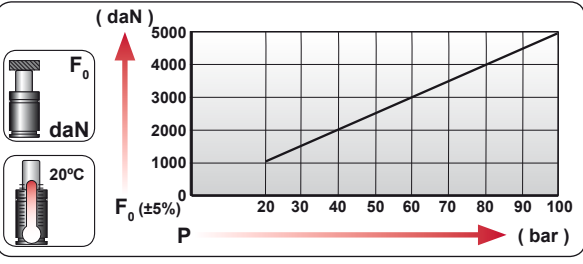


ORDER	S (mm)	L1 ±0,25 (mm)	L (mm)	Kg.
VAM 5000 012	12.7	180.4	167.7	18.22
VAM 5000 025	25	205	180	19.22
VAM 5000 038	38	231	193	20.27
VAM 5000 050	50	255	205	21.25
VAM 5000 063	63.5	282	218.5	22.34
VAM 5000 080	80	315	235	23.68
VAM 5000 100	100	355	255	25.30
VAM 5000 125	125	405	280	27.32

$t_{max} = k \times S \times U$

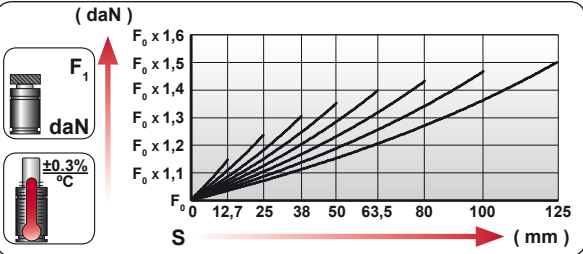
Max. delay time (t_{max})
Constant (k)
Stroke used (S_U)

	k
VAM 5000	0.214



CODE	Pressure		Force	
	bar	psi	daN	daN
VAM 5000	100	1450	5025	6800

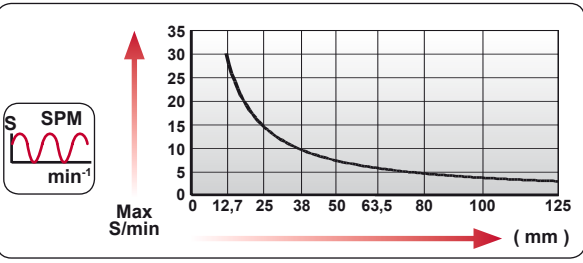
-Slight initial return back depends on the stroke used.
-Return at constant slowed speed.



ENG ORDER	DEU BESTELLUNG	FRA COMMANDE	ITA ORDINE	ESP PEDIDO	POR PEDIDO
-----------	----------------	--------------	------------	------------	------------

VAM 5000 50

VAM 5000 050

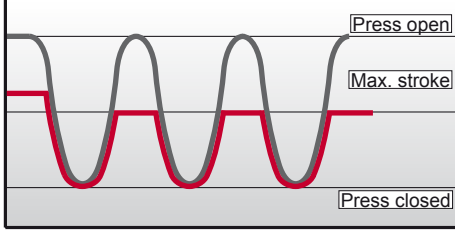


--	--	--	--	--	--	--	--

N ₂	Smax < 90%	Vmax 0,5 m/s	bar psi	bar psi	°C °F	°C °F	600 CP-
			20 290	100 1450	0 32	80 176	

CONVENTIONAL

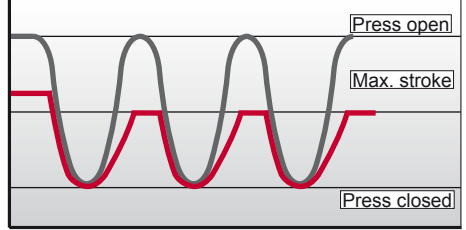
Stroke



Time

VAM

Stroke



Time

DATA REQUIRED



• Desired force (**daN**) :.....



• Total stroke (**mm**) :.....



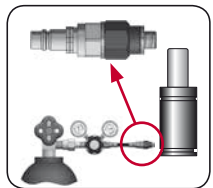
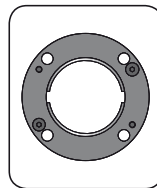
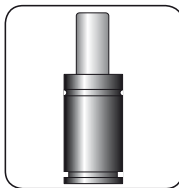
• Stroke used (**mm**) :.....



• Number of cycles per minute :.....



• Desired delay time (**eg. 1 second**) :.....



CODE	VAM 5000 050	KIT S-XXXXXXX KIT C-XXXXXXX	A14-150	18 CG 1-Q
ENG	ORDER	REPAIR KIT	FLANGE	CHARGING ADAPTER
DEU	BESTELLUNG	ERSATZTEILSATZ	FLANSCH	LADEADAPTER
FRA	COMMANDE	KIT DE RÉPARATION	BRIDE	RACCORD DE CHARGE
ITA	ORDINE	KIT DI MANUTENZIONE	FLANGE	ADATTATORE DI CARICO
ESP	PEDIDO	KIT DE REPARACION	BRIDA	ADAPTADOR DE CARGA
POR	PEDIDO	KIT DE MANUTENÇÃO	FLANGE	ADAPTADOR DE CARGA

VAM 5000 MOUNTS

Speed Control



A14-150

ISO 9001 QUALITY SYSTEM E24.54.815.G EM24.54.700/F

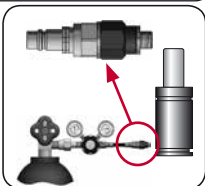
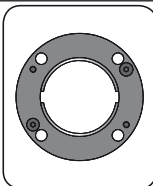
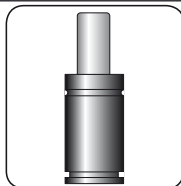
A34-150

ISO 9001 QUALITY SYSTEM VDI

B21-150

B76-150

ISO 9001 QUALITY SYSTEM



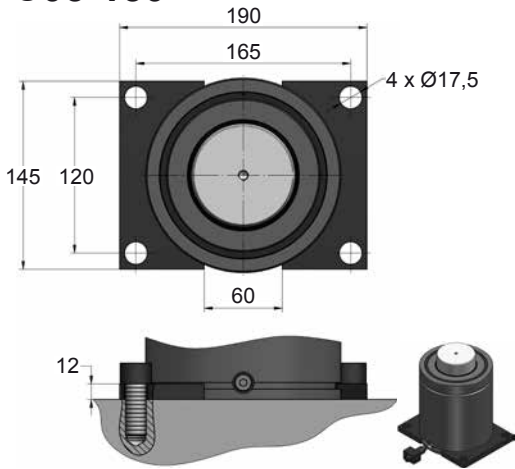
CODE	VAM 5000 050	KIT S-XXXXXXX KIT C-XXXXXXX	A14-150	18 CG 1-Q
ENG ORDER	GAS SPRING	REPAIR KIT	FLANGE	CHARGING ADAPTER
DEU BESTELLUNG	GASDRUCKFEDER	ERSATZTEILSATZ	FLANSCHEN	LADEADAPTER
FRA COMMANDE	RESSORT À GAZ	KIT DE RÉPARATION	BRIDE	RACCORD DE CHARGE
ITA ORDINE	CILINDRO AD AZOTO	KIT DI MANUTENZIONE	FLANGE	ADATTATORE DI CARICO
ESP PEDIDO	RESORTE DE GAS	KIT DE REPARACION	BRIDA	ADAPTADOR DE CARGA
POR PEDIDO	CILINDRO DE GAS	KIT DE MANUTENÇÃO	FLANGE	ADAPTADOR DE CARGA



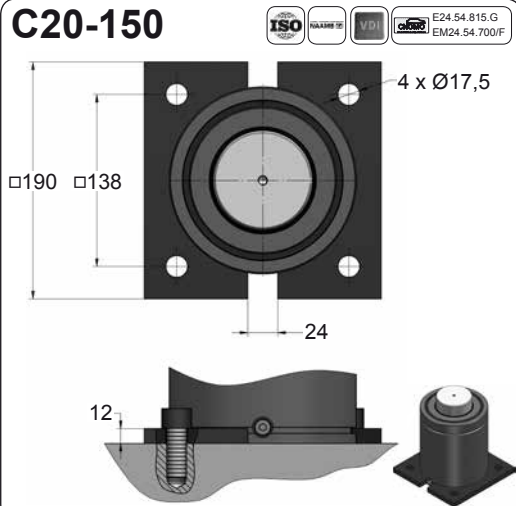
VAM 5000 MOUNTS

Speed Control

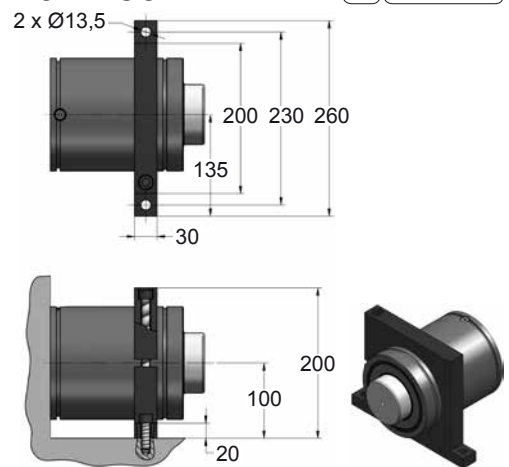
C05-150



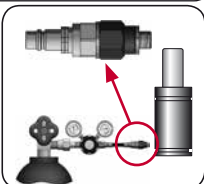
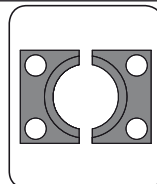
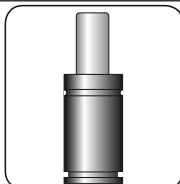
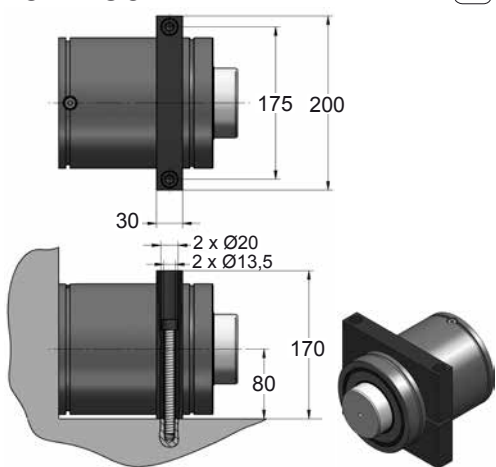
C20-150



D02-150



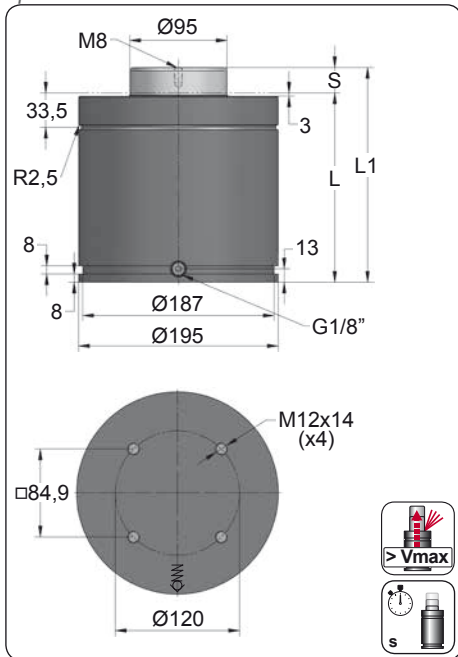
D67-150



CODE	VAM 5000 050	KIT S-XXXXXXX KIT C-XXXXXXX	C05-150	18 CG 1-Q
ENG ORDER	GAS SPRING	REPAIR KIT	FLANGE	CHARGING ADAPTER
DEU BESTELLUNG	GASDRUCKFEDER	ERSATZTEILSATZ	FLANSCHEN	LADEADAPTER
FRA COMMANDE	RESSORT À GAZ	KIT DE RÉPARATION	BRIDE	RACCORD DE CHARGE
ITA ORDINE	CILINDRO AD AZOTO	KIT DI MANUTENZIONE	FLANGE	ADATTATORE DI CARICO
ESP PEDIDO	RESORTE DE GAS	KIT DE REPARACION	BRIDA	ADAPTADOR DE CARGA
POR PEDIDO	CILINDRO DE GAS	KIT DE MANUTENÇÃO	FLANGE	ADAPTADOR DE CARGA

VAM 7500

Speed Control

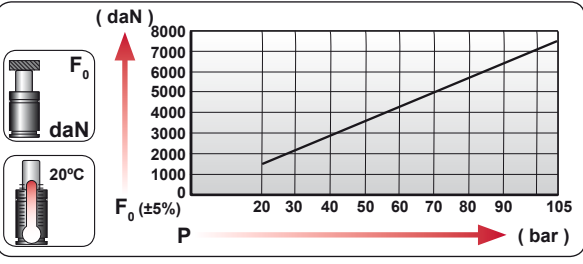


ORDER	S (mm)	L1 ±0,25 (mm)	L (mm)	Kg.
VAM 7500 012	12.7	185.4	172.7	33.44
VAM 7500 025	25	210	185	35.08
VAM 7500 038	38	236	198	36.81
VAM 7500 050	50	260	210	38.41
VAM 7500 063	63.5	287	223.5	40.20
VAM 7500 080	80	320	240	42.40
VAM 7500 100	100	360	260	45.06
VAM 7500 125	125	410	285	48.38

$t_{max} = k \times S \times U$

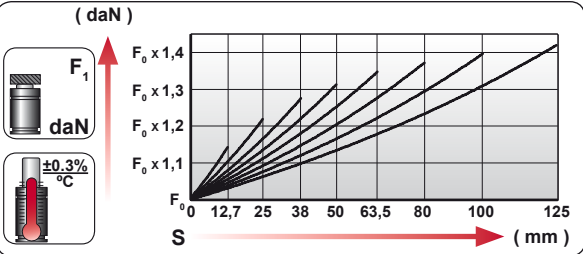
Max. delay time (t_{max})
Constant (k)
Stroke used (S_U)

VAM 7500	0.289
----------	-------

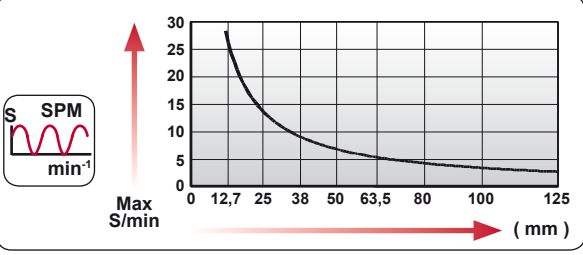


CODE	Pressure		F_0 daN	F_1 daN
	bar	psi		
VAM 7500	105	1520	7440	9760

-Slight initial return back depends on the stroke used.
-Return at constant slowed speed.



	ENG ORDER DEU BESTELLUNG FRA COMMANDE ITA ORDINE ESP PEDIDO POR PEDIDO	F_0 daN	S mm
VAM 7500		50	50
VAM 7500 050			



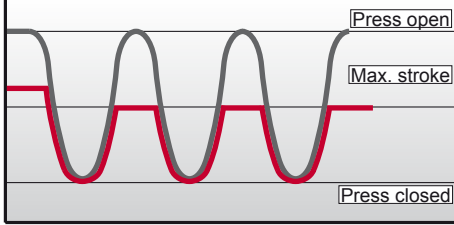
	$S_{max} < 100\%$	v	Pmin (20°C)	Pmax (20°C)	Tmin	Tmax	
--	-------------------	-----	-------------	-------------	------	------	--

N ₂	S _{max} < 90%	V _{max} 0,5 m/s	bar psi	bar psi	°C °F	°C °F	600 CP-
			20 290	105 1520	0 32	80 176	

CONVENTIONAL

Stroke

— Press
— Cylinder

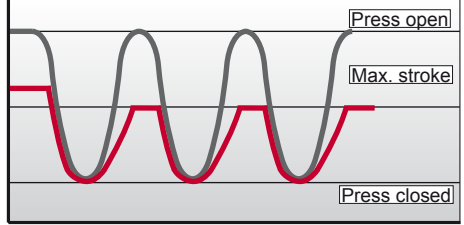


Time

VAM

Stroke

— Press
— Cylinder



Time

DATA REQUIRED



• Desired force (daN) :



• Total stroke (mm) :



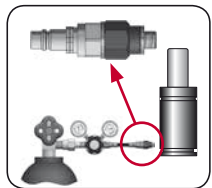
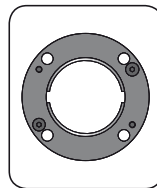
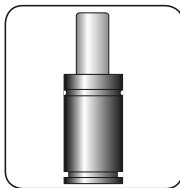
• Stroke used (mm) :



• Number of cycles per minute :



• Desired delay time (eg. 1 second) :



CODE	VAM 7500 050	KIT S-XXXXXXX KIT C-XXXXXXX	A14-195	18 CG 1-Q
ENG ORDER	GAS SPRING	REPAIR KIT	FLANGE	CHARGING ADAPTER
DEU BESTELLUNG	GASDRUCKFEDER	ERSATZTEILSATZ	FLANSCHEN	LADEADAPTER
FRA COMMANDE	RESSORT À GAZ	KIT DE RÉPARATION	BRIDE	RACCORD DE CHARGE
ITA ORDINE	CILINDRO AD AZOTO	KIT DI MANUTENZIONE	FLANGE	ADATTATORE DI CARICO
ESP PEDIDO	RESORTE DE GAS	KIT DE REPARACION	BRIDA	ADAPTADOR DE CARGA
POR PEDIDO	CILINDRO DE GÁS	KIT DE MANUTENÇÃO	FLANGE	ADAPTADOR DE CARGA

VAM 7500 MOUNTS

Speed Control



A14-195

ISO EM24.54.700/F

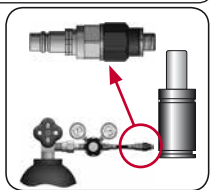
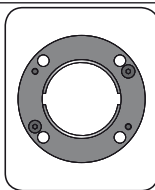
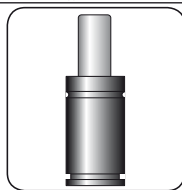
A34-195

ISO VDI

B21-195

B76-195

ISO NORME



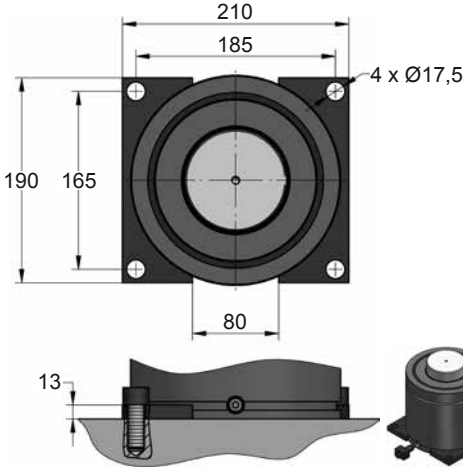
CODE	VAM 7500 050	KIT S-XXXXXXX KIT C-XXXXXXX	A14-195	18 CG 1-Q
ENG ORDER	GAS SPRING	REPAIR KIT	FLANGE	CHARGING ADAPTER
DEU BESTELLUNG	GASDRUCKFEDER	ERSATZTEILSATZ	FLANSCH	LADEADAPTER
FRA COMMANDE	RESSORT À GAZ	KIT DE RÉPARATION	BRIDE	RACCORD DE CHARGE
ITA ORDINE	CILINDRO AD AZOTO	KIT DI MANUTENZIONE	FLANGE	ADATTATORE DI CARICO
ESP PEDIDO	RESORTE DE GAS	KIT DE REPARACION	BRIDA	ADAPTADOR DE CARGA
POR PEDIDO	CILINDRO DE GAS	KIT DE MANUTENÇÃO	FLANGE	ADAPTADOR DE CARGA



VAM 7500 MOUNTS

Speed Control

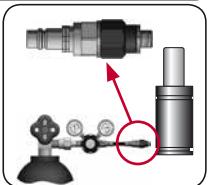
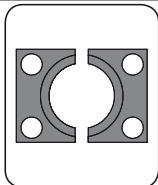
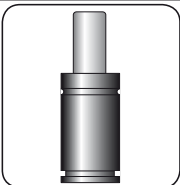
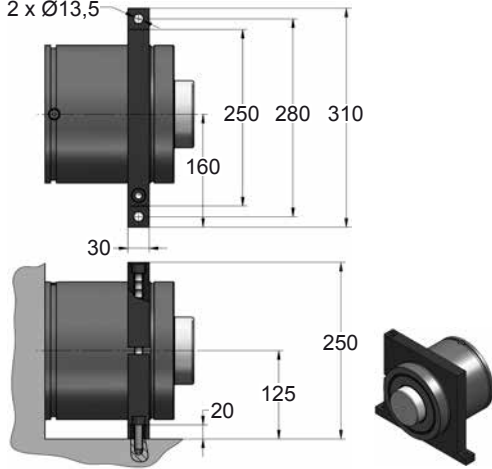
C05-195



C20-195











D02-195

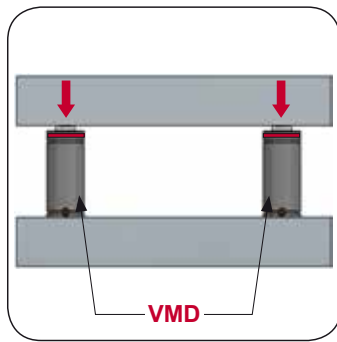
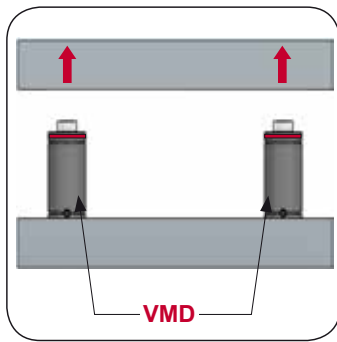
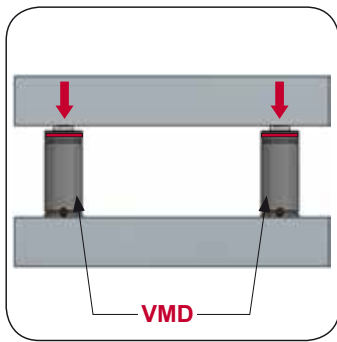
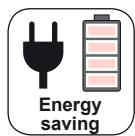


CODE	VAM 7500 050	KIT S-XXXXXXX KIT C-XXXXXXX	C05-195	18 CG 1-Q
ENG	ORDER	GAS SPRING	FLANGE	CHARGING ADAPTER
DEU	BESTELLUNG	GASDRUCKFEDER	FLANSCHEN	LADEADAPTER
FRA	COMMANDE	RESSORT À GAZ	BRIDE	RACCORD DE CHARGE
ITA	ORDINE	CILINDRO AD AZOTO	FLANGE	ADATTATORE DI CARICO
ESP	PEDIDO	RESORTE DE GAS	BRIDA	ADAPTADOR DE CARGA
POR	PEDIDO	CILINDRO DE GÁS	FLANGE	ADAPTADOR DE CARGA



AZOL GAS VMD SLOWED RETURN TOOL SEPARATION

MODEL	F ₀ 	Ø 	S 	L1 	Pmax 	Charge Port 		
VMD 3000	3000	Ø95	80 - 300	280 - 720	150	G1/8"	✓	✓
VMD 5000	5000	Ø120	80 - 300	300 - 740	150	G1/8"	✓	✓
VMD 7500	7500	Ø150	80 - 300	315 - 755	150	G1/8"	✓	✓



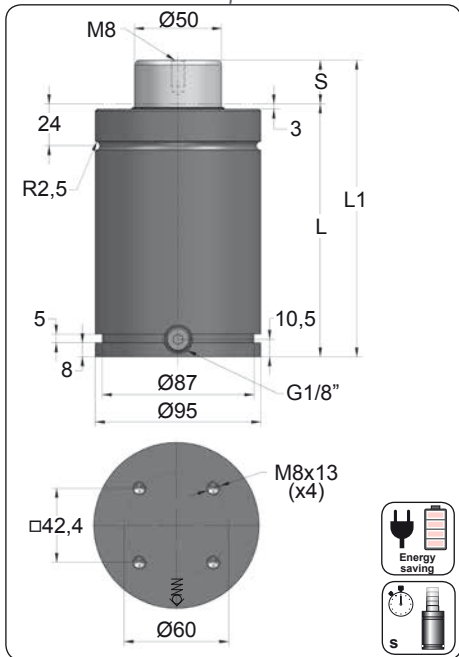
VMD

VMD

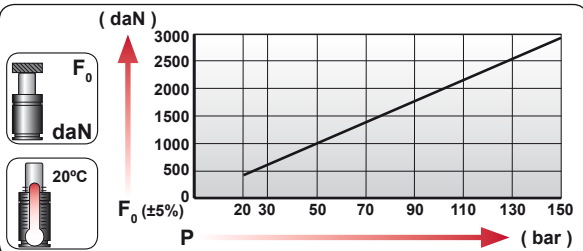
VMD

VMD 3000

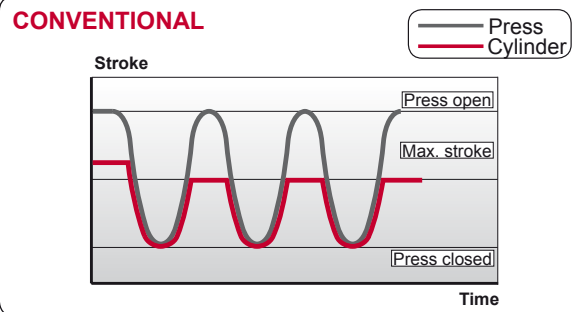
Slowed Return Tool Separation



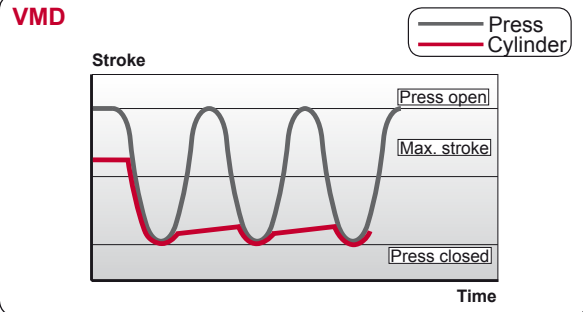
ORDER	S (mm)	L1 ±0,25 (mm)	L (mm)	Kg.
VMD 3000 080	80	280	200	8.21
VMD 3000 100	100	320	220	8.40
VMD 3000 125	125	370	245	8.98
VMD 3000 160	160	440	280	10.08
VMD 3000 200	200	520	320	11.40
VMD 3000 250	250	620	370	13.20
VMD 3000 300	300	720	420	14.25



CONVENTIONAL



VMD

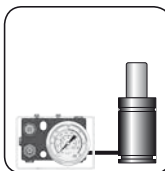
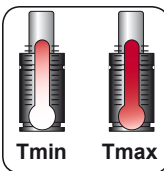

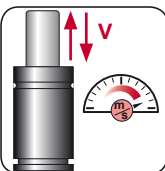
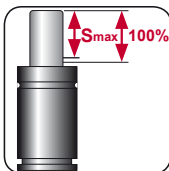
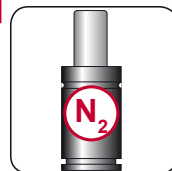


CODE				
	bar	psi	daN	daN
VMD 3000 080	150	2175	2945	4365



WARNING!
Very slowed return, avoid crush.

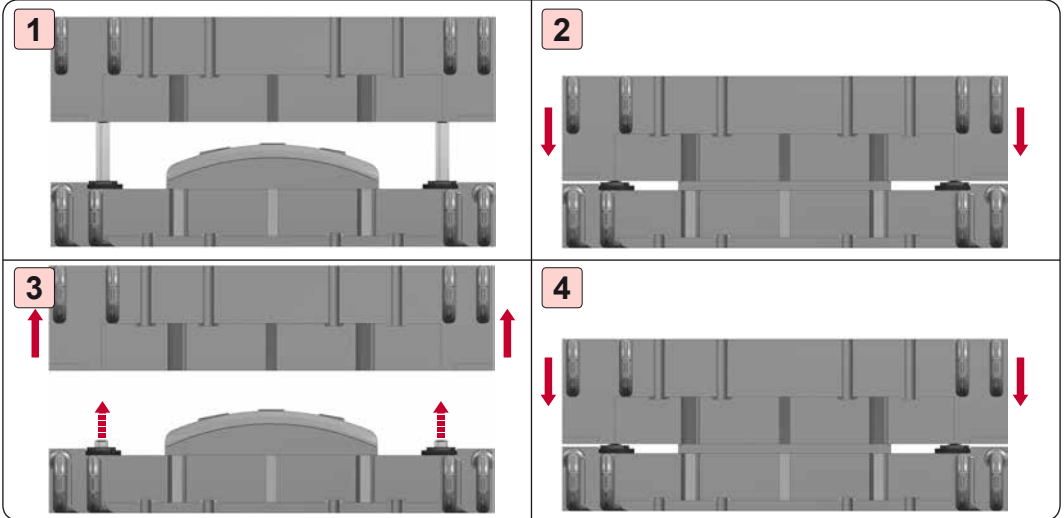
	ENG ORDER DEU BESTELLUNG FRA COMMANDE ITA ORDINE ESP PEDIDO POR PEDIDO		
		daN	mm
VMD 3000		80	
VMD 3000 080			



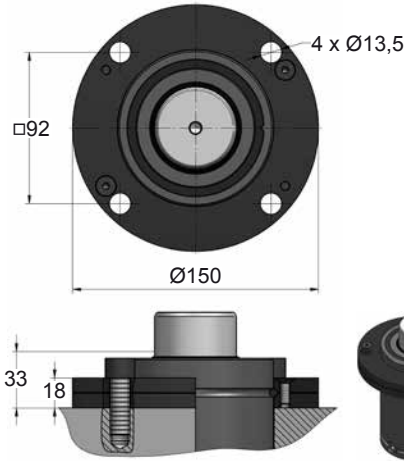
N ₂	Smax < 90%	Vmax 0,5 m/s	bar psi	bar psi	°C °F	°C °F	600 CP-
			20 290	150 2175	0 32	80 176	

VMD 3000 MOUNTS

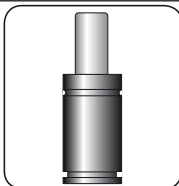
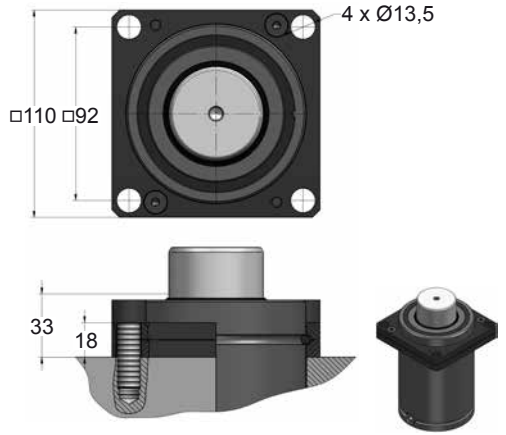
Slowed Return Tool Separation



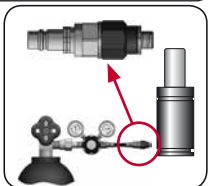
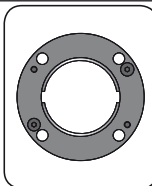
A14-095



A34-095



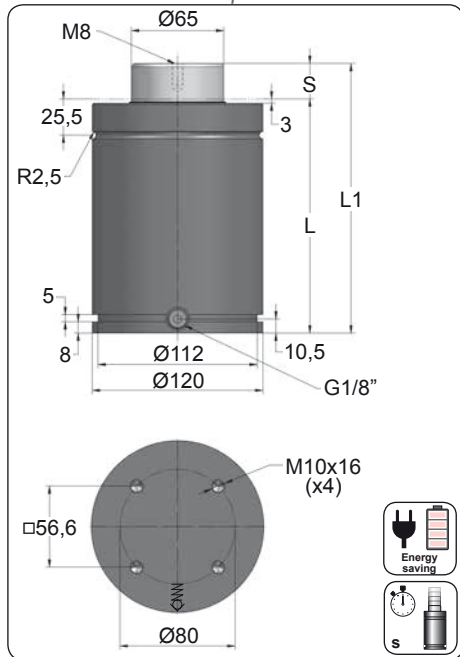
SEAL KIT S-XXXXXXX
CARTRIDGE KIT C-XXXXXXX



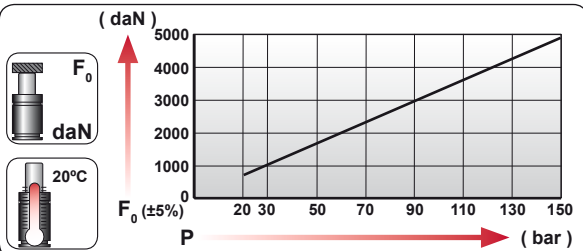
CODE	VMD 3000 080	KIT S-XXXXXXX KIT C-XXXXXXX	A14-095	18 CG 1-Q
ENG ORDER	GAS SPRING	REPAIR KIT	FLANGE	CHARGING ADAPTER
DEU BESTELLUNG	GASDRUCKFEDER	ERSATZTEILSATZ	FLANSCHEN	LADEADAPTER
FRA COMMANDE	RESSORT À GAZ	KIT DE RÉPARATION	BRIDE	RACCORD DE CHARGE
ITA ORDINE	CILINDRO AD AZOTO	KIT DI MANUTENZIONE	FLANGE	ADATTATORE DI CARICO
ESP PEDIDO	RESORTE DE GAS	KIT DE REPARACION	BRIDA	ADAPTADOR DE CARGA
POR PEDIDO	CILINDRO DE GÁS	KIT DE MANUTENÇÃO	FLANGE	ADAPTADOR DE CARGA

VMD 5000

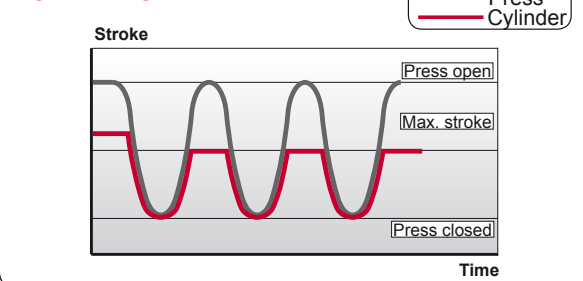
Slowed Return Tool Separation



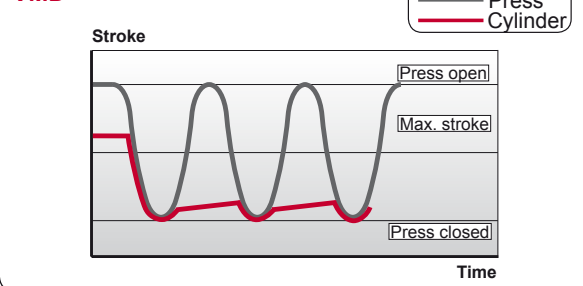
ORDER	S (mm)	L1 ±0,25 (mm)	L (mm)	Kg.
VMD 5000 080	80	300	220	14.60
VMD 5000 100	100	340	240	15.05
VMD 5000 125	125	390	265	16.40
VMD 5000 160	160	460	300	18.20
VMD 5000 200	200	540	340	20.00
VMD 5000 250	250	640	390	23.40
VMD 5000 300	300	740	440	25.00



CONVENTIONAL



VMD



CODE				
	bar	psi	daN	daN
VMD 5000 080	150	2175	4980	7560

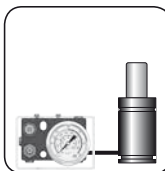
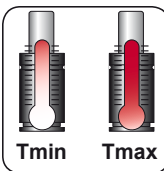

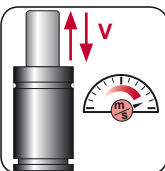
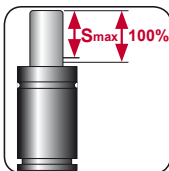
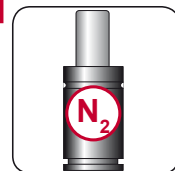


WARNING!
Very slowed return, avoid crush.

	ENG	ORDER		
	DEU	BESTELLUNG	daN	S
	FRA	COMMANDE	mm	
	ITA	ORDINE		
	ESP	PEDIDO		
POR	PEDIDO			

VMD 5000 80

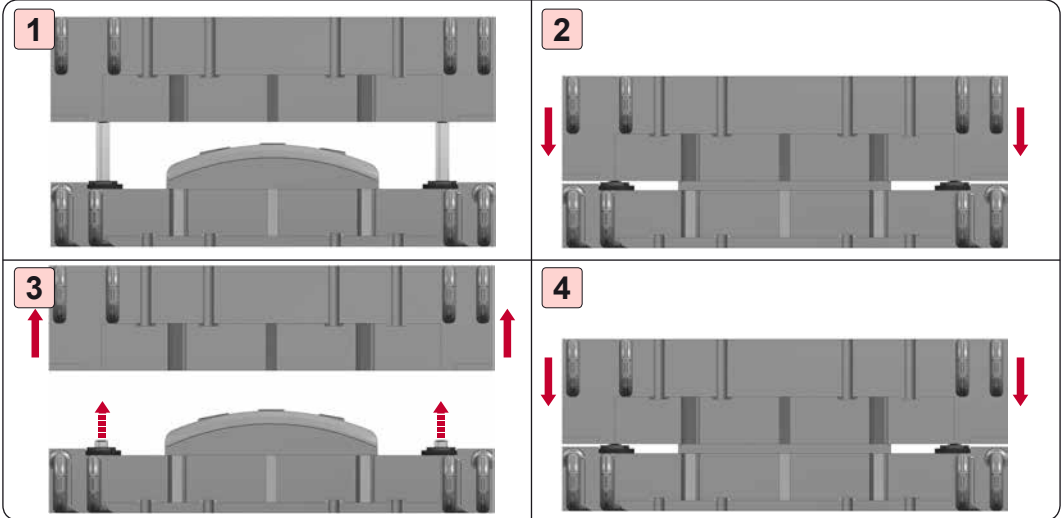
VMD 5000 080



N ₂	Smax < 90%	Vmax 0,5 m/s	bar psi	bar psi	°C °F	°C °F	600 CP-
			20 290	150 2175	0 32	80 176	

VMD 5000 MOUNTS

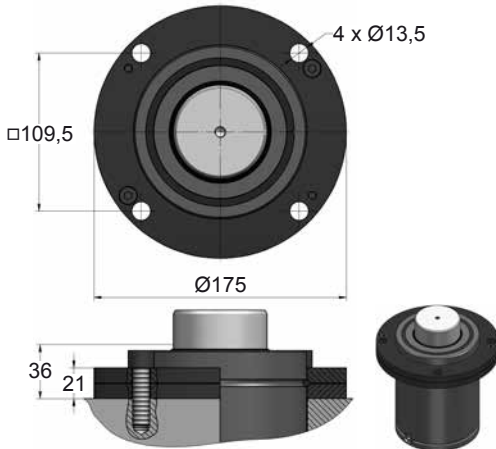
Slowed Return Tool Separation



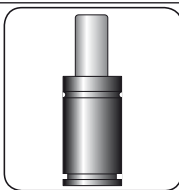
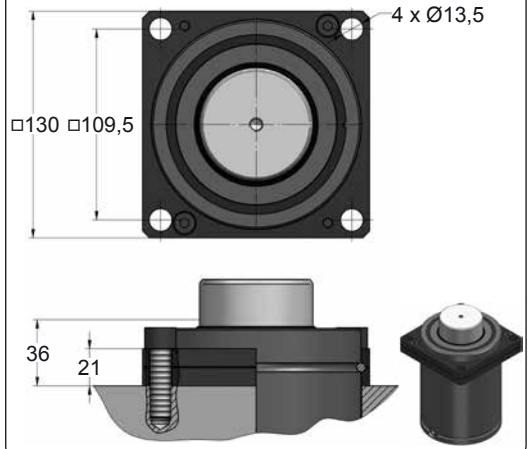
A14-120



E24.54.815.G
EM24.54.700/F

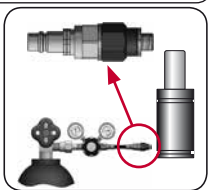
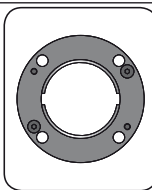


A34-120



**SEAL
KIT S-XXXXXXX**

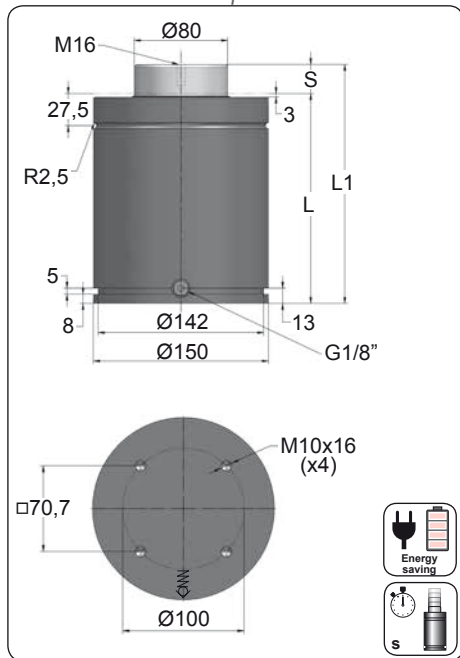
**CARTRIDGE
KIT C-XXXXXXX**



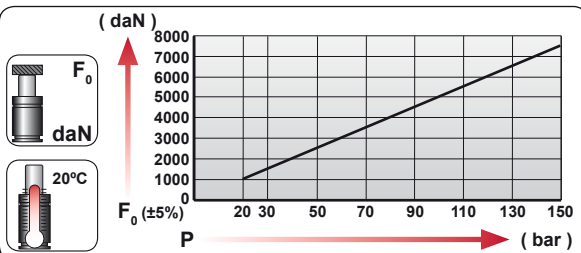
CODE	VMD 5000 080	KIT S-XXXXXXX KIT C-XXXXXXX	A14-120	18 CG 1-Q
ENG ORDER	GAS SPRING	REPAIR KIT	FLANGE	CHARGING ADAPTER
DEU BESTELLUNG	GASDRUCKFEDER	ERSATZTEILSATZ	FLANSCH	LADEADAPTER
FRA COMMANDE	RESSORT À GAZ	KIT DE RÉPARATION	BRIDE	RACCORD DE CHARGE
ITA ORDINE	CILINDRO AD AZOTO	KIT DI MANUTENZIONE	FLANGE	ADATTATORE DI CARICO
ESP PEDIDO	RESORTE DE GAS	KIT DE REPARACION	BRIDA	ADAPTADOR DE CARGA
POR PEDIDO	CILINDRO DE GÁS	KIT DE MANUTENÇÃO	FLANGE	ADAPTADOR DE CARGA

VMD 7500

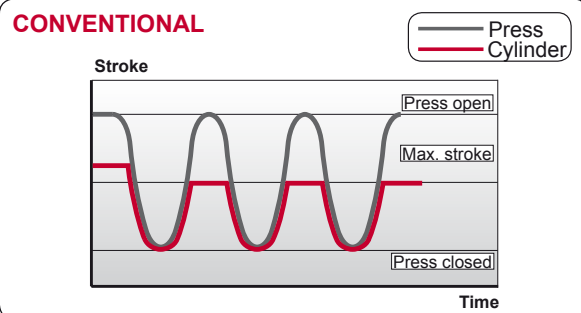
Slowed Return Tool Separation



ORDER	S (mm)	L1 ±0,25 (mm)	L (mm)	Kg.
VMD 7500 080	80	315	235	23.50
VMD 7500 100	100	355	255	26.00
VMD 7500 125	125	405	280	27.00
VMD 7500 160	160	475	315	32.20
VMD 7500 200	200	555	355	34.20
VMD 7500 250	250	655	405	38.20
VMD 7500 300	300	755	455	43.00



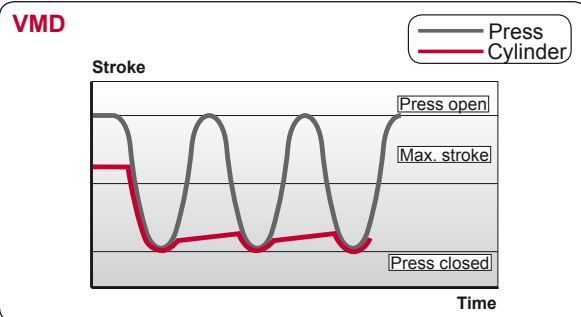
CODE	Pressure		Force F ₀	Force F ₁
	bar	psi	daN	daN
VMD 7500 080	150	2175	7540	11470



WARNING!
Very slowed return, avoid crush.

ENG ORDER
 DEU BESTELLUNG
 FRA COMMANDE
 ITA ORDINE
 ESP PEDIDO
 POR PEDIDO

Force F₀ (daN) and Stroke S (mm) are shown with diagrams. The code **VMD 7500 80** is highlighted.



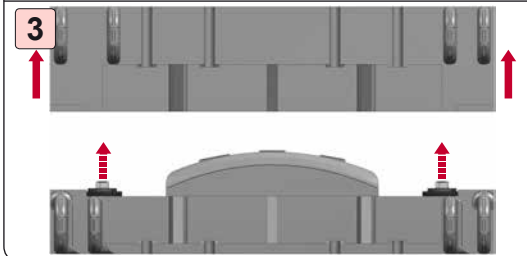
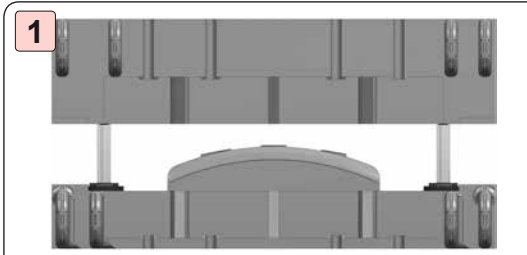
--	--	--	--	--	--	--	--

N ₂	Smax < 90%	Vmax 0,5 m/s	bar psi	bar psi	°C °F	°C °F	600 CP-
			20 290	150 2175	0 32	80 176	

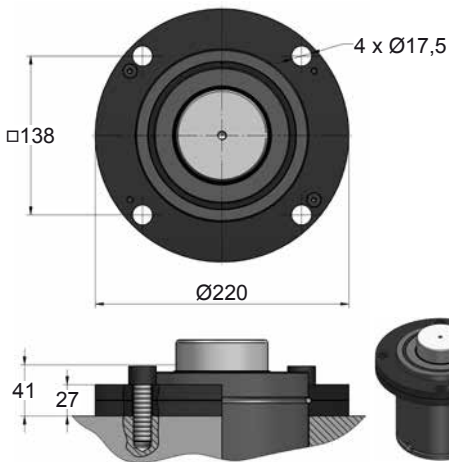


VMD 7500 MOUNTS

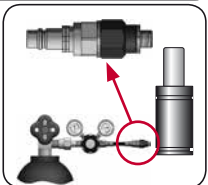
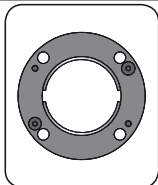
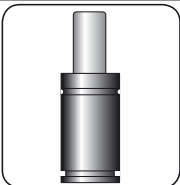

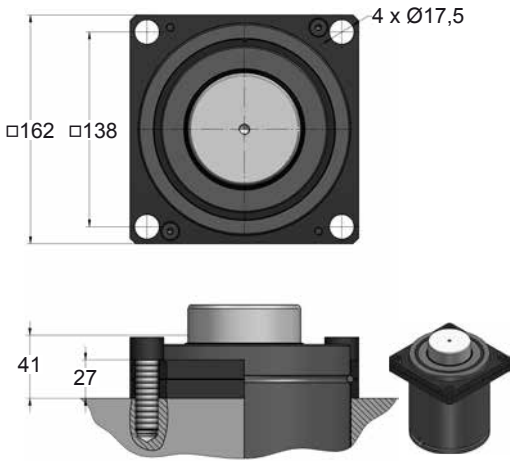
Slowed Return Tool Separation



A14-150



A34-150



CODE	VMD 7500 080	KIT S-XXXXXXX KIT C-XXXXXXX	A14-150	18 CG 1-Q
ENG	ORDER	GAS SPRING	FLANGE	CHARGING ADAPTER
DEU	BESTELLUNG	GASDRUCKFEDER	FLANSCH	LADEADAPTER
FRA	COMMANDE	RESSORT À GAZ	BRIDE	RACCORD DE CHARGE
ITA	ORDINE	CILINDRO AD AZOTO	FLANGE	ADATTATORE DI CARICO
ESP	PEDIDO	RESORTE DE GAS	BRIDA	ADAPTADOR DE CARGA
POR	PEDIDO	CILINDRO DE GÁS	FLANGE	ADAPTADOR DE CARGA

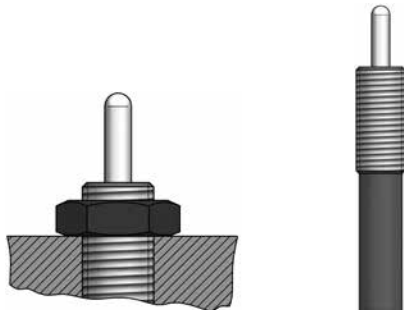




GAS STRIPPERS / STOCK LIFTERS

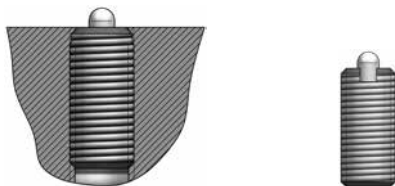
EF_

GAS STRIPPERS



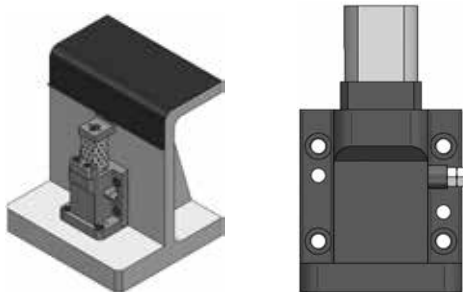
M_

SPRING PLUNGERS



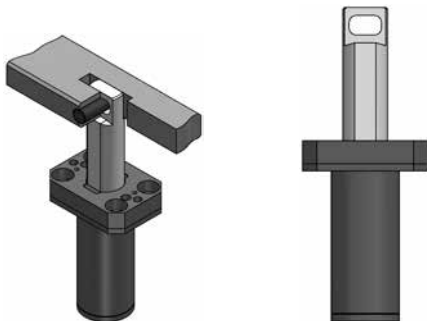
EX_

FLANGE STRIPPERS



EXD_

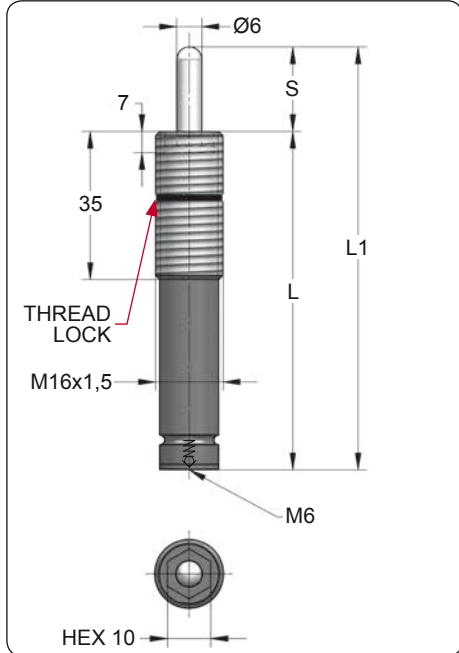
STOCK LIFTERS



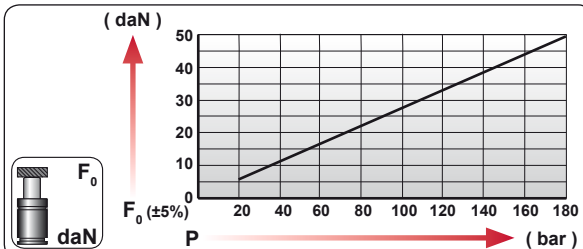
EFG 16

Gas Strippers

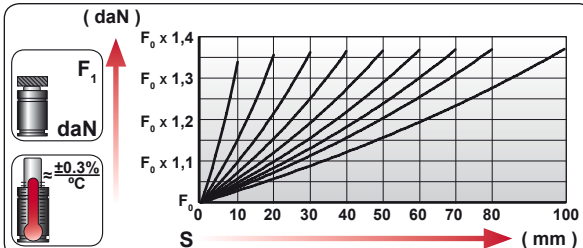
BMW B2 4036	FORD W-DX35-6030	
MB B8 0820 100 000 002	GM 90.25	
VW 39D 549		



CODE	S (mm)	L1 ±0,25 (mm)	L (mm)	Kg.
EFG 16 ... 010	10	80	70	0.08
EFG 16 ... 020	20	100	80	0.09
EFG 16 ... 030	30	120	90	0.09
EFG 16 ... 040	40	140	100	0.10
EFG 16 ... 050	50	160	110	0.11
EFG 16 ... 060	60	180	120	0.11
EFG 16 ... 070	70	200	130	0.12
EFG 16 ... 080	80	220	140	0.12
EFG 16 ... 100	100	260	160	0.14



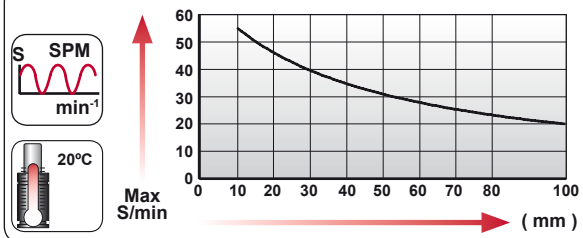
CODE	COLOR	Pressure		Force	
		bar	psi	daN	daN
EFG 16 6 050	Green	20	290	6	8
EFG 16 11 050	Blue	40	580	11	15
EFG 16 21 050	Red	75	1090	21	30
EFG 16 42 050	Yellow	150	2175	42	55
EFG 16 XX 050	Black	20-180	290-2610	6 - 50	8 - 70



	ENG ORDER		
	DEU BESTELLUNG		
	FRA COMMANDE		
	ITA ORDINE		
	ESP PEDIDO		
POR PEDIDO			

EFG 16 50 50

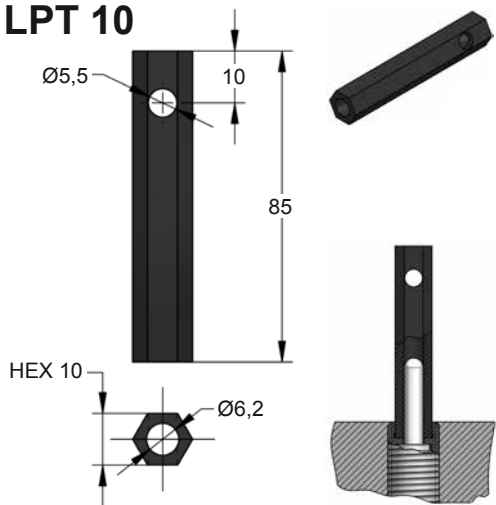
EFG 16 50 050



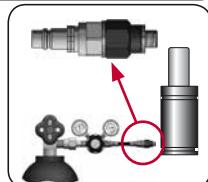
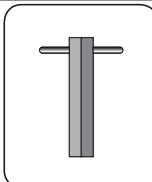
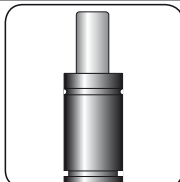
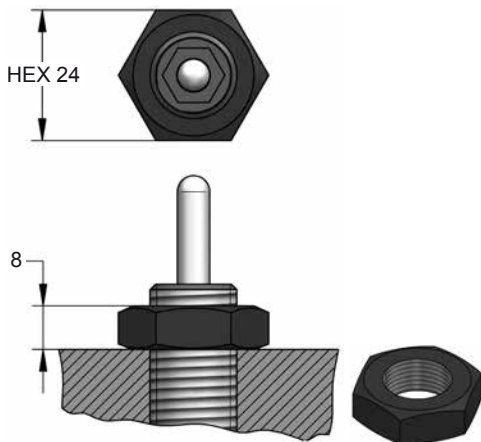
N ₂	S _{max} < 90%	V _{max} 1,6 m/s	P _{min} (20°C)	P _{max} (20°C)	T _{min}	T _{max}	

bar	psi	bar	psi	°C	°F	°C	°F	X
20	290	180	2610	0	32	80	176	

LPT 10



E23-016

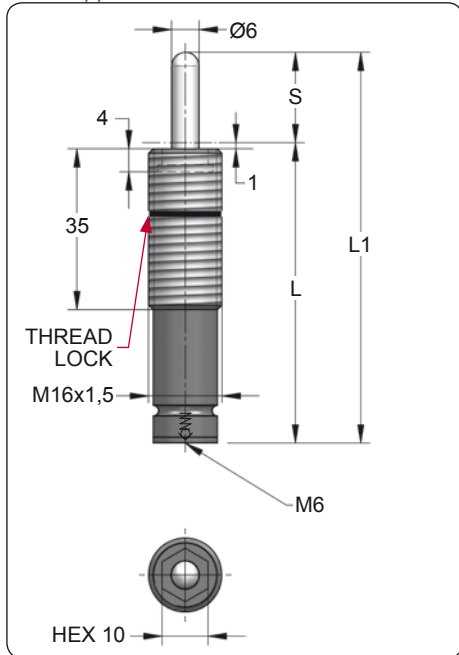


CODE	EFG 16 50 050	X	LPT 10	06 CG 2-Q
ENG ORDER	GAS SPRING	REPAIR KIT	KEY	CHARGING ADAPTER
DEU BESTELLUNG	GASDRUCKFEDER	ERSATZTEILSATZ	MONTAGESCHLÜSSEL	LADEADAPTER
FRA COMMANDE	RESSORT À GAZ	KIT DE RÉPARATION	CLE	RACCORD DE CHARGE
ITA ORDINE	CILINDRO AD AZOTO	KIT DI MANUTENZIONE	CHIAVE	ADATTATORE DI CARICO
ESP PEDIDO	RESORTE DE GAS	KIT DE REPARACION	LLAVE	ADAPTADOR DE CARGA
POR PEDIDO	CILINDRO DE GÁS	KIT DE MANUTENÇÃO	CHAVE	ADAPTADOR DE CARGA

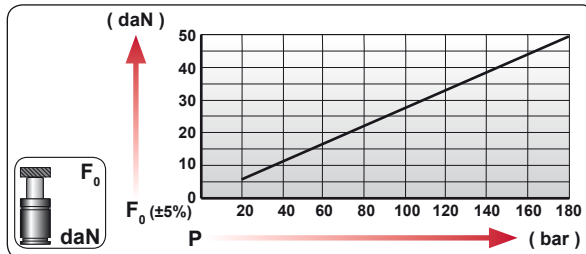
EFGC 16

Gas Strippers

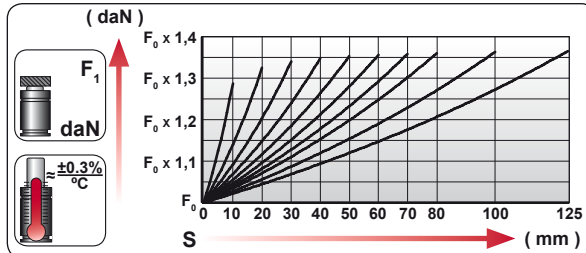
		RENAULT EM24.54.300



CODE	S (mm)	L1 ±0,25 (mm)	L (mm)	Kg.
EFGC 16 ... 010	10	65	55	0.06
EFGC 16 ... 020	20	85	65	0.07
EFGC 16 ... 030	30	105	75	0.07
EFGC 16 ... 040	40	125	85	0.08
EFGC 16 ... 050	50	145	95	0.09
EFGC 16 ... 060	60	165	105	0.09
EFGC 16 ... 070	70	185	115	0.10
EFGC 16 ... 080	80	205	125	0.10
EFGC 16 ... 100	100	245	145	0.12
EFGC 16 ... 125	125	295	170	0.13



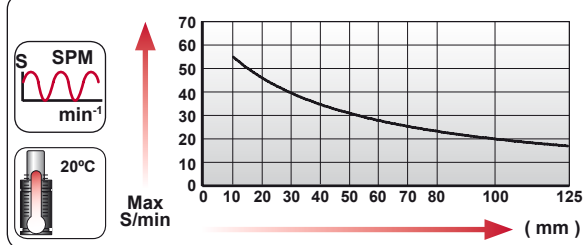
CODE	COLOR	Pressure		Force	
		bar	psi	daN	daN
EFGC 16 6 050	Green	20	290	6	8
EFGC 16 11 050	Blue	40	580	11	15
EFGC 16 21 050	Red	75	1090	21	30
EFGC 16 42 050	Yellow	150	2175	42	55
EFGC 16 XX 050	Black	20-180	290-2610	6 - 50	8 - 70



	ENG ORDER		
	DEU BESTELLUNG		
	FRA COMMANDE		
	ITA ORDINE		
	ESP PEDIDO		
POR PEDIDO			

EFGC 16 50 50

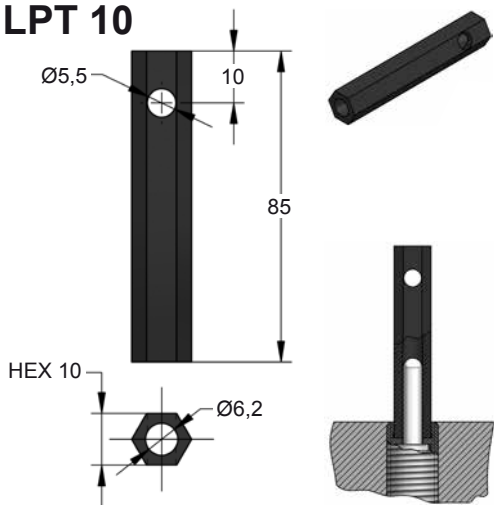
EFGC 16 50 050



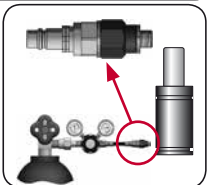
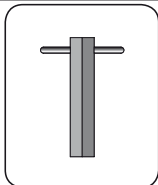




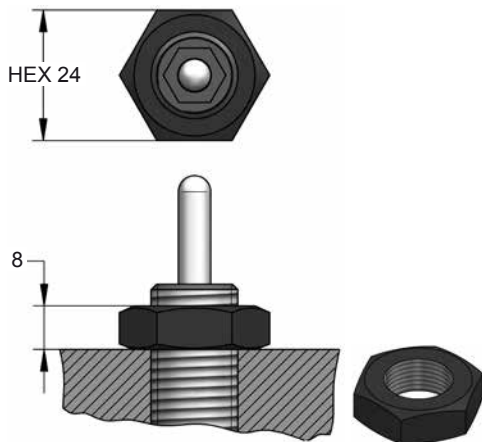
N ₂	S _{max} < 90%	V _{max} 1,6 m/s	P _{min} (20°C)	P _{max} (20°C)	T _{min}	T _{max}	

bar	psi	bar	psi	°C	°F	°C	°F	X
20	290	180	2610	0	32	80	176	

LPT 10



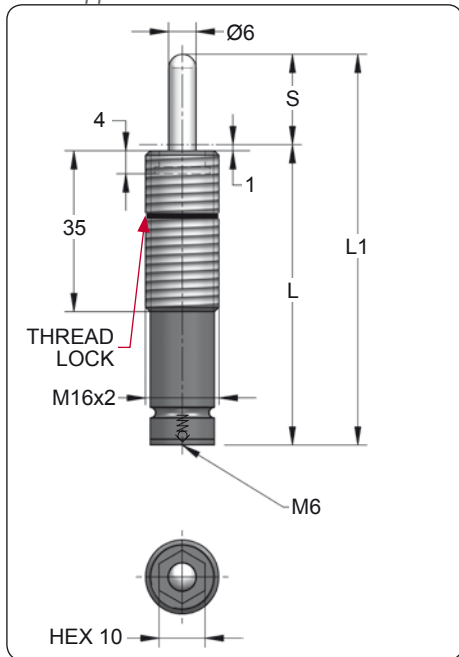
E23-016



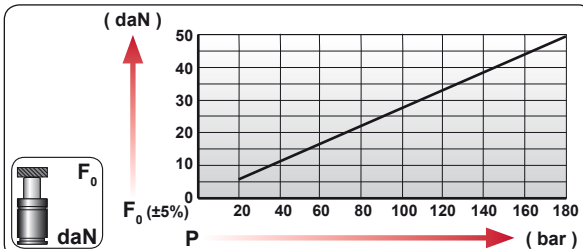
CODE	EFGC 16 50 050	X	LPT 10	06 CG 2-Q
ENG ORDER	GAS SPRING	REPAIR KIT	KEY	CHARGING ADAPTER
DEU BESTELLUNG	GASDRUCKFEDER	ERSATZTEILSATZ	MONTAGESCHLÜSSEL	LADEADAPTER
FRA COMMANDE	RESSORT À GAZ	KIT DE RÉPARATION	CLE	RACCORD DE CHARGE
ITA ORDINE	CILINDRO AD AZOTO	KIT DI MANUTENZIONE	CHIAVE	ADATTATORE DI CARICO
ESP PEDIDO	RESORTE DE GAS	KIT DE REPARACION	LLAVE	ADAPTADOR DE CARGA
POR PEDIDO	CILINDRO DE GÁS	KIT DE MANUTENÇÃO	CHAVE	ADAPTADOR DE CARGA

EFGD 16

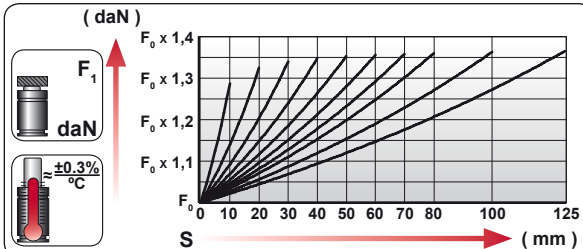
Gas Strippers



CODE	S (mm)	L1 ±0,25 (mm)	L (mm)	Kg.
EFGD 16 ... 010	10	65	55	0.06
EFGD 16 ... 020	20	85	65	0.07
EFGD 16 ... 030	30	105	75	0.07
EFGD 16 ... 040	40	125	85	0.08
EFGD 16 ... 050	50	145	95	0.09
EFGD 16 ... 060	60	165	105	0.09
EFGD 16 ... 070	70	185	115	0.10
EFGD 16 ... 080	80	205	125	0.10
EFGD 16 ... 100	100	245	145	0.12
EFGD 16 ... 125	125	295	170	0.13



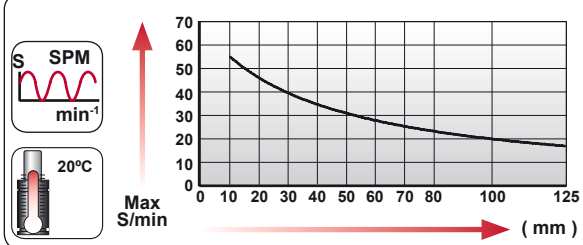
CODE	COLOR	Pressure		Force	
		bar	psi	daN	daN
EFGD 16 6 050	Green	20	290	6	8
EFGD 16 11 050	Blue	40	580	11	15
EFGD 16 21 050	Red	75	1090	21	30
EFGD 16 42 050	Yellow	150	2175	42	55
EFGD 16 XX 050	Black	20-180	290-2610	6 - 50	8 - 70



	ENG ORDER		
	DEU BESTELLUNG		
	FRA COMMANDE		
	ITA ORDINE		
	ESP PEDIDO		
POR PEDIDO			

EFGD 16 50 50

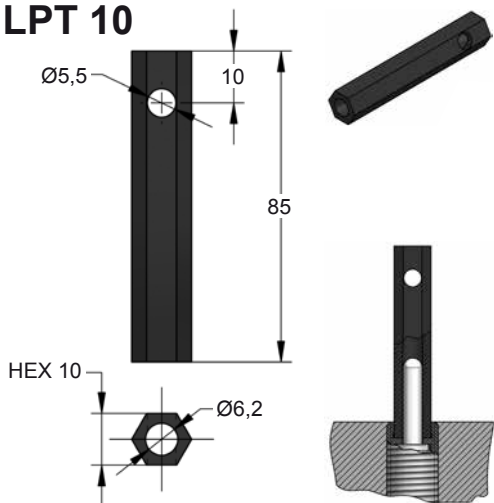
EFGD 16 50 050



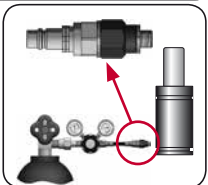
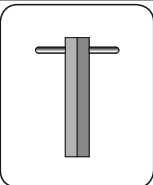
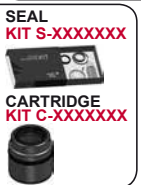



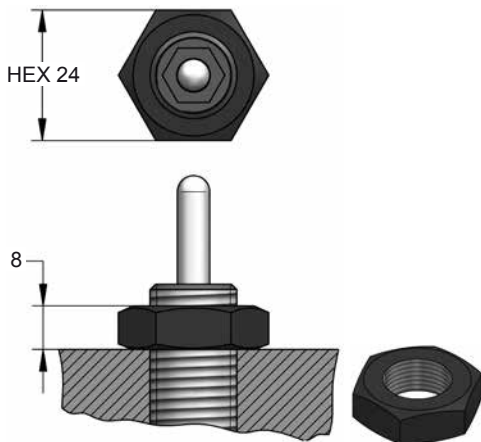
N ₂	S _{max} < 90%	V _{max} 1,6 m/s	P _{min} (20°C)	P _{max} (20°C)	T _{min}	T _{max}	

bar	psi	bar	psi	°C	°F	°C	°F	X
20	290	180	2610	0	32	80	176	

LPT 10



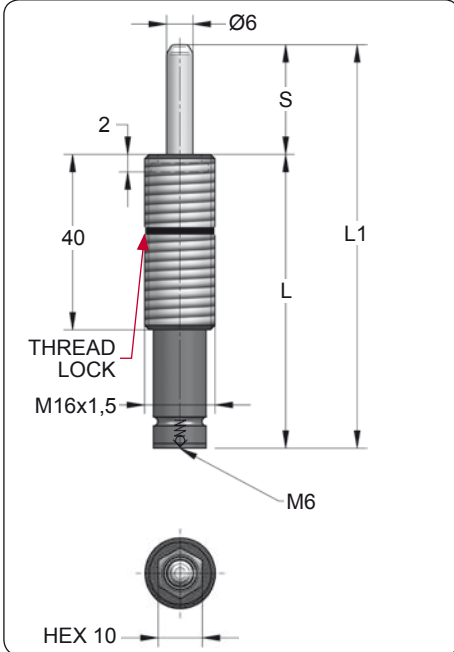
E63-016



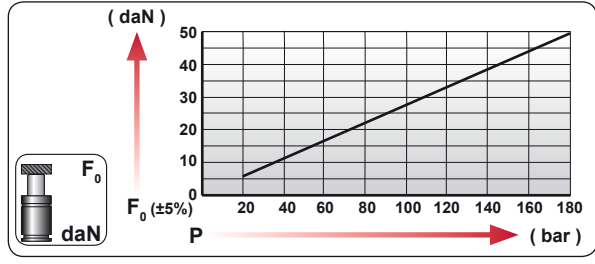
CODE	EFGD 16 50 050	X	LPT 10	06 CG 2-Q
ENG ORDER	GAS SPRING	REPAIR KIT	KEY	CHARGING ADAPTER
DEU BESTELLUNG	GASDRUCKFEDER	ERSATZTEILSATZ	MONTAGESCHLÜSSEL	LADEADAPTER
FRA COMMANDE	RESSORT À GAZ	KIT DE RÉPARATION	CLE	RACCORD DE CHARGE
ITA ORDINE	CILINDRO AD AZOTO	KIT DI MANUTENZIONE	CHIAVE	ADATTATORE DI CARICO
ESP PEDIDO	RESORTE DE GAS	KIT DE REPARACION	LLAVE	ADAPTADOR DE CARGA
POR PEDIDO	CILINDRO DE GÁS	KIT DE MANUTENÇÃO	CHAVE	ADAPTADOR DE CARGA

EFGL 16

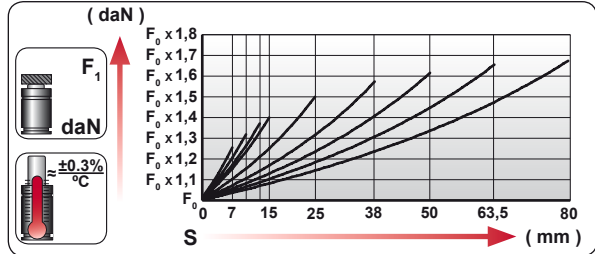
Gas Strippers



CODE	S (mm)	L1 ±0,25 (mm)	L (mm)	Kg.
EFGL 16 ... 007	7	56	49	0.06
EFGL 16 ... 010	10	62	52	0.06
EFGL 16 ... 012	12.7	67.4	54.7	0.06
EFGL 16 ... 015	15	72	57	0.07
EFGL 16 ... 025	25	92	67	0.07
EFGL 16 ... 038	38	118	80	0.08
EFGL 16 ... 050	50	142	92	0.09
EFGL 16 ... 063	63.5	172	108.5	0.09
EFGL 16 ... 080	80	205	125	0.10



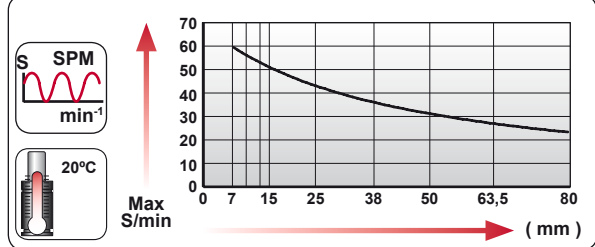
CODE	COLOR	Pressure		Force	
		bar	psi	daN	daN
EFGL 16 13 050	Green	45	650	13	20
EFGL 16 25 050	Blue	90	1305	25	40
EFGL 16 38 050	Red	135	1960	38	60
EFGL 16 50 050	Yellow	180	2610	50	80
EFGL 16 XX 050	Black	20-180	290-2610	6 - 50	8 - 80



	ENG ORDER		
	DEU BESTELLUNG		
	FRA COMMANDE		
	ITA ORDINE		
	ESP PEDIDO		
POR PEDIDO			

EFGL 16 50 50

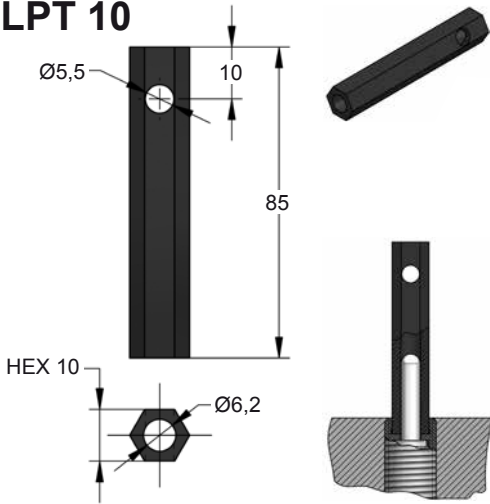
EFGL 16 50 050



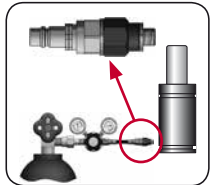
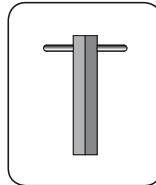
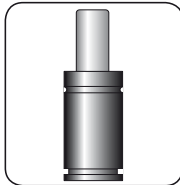


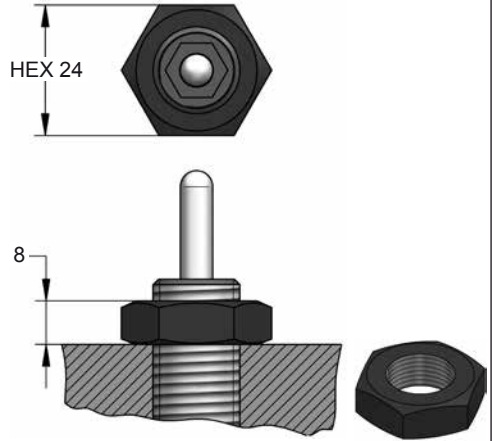
--	--	--	--	--	--	--	--

N ₂	Smax < 90%	Vmax 1,6 m/s	bar psi	bar psi	°C °F	°C °F	°C °F	
			20 290	180 2610	0 32	80 176		

LPT 10



E23-016

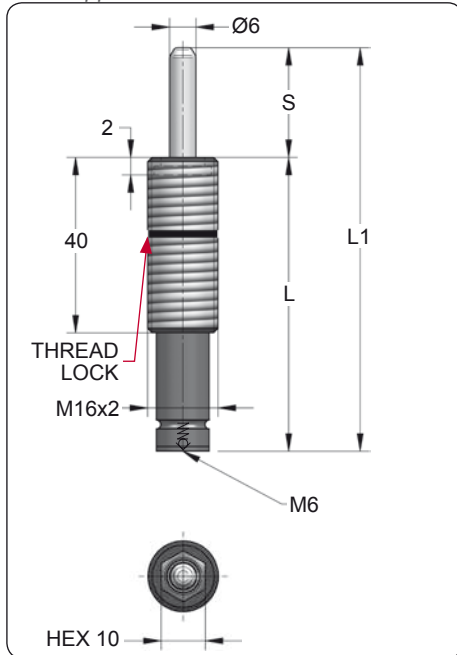


CODE	EFGL 16 50 050	X	LPT 10	06 CG 2-Q
ENG ORDER	GAS SPRING	REPAIR KIT	KEY	CHARGING ADAPTER
DEU BESTELLUNG	GASDRUCKFEDER	ERSATZTEILSATZ	MONTAGESCHLÜSSEL	LADEADAPTER
FRA COMMANDE	RESSORT À GAZ	KIT DE RÉPARATION	CLE	RACCORD DE CHARGE
ITA ORDINE	CILINDRO AD AZOTO	KIT DI MANUTENZIONE	CHIAVE	ADATTATORE DI CARICO
ESP PEDIDO	RESORTE DE GAS	KIT DE REPARACION	LLAVE	ADAPTADOR DE CARGA
POR PEDIDO	CILINDRO DE GAS	KIT DE MANUTENÇÃO	CHAVE	ADAPTADOR DE CARGA

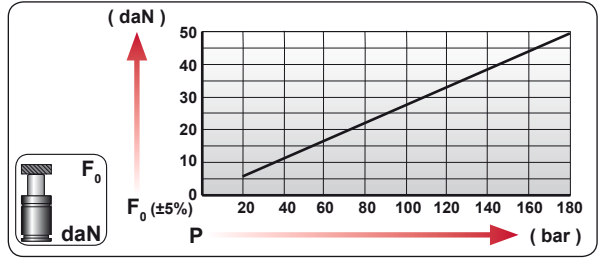
EFGQ 16

Gas Strippers

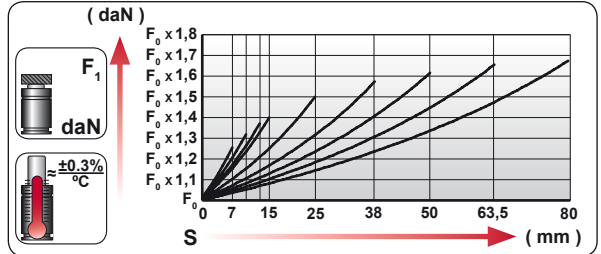
FORD W-DX35-8031	



CODE	S (mm)	L1 ±0,25 (mm)	L (mm)	Kg.
EFGQ 16 ... 007	7	56	49	0.06
EFGQ 16 ... 010	10	62	52	0.06
EFGQ 16 ... 012	12.7	67.4	54.7	0.06
EFGQ 16 ... 015	15	72	57	0.07
EFGQ 16 ... 025	25	92	67	0.07
EFGQ 16 ... 038	38	118	80	0.08
EFGQ 16 ... 050	50	142	92	0.09
EFGQ 16 ... 063	63.5	172	108.5	0.09
EFGQ 16 ... 080	80	205	125	0.10



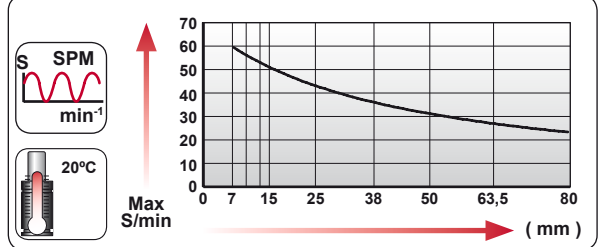
CODE	COLOR	Pressure		Force	
		bar	psi	daN	daN
EFGQ 16 13 050	Green	45	650	13	20
EFGQ 16 25 050	Blue	90	1305	25	40
EFGQ 16 38 050	Red	135	1960	38	60
EFGQ 16 50 050	Yellow	180	2610	50	80
EFGQ 16 XX 050	Black	20-180	290-2610	6 - 50	8 - 80



	ENG ORDER		F ₀ daN		S mm
	DEU BESTELLUNG				
	FRA COMMANDE				
	ITA ORDINE				
	ESP PEDIDO				
POR PEDIDO					

EFGQ 16 50 50

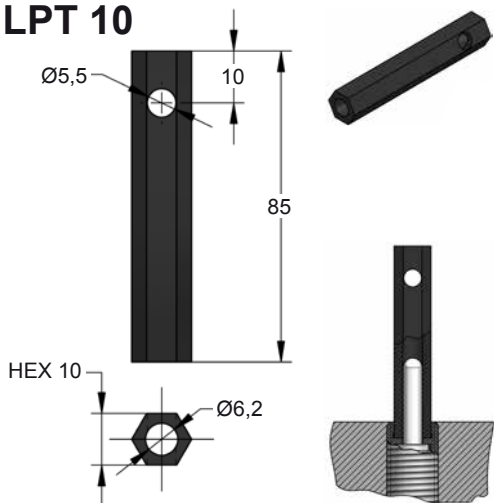
EFGQ 16 50 050



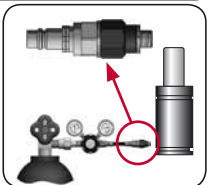
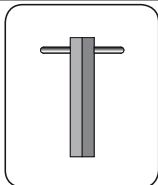




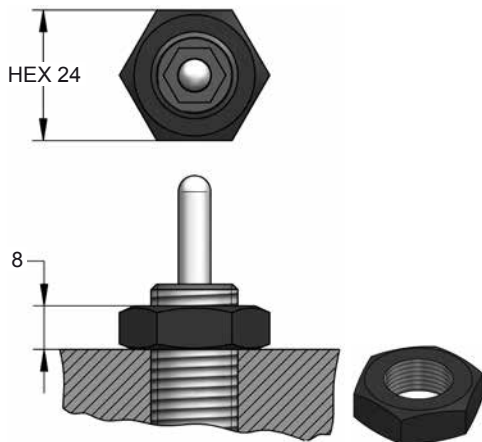
--	--	--	--	--	--	--	--

N ₂	Smax < 90%	Vmax 1,6 m/s	bar psi	bar psi	°C °F	°C °F	°C °F	
			20 290	180 2610	0 32	80 176		

LPT 10



E63-016

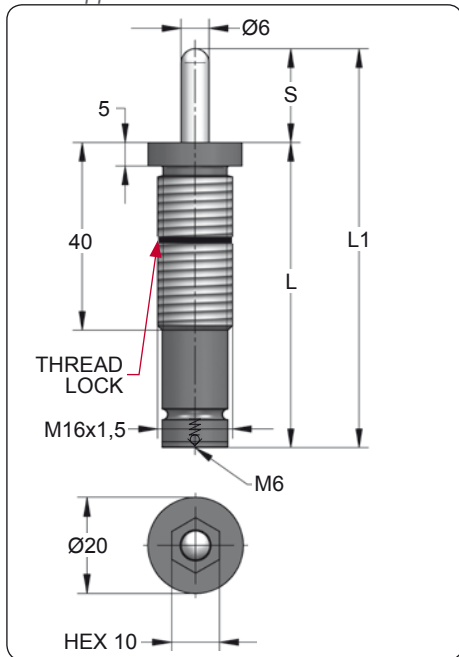


CODE	EFGQ 16 50 050	X	LPT 10	06 CG 2-Q
ENG ORDER	GAS SPRING	REPAIR KIT	KEY	CHARGING ADAPTER
DEU BESTELLUNG	GASDRUCKFEDER	ERSATZTEILSATZ	MONTAGESCHLÜSSEL	LADEADAPTER
FRA COMMANDE	RESSORT À GAZ	KIT DE RÉPARATION	CLE	RACCORD DE CHARGE
ITA ORDINE	CILINDRO AD AZOTO	KIT DI MANUTENZIONE	CHIAVE	ADATTATORE DI CARICO
ESP PEDIDO	RESORTE DE GAS	KIT DE REPARACION	LLAVE	ADAPTADOR DE CARGA
POR PEDIDO	CILINDRO DE GÁS	KIT DE MANUTENÇÃO	CHAVE	ADAPTADOR DE CARGA

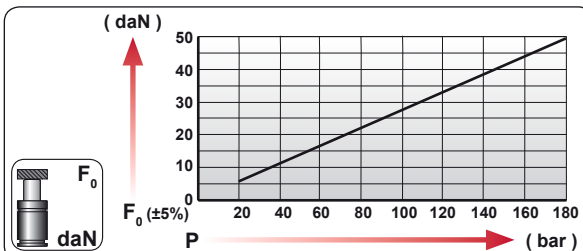
EFT 16

Gas Strippers

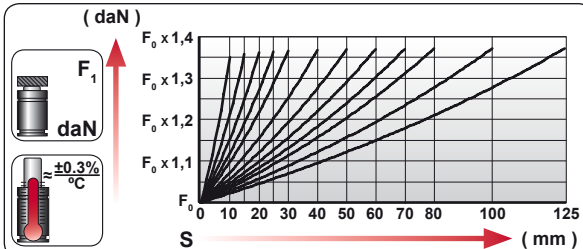
	GM	90.80
--	----	-------



CODE	S (mm)	L1 ±0,25 (mm)	L (mm)	Kg.
EFT 16 ... 010	10	65	55	0.07
EFT 16 ... 015	15	75	60	0.07
EFT 16 ... 020	20	85	65	0.08
EFT 16 ... 025	25	95	70	0.08
EFT 16 ... 030	30	105	75	0.08
EFT 16 ... 040	40	125	85	0.09
EFT 16 ... 050	50	145	95	0.09
EFT 16 ... 060	60	165	105	0.10
EFT 16 ... 070	70	185	115	0.11
EFT 16 ... 080	80	205	125	0.11
EFT 16 ... 100	100	245	145	0.13
EFT 16 ... 125	125	295	170	0.14



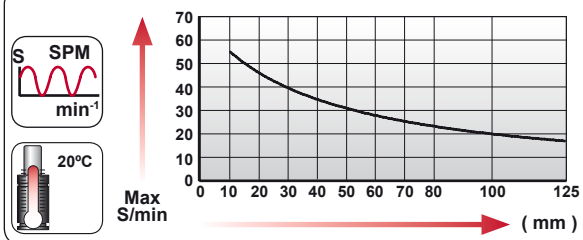
CODE	COLOR	Pressure		Force	
		bar	psi	daN	daN
EFT 16 6 050	Green	20	290	6	8
EFT 16 11 050	Blue	40	580	11	15
EFT 16 21 050	Red	75	1090	21	30
EFT 16 42 050	Yellow	150	2175	42	55
EFT 16 XX 050	Black	20-180	290-2610	6 - 50	8 - 70



	ENG ORDER		
	DEU BESTELLUNG		
	FRA COMMANDE		
	ITA ORDINE		
	ESP PEDIDO		
POR PEDIDO			

EFT 16 50 50

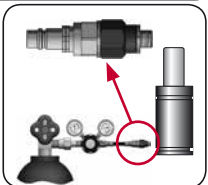
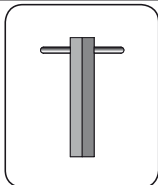




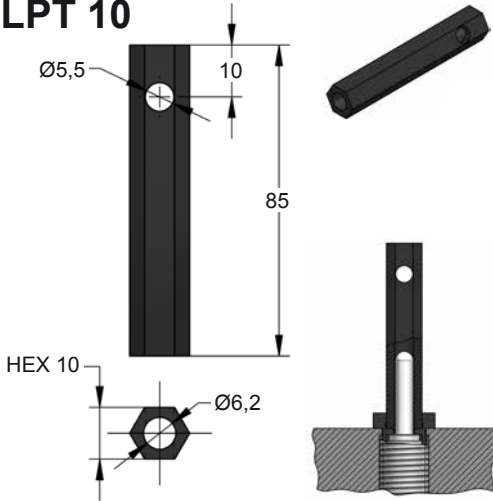
EFT 16 50 050



N ₂	S _{max} < 90%	V _{max} 1,6 m/s	P _{min} (20°C)	P _{max} (20°C)	T _{min}	T _{max}	

bar	psi	bar	psi	°C	°F	°C	°F	X
20	290	180	2610	0	32	80	176	

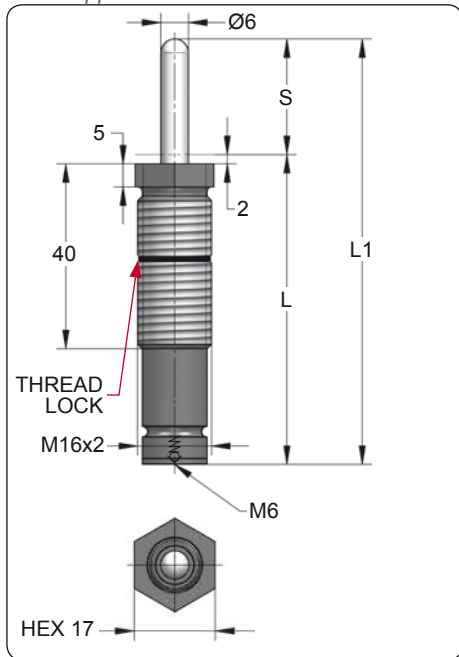
LPT 10



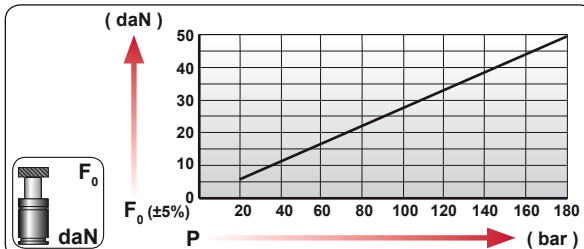
CODE	EFT 16 50 050	X	LPT 10	06 CG 2-Q
ENG ORDER	GAS SPRING	REPAIR KIT	KEY	CHARGING ADAPTER
DEU BESTELLUNG	GASDRUCKFEDER	ERSATZTEILSATZ	MONTAGESCHLÜSSEL	LADEADAPTER
FRA COMMANDE	RESSORT À GAZ	KIT DE RÉPARATION	CLE	RACCORD DE CHARGE
ITA ORDINE	CILINDRO AD AZOTO	KIT DI MANUTENZIONE	CHIAVE	ADATTATORE DI CARICO
ESP PEDIDO	RESORTE DE GAS	KIT DE REPARACION	LLAVE	ADAPTADOR DE CARGA
POR PEDIDO	CILINDRO DE GAS	KIT DE MANUTENÇÃO	CHAVE	ADAPTADOR DE CARGA

EFV 16

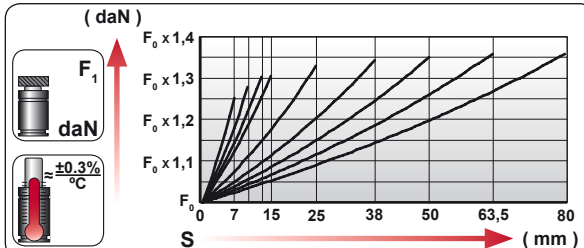
Gas Strippers



CODE	S (mm)	L1 ±0,25 (mm)	L (mm)	Kg.
EFV 16 ... 007	7	56	49	0.06
EFV 16 ... 010	10	62	52	0.06
EFV 16 ... 012	12.7	67.4	54.7	0.06
EFV 16 ... 015	15	72	57	0.07
EFV 16 ... 025	25	92	67	0.07
EFV 16 ... 038	38	118	80	0.08
EFV 16 ... 050	50	142	92	0.09
EFV 16 ... 063	63.5	172	108.5	0.10
EFV 16 ... 080	80	205	125	0.11



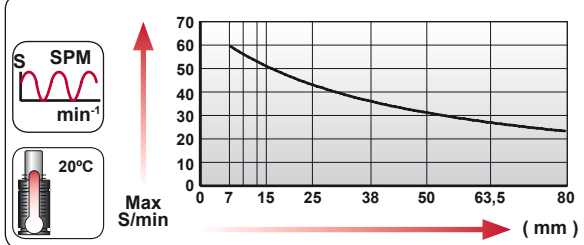
CODE	COLOR	Pressure		Force	
		bar	psi	daN	daN
EFV 16 13 050	Green	45	650	13	20
EFV 16 25 050	Blue	90	1305	25	40
EFV 16 38 050	Red	135	1960	38	60
EFV 16 50 050	Yellow	180	2610	50	80
EFV 16 XX 050	Black	20-180	290-2610	6 - 50	8 - 80



	ENG ORDER		F ₀	daN		S	mm
	DEU BESTELLUNG						
	FRA COMMANDE						
	ITA ORDINE						
	ESP PEDIDO						
POR PEDIDO							

EFV 16 50 50

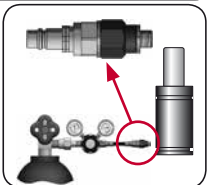
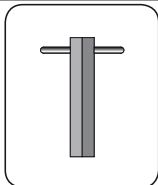
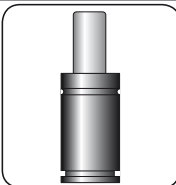


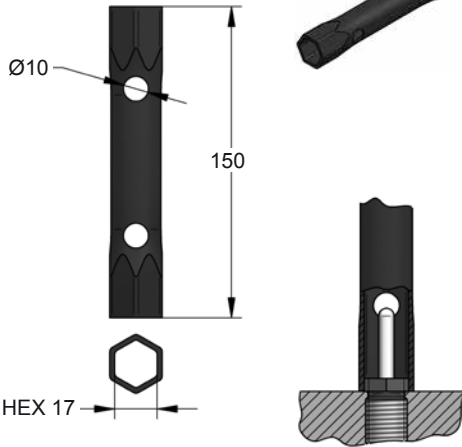
EFV 16 50 050



N ₂	S _{max} < 90%	V _{max} 1,6 m/s	P _{min} (20°C)	P _{max} (20°C)	T _{min}	T _{max}	

bar	psi	bar	psi	°C	°F	°C	°F	X
20	290	180	2610	0	32	80	176	

LPV 16-17

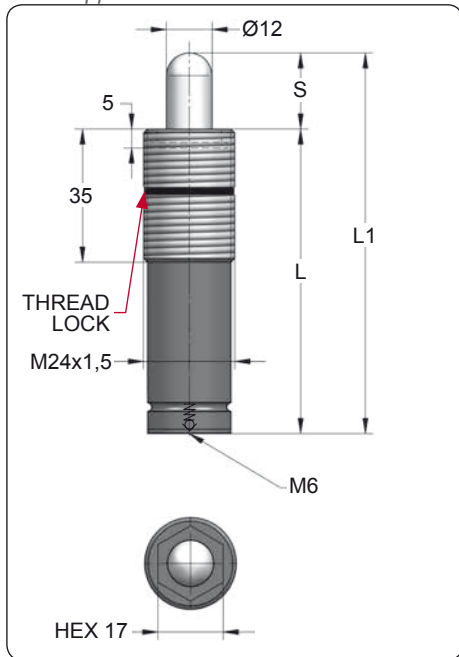


CODE	EFV 16 50 050	X	LPV 16-17	06 CG 2-Q
ENG ORDER	GAS SPRING	REPAIR KIT	KEY	CHARGING ADAPTER
DEU BESTELLUNG	GASDRUCKFEDER	ERSATZTEILSATZ	MONTAGESCHLÜSSEL	LADEADAPTER
FRA COMMANDE	RESSORT À GAZ	KIT DE RÉPARATION	CLE	RACCORD DE CHARGE
ITA ORDINE	CILINDRO AD AZOTO	KIT DI MANUTENZIONE	CHIAVE	ADATTATORE DI CARICO
ESP PEDIDO	RESORTE DE GAS	KIT DE REPARACION	LLAVE	ADAPTADOR DE CARGA
POR PEDIDO	CILINDRO DE GÁS	KIT DE MANUTENÇÃO	CHAVE	ADAPTADOR DE CARGA

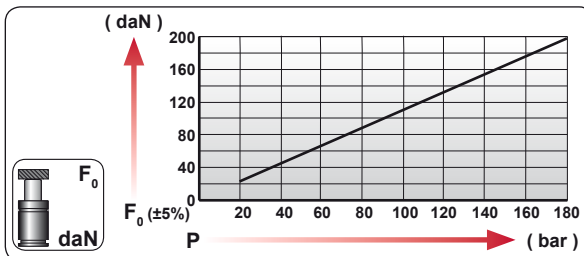
EFG 24

Gas Strippers

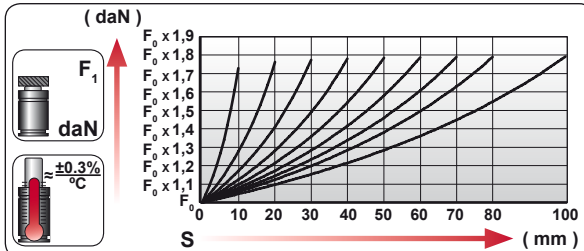
	FORD W-DX35-6030	
MB B8 0820 100 000 002	GM 90.25	
VW 39D 549		



CODE	S (mm)	L1 ±0,25 (mm)	L (mm)	Kg.
EFG 24 ... 010	10	80	70	0.19
EFG 24 ... 020	20	100	80	0.21
EFG 24 ... 030	30	120	90	0.23
EFG 24 ... 040	40	140	100	0.25
EFG 24 ... 050	50	160	110	0.27
EFG 24 ... 060	60	180	120	0.29
EFG 24 ... 070	70	200	130	0.31
EFG 24 ... 080	80	220	140	0.32
EFG 24 ... 100	100	260	160	0.36



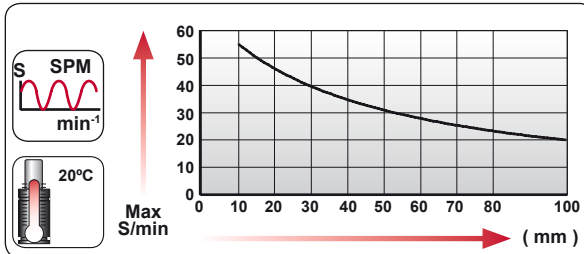
CODE	COLOR	Pressure		Force	
		bar	psi	daN	daN
EFG 24 23 050	Green	20	290	23	40
EFG 24 45 050	Blue	40	580	45	80
EFG 24 85 050	Red	75	1090	85	150
EFG 24 170 050	Yellow	150	2175	170	300
EFG 24 XXX 050	Black	20-180	290-2610	23 - 200	40 - 355



	ENG ORDER		
	DEU BESTELLUNG	daN	mm
	FRA COMMANDE		
	ITA ORDINE		
	ESP PEDIDO		
POR PEDIDO			

EFG 24 200 50

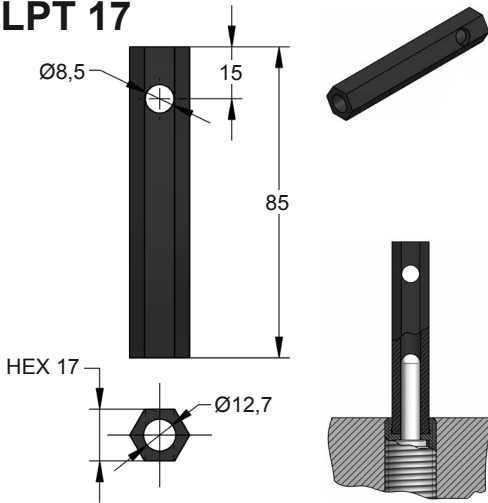
EFG 24 200 050



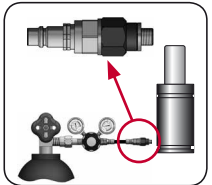
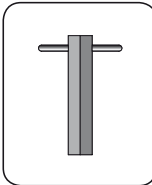
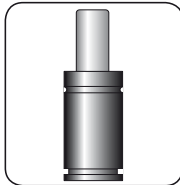


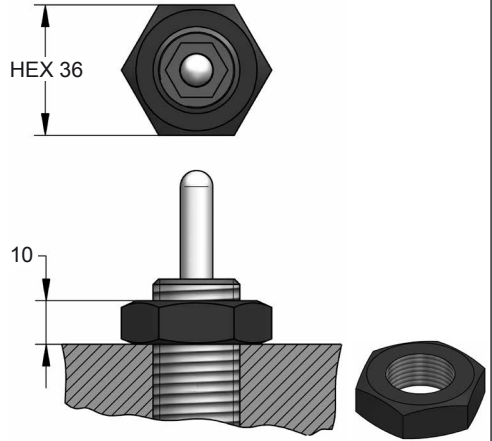
N ₂	S _{max} < 90%	V _{max} 1,6 m/s	P _{min} (20°C)	P _{max} (20°C)	T _{min}	T _{max}	

bar	psi	bar	psi	°C	°F	°C	°F	X
20	290	180	2610	0	32	80	176	

LPT 17



E23-024

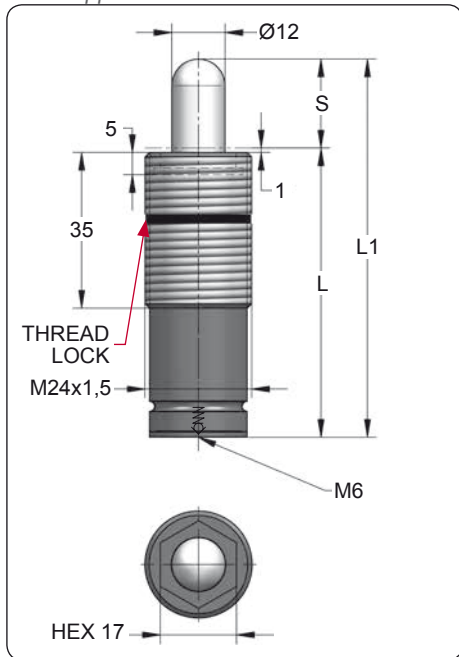


CODE	EFG 24 200 050	X	LPT 17	06 CG 2-Q
ENG ORDER	GAS SPRING	REPAIR KIT	KEY	CHARGING ADAPTER
DEU BESTELLUNG	GASDRUCKFEDER	ERSATZTEILSATZ	MONTAGESCHLÜSSEL	LADEADAPTER
FRA COMMANDE	RESSORT À GAZ	KIT DE RÉPARATION	CLE	RACCORD DE CHARGE
ITA ORDINE	CILINDRO AD AZOTO	KIT DI MANUTENZIONE	CHIAVE	ADATTATORE DI CARICO
ESP PEDIDO	RESORTE DE GAS	KIT DE REPARACION	LLAVE	ADAPTADOR DE CARGA
POR PEDIDO	CILINDRO DE GÁS	KIT DE MANUTENÇÃO	CHAVE	ADAPTADOR DE CARGA

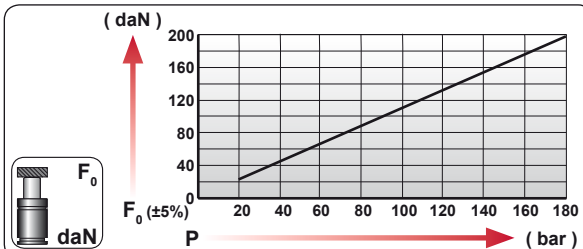
EFGC 24

Gas Strippers

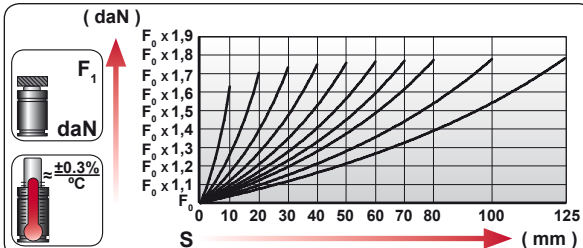




CODE	S (mm)	L1 ±0,25 (mm)	L (mm)	Kg.
EFGC 24 ... 010	10	65	55	0.15
EFGC 24 ... 020	20	85	65	0.17
EFGC 24 ... 030	30	105	75	0.18
EFGC 24 ... 040	40	125	85	0.20
EFGC 24 ... 050	50	145	95	0.22
EFGC 24 ... 060	60	165	105	0.24
EFGC 24 ... 070	70	185	115	0.26
EFGC 24 ... 080	80	205	125	0.28
EFGC 24 ... 100	100	245	145	0.32
EFGC 24 ... 125	125	295	170	0.36



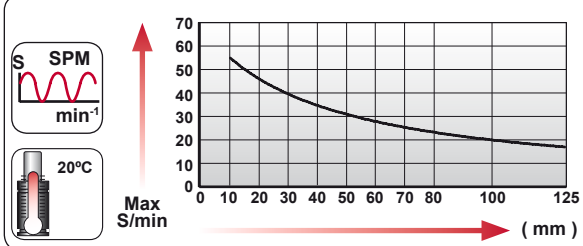
CODE	COLOR	Pressure		Force	
		bar	psi	daN	daN
EFGC 24 23 050	Green	20	290	23	40
EFGC 24 45 050	Blue	40	580	45	80
EFGC 24 85 050	Red	75	1090	85	150
EFGC 24 170 050	Yellow	150	2175	170	300
EFGC 24 XXX 050	Black	20-180	290-2610	23 - 200	40 - 350



	ENG ORDER		
	DEU BESTELLUNG		
	FRA COMMANDE		
	ITA ORDINE		
	ESP PEDIDO		
POR PEDIDO			

EFGC 24 200 50

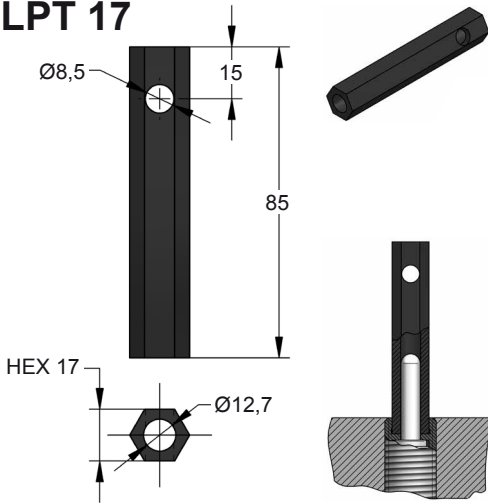
EFGC 24 200 050



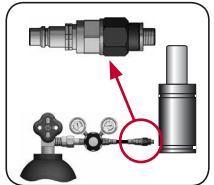
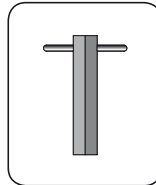
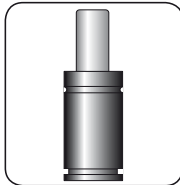


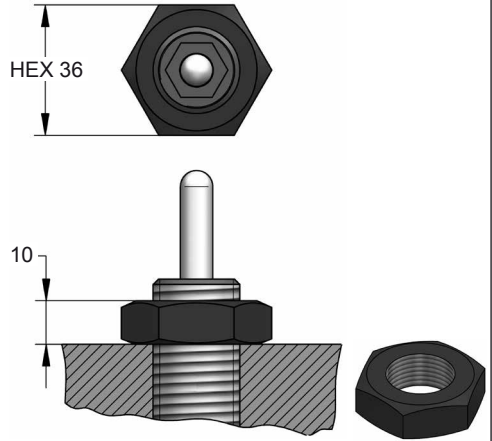
--	--	--	--	--	--	--	--

N ₂	S _{max} < 90%	V _{max} 1,6 m/s	bar psi	bar psi	°C °F	°C °F	°C °F	
			20 290	180 2610	0 32	80 176		

LPT 17



E23-024

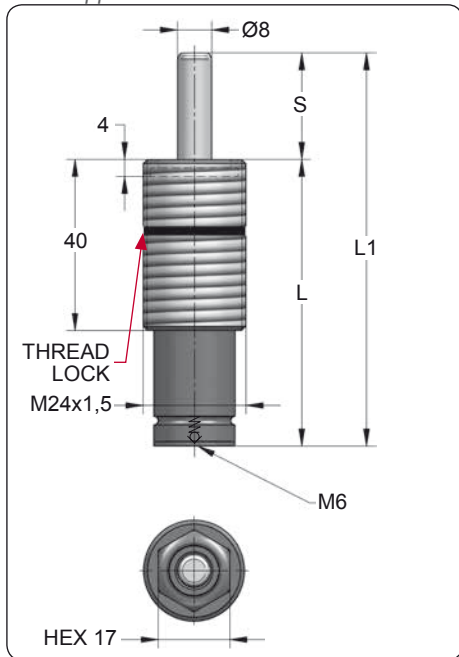


CODE	EFGC 24 200 050	X	LPT 17	06 CG 2-Q
ENG ORDER	GAS SPRING	REPAIR KIT	KEY	CHARGING ADAPTER
DEU BESTELLUNG	GASDRUCKFEDER	ERSATZTEILSATZ	MONTAGESCHLÜSSEL	LADEADAPTER
FRA COMMANDE	RESSORT À GAZ	KIT DE RÉPARATION	CLE	RACCORD DE CHARGE
ITA ORDINE	CILINDRO AD AZOTO	KIT DI MANUTENZIONE	CHIAVE	ADATTATORE DI CARICO
ESP PEDIDO	RESORTE DE GAS	KIT DE REPARACION	LLAVE	ADAPTADOR DE CARGA
POR PEDIDO	CILINDRO DE GÁS	KIT DE MANUTENÇÃO	CHAVE	ADAPTADOR DE CARGA

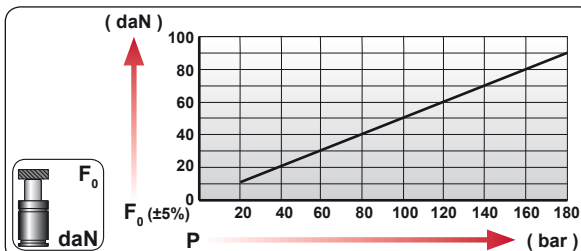
EFGL 24

Gas Strippers

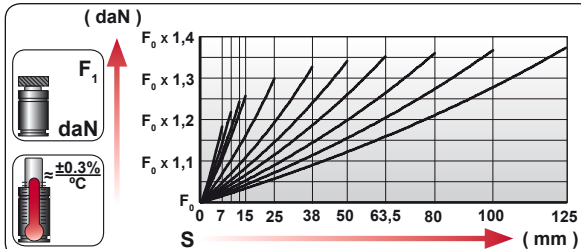
	FORD W-DX35-8018	



CODE	S (mm)	L1 ±0,25 (mm)	L (mm)	Kg.
EFGL 24 ... 007	7	56	49	0.12
EFGL 24 ... 010	10	62	52	0.12
EFGL 24 ... 012	12.7	67.4	54.7	0.13
EFGL 24 ... 015	15	72	57	0.13
EFGL 24 ... 025	25	92	67	0.15
EFGL 24 ... 038	38	118	80	0.16
EFGL 24 ... 050	50	142	92	0.17
EFGL 24 ... 063	63.5	172	109	0.19
EFGL 24 ... 080	80	205	125	0.21
EFGL 24 ... 100	100	245	145	0.23
EFGL 24 ... 125	125	295	170	0.26



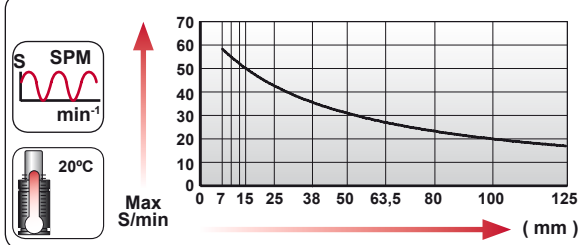
CODE	COLOR	Pressure		Force	
		bar	psi	daN	daN
EFGL 24 30 050	Green	60	870	30	40
EFGL 24 50 050	Blue	100	1450	50	65
EFGL 24 70 050	Red	140	2030	70	95
EFGL 24 90 050	Yellow	180	2610	90	120
EFGL 24 XX 050	Black	20-180	290-2610	10 - 90	13 - 120



	ENG ORDER		
	DEU BESTELLUNG		
	FRA COMMANDE		
	ITA ORDINE		
	ESP PEDIDO		
POR PEDIDO			

EFGL 24 90 50

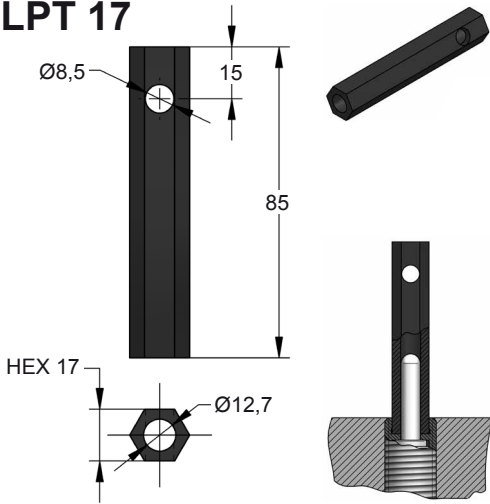
EFGL 24 90 050



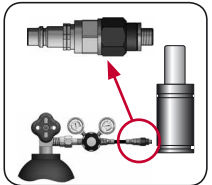
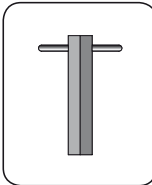
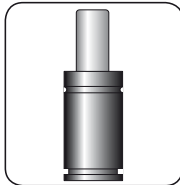



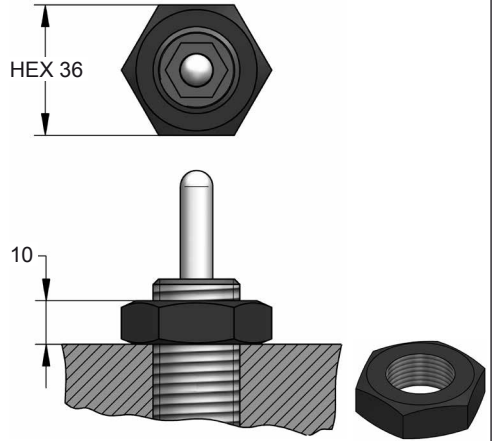
N ₂	S _{max} < 90%	V _{max} 1,6 m/s	P _{min} (20°C)	P _{max} (20°C)	T _{min}	T _{max}	

bar	psi	bar	psi	°C	°F	°C	°F	X
20	290	180	2610	0	32	80	176	

LPT 17



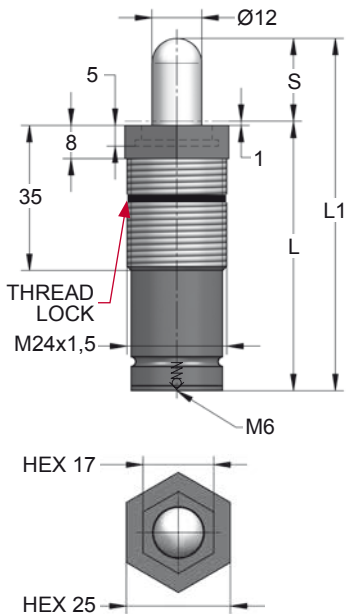
E23-024



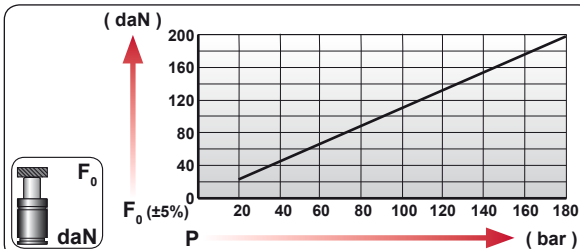
CODE	EFGL 24 90 050	X	LPT 17	06 CG 2-Q
ENG ORDER	GAS SPRING	REPAIR KIT	KEY	CHARGING ADAPTER
DEU BESTELLUNG	GASDRUCKFEDER	ERSATZTEILSATZ	MONTAGESCHLÜSSEL	LADEADAPTER
FRA COMMANDE	RESSORT À GAZ	KIT DE RÉPARATION	CLE	RACCORD DE CHARGE
ITA ORDINE	CILINDRO AD AZOTO	KIT DI MANUTENZIONE	CHIAVE	ADATTATORE DI CARICO
ESP PEDIDO	RESORTE DE GAS	KIT DE REPARACION	LLAVE	ADAPTADOR DE CARGA
POR PEDIDO	CILINDRO DE GÁS	KIT DE MANUTENÇÃO	CHAVE	ADAPTADOR DE CARGA

EFK 24

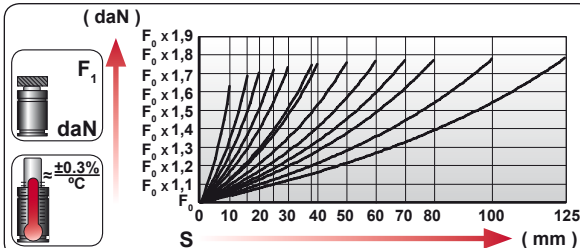
Gas Strippers



CODE	S (mm)	L1 ±0,25 (mm)	L (mm)	Kg.
EFK 24 ... 010	10	65	55	0.15
EFK 24 ... 016	16	77	61	0.16
EFK 24 ... 020	20	85	65	0.17
EFK 24 ... 025	25	95	70	0.18
EFK 24 ... 030	30	105	75	0.19
EFK 24 ... 038	38	121	83	0.21
EFK 24 ... 040	40	125	85	0.21
EFK 24 ... 050	50	145	95	0.23
EFK 24 ... 060	60	165	105	0.25
EFK 24 ... 070	70	185	115	0.27
EFK 24 ... 080	80	205	125	0.28
EFK 24 ... 100	100	245	145	0.32
EFK 24 ... 125	125	295	170	0.37



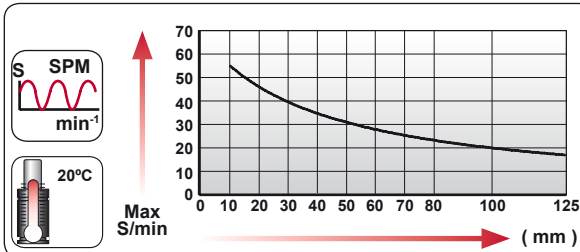
CODE	COLOR	Pressure		Force	
		bar	psi	daN	daN
EFK 24 23 050	Green	20	290	23	40
EFK 24 45 050	Blue	40	580	45	80
EFK 24 85 050	Red	75	1090	85	150
EFK 24 170 050	Yellow	150	2175	170	300
EFK 24 XXX 050	Black	20-180	290-2610	23 - 200	40 - 355



	ENG ORDER		
	DEU BESTELLUNG		
	FRA COMMANDE		
	ITA ORDINE		
	ESP PEDIDO		
POR PEDIDO			

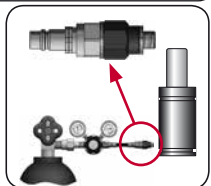
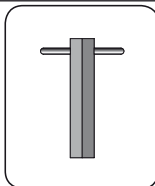
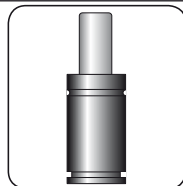


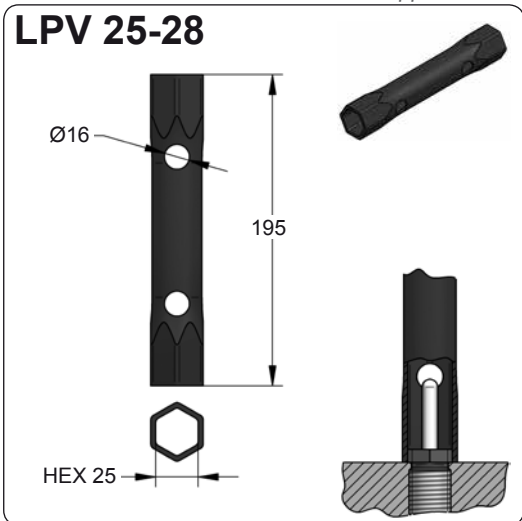
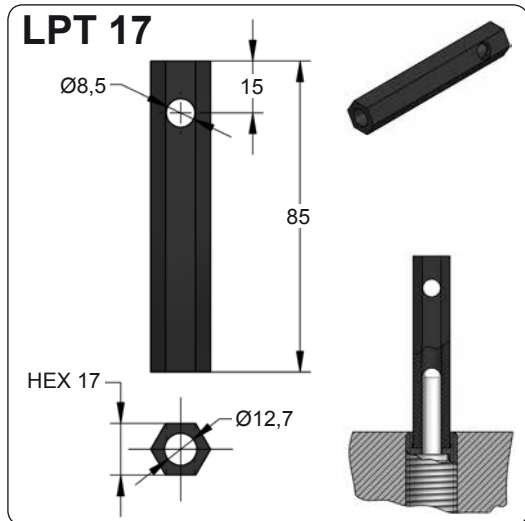
EFK 24 200 50

EFK 24 200 050



N ₂	S _{max} < 90%	V _{max} 1,6 m/s	P _{min} (20°C)	P _{max} (20°C)	T _{min}	T _{max}	

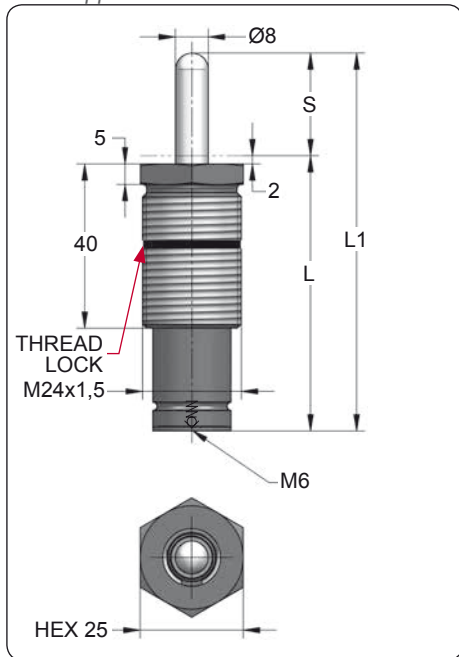
bar	psi	bar	psi	°C	°F	°C	°F	X
20	290	180	2610	0	32	80	176	



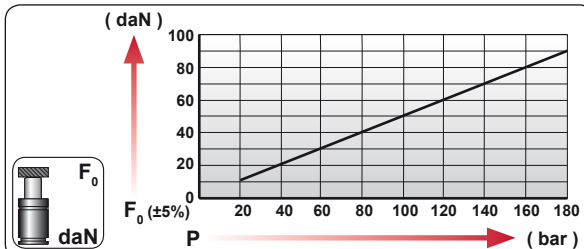
CODE	EFK 24 200 050	X	LPT 17	06 CG 2-Q
ENG	ORDER		KEY	CHARGING ADAPTER
DEU	BESTELLUNG		MONTAGESCHLÜSSEL	LADEADAPTER
FRA	COMMANDE		CLE	RACCORD DE CHARGE
ITA	ORDINE		CHIAVE	ADATTATORE DI CARICO
ESP	PEDIDO		LLAVE	ADAPTADOR DE CARGA
POR	PEDIDO		CHAVE	ADAPTADOR DE CARGA

EFV 24

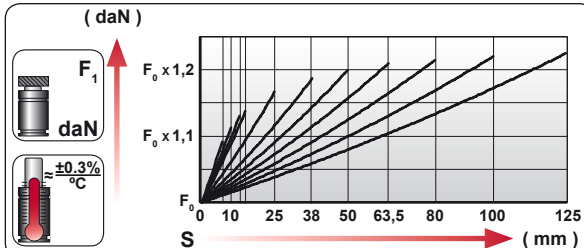
Gas Strippers



CODE	S (mm)	L1 ±0,25 (mm)	L (mm)	Kg.
EFV 24 ... 007	7	56	49	0.10
EFV 24 ... 010	10	62	52	0.11
EFV 24 ... 012	12.7	67.4	54.7	0.11
EFV 24 ... 015	15	72	57	0.12
EFV 24 ... 025	25	92	67	0.16
EFV 24 ... 038	38	118	80	0.15
EFV 24 ... 050	50	142	92	0.16
EFV 24 ... 063	63.5	172	108.5	0.19
EFV 24 ... 080	80	205	125	0.21
EFV 24 ... 100	100	245	145	0.27
EFV 24 ... 125	125	295	170	0.30



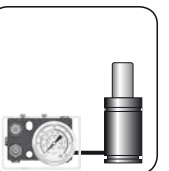
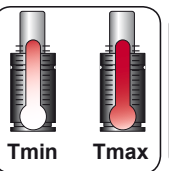

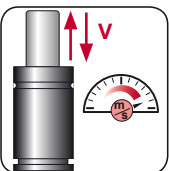
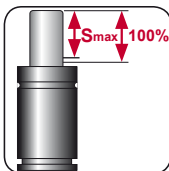
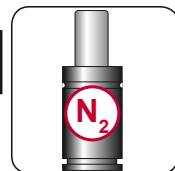
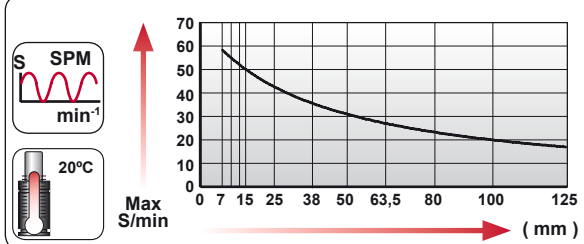
CODE	COLOR	Pressure		Force	
		bar	psi	daN	daN
EFV 24 30 050	Green	60	870	30	40
EFV 24 50 050	Blue	100	1450	50	65
EFV 24 70 050	Red	140	2030	70	95
EFV 24 90 050	Yellow	180	2610	90	120
EFV 24 XX 050	Black	20-180	290-2610	10 - 90	13 - 120



	ENG ORDER		
	DEU BESTELLUNG		
	FRA COMMANDE		
	ITA ORDINE		
	ESP PEDIDO		
POR PEDIDO			

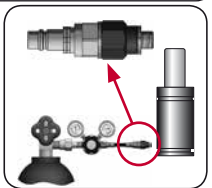
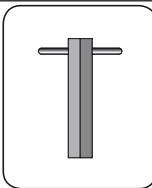
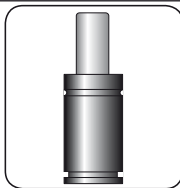


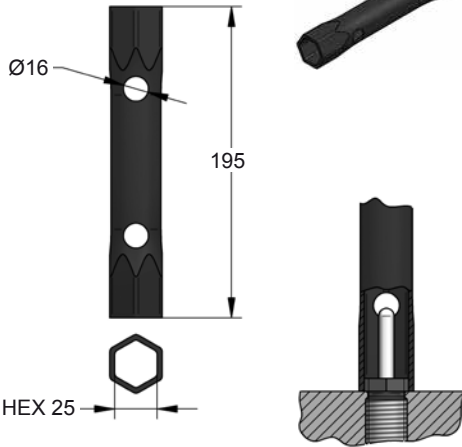
EFV 24 90 50

EFV 24 90 050



N ₂	Smax < 90%	Vmax 1,6 m/s	bar psi	bar psi	°C °F	°C °F	°C °F	°C °F	
			20 290	180 2610	0 32	80 176			

LPV 25-28



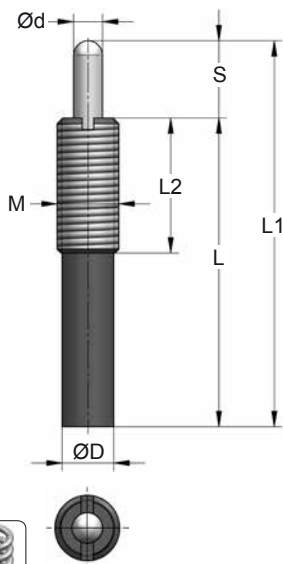
CODE	EFV 24 90 050	X	LPV 25-28	06 CG 2-Q
ENG ORDER	GAS SPRING	REPAIR KIT	KEY	CHARGING ADAPTER
DEU BESTELLUNG	GASDRUCKFEDER	ERSATZTEILSATZ	MONTAGESCHLÜSSEL	LADEADAPTER
FRA COMMANDE	RESSORT À GAZ	KIT DE RÉPARATION	CLE	RACCORD DE CHARGE
ITA ORDINE	CILINDRO AD AZOTO	KIT DI MANUTENZIONE	CHIAVE	ADATTATORE DI CARICO
ESP PEDIDO	RESORTE DE GAS	KIT DE REPARACION	LLAVE	ADAPTADOR DE CARGA
POR PEDIDO	CILINDRO DE GÁS	KIT DE MANUTENÇÃO	CHAVE	ADAPTADOR DE CARGA

MBR

Spring Plungers

AZOL
GAS

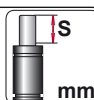
MBR



ORDER	M	S (mm)	L1 (mm)	L (mm)	L2 (mm)	ØD (mm)	Ød (mm)	F ₀ (N)	F ₁ (N)	Key
MBR 16 020	M16	20	100	80	35	13.4	7.5	35	174	LP 16
MBR 16 030	M16	30	150	120	35	13.4	7.5	20	80	LP 16
MBR 16 040	M16	40	190	150	35	13.4	7.5	55	158	LP 16
MBR 16 050	M16	50	250	200	35	13.4	7.5	35	105	LP 16

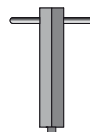


ENG ORDER
DEU BESTELL
FRA COMMANDE
ITA ORDINE
ESP PEDIDO
POR PEDIDO



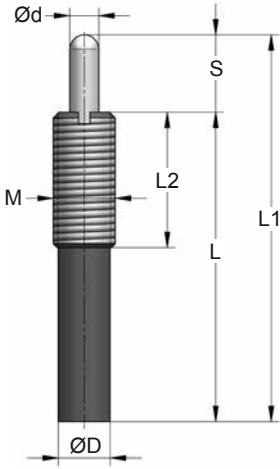
MBR M16 50

MBR 16 050



LP 16

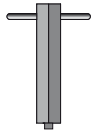
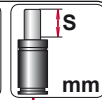
MBN



ORDER	M	S (mm)	L1 (mm)	L (mm)	L2 (mm)	ØD (mm)	Ød (mm)	F ₀ (N)	F ₁ (N)	Key
MBN 16 010	M16	10	90	80	35	13.4	7.3	17	75	LPS 16
MBN 16 020	M16	20	140	120	35	13.4	7.3	21	80	LPS 16
MBN 16 030	M16	30	180	150	35	13.4	7.3	21	90	LPS 16
MBN 16 040	M16	40	240	200	35	13.4	7.3	16	80	LPS 16
MBN 22 020	M22	20	150	130	50	19	9	80	215	LPS 22
MBN 22 030	M22	30	198	168	50	19	9	70	210	LPS 22
MBN 22 040	M22	40	266	226	50	19	9	75	210	LPS 22

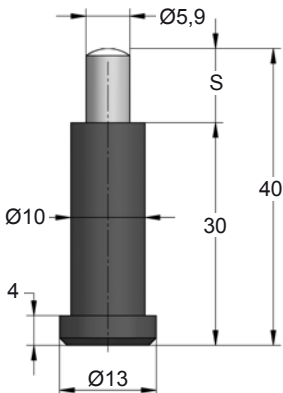


ENG ORDER
DEU BESTELL
FRA COMMANDE
ITA ORDINE
ESP PEDIDO
POR PEDIDO



LPS _ _

MBP



ORDER	S (mm)	F ₀ (N)	F ₁ (N)
MBP 10	10	42	110



ENG ORDER
DEU BESTELL
FRA COMMANDE
ITA ORDINE
ESP PEDIDO
POR PEDIDO

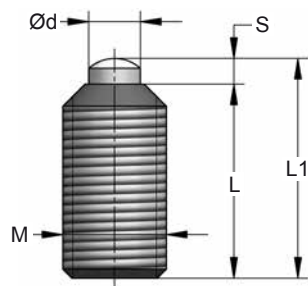
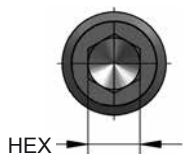


MBSD / MBSL

Spring Plungers

**AZOL
GAS**

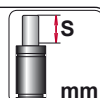
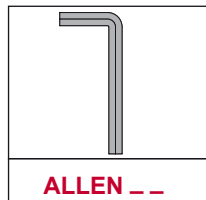
MBSD



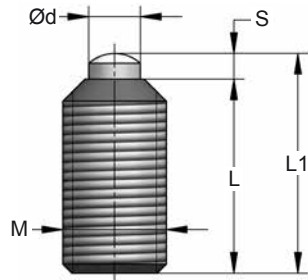
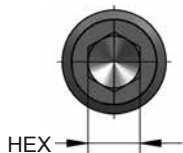
ORDER	M	S (mm)	L1 (mm)	L (mm)	Ød (mm)	HEX (mm)	F ₀ (N)	F ₁ (N)	Allen Key
MBSD 5 001	M5	1.5	13.5	12	2.5	2.5	5	15	2.5
MBSD 6 001	M6	1.5	14.5	13	3	3	6	20	3
MBSD 8 002	M8	2	17	15	4	4	6	20	4
MBSD 10 002	M10	2.5	18.5	16	5	5	10	30	5
MBSD 12 003	M12	3.5	23.5	20	6	6	10	30	6
MBSD 16 004	M16	4.5	26.5	22	8	8	20	60	8



ENG ORDER
DEU BESTELL
FRA COMMANDE
ITA ORDINE
ESP PEDIDO
POR PEDIDO

**MBSD M16****4****MBSD 16 004**

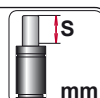
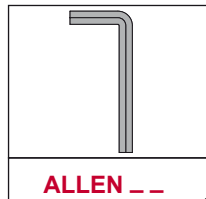
MBSL



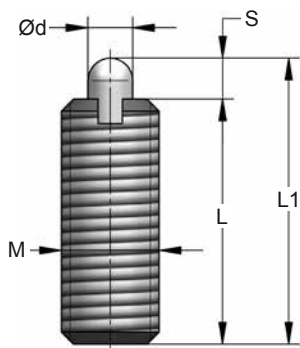
ORDER	M	S (mm)	L1 (mm)	L (mm)	Ød (mm)	HEX (mm)	F ₀ (N)	F ₁ (N)	Allen Key
MBSL 5 001	M5	1.5	13.5	12	2.5	2.5	2	8	2.5
MBSL 6 001	M6	1.5	14.5	13	3	3	3	10	3
MBSL 8 002	M8	2	17	15	4	4	3	10	4
MBSL 10 002	M10	2.5	18.5	16	5	5	5	15	5
MBSL 12 003	M12	3.5	23.5	20	6	6	5	15	6
MBSL 16 004	M16	4.5	26.5	22	8	8	10	30	8



ENG ORDER
DEU BESTELL
FRA COMMANDE
ITA ORDINE
ESP PEDIDO
POR PEDIDO

**MBSL M16****4****MBSL 16 004**

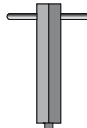
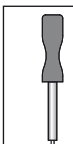
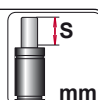
MBT



ORDER	M	S (mm)	L1 (mm)	L (mm)	Ød (mm)	F ₀ (N)	F ₁ (N)	Key
MBT 3 001	M3	1	13	12	1	2	4	LPD 3
MBT 4 001	M4	1.5	16.5	15	1.5	4.5	16	LPD 4
MBT 5 002	M5	2.3	20.3	18	2.4	6	19	LPD 5
MBT 6 002	M6	2.5	22.5	20	2.7	6	19	LPD 6
MBT 8 003	M8	3	25	22	3.5	10	39	LPD 8
MBT 10 003	M10	3	25	22	4	10	39	LPD 10
MBT 12 004	M12	4	32	28	6	12	53	LPD 12
MBT 16 005	M16	5	37	32	7.5	45	100	LPD 16
MBT 20 007	M20	7	47	40	10	52	125	LPD 20
MBT 24 010	M24	10	62	52	12	70	170	LPS 24



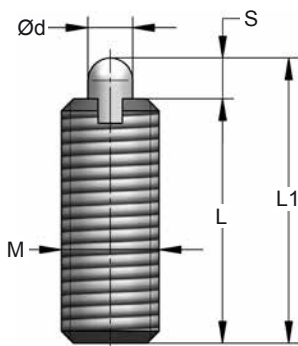
ENG ORDER
DEU BESTELL
FRA COMMANDE
ITA ORDINE
ESP PEDIDO
POR PEDIDO



MBT M24 10
MBT 24 010

LPD -- LPS 24

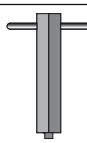
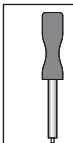
MBTH



ORDER	M	S (mm)	L1 (mm)	L (mm)	Ød (mm)	F ₀ (N)	F ₁ (N)	Key
MBTH 5 002	M5	2.3	20.3	18	2.4	11	40	LPD 5
MBTH 6 002	M6	2.5	22.5	20	2.7	15	43	LPD 6
MBTH 8 003	M8	3	25	22	3.5	20	75	LPD 8
MBTH 10 003	M10	3	25	22	4	20	75	LPD 10
MBTH 12 004	M12	4	32	28	6	45	120	LPD 12
MBTH 16 005	M16	5	37	32	7.5	64	160	LPD 16
MBTH 20 007	M20	7	47	40	10	75	195	LPD 20
MBTH 24 010	M24	10	62	52	12	75	245	LPS 24



ENG ORDER
DEU BESTELL
FRA COMMANDE
ITA ORDINE
ESP PEDIDO
POR PEDIDO

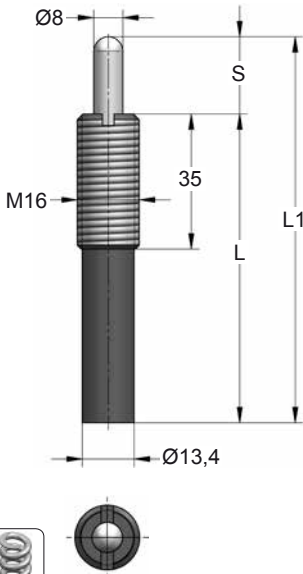


MBTH M24 10
MBTH 24 010

LPD -- LPS 24

MBZ / MBX


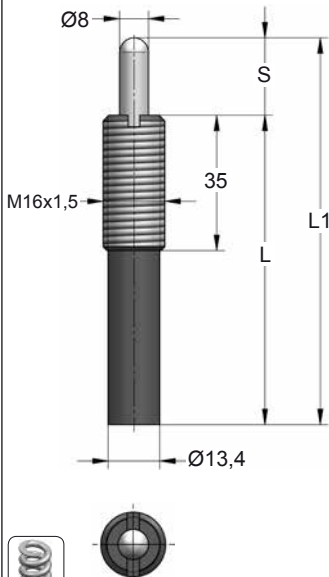
Spring Plungers

**AZOL
GAS** **MBZ**

ORDER	S (mm)	L1 (mm)	L (mm)	F ₀ (N)	F ₁ (N)	Key
MBZ 16 020	20	100	80	24	186	LP 16
MBZ 16 030	30	110	80	4	47	LP 16
MBZ 16 040	40	190	150	59	177	LP 16
MBZ 16 050	50	200	150	13	47	LP 16
MBZ 16 060	60	210	150	11	45	LP 16
MBZ 16 070	70	270	200	5	40	LP 16
MBZ 16 080	80	280	200	2	38	LP 16



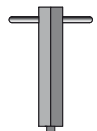
ENG ORDER
DEU BESTELL
FRA COMMANDE
ITA ORDINE
ESP PEDIDO
POR PEDIDO

**MBZ M16 80****MBZ 16 080****LP 16****MBX**

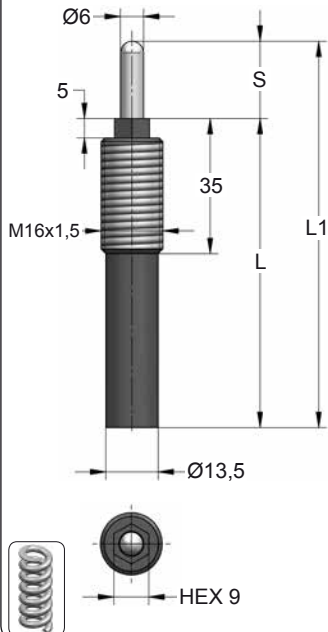
ORDER	S (mm)	L1 (mm)	L (mm)	F ₀ (N)	F ₁ (N)	Key
MBX 16 020	20	100	80	24	186	LP 16
MBX 16 030	30	110	80	4	47	LP 16
MBX 16 040	40	190	150	59	177	LP 16
MBX 16 050	50	200	150	13	47	LP 16
MBX 16 060	60	210	150	11	45	LP 16
MBX 16 070	70	270	200	5	40	LP 16
MBX 16 080	80	280	200	2	38	LP 16



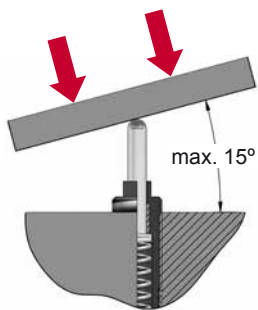
ENG ORDER
DEU BESTELL
FRA COMMANDE
ITA ORDINE
ESP PEDIDO
POR PEDIDO

**MBX M16 80****MBX 16 080****LP 16**

MBFP



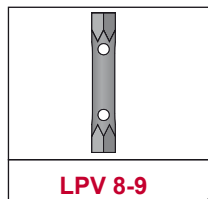
ORDER	S (mm)	L1 (mm)	L (mm)	F ₀ (N)	F ₁ (N)	Key
MBFP 16 020	20	100	80	35	89	LPV 8-9
MBFP 16 030	30	120	90	2	27	LPV 8-9
MBFP 16 050	50	200	150	9	34	LPV 8-9



	ENG ORDER	M	S mm
	DEU BESTELL		
	FRA COMMANDE		
	ITA ORDINE		
	ESP PEDIDO		
POR PEDIDO			

MBFP M16 20

MBFP 16 020

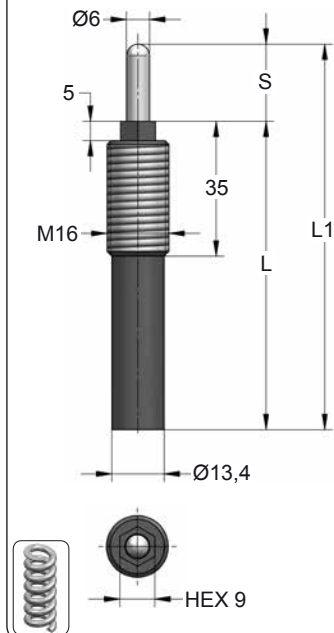


MBHC / MBHF

Spring Plungers

**AZOL
GAS**

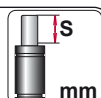
MBHC



ORDER	S (mm)	L1 (mm)	L (mm)	F ₀ (N)	F ₁ (N)	Key
MBHC 16 010	10	70	60	4	13.3	LPV 8-9
MBHC 16 015	15	75	60	10	40	LPV 8-9
MBHC 16 020	20	100	80	7	34.5	LPV 8-9
MBHC 16 030	30	110	80	6.5	45.5	LPV 8-9
MBHC 16 030/1	30	150	120	18	40	LPV 8-9
MBHC 16 040	40	190	150	13.2	37.2	LPV 8-9
MBHC 16 050	50	200	150	13.2	43.2	LPV 8-9
MBHC 16 060	60	210	150	13.2	49.2	LPV 8-9
MBHC 16 070	70	270	200	9.7	40.5	LPV 8-9
MBHC 16 080	80	280	200	9.7	44.8	LPV 8-9

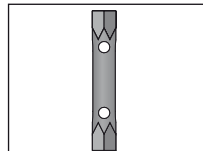


ENG ORDER
DEU BESTELL
FRA COMMANDE
ITA ORDINE
ESP PEDIDO
POR PEDIDO



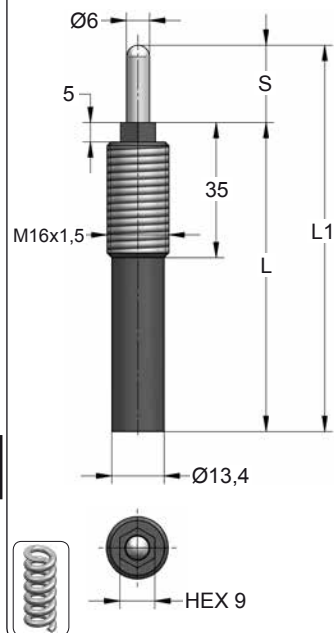
MBHC M16 80

MBHC 16 080



LPV 8-9

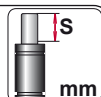
MBHF



ORDER	S (mm)	L1 (mm)	L (mm)	F ₀ (N)	F ₁ (N)	Key
MBHF 16 010	10	70	60	4	13.3	LPV 8-9
MBHF 16 015	15	75	60	10	40	LPV 8-9
MBHF 16 020	20	100	80	7	34.5	LPV 8-9
MBHF 16 030	30	110	80	6.5	45.5	LPV 8-9
MBHF 16 030/1	30	150	120	18	40	LPV 8-9
MBHF 16 040	40	190	150	13.2	37.2	LPV 8-9
MBHF 16 050	50	200	150	13.2	43.2	LPV 8-9
MBHF 16 060	60	210	150	13.2	49.2	LPV 8-9
MBHF 16 070	70	270	200	9.7	40.5	LPV 8-9
MBHF 16 080	80	280	200	9.7	44.8	LPV 8-9

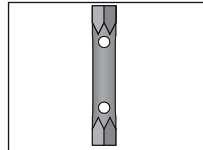


ENG ORDER
DEU BESTELL
FRA COMMANDE
ITA ORDINE
ESP PEDIDO
POR PEDIDO



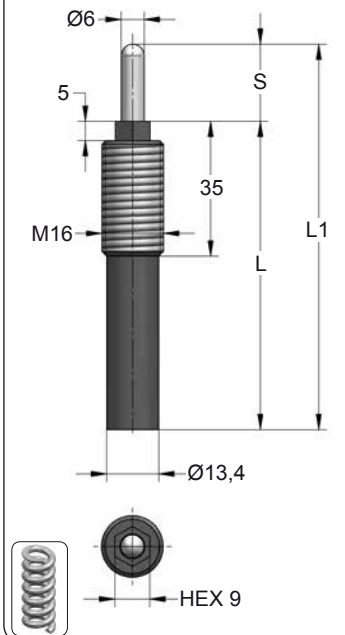
MBHF M16 80

MBHF 16 080






LPV 8-9

MBHG



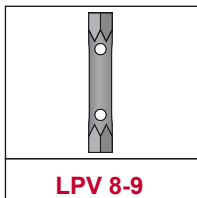
ORDER	S (mm)	L1 (mm)	L (mm)	F ₀ (N)	F ₁ (N)	Key
MBHG 16 010	10	70	60	13	45.5	LPV 8-9
MBHG 16 015	15	75	60	15	56	LPV 8-9
MBHG 16 020	20	100	80	34.5	172.5	LPV 8-9
MBHG 16 030	30	150	120	20	80	LPV 8-9
MBHG 16 030/1	30	180	150	56.1	132.2	LPV 8-9
MBHG 16 040	40	190	150	56.1	158.1	LPV 8-9
MBHG 16 050	50	250	200	19.3	100	LPV 8-9
MBHG 16 060	60	260	200	19.3	116	LPV 8-9
MBHG 16 070	70	270	200	19.3	132	LPV 8-9
MBHG 16 080	80	280	200	25	100	LPV 8-9


 ENG ORDER
 DEU BESTELL
 FRA COMMANDE
 ITA ORDINE
 ESP PEDIDO
 POR PEDIDO

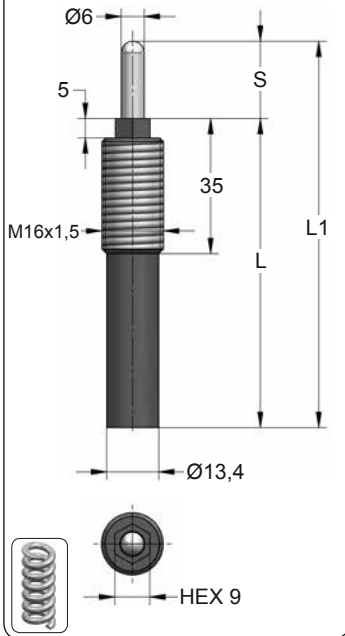
 M
 S
 mm

MBHG M16 80


MBHG 16 080





MBHS



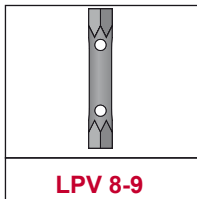
ORDER	S (mm)	L1 (mm)	L (mm)	F ₀ (N)	F ₁ (N)	Key
MBHS 16 010	10	70	60	13	45.5	LPV 8-9
MBHS 16 015	15	75	60	15	56	LPV 8-9
MBHS 16 020	20	100	80	34.5	172.5	LPV 8-9
MBHS 16 030	30	150	120	20	80	LPV 8-9
MBHS 16 030/1	30	180	150	56.1	132.2	LPV 8-9
MBHS 16 040	40	190	150	56.1	158.1	LPV 8-9
MBHS 16 050	50	250	200	19.3	100	LPV 8-9
MBHS 16 060	60	260	200	19.3	116	LPV 8-9
MBHS 16 070	70	270	200	19.3	132	LPV 8-9
MBHS 16 080	80	280	200	25	100	LPV 8-9


 ENG ORDER
 DEU BESTELL
 FRA COMMANDE
 ITA ORDINE
 ESP PEDIDO
 POR PEDIDO

 M
 S
 mm

MBHS M16 80

MBHS 16 080

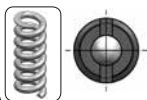
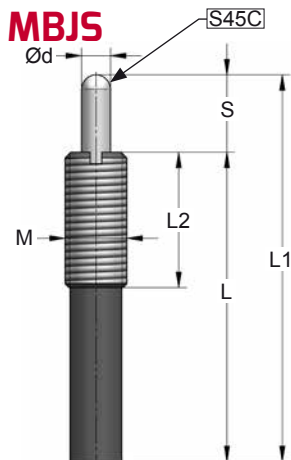


MBJS / MBJX

Spring Plungers

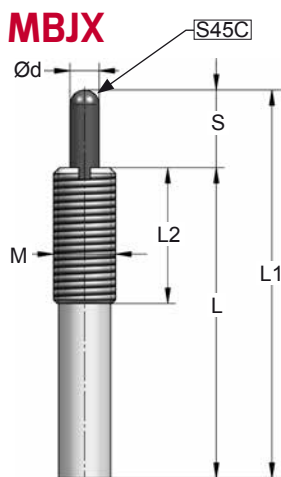
AZOL
GAS

MBJS



ORDER	M	S (mm)	L1 (mm)	L (mm)	L2 (mm)	Ød (mm)	F ₀ (N)	F ₁ (N)	Key
MBJS 3 001	M3	1.5	11.5	10	10	1.1	0.05	0.32	---
MBJS 3 003	M3	3	18	15	15	1.1	0.09	0.32	---
MBJS 4 002	M4	2	17	15	15	1.6	0.23	0.65	---
MBJS 4 004	M4	4	28	24	24	1.6	0.24	0.65	---
MBJS 5 003	M5	3	23	20	20	2	0.74	2.95	LPJ 1
MBJS 5 005	M5	5	32	27	27	2	0.72	2.95	LPJ 1
MBJS 6 003	M6	3	28	25	25	2.5	0.85	3.2	LPJ 1
MBJS 6 005	M6	5	35	30	30	2.5	0.85	3.2	LPJ 1
MBJS 8 003	M8	3	28	25	25	3.1	0.9	3.3	LPJ 2
MBJS 8 005	M8	5	32	27	27	3.1	0.9	3.3	LPJ 2
MBJS 10 005	M10	5	35	30	30	3.8	1.9	4.7	LPJ 2
MBJS 10 010	M10	10	53	43	30	3.8	1.7	4.7	LPJ 2
MBJS 12 005	M12	5	35	30	30	5.5	1.5	4.7	LPJ 3
MBJS 12 010	M12	10	53	43	35	5.5	1.3	5.9	LPJ 3
MBJS 12 015	M12	15	66	51	35	5.5	1.6	5.9	LPJ 3
MBJS 16 010	M16	10	70	60	35	8	1.7	12.8	LPJ 4
MBJS 16 015	M16	15	75	60	35	8	1.7	12.8	LPJ 4
MBJS 16 020	M16	20	105	85	35	8	1.7	12.8	LPJ 4

MBJX



ORDER	M	S (mm)	L1 (mm)	L (mm)	L2 (mm)	Ød (mm)	F ₀ (N)	F ₁ (N)	Key
MBJX 3 001	M3	1.5	16.5	15	15	1.1	2	5	---
MBJX 3 003	M3	3	23	20	20	1.1	2	5	---
MBJX 4 002	M4	2	26	24	24	1.6	5	13	---
MBJX 4 004	M4	4	28	24	24	1.6	5	13	---
MBJX 5 003	M5	3	30	27	27	2	9	25	LPJ 1
MBJX 5 005	M5	5	44	39	39	2	9	25	LPJ 1
MBJX 6 003	M6	3	33	30	30	2.5	14	39	LPJ 1
MBJX 6 005	M6	5	41	36	36	2.5	14	39	LPJ 1
MBJX 8 003	M8	3	30	27	27	3.1	15	41	LPJ 2
MBJX 8 005	M8	5	40	35	30	3.1	15	41	LPJ 2
MBJX 10 005	M10	5	40	35	30	3.8	16	63	LPJ 2
MBJX 10 010	M10	10	63	53	30	3.8	13	63	LPJ 2
MBJX 12 005	M12	5	48	43	35	5.5	37	98	LPJ 3
MBJX 12 010	M12	10	68	58	35	5.5	15	98	LPJ 3
MBJX 12 015	M12	15	93	78	35	5.5	15	98	LPJ 3
MBJX 16 010	M16	10	70	60	35	8	24	147	LPJ 4
MBJX 16 015	M16	15	85	70	35	8	22	147	LPJ 4
MBJX 16 020	M16	20	110	90	35	8	13	147	LPJ 4
MBJX 16 030	M16	30	155	125	35	8	20	147	LPJ 4
MBJX 20 015	M20	15	95	80	45	10	13	250	LPJ 5
MBJX 24 015	M24	15	99	84	45	10	25	314	LPJ 5

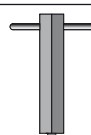


ENG ORDER
DEU BESTELL
FRA COMMANDE
ITA ORDINE
ESP PEDIDO
POR PEDIDO

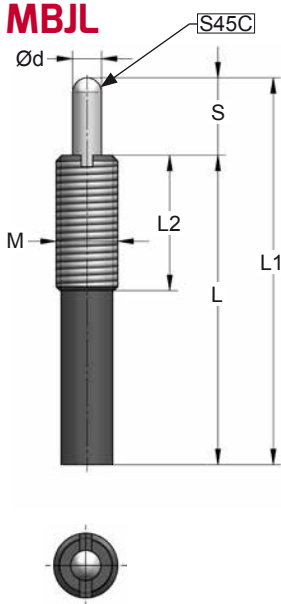


MBJX M24 15

MBJX 24 015



LPJ __



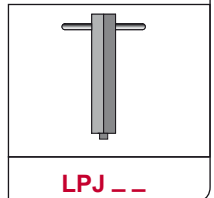
ORDER	M	S (mm)	L1 (mm)	L (mm)	L2 (mm)	Ød (mm)	F ₀ (N)	F ₁ (N)	Key
MBJL 3 001	M3	1.5	11.5	10	10	1.1	0.5	1	---
MBJL 3 003	M3	3	18	15	15	1.1	0.3	1	---
MBJL 4 002	M4	2	17	15	15	1.6	1	2	---
MBJL 4 004	M4	4	28	24	24	1.6	0.6	2	---
MBJL 5 003	M5	3	23	20	20	2	2	10	LPJ 1
MBJL 5 005	M5	5	32	27	27	2	2	10	LPJ 1
MBJL 6 003	M6	3	28	25	25	2.5	6	10	LPJ 1
MBJL 6 005	M6	5	35	30	30	2.5	2	10	LPJ 1
MBJL 6 010	M6	10	49	39	30	2.5	1.4	10	LPJ 1
MBJL 8 003	M8	3	28	25	25	3.1	6	10	LPJ 2
MBJL 8 005	M8	5	32	27	27	3.1	3	10	LPJ 2
MBJL 8 010	M8	10	53	43	30	3.1	3	10	LPJ 2
MBJL 10 005	M10	5	35	30	30	3.8	6	15	LPJ 2
MBJL 10 010	M10	10	53	43	30	3.8	3	15	LPJ 2
MBJL 10 015	M10	15	73	58	30	3.8	3	15	LPJ 2
MBJL 12 005	M12	5	35	30	30	5.5	6	15	LPJ 3
MBJL 12 010	M12	10	53	43	35	5.5	3	20	LPJ 3
MBJL 12 015	M12	15	66	51	35	5.5	3	20	LPJ 3
MBJL 12 020	M12	20	98	78	35	5.5	3.5	20	LPJ 3
MBJL 16 010	M16	10	70	60	35	8	6	40	LPJ 4
MBJL 16 015	M16	15	75	60	35	8	4	40	LPJ 4
MBJL 16 020	M16	20	105	85	35	8	5	40	LPJ 4
MBJL 16 030	M16	30	155	125	35	8	3	40	LPJ 4
MBJL 16 040	M16	40	165	125	35	8	5	40	LPJ 4
MBJL 16 050	M16	50	205	155	35	8	20	50	LPJ 4
MBJL 16 060	M16	60	219	159	35	8	3	50	LPJ 4
MBJL 16 070	M16	70	255	185	35	8	3.5	50	LPJ 4
MBJL 16 080	M16	80	265	185	35	8	20	50	LPJ 4
MBJL 20 015	M20	15	75	60	45	10	13	80	LPJ 5
MBJL 20 020	M20	20	92	72	45	10	12	80	LPJ 5
MBJL 20 030	M20	30	126	96	45	10	12	80	LPJ 5
MBJL 20 040	M20	40	160	120	45	10	12	80	LPJ 5
MBJL 24 007	M24	7	67	60	45	10	20	98	LPJ 5
MBJL 24 015	M24	15	75	60	45	10	20	98	LPJ 5
MBJL 24 020	M24	20	95	75	45	10	18	98	LPJ 5
MBJL 24 030	M24	30	130	100	45	10	18	98	LPJ 5
MBJL 24 040	M24	40	164	124	45	10	18	98	LPJ 5
MBJL 30 015	M30	15	81	66	45	14	28	118	LPJ 6
MBJL 30 020	M30	20	98	78	45	14	28	118	LPJ 6
MBJL 30 030	M30	30	130	100	45	14	28	118	LPJ 6
MBJL 30 040	M30	40	163	123	45	14	28	118	LPJ 6



ENG ORDER
DEU BESTELL
FRA COMMANDE
ITA ORDINE
ESP PEDIDO
POR PEDIDO

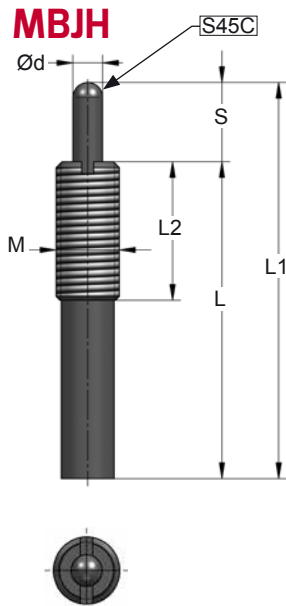
MBJL M30 40

MBJL 30 040



MBJH


Spring Plungers




ORDER	M	S (mm)	L1 (mm)	L (mm)	L2 (mm)	Ød (mm)	F ₀ (N)	F ₁ (N)	Key
MBJH 3 001	M3	1.5	11.5	10	10	1.1	0.8	3	---
MBJH 3 003	M3	3	18	15	15	1.1	0.8	3	---
MBJH 4 002	M4	2	17	15	15	1.6	3	9	---
MBJH 4 004	M4	4	28	24	24	1.6	2	9	---
MBJH 5 003	M5	3	23	20	20	2	5	20	LPJ 1
MBJH 5 005	M5	5	32	27	27	2	3	20	LPJ 1
MBJH 6 003	M6	3	28	25	25	2.5	8	30	LPJ 1
MBJH 6 005	M6	5	35	30	30	2.5	5	30	LPJ 1
MBJH 6 010	M6	10	49	39	30	2.5	5	28	LPJ 1
MBJH 8 003	M8	3	28	25	25	3.1	15	30	LPJ 2
MBJH 8 005	M8	5	32	27	27	3.1	8	30	LPJ 2
MBJH 8 010	M8	10	53	43	30	3.1	7	30	LPJ 2
MBJH 10 005	M10	5	35	30	30	3.8	9	50	LPJ 2
MBJH 10 010	M10	10	53	43	30	3.8	8	50	LPJ 2
MBJH 10 015	M10	15	73	58	30	3.8	6	50	LPJ 2
MBJH 12 005	M12	5	35	30	30	5.5	19	50	LPJ 3
MBJH 12 010	M12	10	53	43	35	5.5	8	50	LPJ 3
MBJH 12 015	M12	15	66	51	35	5.5	5	50	LPJ 3
MBJH 12 020	M12	20	98	78	35	5.5	7	50	LPJ 3
MBJH 16 010	M16	10	70	60	35	8	13	80	LPJ 4
MBJH 16 015	M16	15	75	60	35	8	13	80	LPJ 4
MBJH 16 020	M16	20	105	85	35	8	10	80	LPJ 4
MBJH 16 030	M16	30	155	125	35	8	7	80	LPJ 4
MBJH 16 040	M16	40	165	125	35	8	7	80	LPJ 4
MBJH 16 050	M16	50	205	155	35	8	30	80	LPJ 4
MBJH 16 060	M16	60	219	159	35	8	4	80	LPJ 4
MBJH 16 070	M16	70	255	185	35	8	5.6	80	LPJ 4
MBJH 16 080	M16	80	265	185	35	8	30	95	LPJ 4
MBJH 20 015	M20	15	75	60	45	10	25	150	LPJ 5
MBJH 20 020	M20	20	92	72	45	10	23	150	LPJ 5
MBJH 20 030	M20	30	126	96	45	10	23	150	LPJ 5
MBJH 20 040	M20	40	160	120	45	10	23	150	LPJ 5
MBJH 24 007	M24	7	67	60	45	10	44	196	LPJ 5
MBJH 24 015	M24	15	75	60	45	10	47	216	LPJ 5
MBJH 24 020	M24	20	95	75	45	10	44	216	LPJ 5
MBJH 24 030	M24	30	130	100	45	10	44	216	LPJ 5
MBJH 24 040	M24	40	164	124	45	10	44	216	LPJ 5
MBJH 30 015	M30	15	81	66	45	14	44	275	LPJ 6
MBJH 30 020	M30	20	98	78	45	14	53	275	LPJ 6
MBJH 30 030	M30	30	130	100	45	14	45	275	LPJ 6
MBJH 30 040	M30	40	163	123	45	14	47	275	LPJ 6



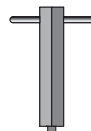
ENG ORDER
DEU BESTELL
FRA COMMANDE
ITA ORDINE
ESP PEDIDO
POR PEDIDO



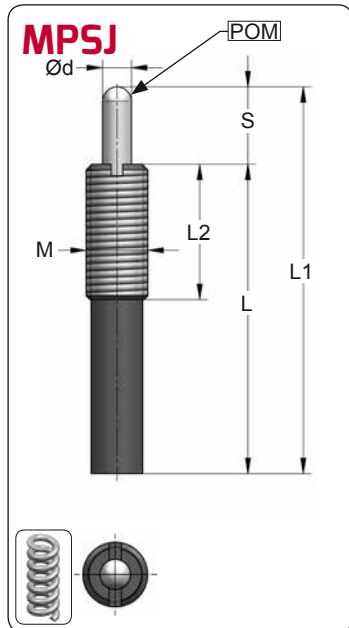


MBJH M30 40

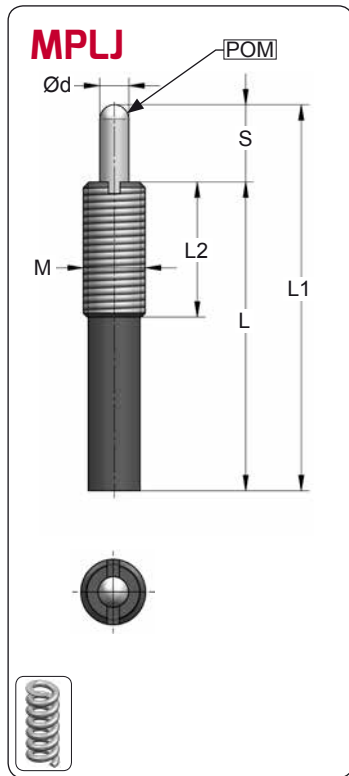
MBJH 30 040



LPJ __



ORDER	M	S (mm)	L1 (mm)	L (mm)	L2 (mm)	Ød (mm)	F ₀ (N)	F ₁ (N)	Key
MPSJ 3 001	M3	1.5	11.5	10	10	1.1	0.05	0.32	---
MPSJ 3 003	M3	3	18	15	15	1.1	0.09	0.32	---
MPSJ 4 002	M4	2	17	15	15	1.6	0.23	0.65	---
MPSJ 4 004	M4	4	28	24	24	1.6	0.24	0.65	---
MPSJ 5 003	M5	3	23	20	20	2	0.74	2.95	LPJ 1
MPSJ 5 005	M5	5	32	27	27	2	0.72	2.95	LPJ 1
MPSJ 6 003	M6	3	28	25	25	2.5	0.85	3.2	LPJ 1
MPSJ 6 005	M6	5	35	30	30	2.5	0.85	3.2	LPJ 1
MPSJ 8 003	M8	3	28	25	25	3.1	0.9	3.3	LPJ 2
MPSJ 8 005	M8	5	32	27	27	3.1	0.9	3.3	LPJ 2
MPSJ 10 005	M10	5	35	30	30	3.8	1.9	4.7	LPJ 2
MPSJ 10 010	M10	10	53	43	30	3.8	1.7	4.7	LPJ 2
MPSJ 12 005	M12	5	35	30	30	5.5	1.5	4.7	LPJ 3
MPSJ 12 010	M12	10	53	43	35	5.5	1.3	5.9	LPJ 3
MPSJ 12 015	M12	15	66	51	35	5.5	1.6	5.9	LPJ 3
MPSJ 16 010	M16	10	70	60	35	8	1.7	12.8	LPJ 4
MPSJ 16 015	M16	15	75	60	35	8	1.7	12.8	LPJ 4
MPSJ 16 020	M16	20	105	85	35	8	1.7	12.8	LPJ 4

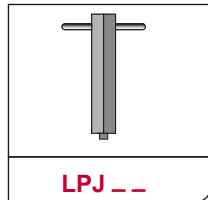


ORDER	M	S (mm)	L1 (mm)	L (mm)	L2 (mm)	Ød (mm)	F ₀ (N)	F ₁ (N)	Key
MPLJ 3 001	M3	1.5	11.5	10	10	1.1	0.5	1	---
MPLJ 3 003	M3	3	18	15	15	1.1	0.3	1	---
MPLJ 4 002	M4	2	17	15	15	1.6	1	2	---
MPLJ 4 004	M4	4	28	24	24	1.6	0.6	2	---
MPLJ 5 003	M5	3	23	20	20	2	2	10	LPJ 1
MPLJ 5 005	M5	5	32	27	27	2	2	10	LPJ 1
MPLJ 6 003	M6	3	28	25	25	2.5	6	10	LPJ 1
MPLJ 6 005	M6	5	35	30	30	2.5	2	10	LPJ 1
MPLJ 8 003	M8	3	28	25	25	3.1	6	10	LPJ 2
MPLJ 8 005	M8	5	32	27	27	3.1	3	10	LPJ 2
MPLJ 10 005	M10	5	35	30	30	3.8	6	15	LPJ 2
MPLJ 10 010	M10	10	53	43	30	3.8	3	15	LPJ 2
MPLJ 12 005	M12	5	35	30	30	5.5	6	15	LPJ 3
MPLJ 12 010	M12	10	53	43	35	5.5	3	20	LPJ 3
MPLJ 12 015	M12	15	66	51	35	5.5	3	20	LPJ 3
MPLJ 16 010	M16	10	70	60	35	8	6	40	LPJ 4
MPLJ 16 015	M16	15	75	60	35	8	4	40	LPJ 4
MPLJ 16 020	M16	20	105	85	35	8	5	40	LPJ 4
MPLJ 16 030	M16	30	155	125	35	8	3	40	LPJ 4
MPLJ 20 015	M20	15	75	60	45	10	13	80	LPJ 5
MPLJ 24 015	M24	15	75	60	45	10	20	98	LPJ 5

ENG ORDER
DEU BESTELL
FRA COMMANDE
ITA ORDINE
ESP PEDIDO
POR PEDIDO

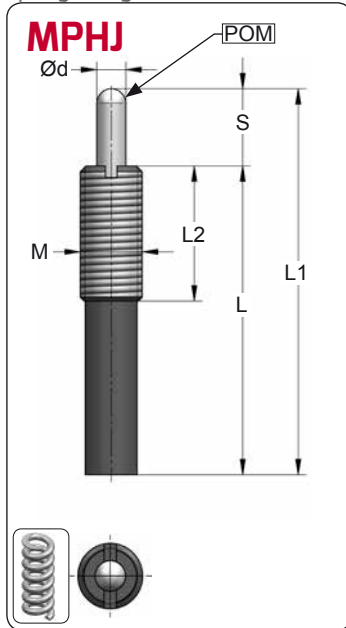
MPLJ M24 15

MPLJ 24 015

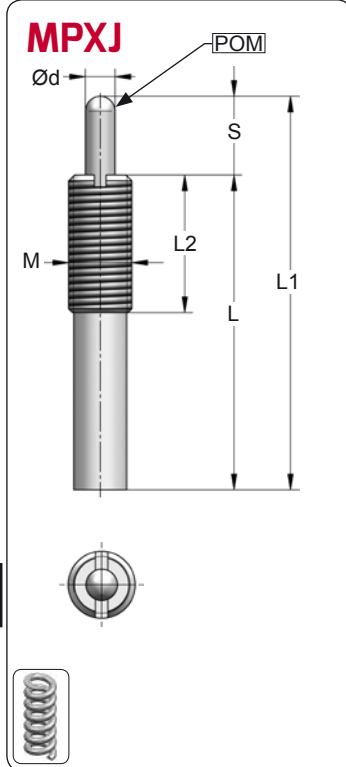


MPHJ / MPXJ

Spring Plungers



ORDER	M	S (mm)	L1 (mm)	L (mm)	L2 (mm)	Ød (mm)	F ₀ (N)	F ₁ (N)	Key
MPHJ 3 001	M3	1.5	11.5	10	10	1.1	0.8	3	---
MPHJ 3 003	M3	3	18	15	15	1.1	0.8	3	---
MPHJ 4 002	M4	2	17	15	15	1.6	3	9	---
MPHJ 4 004	M4	4	28	24	24	1.6	2	9	---
MPHJ 5 003	M5	3	23	20	20	2	5	20	LPJ 1
MPHJ 5 005	M5	5	32	27	27	2	3	20	LPJ 1
MPHJ 6 003	M6	3	28	25	25	2.5	8	30	LPJ 1
MPHJ 6 005	M6	5	35	30	30	2.5	5	30	LPJ 1
MPHJ 8 003	M8	3	28	25	25	3.1	15	30	LPJ 2
MPHJ 8 005	M8	5	32	27	27	3.1	8	30	LPJ 2
MPHJ 10 005	M10	5	35	30	30	3.8	9	50	LPJ 2
MPHJ 10 010	M10	10	53	43	30	3.8	8	50	LPJ 2
MPHJ 12 005	M12	5	35	30	30	5.5	19	50	LPJ 3
MPHJ 12 010	M12	10	53	43	35	5.5	8	50	LPJ 3
MPHJ 12 015	M12	15	66	51	35	5.5	5	50	LPJ 3
MPHJ 16 010	M16	10	70	60	35	8	13	80	LPJ 4
MPHJ 16 015	M16	15	75	60	35	8	13	80	LPJ 4
MPHJ 16 020	M16	20	105	85	35	8	10	80	LPJ 4
MPHJ 16 030	M16	30	155	125	35	8	7	80	LPJ 4
MPHJ 20 015	M20	15	75	60	45	10	25	150	LPJ 5
MPHJ 24 015	M24	15	75	60	45	10	47	216	LPJ 5

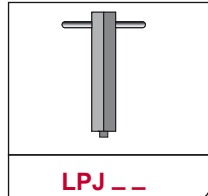


ORDER	M	S (mm)	L1 (mm)	L (mm)	L2 (mm)	Ød (mm)	F ₀ (N)	F ₁ (N)	Key
MPXJ 3 001	M3	1.5	16.5	15	15	1.1	2	5	---
MPXJ 3 003	M3	3	23	20	20	1.1	2	5	---
MPXJ 4 002	M4	2	26	24	24	1.6	5	13	---
MPXJ 4 004	M4	4	28	24	24	1.6	5	13	---
MPXJ 5 003	M5	3	30	27	27	2	9	25	LPJ 1
MPXJ 5 005	M5	5	44	39	39	2	9	25	LPJ 1
MPXJ 6 003	M6	3	33	30	30	2.5	14	39	LPJ 1
MPXJ 6 005	M6	5	41	36	36	2.5	14	39	LPJ 1
MPXJ 8 003	M8	3	30	27	27	3.1	15	41	LPJ 2
MPXJ 8 005	M8	5	40	35	30	3.1	15	41	LPJ 2
MPXJ 10 005	M10	5	40	35	30	3.8	16	63	LPJ 2
MPXJ 10 010	M10	10	63	53	30	3.8	13	63	LPJ 2
MPXJ 12 005	M12	5	48	43	35	5.5	37	98	LPJ 3
MPXJ 12 010	M12	10	68	58	35	5.5	15	98	LPJ 3
MPXJ 12 015	M12	15	93	78	35	5.5	15	98	LPJ 3
MPXJ 16 010	M16	10	70	60	35	8	24	147	LPJ 4
MPXJ 16 015	M16	15	85	70	35	8	22	147	LPJ 4
MPXJ 16 020	M16	20	110	90	35	8	13	147	LPJ 4

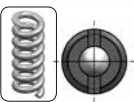
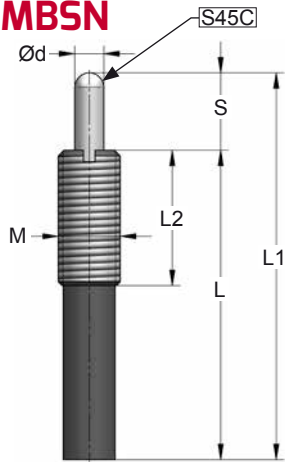
ENG ORDER
DEU BESTELL
FRA COMMANDE
ITA ORDINE
ESP PEDIDO
POR PEDIDO

MPXJ M16 20

MPXJ 16 020

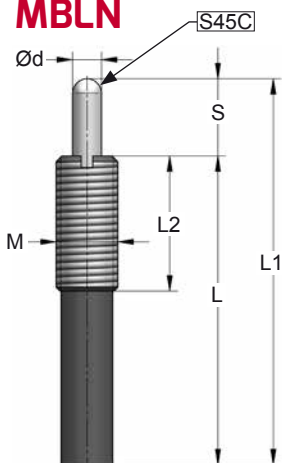


MBSN



ORDER	M	S (mm)	L1 (mm)	L (mm)	L2 (mm)	Ød (mm)	F ₀ (N)	F ₁ (N)	Key
MBSN 5 003	M5	3	23	20	20	2	0.74	2.95	LPJ 1
MBSN 5 005	M5	5	32	27	27	2	0.72	2.95	LPJ 1
MBSN 6 003	M6	3	28	25	25	2.5	0.85	3.2	LPJ 1
MBSN 6 005	M6	5	35	30	30	2.5	0.85	3.2	LPJ 1
MBSN 8 003	M8	3	28	25	25	3.1	0.9	3.3	LPJ 2
MBSN 8 005	M8	5	32	27	27	3.1	0.9	3.3	LPJ 2
MBSN 10 005	M10	5	35	30	30	3.8	1.9	4.7	LPJ 2
MBSN 10 010	M10	10	53	43	30	3.8	1.7	4.7	LPJ 2
MBSN 12 005	M12	5	35	30	30	5.5	1.5	4.7	LPJ 3
MBSN 12 010	M12	10	53	43	35	5.5	1.3	5.9	LPJ 3
MBSN 12 015	M12	15	66	51	35	5.5	1.6	5.9	LPJ 3
MBSN 16 010	M16	10	70	60	35	8	1.7	12.8	LPJ 4
MBSN 16 015	M16	15	75	60	35	8	1.7	12.8	LPJ 4
MBSN 16 020	M16	20	105	85	35	8	1.7	12.8	LPJ 4

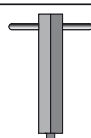
MBLN



ORDER	M	S (mm)	L1 (mm)	L (mm)	L2 (mm)	Ød (mm)	F ₀ (N)	F ₁ (N)	Key
MBLN 5 003	M5	3	23	20	20	2	2	10	LPJ 1
MBLN 5 005	M5	5	32	27	27	2	2	10	LPJ 1
MBLN 6 003	M6	3	28	25	25	2.5	6	10	LPJ 1
MBLN 6 005	M6	5	35	30	30	2.5	2	10	LPJ 1
MBLN 8 003	M8	3	28	25	25	3.1	6	10	LPJ 2
MBLN 8 005	M8	5	32	27	27	3.1	3	10	LPJ 2
MBLN 10 005	M10	5	35	30	30	3.8	6	15	LPJ 2
MBLN 10 010	M10	10	53	43	30	3.8	3	15	LPJ 2
MBLN 12 005	M12	5	35	30	30	5.5	6	15	LPJ 3
MBLN 12 010	M12	10	53	43	35	5.5	3	20	LPJ 3
MBLN 12 015	M12	15	66	51	35	5.5	3	20	LPJ 3
MBLN 16 010	M16	10	70	60	35	8	6	40	LPJ 4
MBLN 16 015	M16	15	75	60	35	8	4	40	LPJ 4
MBLN 16 020	M16	20	105	85	35	8	5	40	LPJ 4



ENG ORDER
DEU BESTELL
FRA COMMANDE
ITA ORDINE
ESP PEDIDO
POR PEDIDO



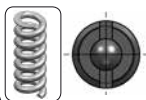
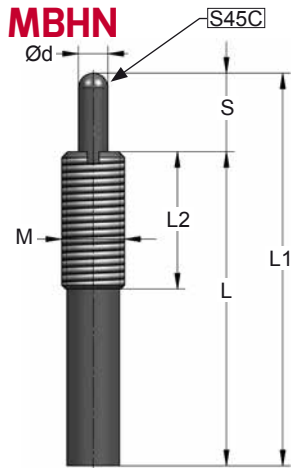
LPJ __

MBHN / MBXN

Spring Plungers

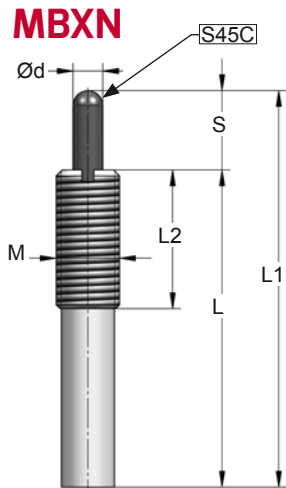
**AZOL
GAS**

MBHN



ORDER	M	S (mm)	L1 (mm)	L (mm)	L2 (mm)	$\varnothing d$ (mm)	F ₀ (N)	F ₁ (N)	Key
MBHN 5 003	M5	3	23	20	20	2	5	20	LPJ 1
MBHN 5 005	M5	5	32	27	27	2	3	20	LPJ 1
MBHN 6 003	M6	3	28	25	25	2.5	8	30	LPJ 1
MBHN 6 005	M6	5	35	30	30	2.5	5	30	LPJ 1
MBHN 8 003	M8	3	28	25	25	3.1	15	30	LPJ 2
MBHN 8 005	M8	5	32	27	27	3.1	8	30	LPJ 2
MBHN 10 005	M10	5	35	30	30	3.8	9	50	LPJ 2
MBHN 10 010	M10	10	53	43	30	3.8	8	50	LPJ 2
MBHN 12 005	M12	5	35	30	30	5.5	19	50	LPJ 3
MBHN 12 010	M12	10	53	43	35	5.5	8	50	LPJ 3
MBHN 12 015	M12	15	66	51	35	5.5	5	50	LPJ 3
MBHN 16 010	M16	10	70	60	35	8	13	80	LPJ 4
MBHN 16 015	M16	15	75	60	35	8	13	80	LPJ 4
MBHN 16 020	M16	20	105	85	35	8	10	80	LPJ 4

MBXN



ORDER	M	S (mm)	L1 (mm)	L (mm)	L2 (mm)	$\varnothing d$ (mm)	F ₀ (N)	F ₁ (N)	Key
MBXN 5 003	M5	3	30	27	27	2	9	25	LPJ 1
MBXN 5 005	M5	5	44	39	39	2	9	25	LPJ 1
MBXN 6 003	M6	3	33	30	30	2.5	14	39	LPJ 1
MBXN 6 005	M6	5	41	36	36	2.5	14	39	LPJ 1
MBXN 8 003	M8	3	30	27	27	3.1	15	41	LPJ 2
MBXN 8 005	M8	5	40	35	30	3.1	15	41	LPJ 2
MBXN 10 005	M10	5	40	35	30	3.8	16	63	LPJ 2
MBXN 10 010	M10	10	63	53	30	3.8	13	63	LPJ 2
MBXN 12 005	M12	5	48	43	35	5.5	37	98	LPJ 3
MBXN 12 010	M12	10	68	58	35	5.5	15	98	LPJ 3
MBXN 12 015	M12	15	93	78	35	5.5	15	98	LPJ 3
MBXN 16 010	M16	10	70	60	35	8	24	147	LPJ 4
MBXN 16 015	M16	15	85	70	35	8	22	147	LPJ 4
MBXN 16 020	M16	20	110	90	35	8	13	147	LPJ 4

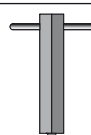


ENG ORDER
DEU BESTELL
FRA COMMANDE
ITA ORDINE
ESP PEDIDO
POR PEDIDO

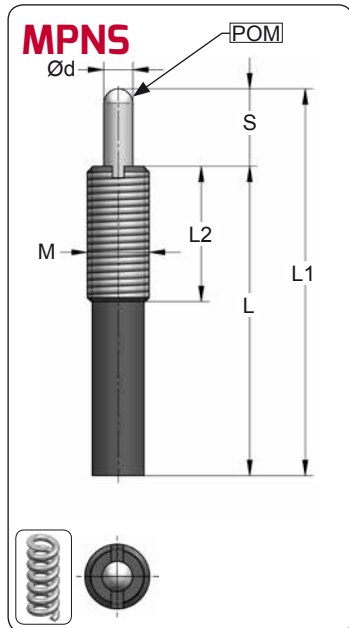


MBXN M16 20

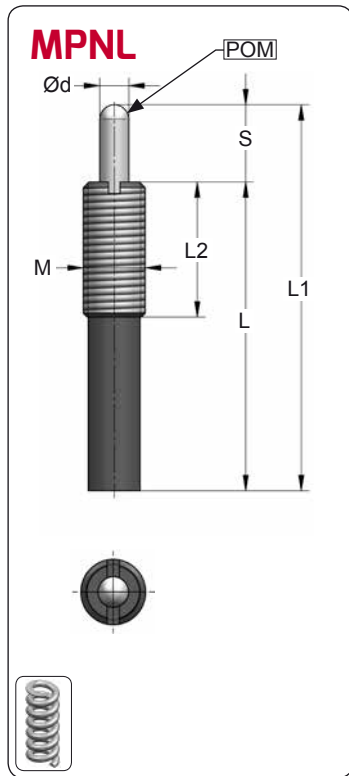
MBXN 16 020



LPJ __





ORDER	M	S (mm)	L1 (mm)	L (mm)	L2 (mm)	Ød (mm)	F ₀ (N)	F ₁ (N)	Key
MPNS 5 003	M5	3	23	20	20	2	0.74	2.95	LPJ 1
MPNS 5 005	M5	5	32	27	27	2	0.72	2.95	LPJ 1
MPNS 6 003	M6	3	28	25	25	2.5	0.85	3.2	LPJ 1
MPNS 6 005	M6	5	35	30	30	2.5	0.85	3.2	LPJ 1
MPNS 8 003	M8	3	28	25	25	3.1	0.9	3.3	LPJ 2
MPNS 8 005	M8	5	32	27	27	3.1	0.9	3.3	LPJ 2
MPNS 10 005	M10	5	35	30	30	3.8	1.9	4.7	LPJ 2
MPNS 10 010	M10	10	53	43	30	3.8	1.7	4.7	LPJ 2
MPNS 12 005	M12	5	35	30	30	5.5	1.5	4.7	LPJ 3
MPNS 12 010	M12	10	53	43	35	5.5	1.3	5.9	LPJ 3
MPNS 12 015	M12	15	66	51	35	5.5	1.6	5.9	LPJ 3
MPNS 16 010	M16	10	70	60	35	8	1.7	12.8	LPJ 4
MPNS 16 015	M16	15	75	60	35	8	1.7	12.8	LPJ 4
MPNS 16 020	M16	20	105	85	35	8	1.7	12.8	LPJ 4



ORDER	M	S (mm)	L1 (mm)	L (mm)	L2 (mm)	Ød (mm)	F ₀ (N)	F ₁ (N)	Key
MPNL 5 003	M5	3	23	20	20	2	2	10	LPJ 1
MPNL 5 005	M5	5	32	27	27	2	2	10	LPJ 1
MPNL 6 003	M6	3	28	25	25	2.5	6	10	LPJ 1
MPNL 6 005	M6	5	35	30	30	2.5	2	10	LPJ 1
MPNL 8 003	M8	3	28	25	25	3.1	6	10	LPJ 2
MPNL 8 005	M8	5	32	27	27	3.1	3	10	LPJ 2
MPNL 10 005	M10	5	35	30	30	3.8	6	15	LPJ 2
MPNL 10 010	M10	10	53	43	30	3.8	3	15	LPJ 2
MPNL 12 005	M12	5	35	30	30	5.5	6	15	LPJ 3
MPNL 12 010	M12	10	53	43	35	5.5	3	20	LPJ 3
MPNL 12 015	M12	15	66	51	35	5.5	3	20	LPJ 3
MPNL 16 010	M16	10	70	60	35	8	6	40	LPJ 4
MPNL 16 015	M16	15	75	60	35	8	4	40	LPJ 4
MPNL 16 020	M16	20	105	85	35	8	5	40	LPJ 4

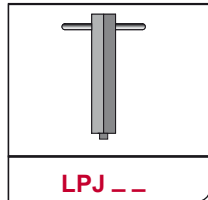
ENG ORDER
DEU BESTELL
FRA COMMANDE
ITA ORDINE
ESP PEDIDO
POR PEDIDO





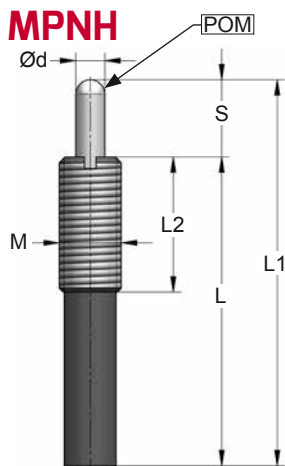
MPNL M16 20

MPNL 16 020




MPNH


Spring Plungers


**AZOL
GAS** 

ORDER	M	S (mm)	L1 (mm)	L (mm)	L2 (mm)	Ød (mm)	F ₀ (N)	F ₁ (N)	Key
MPNH 5 003	M5	3	23	20	20	2	5	20	LPJ 1
MPNH 5 005	M5	5	32	27	27	2	3	20	LPJ 1
MPNH 6 003	M6	3	28	25	25	2.5	8	30	LPJ 1
MPNH 6 005	M6	5	35	30	30	2.5	5	30	LPJ 1
MPNH 8 003	M8	3	28	25	25	3.1	15	30	LPJ 2
MPNH 8 005	M8	5	32	27	27	3.1	8	30	LPJ 2
MPNH 10 005	M10	5	35	30	30	3.8	9	50	LPJ 2
MPNH 10 010	M10	10	53	43	30	3.8	8	50	LPJ 2
MPNH 12 005	M12	5	35	30	30	5.5	19	50	LPJ 3
MPNH 12 010	M12	10	53	43	35	5.5	8	50	LPJ 3
MPNH 12 015	M12	15	66	51	35	5.5	5	50	LPJ 3
MPNH 16 010	M16	10	70	60	35	8	13	80	LPJ 4
MPNH 16 015	M16	15	75	60	35	8	13	80	LPJ 4
MPNH 16 020	M16	20	105	85	35	8	10	80	LPJ 4



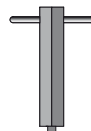
ENG	ORDER
DEU	BESTELL
FRA	COMMANDE
ITA	ORDINE
ESP	PEDIDO
POR	PEDIDO





MPNH M16 20

MPNH 16 020



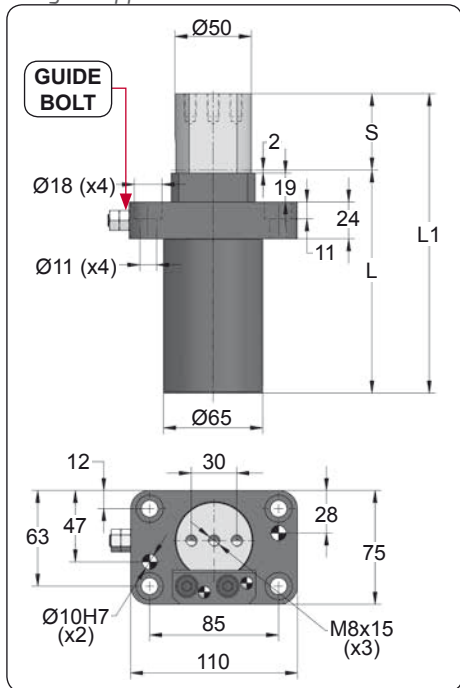
LPJ __



EXU

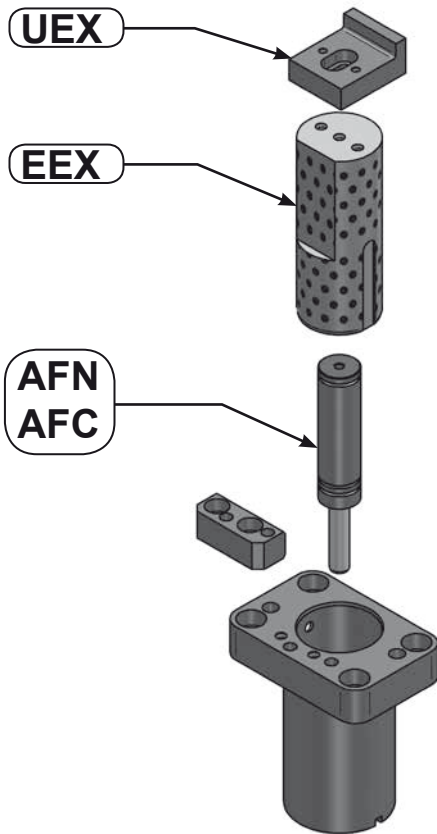
Flange Strippers





ORDER	S (mm)	L1 $\pm 0,25$ (mm)	L (mm)	Kg.
EXU ... 050	50	196	146	4.15
EXU ... 080	80	256	176	5.01
EXU ... 100	100	296	196	5.41

SPARE PARTS



CODE	COLOR	Pressure		Force	
		bar	psi	daN	daN
EXU 50 050	Green	45	650	50	75
EXU 100 050	Blue	90	1305	100	155
EXU 150 050	Red	135	1960	150	230
EXU 200 050	Yellow	180	2610	200	305

ENG ORDER
 DEU BESTELL
 FRA COMMANDE
 ITA ORDINE
 ESP PEDIDO
 POR PEDIDO

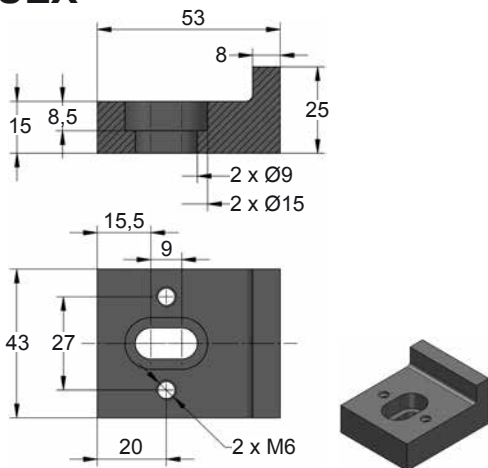
F_0 daN
 S mm

EXU 200 50
 EXU 200 050

N ₂	Smax < 90%	Vmax 1,6 m/s	Pmin (20°C) Pmax (20°C)	Tmin Tmax	

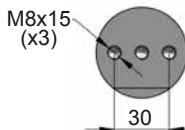

bar	psi	bar	psi	°C	°F	°C	°F	X
20	290	180	2610	0	32	80	176	

UEX

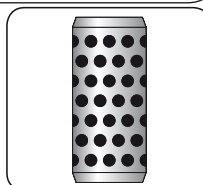
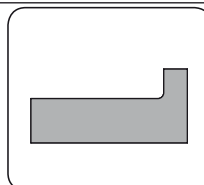
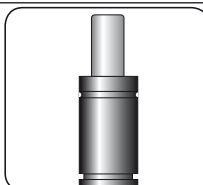
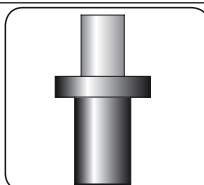
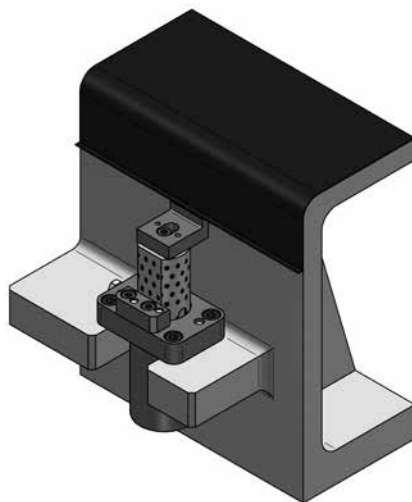
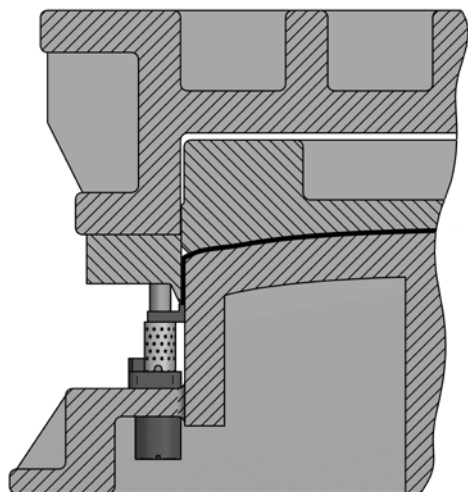


EEX-

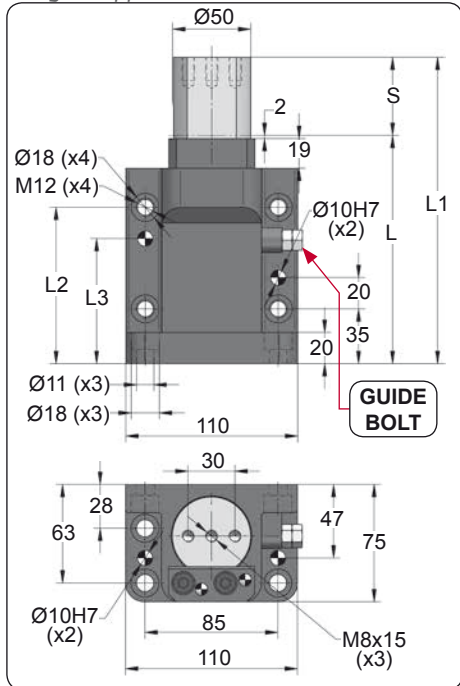
Serial Number



ORDER	S (mm)	L (mm)
EEX-050	50	125
EEX-080	80	155
EEX-100	100	175

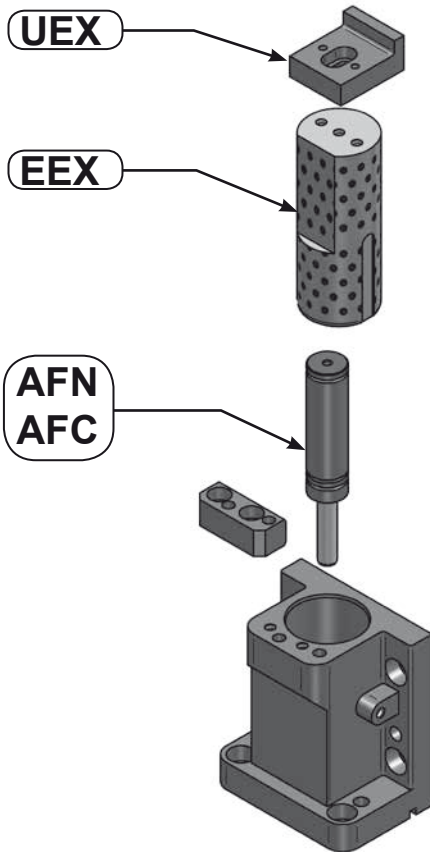


CODE	EXU 200 050	AFN 200 050 AFC 200 100	UEX	EEX-050- Serial Number	
ENG	ORDER	FLANGE STRIPPER	GAS SPRING	CAP	ROD
DEU	BESTELL	ABSTREIFER	GASDRUCKFEDER	ADAPTER	KOLBENSTANGE
FRA	COMMANDE	EXTRACTEUR	RESSORT À GAZ	LAME D'EXTRACTION	TIGE
ITA	ORDINE	ESTRATTORE	CILINDRO AD AZOTO	ADATTATORE	STELO
ESP	PEDIDO	EXTRACTOR	RESORTE DE GAS	UNA	EJE
POR	PEDIDO	LEVANTADOR	CILINDRO DE GAS	ADAPTADOR	HASTE



ORDER	S (mm)	L1 ± 0.25 (mm)	L (mm)	L2 (mm)	L3 (mm)	Kg.
EXY ... 050	50	196	146	100	80	5.47
EXY ... 080	80	256	176	130	110	6.83
EXY ... 100	100	296	196	150	130	7.56

SPARE PARTS

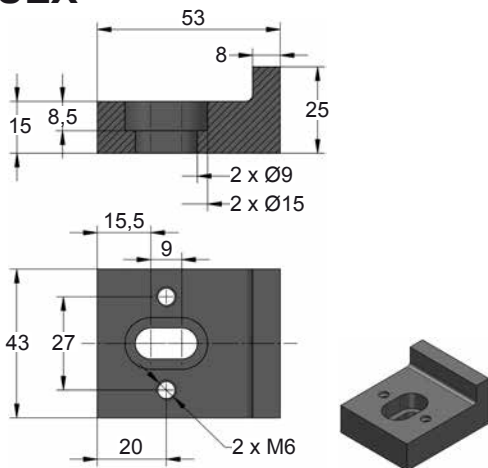


CODE	COLOR	Pressure		Force	
		bar	psi	F_0 daN	F_1 daN
EXY 50 050	Green	45	650	50	75
EXY 100 050	Blue	90	1305	100	155
EXY 150 050	Red	135	1960	150	230
EXY 200 050	Yellow	180	2610	200	305

ENG ORDER	DEU BESTELL	FRA COMMANDE	ITA ORDINE	ESP PEDIDO	POR PEDIDO	Force	
						F_0 daN	S mm
EXY	200	50					
EXY 200 050							

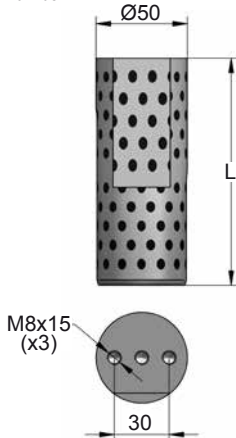
N_2	$S_{max} < 90\%$	$V_{max} 1,6 \text{ m/s}$	P_{min} (20°C)	P_{max} (20°C)	T_{min}	T_{max}	\times
bar psi			20 290	180 2610	°C °F	0 32	80 176

UEX

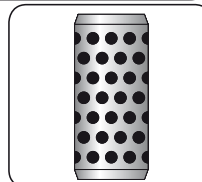
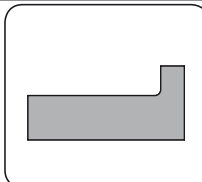
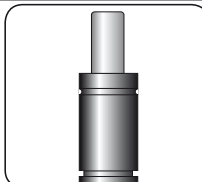
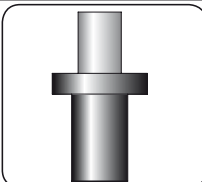
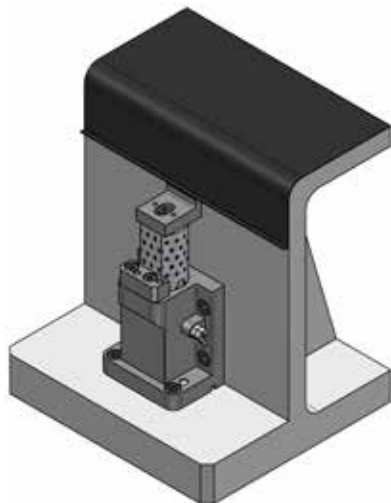
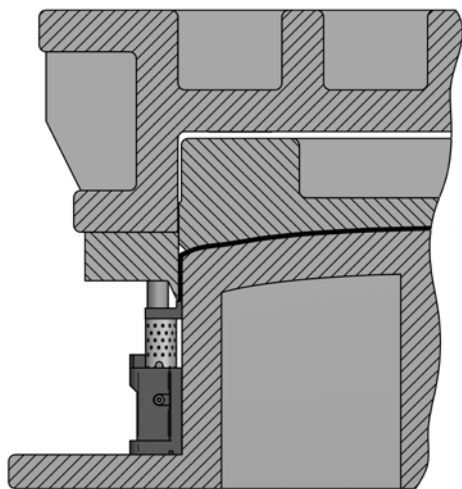


EEX-

Serial Number



ORDER	S (mm)	L (mm)
EEX-050	50	125
EEX-080	80	155
EEX-100	100	175

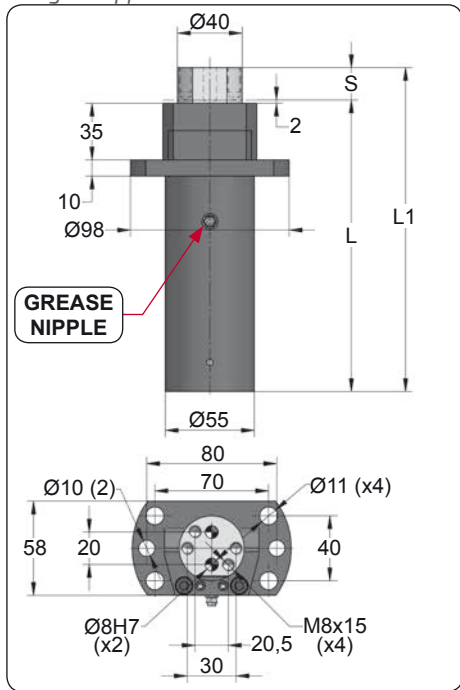


CODE	EXY 200 050	AFN 200 050 AFC 200 100	UEX	EEX-050- Serial Number	
ENG	ORDER	FLANGE STRIPPER	GAS SPRING	CAP	ROD
DEU	BESTELL	ABSTREIFER	GASDRUCKFEDER	ADAPTER	KOLBENSTANGE
FRA	COMMANDE	EXTRACTEUR	RESSORT À GAZ	LAME D'EXTRACTION	TIGE
ITA	ORDINE	ESTRATTORE	CILINDRO AD AZOTO	ADATTATORE	STELO
ESP	PEDIDO	EXTRACTOR	RESORTE DE GAS	UNA	EJE
POR	PEDIDO	LEVANTADOR	CILINDRO DE GAS	ADAPTADOR	HASTE

EXP

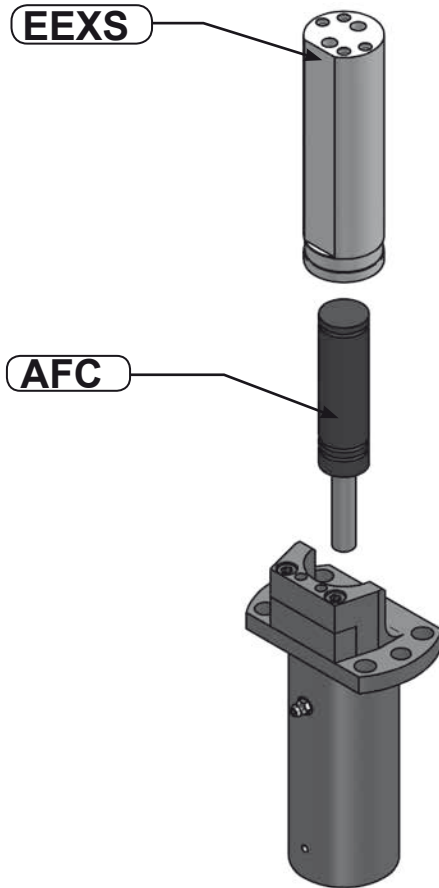
Flange Strippers

		PSA	E24.57.420



ORDER	S (mm)	L1 $\pm 0,25$ (mm)	L (mm)	Kg.
EXP ... 050	50	200	150	2.30
EXP ... 080	80	260	180	2.82

SPARE PARTS




CODE	COLOR	Pressure		F_0	F_1
		bar	psi	daN	daN
EXP 50 050	Green	45	650	50	75
EXP 100 050	Blue	90	1305	100	155
EXP 150 050	Red	135	1960	150	230
EXP 200 050	Yellow	180	2610	200	305

ENG ORDER
 DEU BESTELL
 FRA COMMANDE
 ITA ORDINE
 ESP PEDIDO
 POR PEDIDO

F_0	S
daN	mm
200	50

EXP 200 050

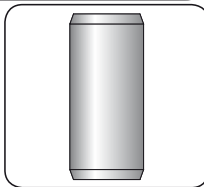
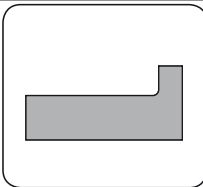
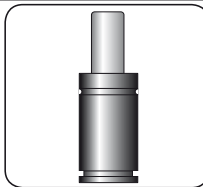
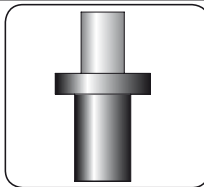
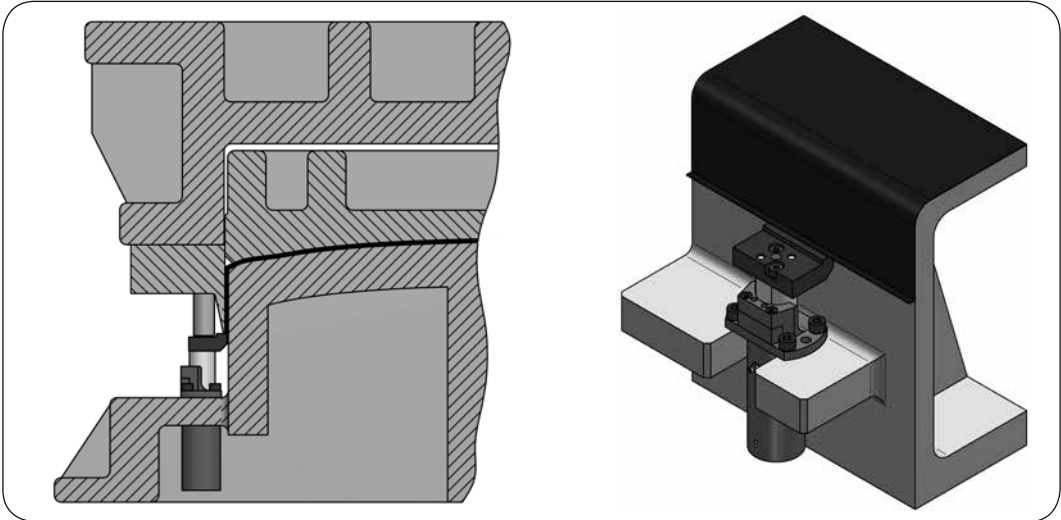
N ₂	Smax < 90%	Vmax 1,6 m/s	bar psi 20 290 180 2610	°C °F 0 32 80 176	



EEXS- _____

Serial Number _____

ORDER	S (mm)	L (mm)
EEXS-050	50	137
EEXS-080	80	167

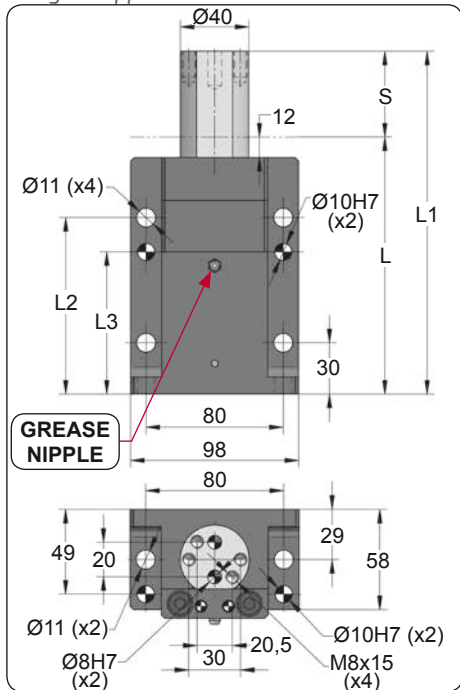


CODE	EXP 200 050	AFC 200 050	X	EEXS-050- Serial Number _____
ENG ORDER	FLANGE STRIPPER	GAS SPRING	CAP	ROD
DEU BESTELL	ABSTREIFER	GASDRUCKFEDER	ADAPTER	KOLBENSTANGE
FRA COMMANDE	EXTRACTEUR	RESSORT À GAZ	LAME D'EXTRACTION	TIGE
ITA ORDINE	ESTRATTORE	CILINDRO AD AZOTO	ADATTATORE	STELO
ESP PEDIDO	EXTRACTOR	RESORTE DE GAS	UNA	EJE
POR PEDIDO	LEVANTADOR	CILINDRO DE GAS	ADAPTADOR	HASTE

EXS

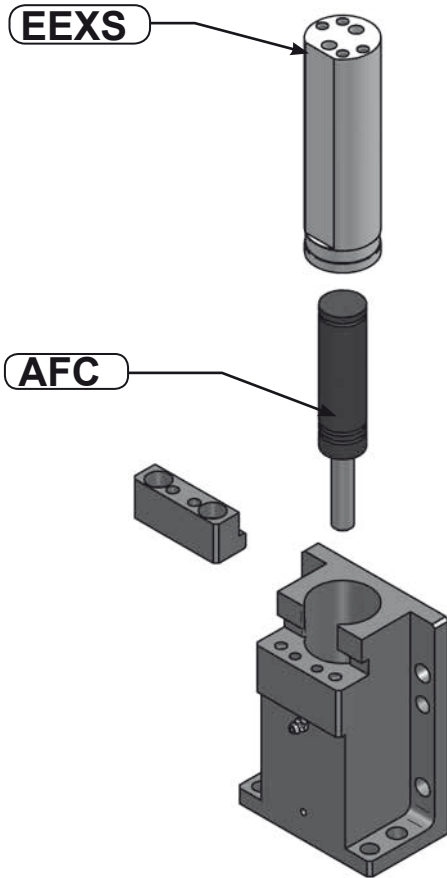
Flange Strippers

		PSA	E24.57.420



ORDER	S (mm)	L1 $\pm 0,25$ (mm)	L (mm)	L2 (mm)	L3 (mm)	Kg.
EXS ... 050	50	200	150	103	83	4.38
EXS ... 080	80	260	180	133	113	5.50

SPARE PARTS



CODE	COLOR	 bar psi		 F_0 daN	 F_1 daN
		EXS 50 050	Green	45	650
EXS 100 050	Blue	90	1305	100	155
EXS 150 050	Red	135	1960	150	230
EXS 200 050	Yellow	180	2610	200	305

ENG	ORDER
DEU	BESTELL
FRA	COMMANDE
ITA	ORDINE
ESP	PEDIDO
POR	PEDIDO

F_0

 daN


S

 mm

EXS 200 50

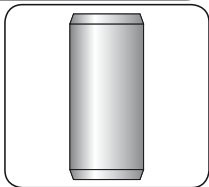
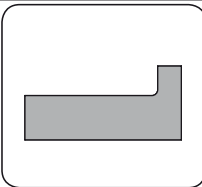
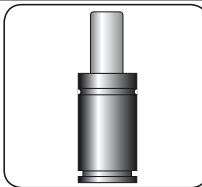
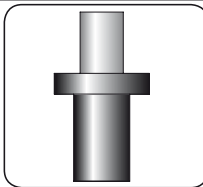
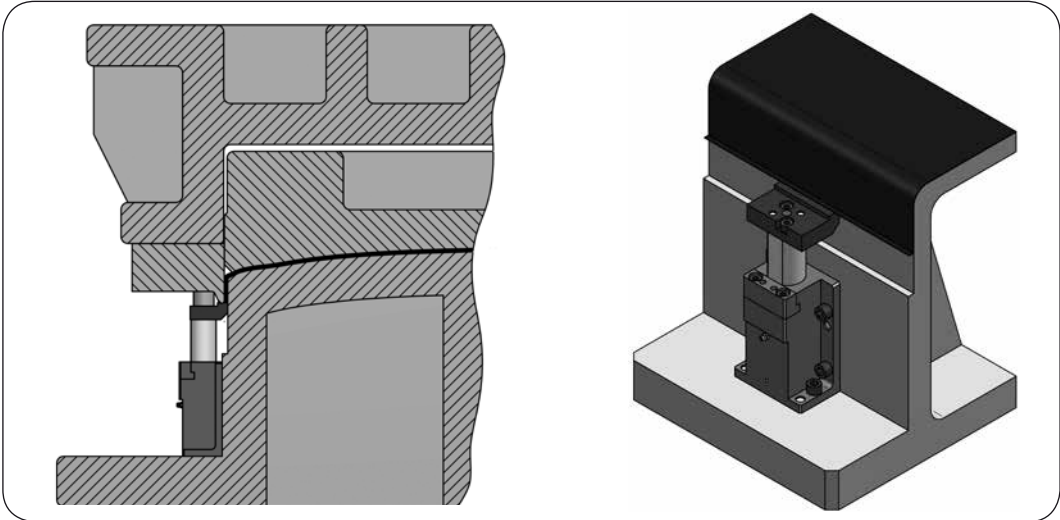
EXS 200 050

N ₂	S _{max} < 90%	V _{max} 1,6 m/s	bar psi 20 290	bar psi 180 2610	°C °F 0 32	°C °F 80 176	



EEXS- Serial Number

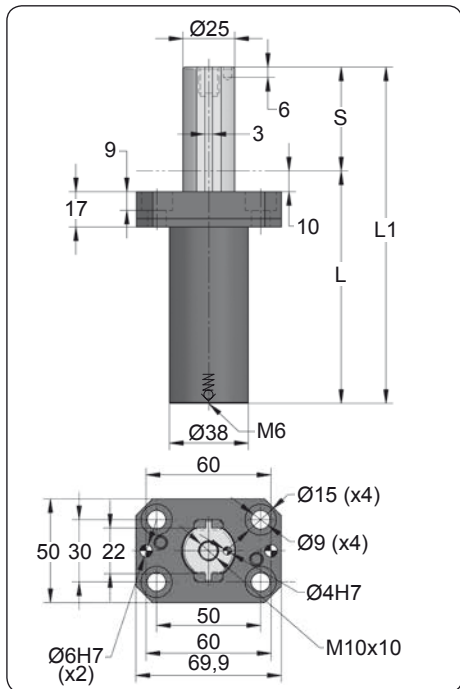
ORDER	S (mm)	L (mm)
EEXS-050	50	137
EEXS-080	80	167



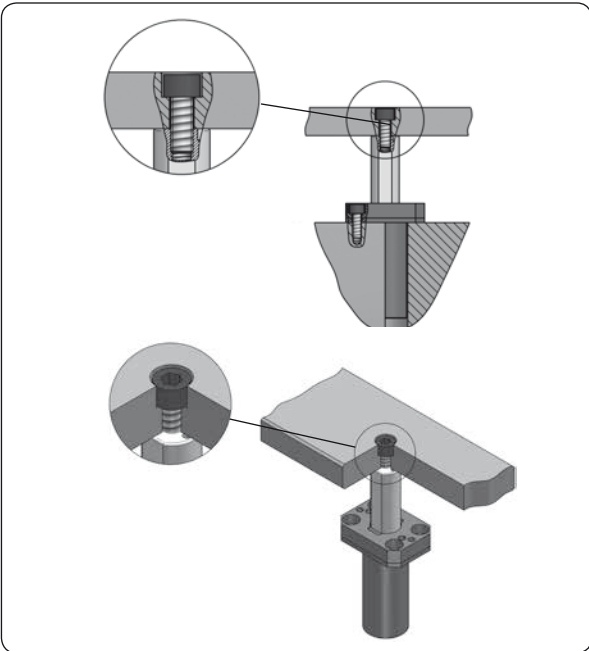
CODE	EXS 200 050	AFC 200 050		EEXS-050- Serial Number	
ENG	ORDER	FLANGE STRIPPER	GAS SPRING	CAP	ROD
DEU	BESTELL	ABSTREIFER	GASDRUCKFEDER	ADAPTER	KOLBENSTANGE
FRA	COMMANDE	EXTRACTEUR	RESSORT À GAZ	LAME D'EXTRACTION	TIGE
ITA	ORDINE	ESTRATTORE	CILINDRO AD AZOTO	ADATTATORE	STELO
ESP	PEDIDO	EXTRACTOR	RESORTE DE GAS	UNA	EJE
POR	PEDIDO	LEVANTADOR	CILINDRO DE GAS	ADAPTADOR	HASTE

EXDB 90 V1

Stock Lifters



ORDER	S (mm)	L1 ±0,25 (mm)	L (mm)	Gas Spring	Kg.
EXDB 90 025 V1	25	112	87	AFJ 90 025 V1	0.63
EXDB 90 038 V1	38	138	100	AFJ 90 038 V1	0.69
EXDB 90 050 V1	50	162	112	AFJ 90 050 V1	0.75
EXDB 90 063 V1	63.5	192	128.5	AFJ 90 063 V1	0.82
EXDB 90 080 V1	80	225	145	AFJ 90 080 V1	0.92
EXDB 90 100 V1	100	265	165	AFJ 90 100 V1	1.02
EXDB 90 125 V1	125	315	190	AFJ 90 125 V1	1.15



CODE			F_0	F_1
	bar	psi	daN	daN
EXDB 90 050 V1	180	2610	90	125

	ENG ORDER DEU BESTELL FRA COMMANDE ITA ORDINE ESP PEDIDO POR PEDIDO	F_0	S
		daN	mm
	EXDB 90	50	
	EXDB 90 050 V1		

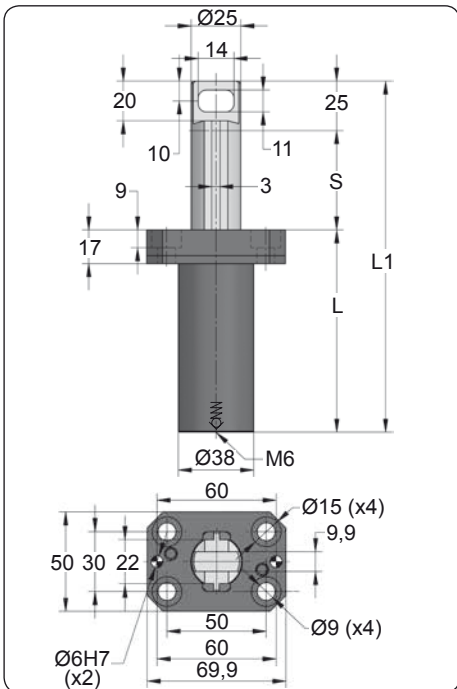
	EXDB 90 050 V1		AFJ 90 050 V1
ENG STOCK LIFTER DEU TEILEHEBER FRA ELEVATEUR ITA SOLLEVATORE ESP ELEVADOR POR LEVANTADOR		GAS SPRING GASDRUCKFEDER RESSORT À GAZ CILINDRO AD AZOTO RESORTE DE GAS CILINDRO DE GAS	

	$S_{max} < 100\%$	v	P_{min} (20°C)	P_{max} (20°C)	T_{min}	T_{max}	
--	-------------------	-----	------------------	------------------	-----------	-----------	--

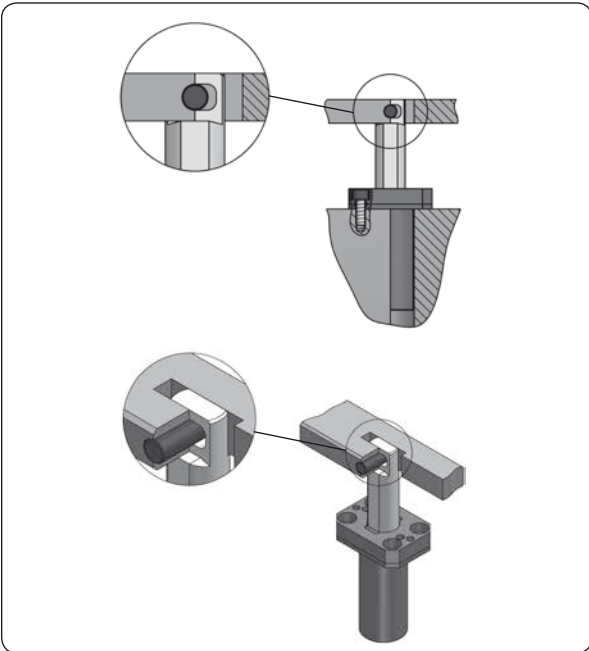
N ₂	S _{max} < 90%	V _{max} 0,8 m/s	bar psi	bar psi	°C °F	°C °F	
			20 290	180 2610	0 32	80 176	

AZOL GAS EXDN 90 V1

Stock Lifters



ORDER	S (mm)	L1 ±0,25 (mm)	L (mm)	Gas Spring	Kg.
EXDN 90 025 V1	25	127	77	AFJ 90 025 V1	0.64
EXDN 90 038 V1	38	153	90	AFJ 90 038 V1	0.70
EXDN 90 050 V1	50	177	102	AFJ 90 050 V1	0.76
EXDN 90 063 V1	63.5	207	118.5	AFJ 90 063 V1	0.84
EXDN 90 080 V1	80	240	135	AFJ 90 080 V1	0.93
EXDN 90 100 V1	100	280	155	AFJ 90 100 V1	1.03
EXDN 90 125 V1	125	330	180	AFJ 90 125 V1	1.16



CODE			F_0	F_1
	bar	psi	daN	daN
EXDN 90 050 V1	180	2610	90	125

	ENG ORDER DEU BESTELL FRA COMMANDE ITA ORDINE ESP PEDIDO POR PEDIDO	F_0	S
		daN	mm
	EXDN 90	50	
	EXDN 90 050 V1		

	EXDN 90 050 V1		AFJ 90 050 V1
ENG STOCK LIFTER DEU TEILEHEBER FRA ELEVATEUR ITA SOLLEVATORE ESP ELEVADOR POR LEVANTADOR		GAS SPRING GASDRUCKFEDER RESSORT À GAZ CILINDRO AD AZOTO RESORTE DE GAS CILINDRO DE GAS	

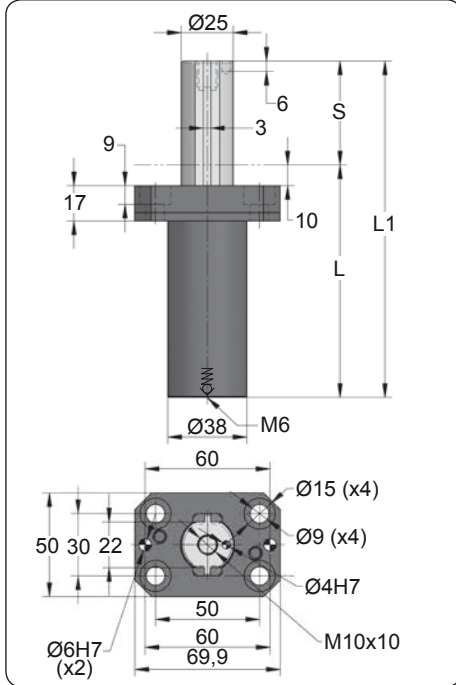
N₂	S_{max} < 90%	V_{max} 0,8 m/s	P_{min} (20°C) P_{max} (20°C)	T_{min} T_{max}	

N₂	S_{max} < 90%	V_{max} 0,8 m/s	bar psi 20 290	bar psi 180 2610	°C °F 0 32	°C °F 80 176	X
----------------------	---------------------------------	--------------------------------	---------------------------------	-----------------------------------	-----------------------------	-------------------------------	----------

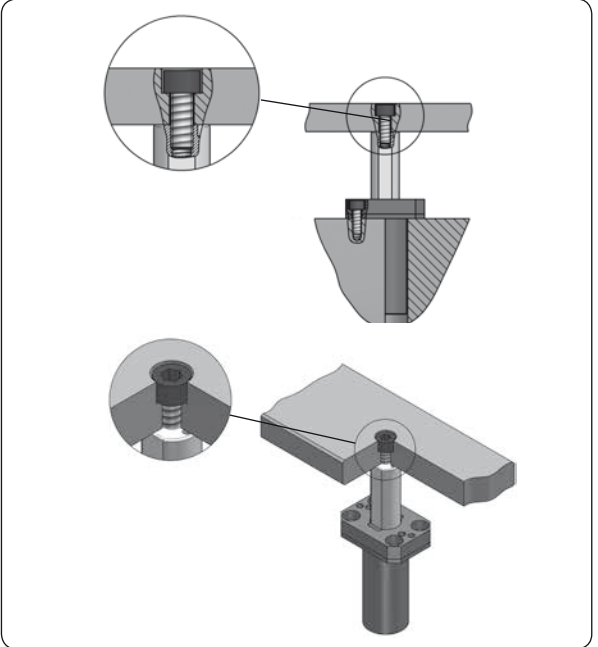
EXDT 170 V1

Stock Lifters





ORDER	S (mm)	L1 ±0,25 (mm)	L (mm)	Gas Spring	Kg.
EXDT 170 025 V1	25	112	87	CW 170 025 V1	0.61
EXDT 170 038 V1	38	138	100	CW 170 038 V1	0.68
EXDT 170 050 V1	50	162	112	CW 170 050 V1	0.75
EXDT 170 063 V1	63	188	125	CW 170 063 V1	0.83
EXDT 170 080 V1	80	225	145	CW 170 080 V1	0.94
EXDT 170 100 V1	100	265	165	CW 170 100 V1	1.05
EXDT 170 125 V1	125	315	190	CW 170 125 V1	1.19



CODE			F_0	F_1
	bar	psi	daN	daN
EXDT 170 050 V1	180	2610	170	340

ENG ORDER	DEU BESTELL	FRA COMMANDE	ITA ORDINE	ESP PEDIDO	POR PEDIDO
F_0	F_0	F_0	F_0	F_0	F_0
daN	daN	daN	daN	daN	daN
S	S	S	S	S	S
mm	mm	mm	mm	mm	mm
EXDT 170	EXDT 170	EXDT 170	EXDT 170	EXDT 170	EXDT 170
50	50	50	50	50	50
EXDT 170 050 V1	EXDT 170 050 V1	EXDT 170 050 V1	EXDT 170 050 V1	EXDT 170 050 V1	EXDT 170 050 V1

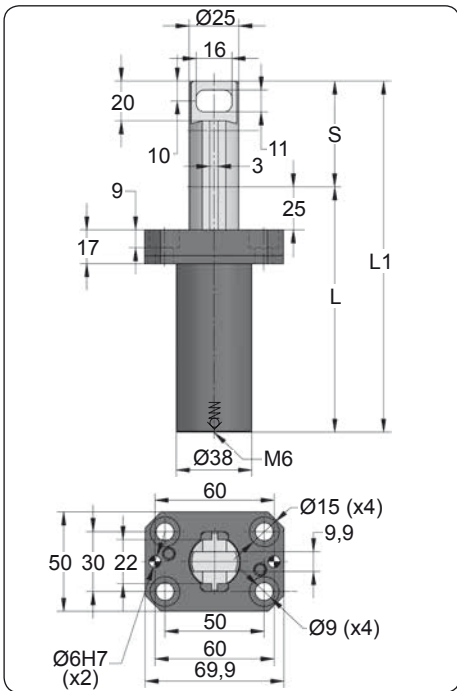
ENG STOCK LIFTER	DEU TEILEHEBER	FRA ELEVATEUR	ITA SOLLEVATORE	ESP ELEVADOR	POR LEVANTADOR
EXDT 170 050 V1	EXDT 170 050 V1	EXDT 170 050 V1	EXDT 170 050 V1	EXDT 170 050 V1	EXDT 170 050 V1
GAS SPRING	DEU GASDRÜCKFEDER	FRA RESSORT À GAZ	ITA CILINDRO AD AZOTO	ESP RESORTE DE GAS	POR CILINDRO DE GAS
CW 170 050 V1	CW 170 050 V1	CW 170 050 V1	CW 170 050 V1	CW 170 050 V1	CW 170 050 V1

N ₂	S _{max} < 90%	V _{max} 0,8 m/s	P _{min} (20°C) P _{max} (20°C)	T _{min} T _{max}	

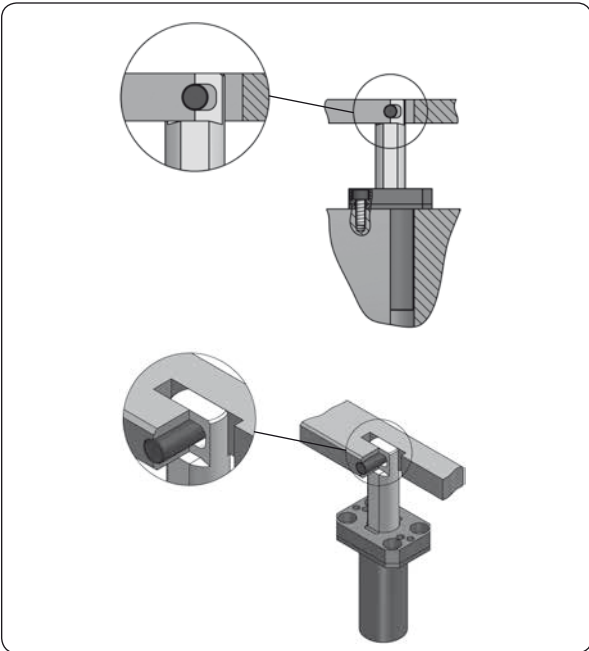
N ₂	S _{max} < 90%	V _{max} 0,8 m/s	bar psi	bar psi	°C °F	°C °F	°C °F	
			20 290	180 2610	0 32	80 176		

AZOL GAS EXDE 170 V1

Stock Lifters



ORDER	S (mm)	L1 ±0,25 (mm)	L (mm)	Gas Spring	Kg.
EXDE 170 025 V1	25	127	102	CW 170 025 V1	0.62
EXDE 170 038 V1	38	153	115	CW 170 038 V1	0.69
EXDE 170 050 V1	50	177	127	CW 170 050 V1	0.76
EXDE 170 063 V1	63	203	140	CW 170 063 V1	0.84
EXDE 170 080 V1	80	240	160	CW 170 080 V1	0.95
EXDE 170 100 V1	100	280	180	CW 170 100 V1	1.06
EXDE 170 125 V1	125	330	205	CW 170 125 V1	1.20



CODE			F_0	F_1
	bar	psi	daN	daN
EXDE 170 050 V1	180	2610	170	340

	ENG ORDER DEU BESTELL FRA COMMANDE ITA ORDINE ESP PEDIDO POR PEDIDO	F_0	S
		daN	mm
	EXDE 170		50
	EXDE 170 050 V1		

	EXDE 170 050 V1		CW 170 050 V1
ENG STOCK LIFTER DEU TEILEHEBER FRA ELEVATEUR ITA SOLLEVATORE ESP ELEVADOR POR LEVANTADOR		GAS SPRING GASDRÜCKFEDER RESSORT À GAZ CILINDRO AD AZOTO RESORTE DE GAS CILINDRO DE GAS	

N ₂	S _{max} < 90%	V _{max} 0,8 m/s	P _{min} (20°C) P _{max} (20°C)	T _{min} T _{max}	

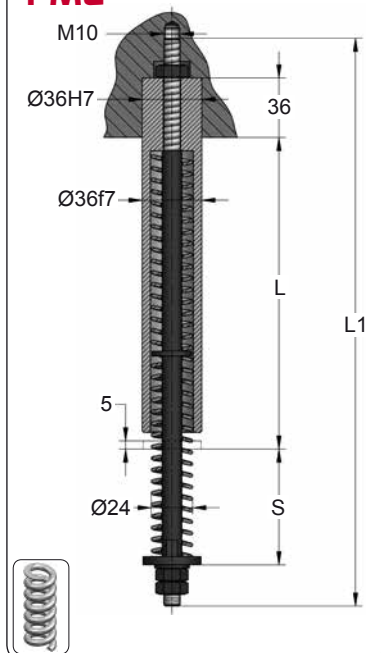
bar	psi	bar	psi	°C	°F	°C	°F	
20	290	180	2610	0	32	80	176	

PME / PGE


Bolt



PME



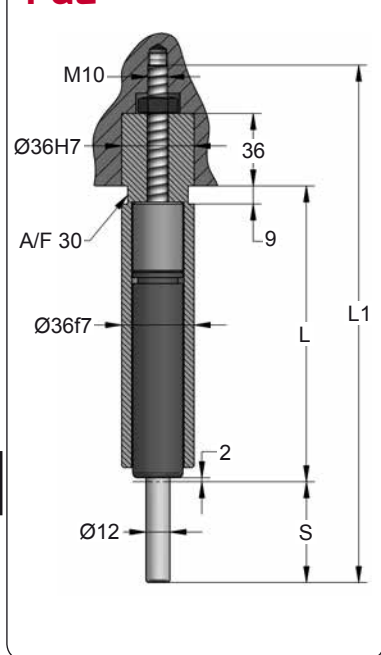
ORDER	S (mm)	L1 (mm)	L (mm)	F ₀ (N)	F ₁ (N)
PME - 1	50	290	155	117.2	650
PME - 2	50	290	155	185	1030
PME - 3	65	343.5	193.5	94	650
PME - 4	65	343.5	193.5	149	1030
PME - 5	80	392.5	227.5	84.7	650
PME - 6	80	392.5	227.5	134	1030



	ENG ORDER	
	DEU BESTELL	
	FRA COMMANDE	
	ITA ORDINE	
	ESP PEDIDO	
POR PEDIDO		

PME 1

PGE



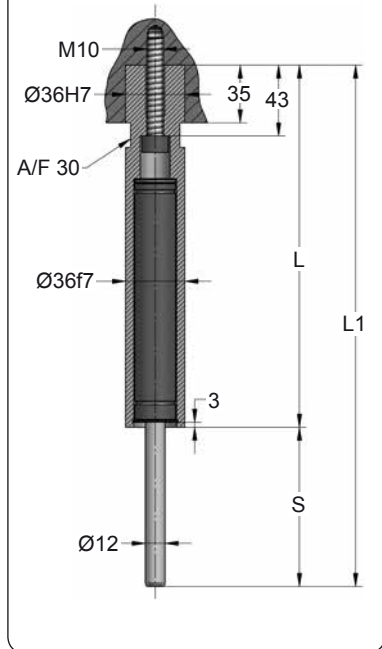
ORDER	S (mm)	L1 (mm)	L (mm)	F ₀ (daN)	F ₁ (daN)	Gas Spring
PGE - 1	50	257	147	50	65	AF 50 050
PGE - 2	50	257	147	100	125	AF 100 050
PGE - 3	65	310.5	185.5	50	65	AF 50 065
PGE - 4	65	310.5	185.5	100	125	AF 100 065
PGE - 5	80	359.5	218.5	50	65	AF 50 080
PGE - 6	80	359.5	218.5	100	125	AF 100 080




	ENG ORDER	
	DEU BESTELL	
	FRA COMMANDE	
	ITA ORDINE	
	ESP PEDIDO	
POR PEDIDO		

PGE 1

PGN



ORDER	S (mm)	L1 (mm)	L (mm)	F ₀ (daN)	F ₁ (daN)	Gas Spring
PGN - 1	58	240	182	100	155	AFC 100 063
PGN - 2	74	274	200	100	155	AFC 100 080
PGN - 3	94	314	220	100	155	AFC 100 100

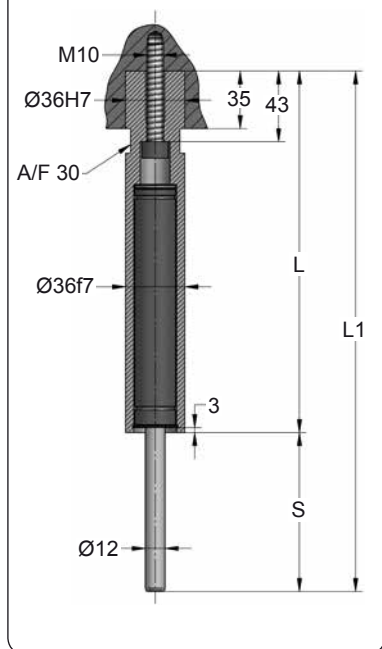


	ENG ORDER	
	DEU BESTELL	
	FRA COMMANDE	
	ITA ORDINE	
	ESP PEDIDO	
	POR PEDIDO	

PGN 1

PGN 1

PGH



ORDER	S (mm)	L1 (mm)	L (mm)	F ₀ (daN)	F ₁ (daN)	Gas Spring
PGH - 1	58	240	182	100	155	AFC 100 063
PGH - 2	74	274	200	100	155	AFC 100 080
PGH - 3	94	314	220	100	155	AFC 100 100



	ENG ORDER	
	DEU BESTELL	
	FRA COMMANDE	
	ITA ORDINE	
	ESP PEDIDO	
	POR PEDIDO	

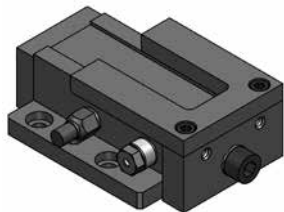
PGH 1

PGH 1

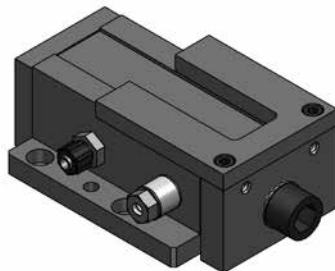




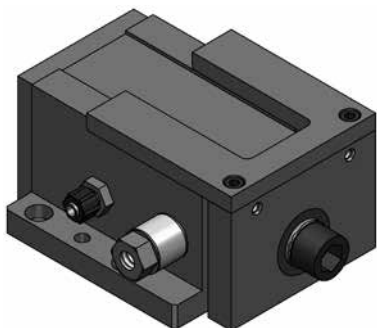
SP-ER AIR SCRAP REMOVER



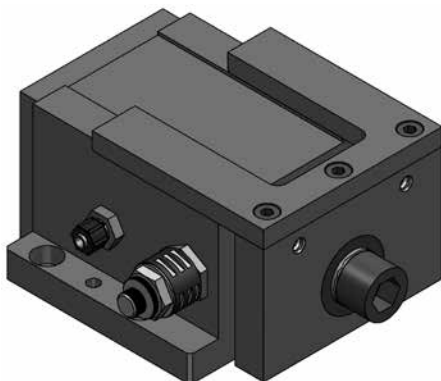
SP-ER 3



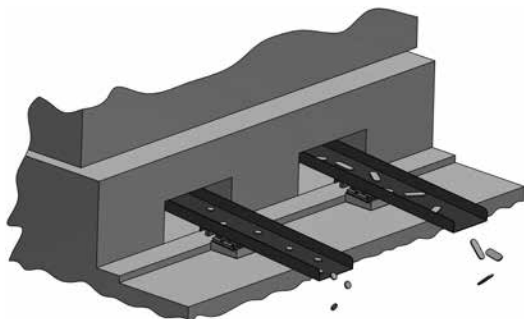
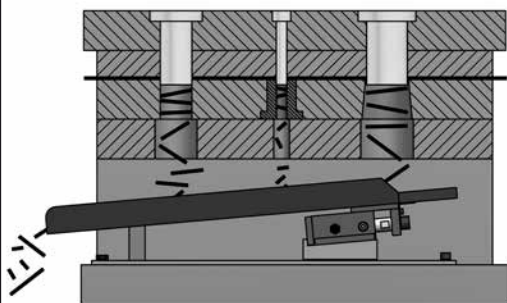
SP-ER 5



SP-ER 7

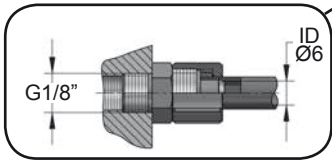
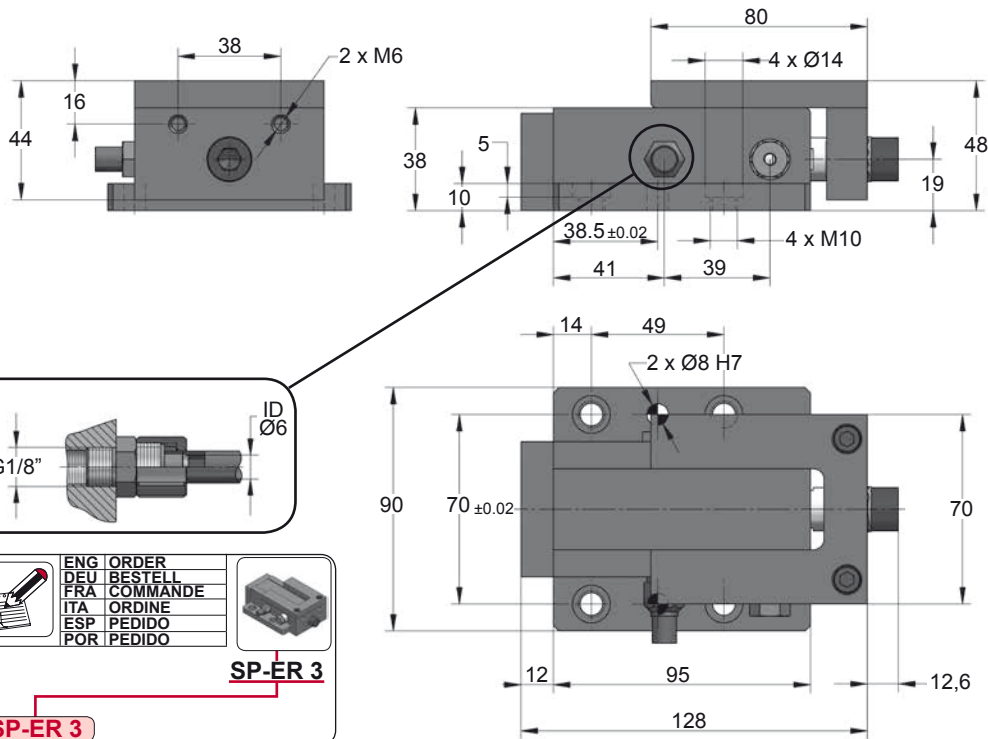


SP-ER 9



SP-ER 3

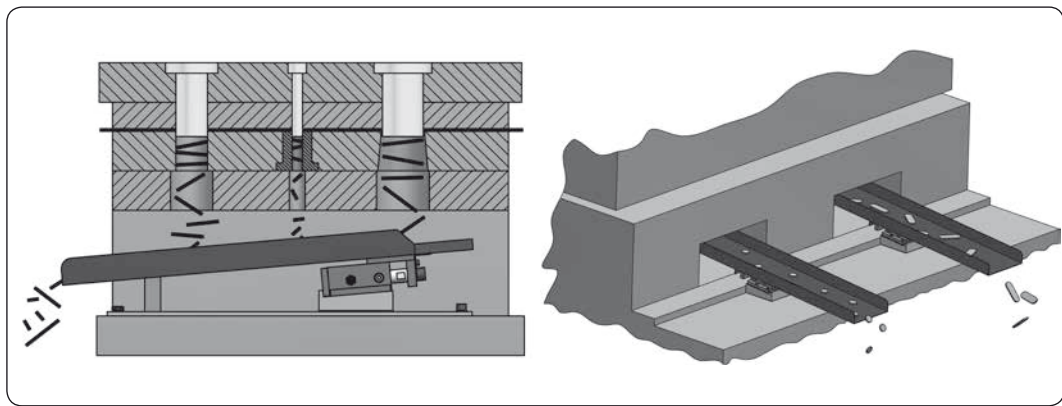
Air Scrap Remover



	ENG ORDER	
	DEU BESTELL	
	FRA COMMANDE	
	ITA ORDINE	
	ESP PEDIDO	
POR PEDIDO		

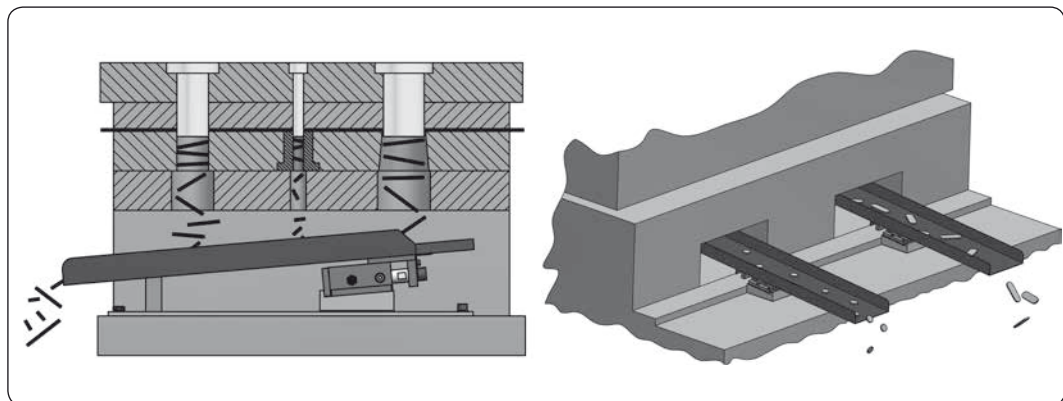
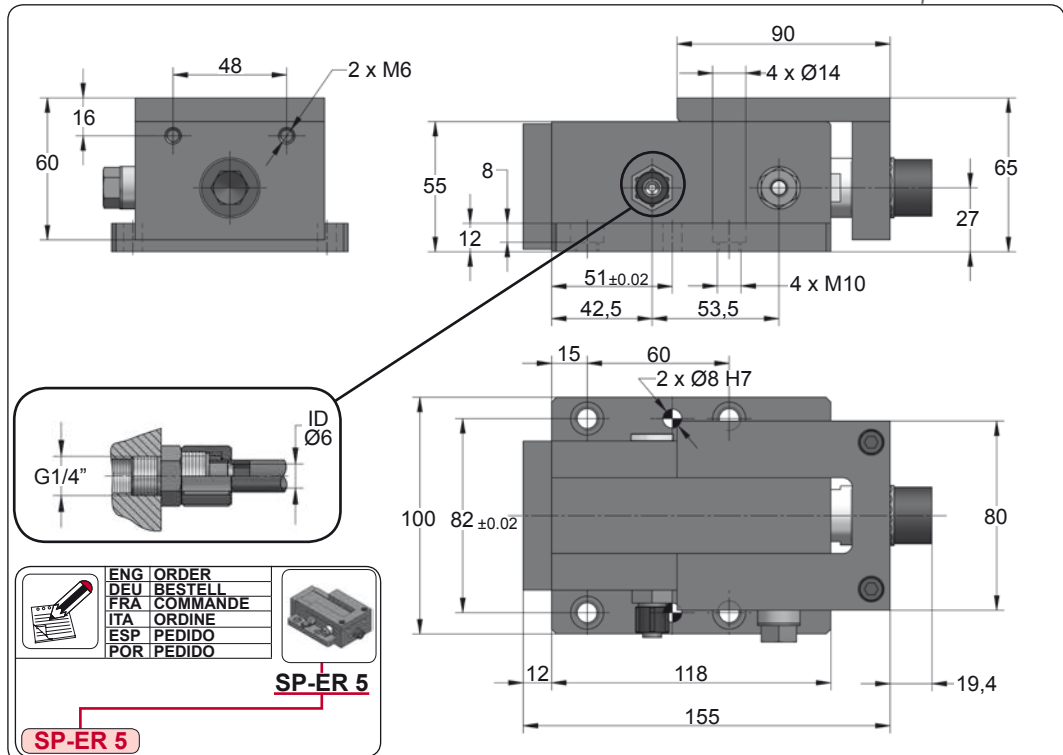
SP-ER 3

SP-ER 3



--	--	--	--	--	--

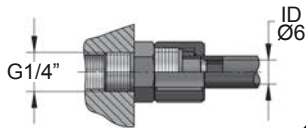
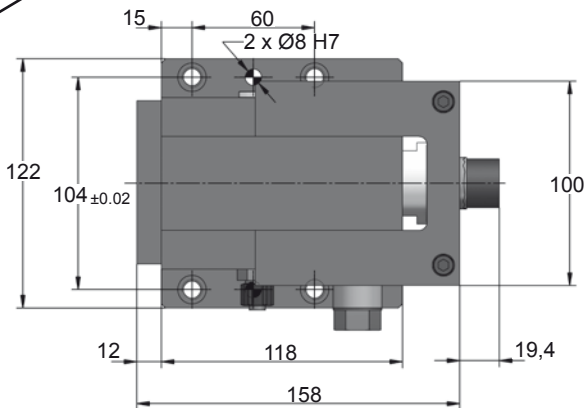
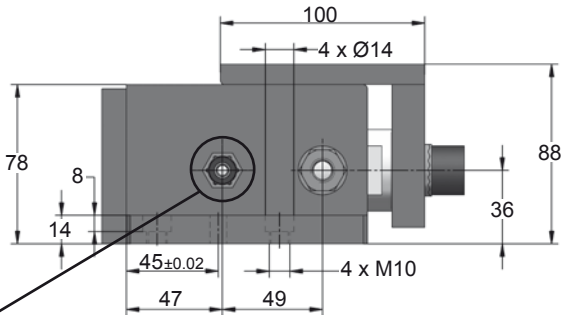
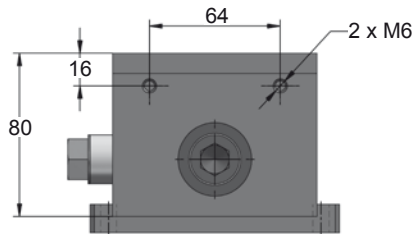
AIR	S_{max} = 30 mm	∠ min = 6°	P_{min} (20°C) bar psi 4 58	P_{max} (20°C) bar psi 6 87	T_{min} °C °F 0 32	T_{max} °C °F 60 140	Kg.max = 6 Kg.
------------	--------------------------------	-------------------	--	--	--------------------------------------	--	-----------------------



<p>AIR</p>	<p>$S_{max} = 33 \text{ mm}$</p>	<p>$\angle \min = 6^\circ$</p>	<p>Pmin (20°C) 4 bar 58 psi</p> <p>Pmax (20°C) 6 bar 87 psi</p>	<p>Tmin 0 °C 32 °F</p> <p>Tmax 60 °C 140 °F</p>	<p>Kg.max = 14 Kg.</p>

SP-ER 7

Air Scrap Remover

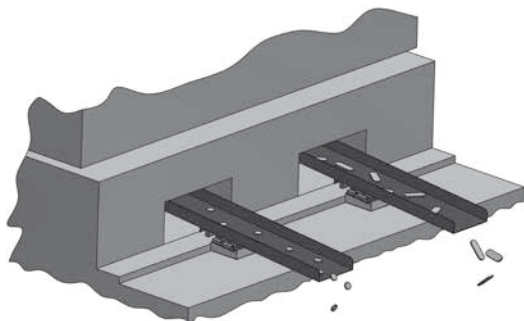
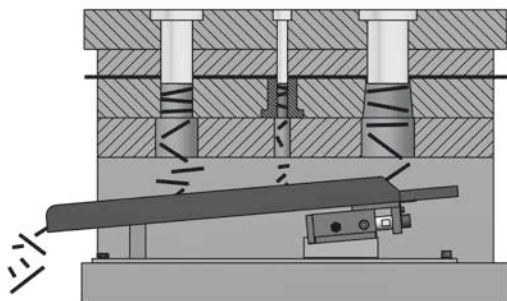


ENG ORDER
DEU BESTELL
FRA COMMANDE
ITA ORDINE
ESP PEDIDO
POR PEDIDO



SP-ER 7

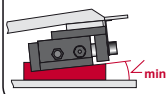
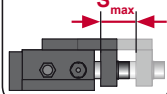
SP-ER 7



AIR



S_{max}



Pmin
(20°C)



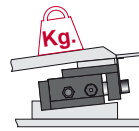
Pmax
(20°C)



Tmin



Tmax



AIR

S_{max} = 20 mm

∠ min = 6°

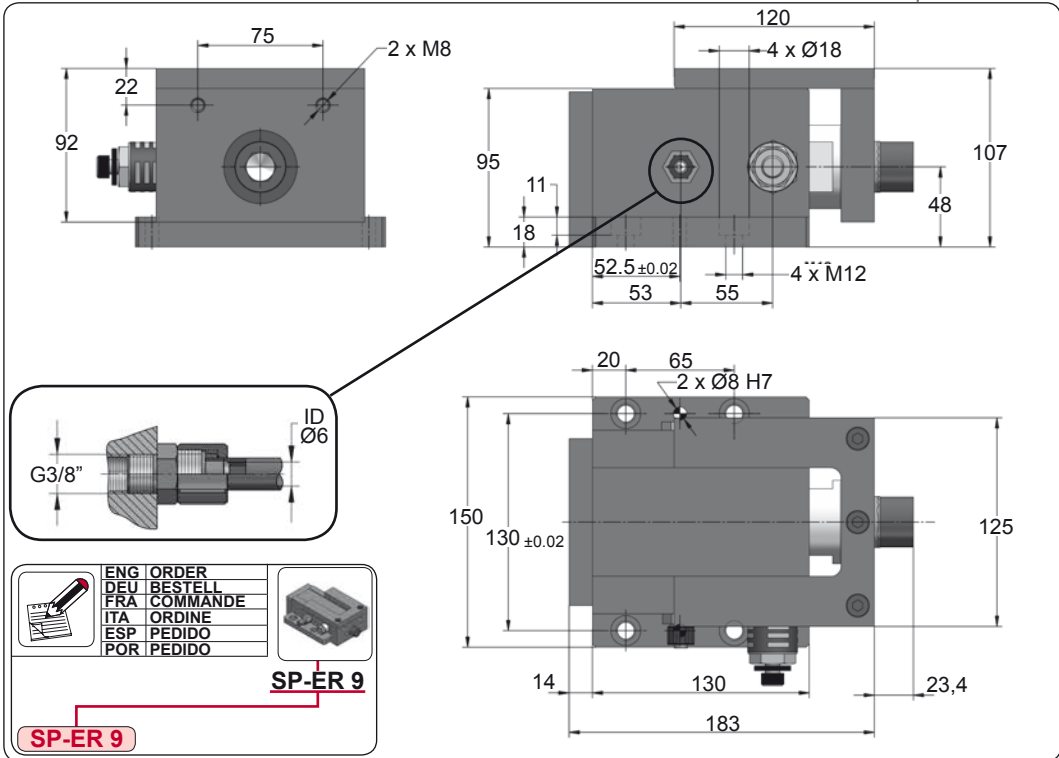
bar psi
4 58

bar psi
6 87

°C °F
0 32

°C °F
60 140

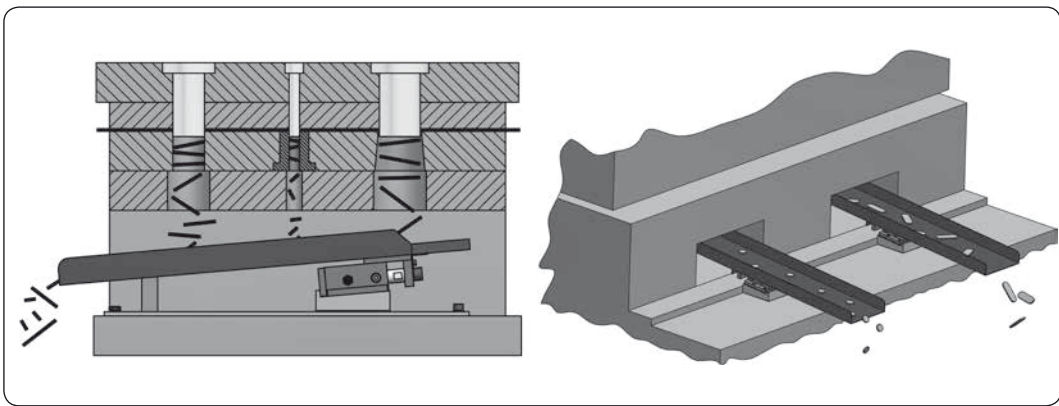
Kg.max = 36 Kg.


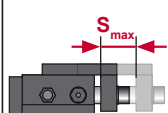
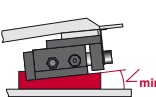








ENG ORDER
DEU BESTELL
FRA COMMANDE
ITA ORDINE
ESP PEDIDO
POR PEDIDO

SP-ER 9

SP-ER 9



			 Pmin (20°C)	 Pmax (20°C)	 Tmin	 Tmax	
--	---	---	---	---	---	---	--

AIR	Smax = 28 mm	∠ min = 6°	bar psi 4 58	bar psi 6 87	°C °F 0 32	°C °F 60 140	Kg.max = 56 Kg.
------------	---------------------	-------------------	------------------------	------------------------	----------------------	------------------------	------------------------



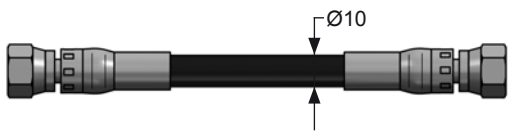
ACCESSORIES

G1/8"Charge Port
G1/8"**Pmax**
630 bar**Rmin**
20 mm**Tmax**
100 °C

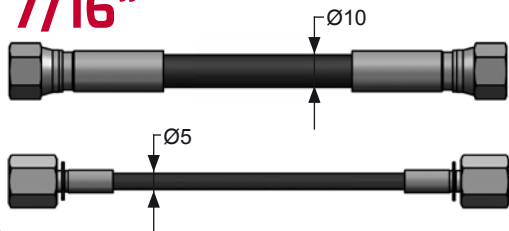
-High vibration applications.
-Compact size.

M8 x 1Charge Port
M6**Pmax**
400 bar**Rmin**
20 mm**Tmax**
100 °C

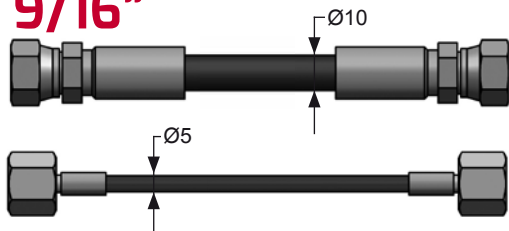
-M6 charge port gas springs.
-Compact size.

M12 X 1,5Charge Port
G1/8"**Pmax**
345 bar**Rmin**
40 mm**Tmax**
100 °C

-Larger gas springs.
-High gas flow.

7/16"Charge Port
G1/8"**Pmax**
345 bar**Rmin**
40 mm**Tmax**
100 °CCharge Port
G1/8"**Pmax**
345 bar**Rmin**
20 mm**Tmax**
100 °C

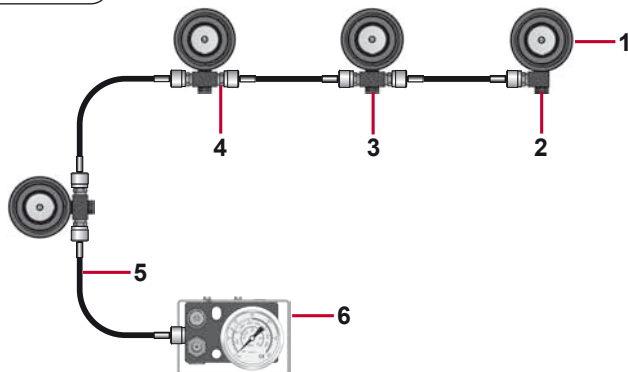
-Standard applications.

9/16"Charge Port
G1/8"**Pmax**
345 bar**Rmin**
40 mm**Tmax**
100 °CCharge Port
G1/8"**Pmax**
345 bar**Rmin**
20 mm**Tmax**
100 °C

-High vibration applications.

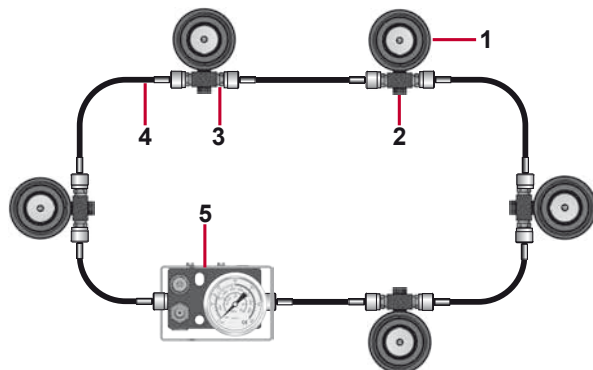
CONNECTION SYSTEMS

EXAMPLE 1



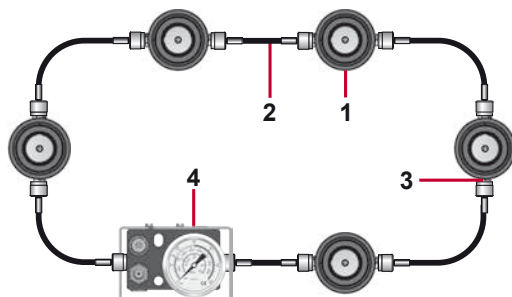
1.-	AG (x4)
2.-	CF 01 24 (x1)
3.-	CF 02 40 (x3)
4.-	SKK 12R 1/8 (x8)
5.-	SGS 12 XXXX (x4)
6.-	600-CP (x1)

EXAMPLE 2



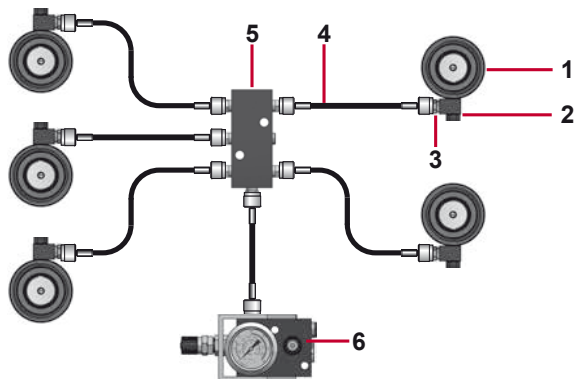
1.-	AG (x5)
2.-	CF 02 (x5)
3.-	SKK 12R 1/8 (x12)
4.-	SGS 12 XXXX (x6)
5.-	600-CP (x1)

EXAMPLE 3



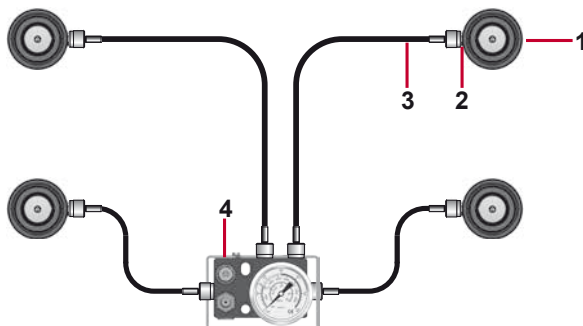
1.-	AGB-H (x5)
2.-	SGS 12 XXXX (x6)
3.-	SKK 12R 1/8 (x12)
4.-	600-CP (x1)

EXAMPLE 4



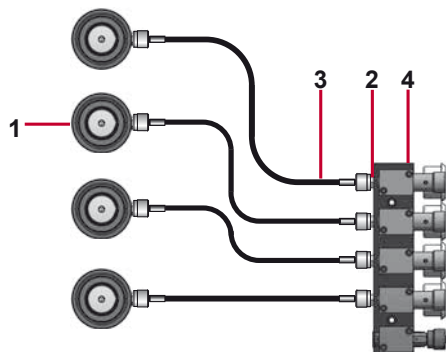
- | | |
|-----|-------------------|
| 1.- | AG (x5) |
| 2.- | CF 01 24 (x5) |
| 3.- | SKK 12R 1/8 (X12) |
| 4.- | SGS 12 XXXX (x6) |
| 5.- | PLD 6 (x1) |
| 6.- | 600-CPRE 01 (x1) |

EXAMPLE 5





- | | |
|-----|------------------|
| 1.- | AG (x4) |
| 2.- | SKK 12R 1/8 (x8) |
| 3.- | SGS 12 XXXX (x4) |
| 4.- | 600-CP (x1) |

EXAMPLE 6

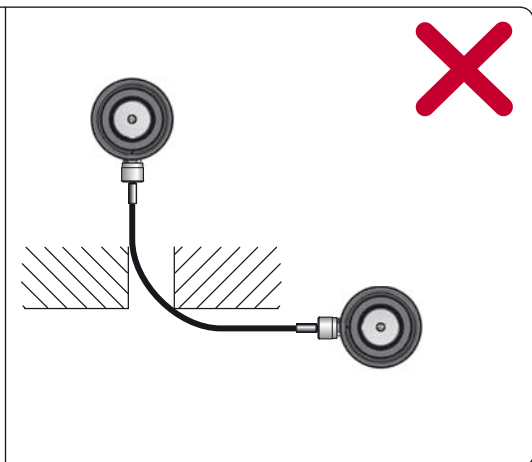
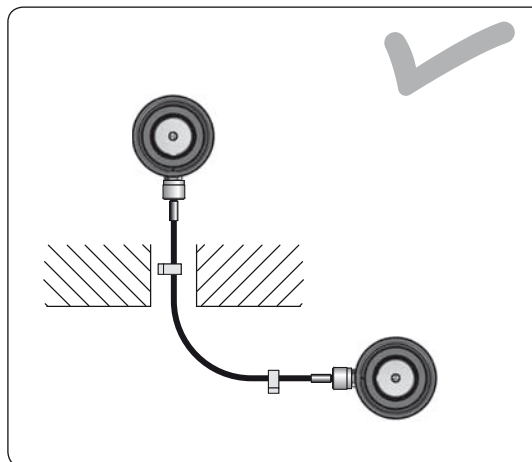
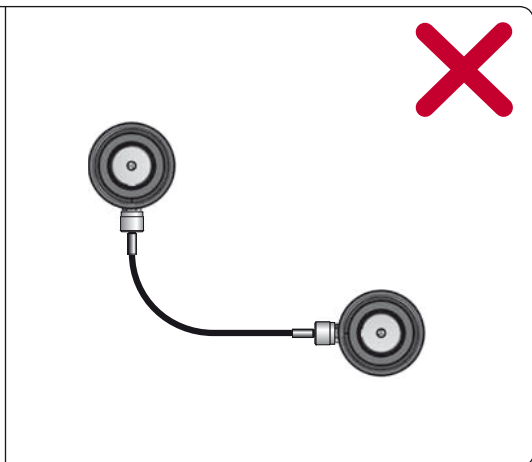
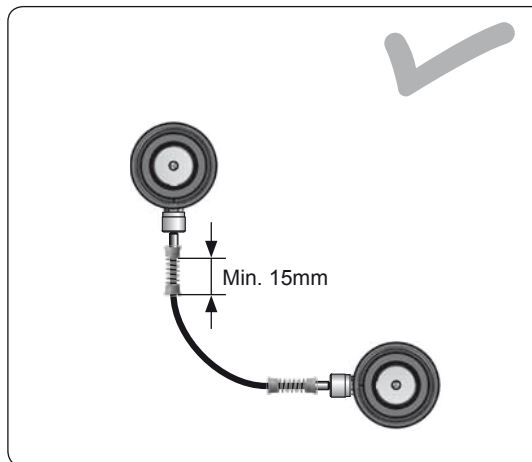
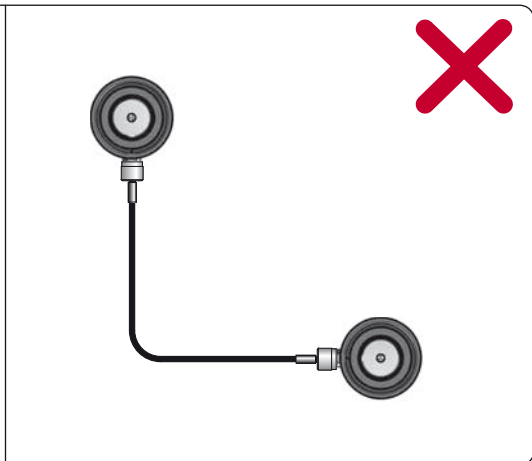
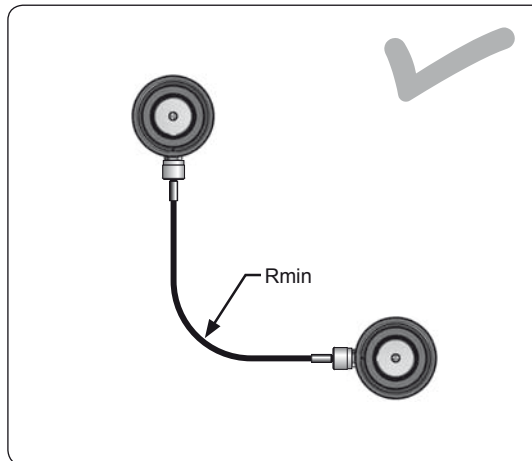


- | | |
|-----|------------------|
| 1.- | AG (x4) |
| 2.- | SKK 12R 1/8 (x8) |
| 3.- | SGS 12 XXXX (x4) |
| 4.- | 600-CPMC 01 (x1) |

HOSE INSTALLATION GUIDELINES



HOSE INSTALLATION GUIDELINES


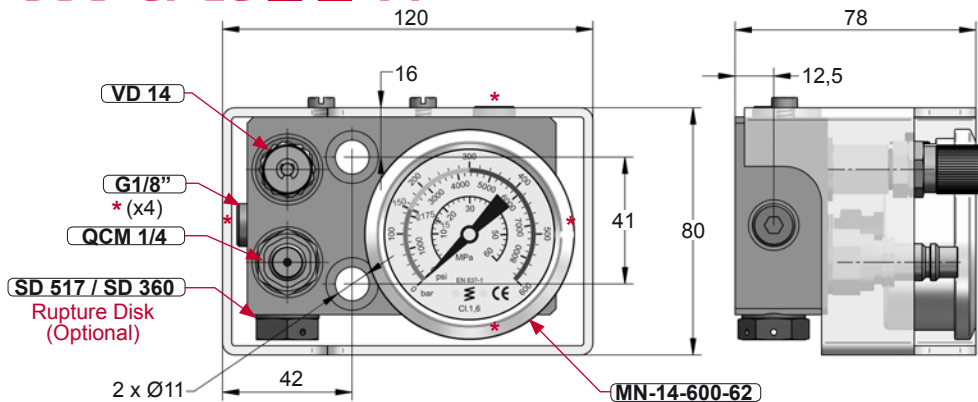


CONTROL PANELS



Accessories

600-CPLC __ V1



ENG	ORDER
DEU	BESTELL
FRA	COMMANDE
ITA	ORDINE
ESP	PEDIDO
POR	PEDIDO



600-CPLC 01 V1

600-CPLC 02 V1

600-CPLC 03 V1

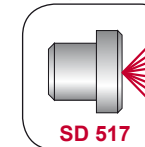
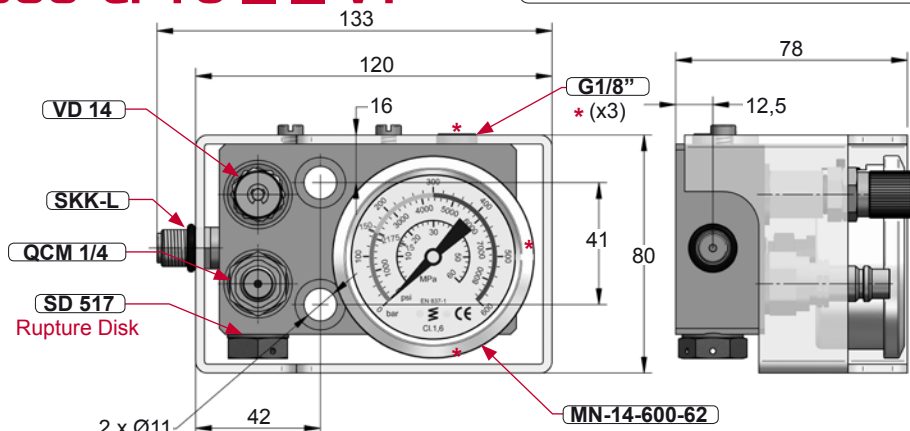
bar	psi
600	8000

bar	psi
517	7500

bar	psi
360	5220

600-CPTO __ V1

TOYOTA SMS DHN 3211n



ENG	ORDER
DEU	BESTELL
FRA	COMMANDE
ITA	ORDINE
ESP	PEDIDO
POR	PEDIDO



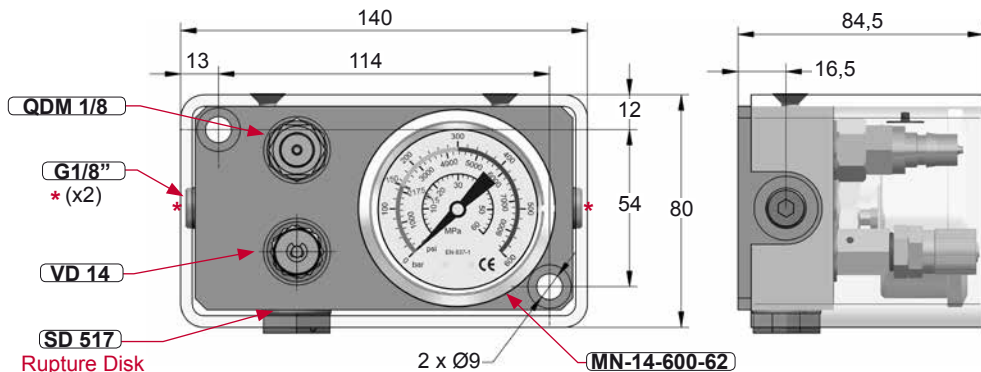
600-CPTO 01 V1

bar	psi
600	8000

bar	psi
517	7500

600-CPFI _ _

FIAT A0.14.01



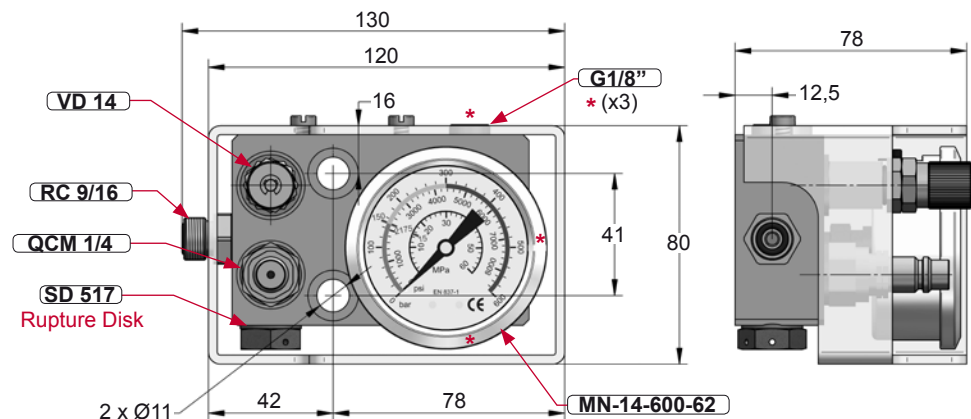
bar	psi
600	8000

bar	psi
517	7500

	ENG ORDER		
	DEU BESTELL		
	FRA COMMANDE		
	ITA ORDINE		
	ESP PEDIDO		
POR PEDIDO			
600-CPFI 01			
600-CPFI 02			

600-CPFO _ _ V1

FORD W-DX-35-72



bar	psi
600	8000

bar	psi
517	7500

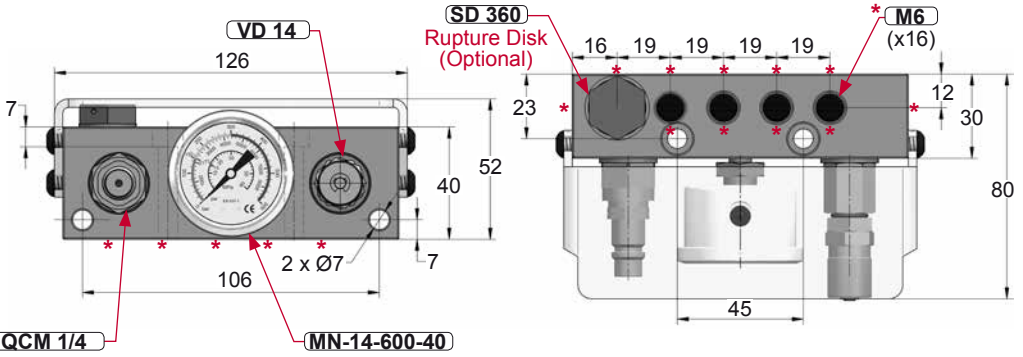
	ENG ORDER		
	DEU BESTELL		
	FRA COMMANDE		
	ITA ORDINE		
	ESP PEDIDO		
POR PEDIDO			
600-CPFO 01 V1			

CONTROL PANELS



Accessories

600-CPM6 _ _



bar psi
600 8000

bar psi
360 5220

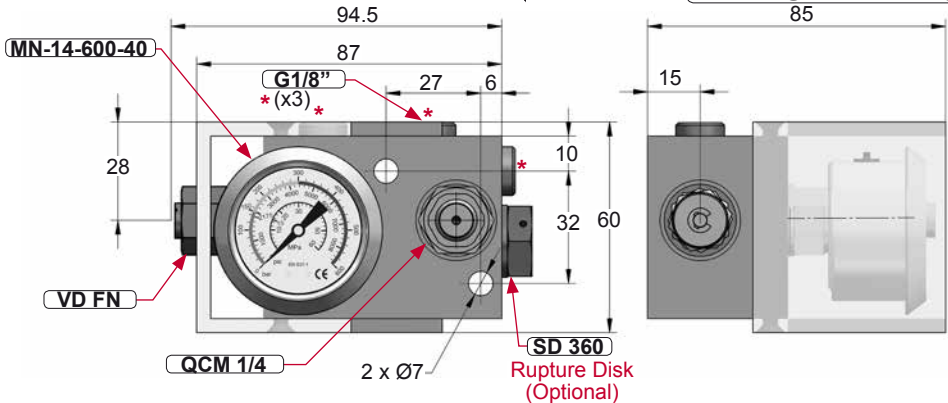
	ENG ORDER		
	DEU BESTELL		
	FRA COMMANDE		
	ITA ORDINE		
	ESP PEDIDO		
POR PEDIDO			

600-CPM6 01

600-CPM6 02

600-CPGM _ _ V1 *New!*

GM 90.25
RENAULT EM24.54.700



bar psi
600 8000

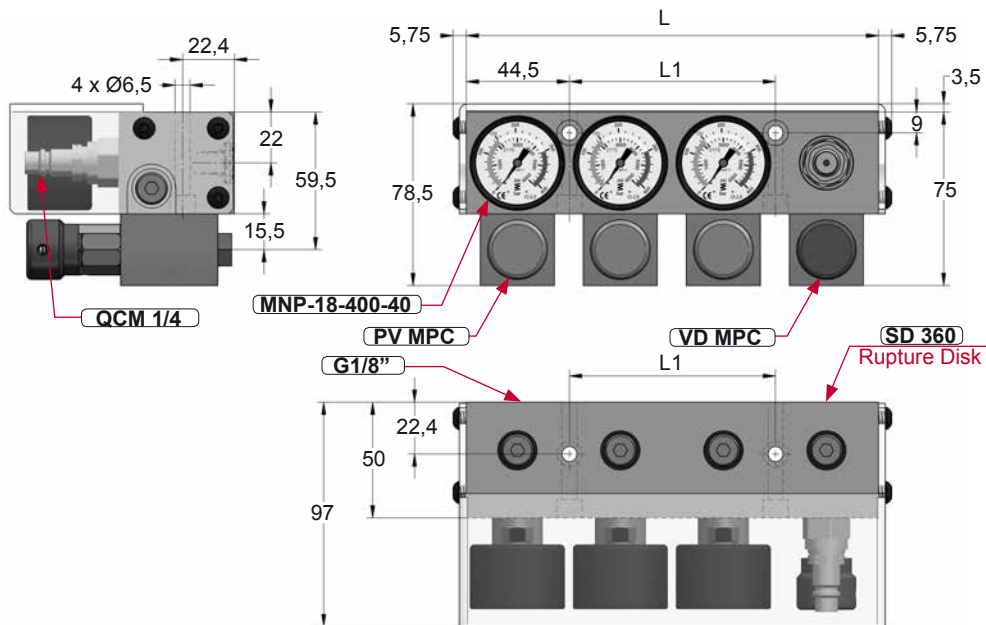
bar psi
360 5220

	ENG ORDER		
	DEU BESTELL		
	FRA COMMANDE		
	ITA ORDINE		
	ESP PEDIDO		
POR PEDIDO			

600-CPGM 03 V1

600-CPGM 04 V1

400-CPFG _ 01 *New!*



ORDER	Qty. testing units	L (mm)	L1 (mm)
400-CPFG2 01	2	133.5	44.5
400-CPFG3 01	3	178	89
400-CPFG4 01	4	222.5	133.5
400-CPFG5 01	5	267	178
400-CPFG6 01	6	311.5	222.5
400-CPFG8 01	8	400.5	311.5
400-CPFG10 01	10	489.5	400.5



bar psi
400 6000

bar psi
360 5220

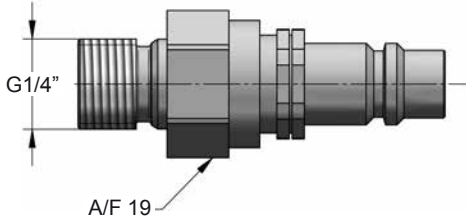


400-CPFG2 01

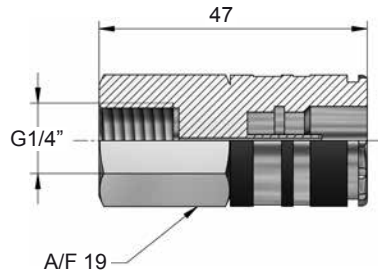
CONTROL PANELS

Accessories

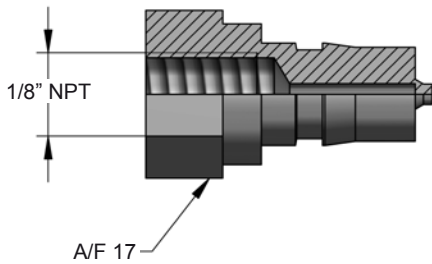
QCM 1/4



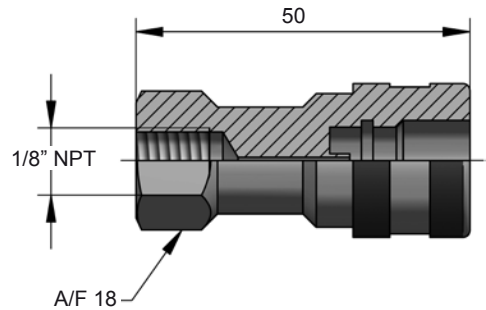
QCF 1/4



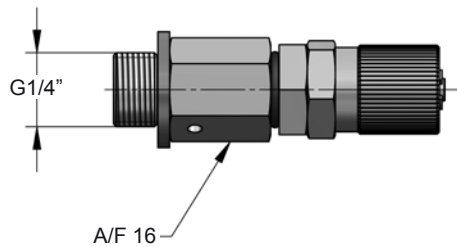
QDM 1/8



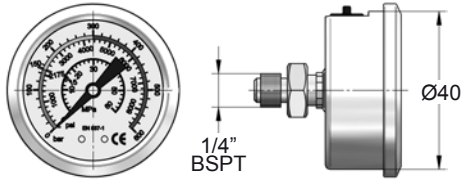
QDF 1/8



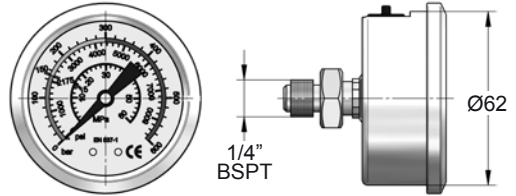
VD 14



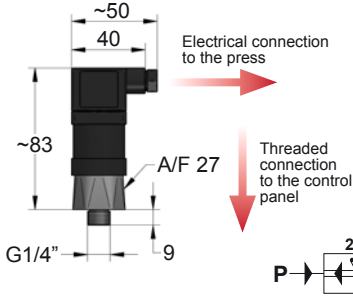
MN-14-600-40



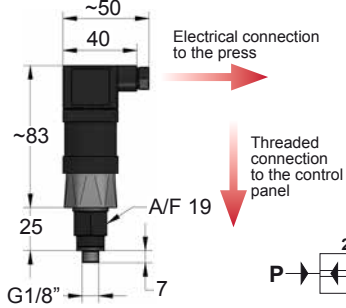
MN-14-600-62



SPS 1/4



SPS 1/8



HOW TO ORDER

HOW TO ORDER



SPS 1/4



SPS 1/8

SPS 1/4

SPS 1/8

TECHNICAL DATA

Range:	50 - 200 bar.
Tolerance:	±5 bar a 20 °C.
Thread:	G1/4" y G1/8"
Tension:	Max. 250 V.
Safety over-pressure:	300 bar.
Working temperature:	-25 °C to +50 °C.

If the pressure of the piping circuit drops below a set limit user (optimal minimum operation), the switch sends a signal can be used to either warn or stop mechanism that is associated.

ADVANTAGES

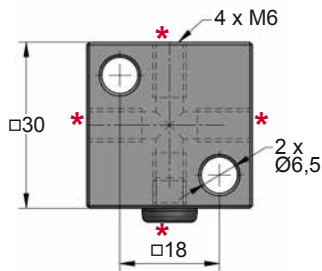
- Compact design.
- Allows automatic control of piping circuits.
- Alert previously avoiding the production of defective parts.
- Increased efficiency in production.

DISTRIBUTION BLOCKS

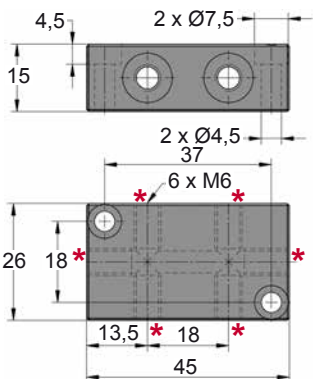
AZOL
GAS

Accessories

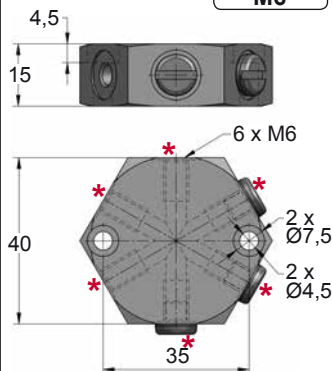
PLC M6

4 Ports
M6


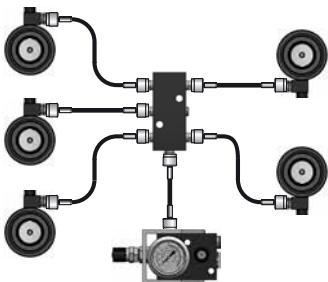
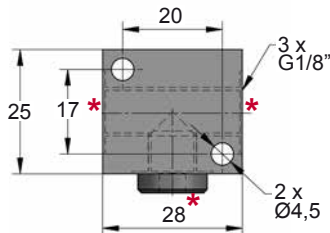
PLR M6

6 Ports
M6


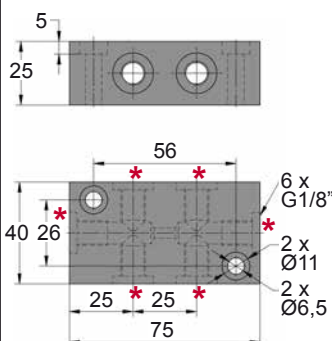
PLH M6

6 Ports
M6


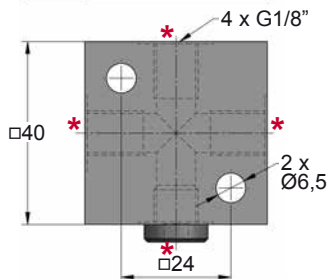
PLD 2

3 Ports
G1/8"


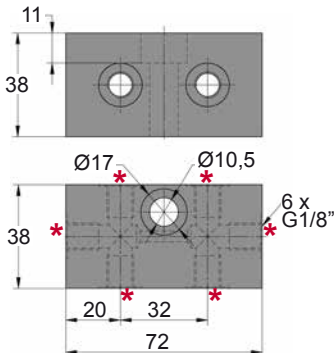
PLF 4

6 Ports
G1/8"


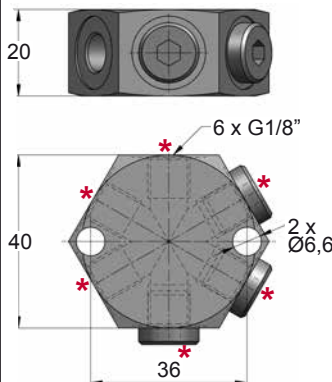
PLF 2

4 Ports
G1/8"


PLD 4

6 Ports
G1/8"


PLH 1/8

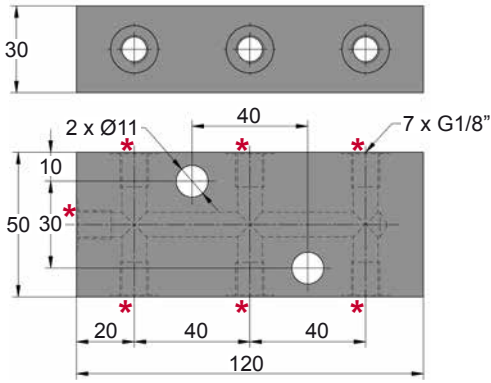
6 Ports
G1/8"


DISTRIBUTION BLOCKS

Accessories

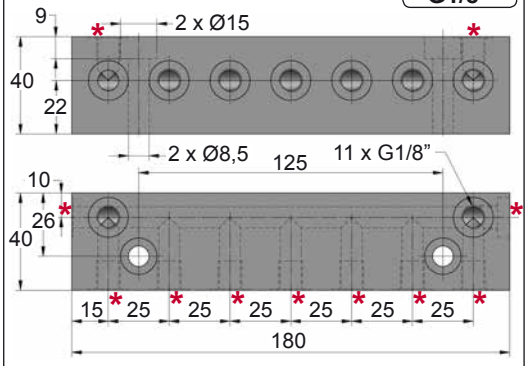
PLD 6

7 Ports
*** G1/8"**



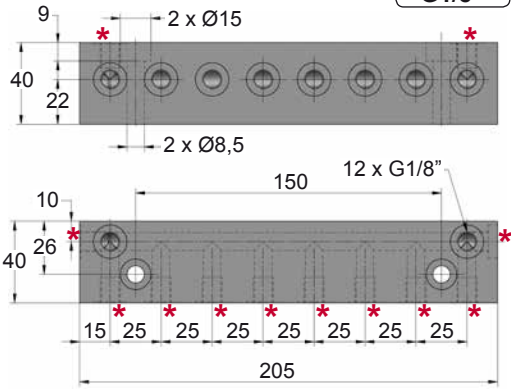
PLD 7

11 Ports
*** G1/8"**



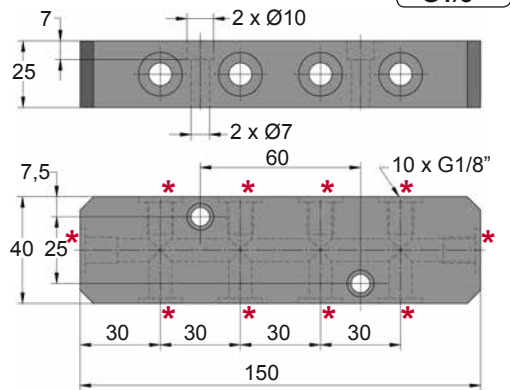
PLD 8

12 Ports
*** G1/8"**



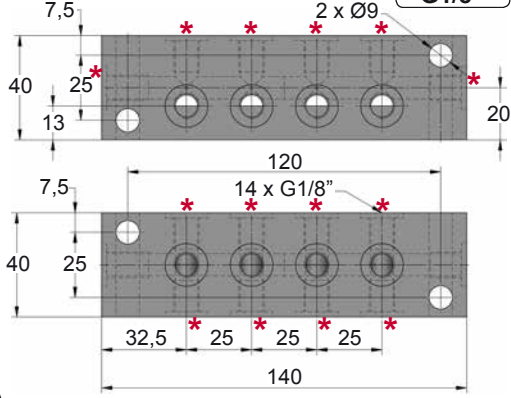
PLF 8

10 Ports
*** G1/8"**



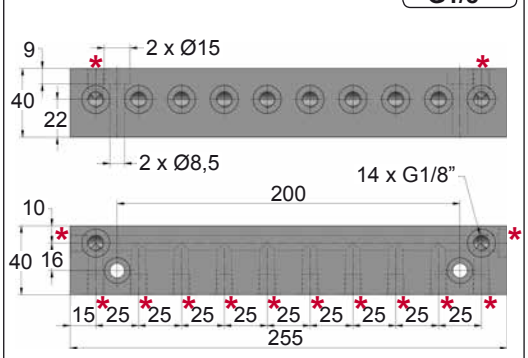
PLK 8

14 Ports
*** G1/8"**



PLD 10

14 Ports
*** G1/8"**

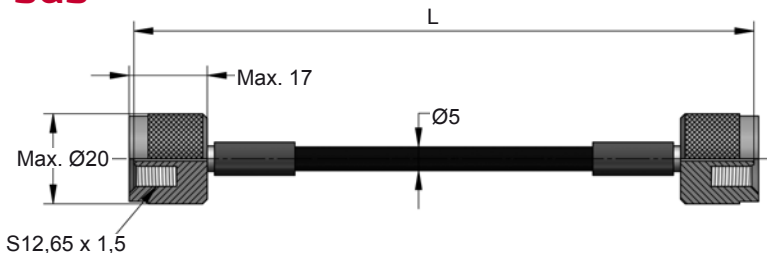


G1/8" MINIMESS

Accessories

AZOL
GAS

SGS



ORDER	L ⁺⁵ ₋₀ (mm)
SGS 200	200
SGS 300	300
SGS 400	400
SGS 500	500
SGS 630	630
SGS 800	800
SGS 1000	1000
SGS 1200	1200
SGS 1250	1250
SGS 1500	1500
SGS 2000	2000
SGS 2500	2500
SGS 3000	3000



ENG ORDER
 DEU BESTELL
 FRA COMMANDE
 ITA ORDINE
 ESP PEDIDO
 POR PEDIDO



SGS 200



SGS 200 G

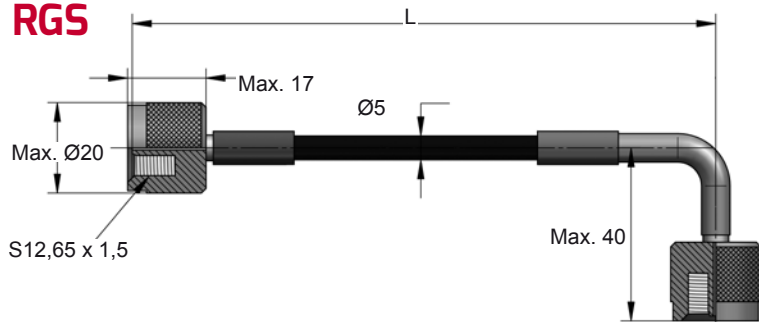
EM.24.54.700

90.25

W-DX35-72

SMS DNH 3217n

RGS




ORDER	L ⁺⁵ ₋₀ (mm)
RGS 200	200
RGS 300	300
RGS 400	400
RGS 500	500
RGS 630	630
RGS 800	800
RGS 1000	1000
RGS 1200	1200
RGS 1250	1250
RGS 1500	1500
RGS 2000	2000
RGS 2500	2500
RGS 3000	3000



ENG ORDER
 DEU BESTELL
 FRA COMMANDE
 ITA ORDINE
 ESP PEDIDO
 POR PEDIDO

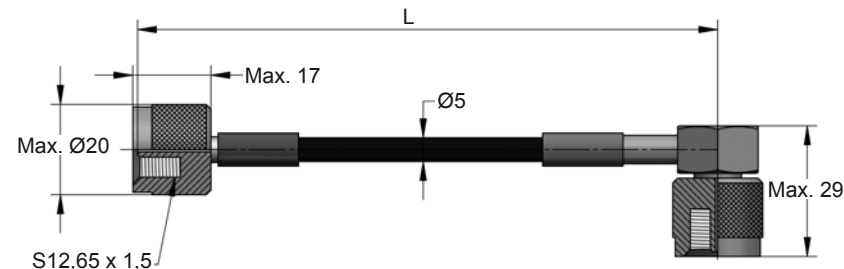


RGS 200



RGS 200 G

PGS



ORDER	L ⁺⁵ ₋₀ (mm)
PGS 200	200
PGS 300	300
PGS 400	400
PGS 500	500
PGS 630	630
PGS 800	800
PGS 1000	1000
PGS 1200	1200
PGS 1250	1250
PGS 1500	1500
PGS 2000	2000
PGS 2500	2500
PGS 3000	3000



ENG ORDER
 DEU BESTELL
 FRA COMMANDE
 ITA ORDINE
 ESP PEDIDO
 POR PEDIDO



PGS 200



PGS 200 G

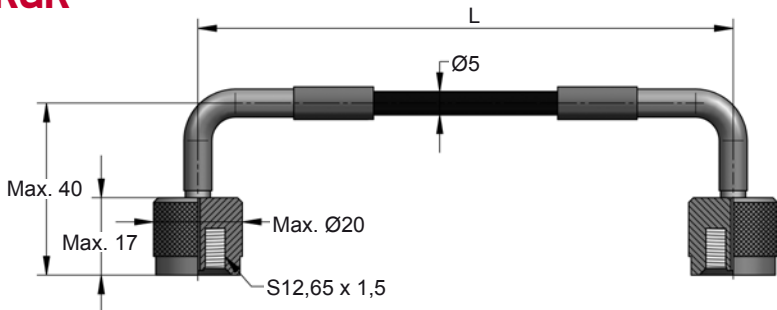
EM.24.54.700

90.25

W-DX35-72

SMS DNH 3217n

RGR



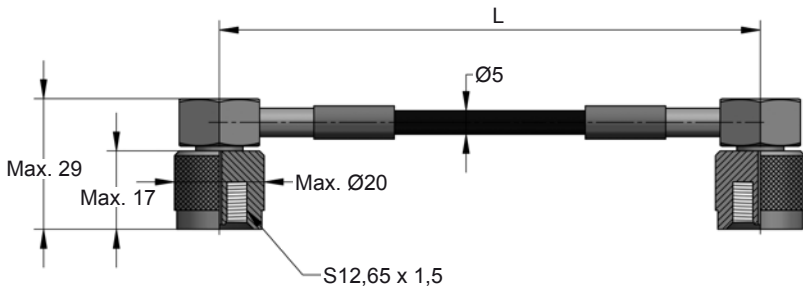
ORDER	L ⁺⁵ ₋₀ (mm)
RGR 200	200
RGR 300	300
RGR 400	400
RGR 500	500
RGR 630	630
RGR 800	800
RGR 1000	1000
RGR 1200	1200
RGR 1250	1250
RGR 1500	1500
RGR 2000	2000
RGR 2500	2500
RGR 3000	3000



ENG ORDER
DEU BESTELL
FRA COMMANDE
ITA ORDINE
ESP PEDIDO
POR PEDIDO



PGP



ORDER	L ⁺⁵ ₋₀ (mm)
PGP 200	200
PGP 300	300
PGP 400	400
PGP 500	500
PGP 630	630
PGP 800	800
PGP 1000	1000
PGP 1200	1200
PGP 1250	1250
PGP 1500	1500
PGP 2000	2000
PGP 2500	2500
PGP 3000	3000

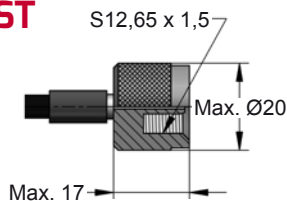


ENG ORDER
DEU BESTELL
FRA COMMANDE
ITA ORDINE
ESP PEDIDO
POR PEDIDO

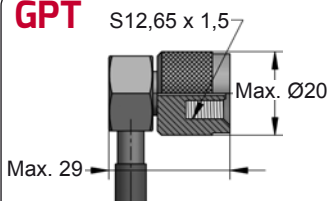


EM.24.54.700
90.25
W-DX35-72
SMS DNH 3217n

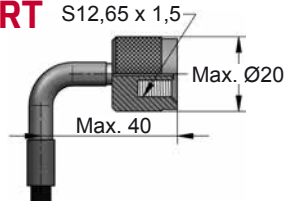
GST



GPT



GRT



GF 02

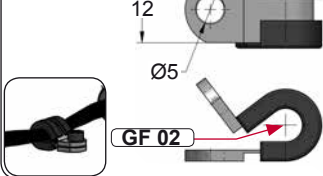


Pmax
630 bar

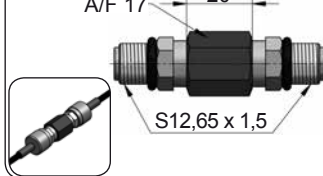
Tmax
100 °C

Rmin
20 mm

RBP 5



CM 1/8

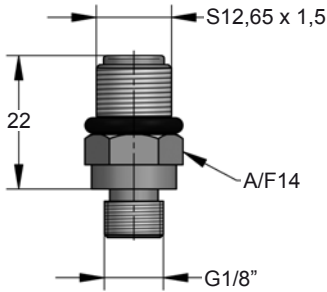


G1/8" MINIMESS

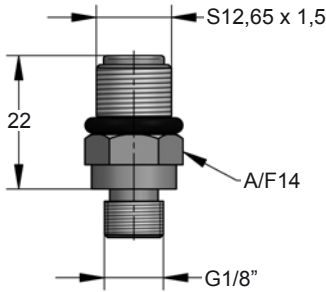


Accessories

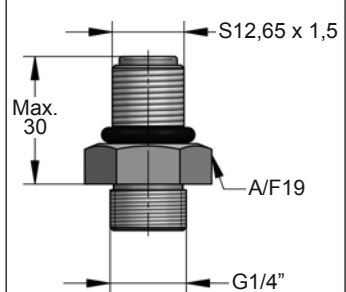
SKK 12R 1/8



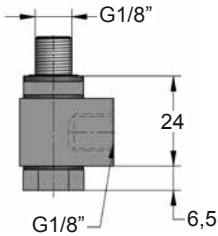
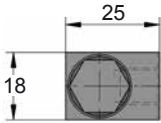
SKK L



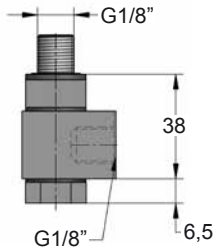
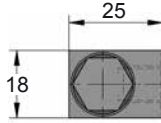
SKK 12R 1/4



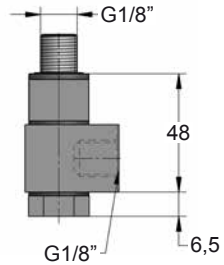
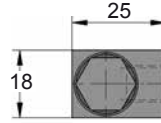
CF 01 24



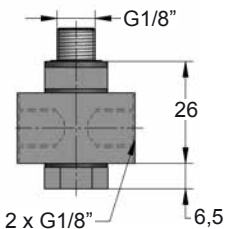
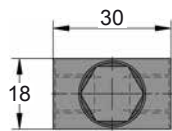
CF 01 38



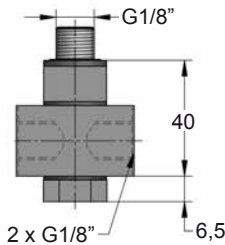
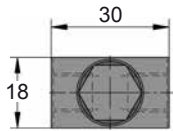
CF 01 48



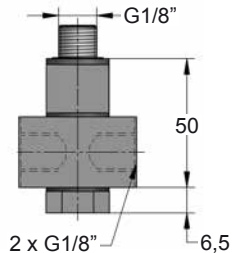
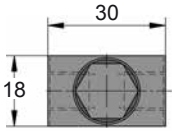
CF 02 26



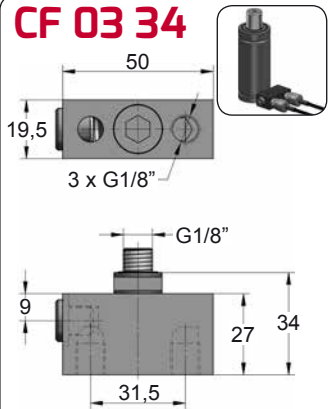
CF 02 40



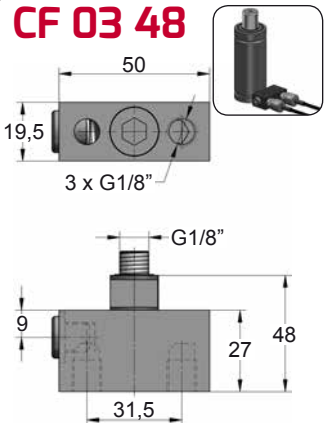
CF 02 50



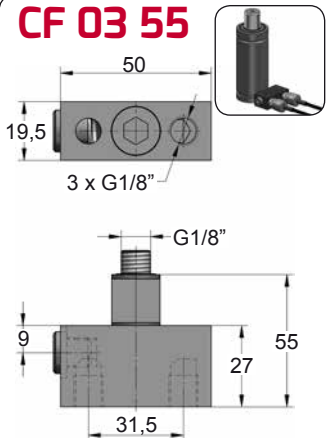
CF 03 34



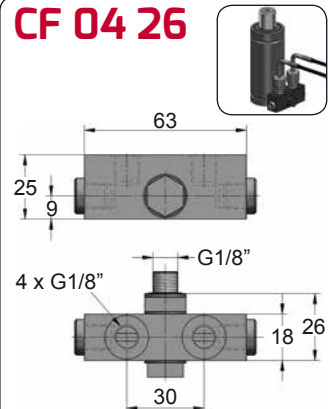
CF 03 48



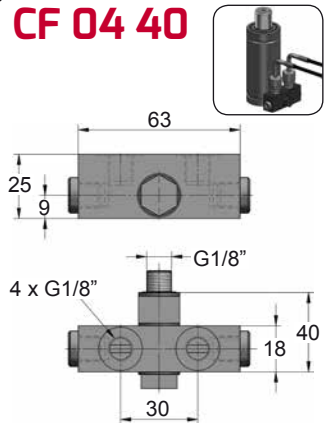
CF 03 55



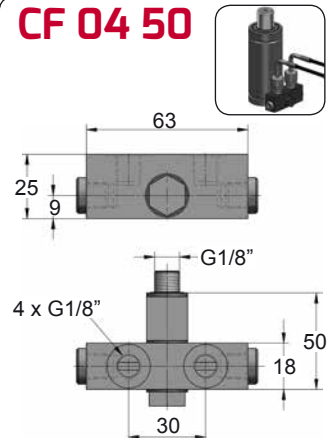
CF 04 26



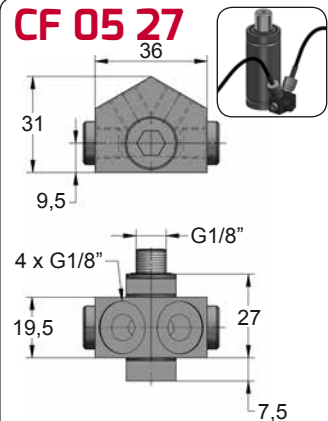
CF 04 40



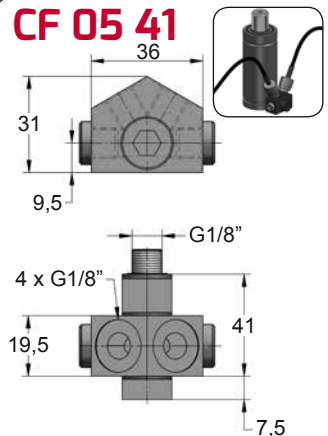
CF 04 50



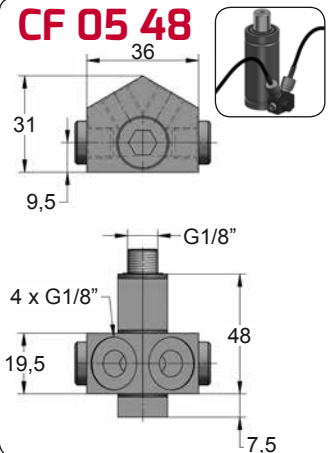
CF 05 27



CF 05 41



CF 05 48

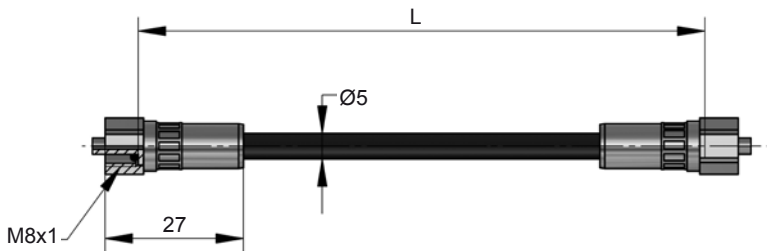


M8 x 1

Accessories



BK



ORDER	L ⁺⁵ ₋₀ (mm)
BK 200	200
BK 300	300
BK 400	400
BK 500	500
BK 630	630
BK 800	800
BK 1000	1000
BK 1200	1200
BK 1250	1250
BK 1500	1500
BK 2000	2000
BK 2500	2500
BK 3000	3000



ENG	ORDER
DEU	BESTELL
FRA	COMMANDE
ITA	ORDINE
ESP	PEDIDO
POR	PEDIDO

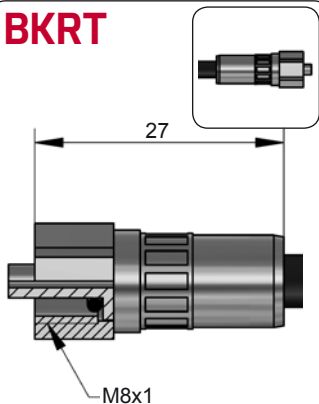


BK 200

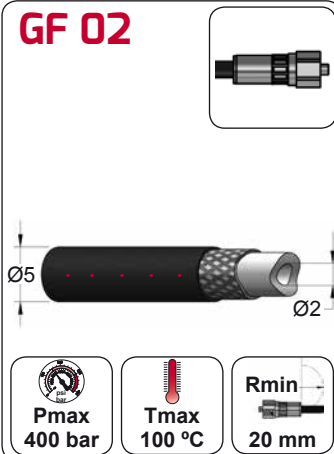


BK 200 G

BKRT



GF 02

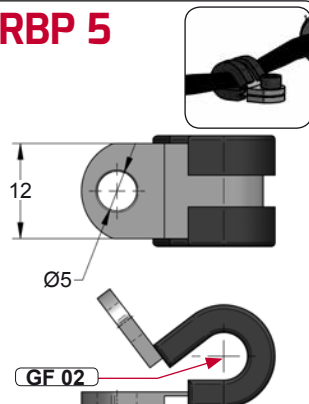


Pmax
400 bar

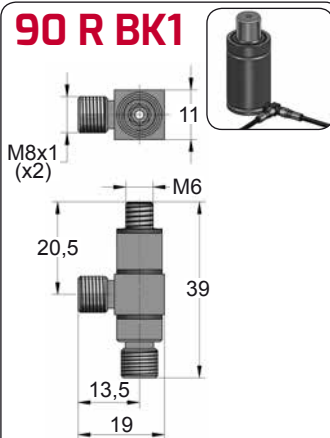
Tmax
100 °C

Rmin
20 mm

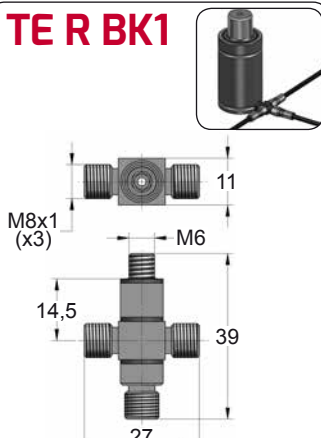
RBP 5



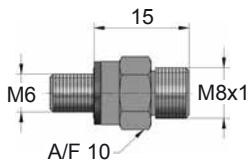
90 R BK1



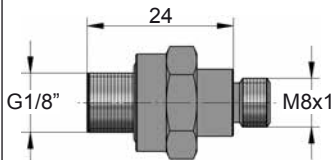
TE R BK1



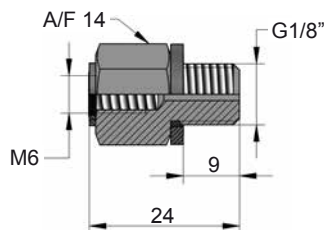
KRM6



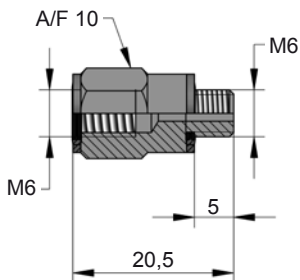
KRM8



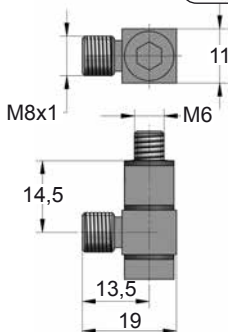
18 MS 1



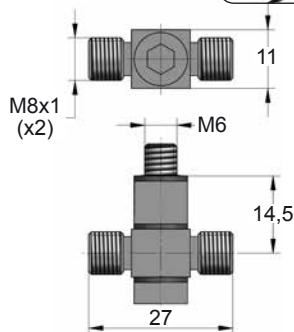
06 MS 3



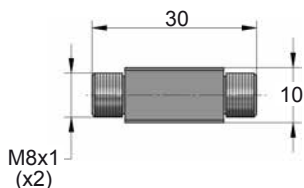
90 BK1



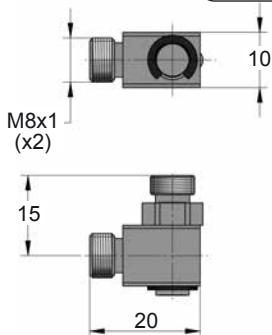
TE BK1



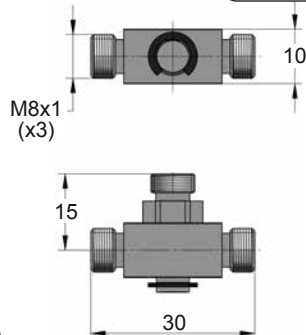
KRMK



KCMK



KTMK

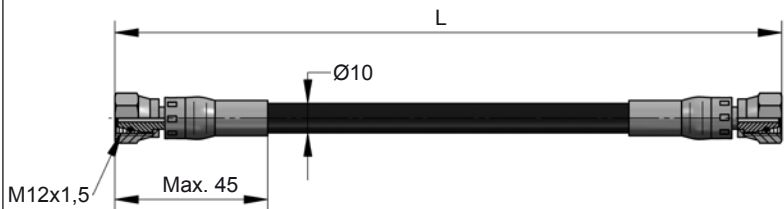


M12 x 1,5

Accessories

**AZOL
GAS**

TNRR



ORDER	L ⁺⁵ ₋₀ (mm)
TNRR 200	200
TNRR 300	300
TNRR 400	400
TNRR 500	500
TNRR 630	630
TNRR 800	800
TNRR 1000	1000
TNRR 1200	1200
TNRR 1250	1250
TNRR 1500	1500
TNRR 2000	2000
TNRR 2500	2500
TNRR 3000	3000

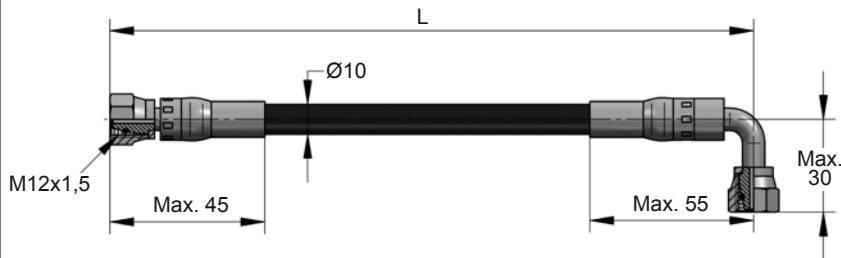


ENG	ORDER
DEU	BESTELL
FRA	COMMANDE
ITA	ORDINE
ESP	PEDIDO
POR	PEDIDO



TNRR 200

TNRL



ORDER	L ⁺⁵ ₋₀ (mm)
TNRL 200	200
TNRL 300	300
TNRL 400	400
TNRL 500	500
TNRL 630	630
TNRL 800	800
TNRL 1000	1000
TNRL 1200	1200
TNRL 1250	1250
TNRL 1500	1500
TNRL 2000	2000
TNRL 2500	2500
TNRL 3000	3000

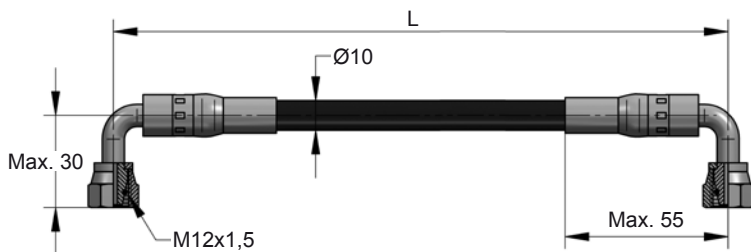


ENG	ORDER
DEU	BESTELL
FRA	COMMANDE
ITA	ORDINE
ESP	PEDIDO
POR	PEDIDO



TNRL 200

TNLL



ORDER	L ⁺⁵ ₋₀ (mm)
TNLL 200	200
TNLL 300	300
TNLL 400	400
TNLL 500	500
TNLL 630	630
TNLL 800	800
TNLL 1000	1000
TNLL 1200	1200
TNLL 1250	1250
TNLL 1500	1500
TNLL 2000	2000
TNLL 2500	2500
TNLL 3000	3000

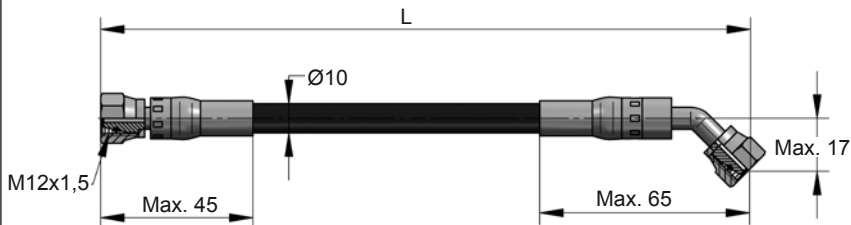


ENG	ORDER
DEU	BESTELL
FRA	COMMANDE
ITA	ORDINE
ESP	PEDIDO
POR	PEDIDO



TNLL 200

TNRC



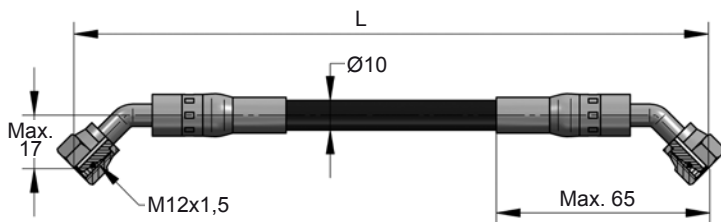
ORDER	L ⁺⁵ ₋₀ (mm)
TNRC 200	200
TNRC 300	300
TNRC 400	400
TNRC 500	500
TNRC 630	630
TNRC 800	800
TNRC 1000	1000
TNRC 1200	1200
TNRC 1250	1250
TNRC 1500	1500
TNRC 2000	2000
TNRC 2500	2500
TNRC 3000	3000



ENG ORDER
DEU BESTELL
FRA COMMANDE
ITA ORDINE
ESP PEDIDO
POR PEDIDO



TNCC



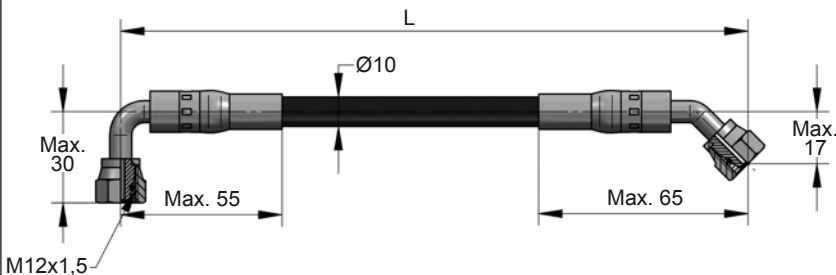
ORDER	L ⁺⁵ ₋₀ (mm)
TNCC 200	200
TNCC 300	300
TNCC 400	400
TNCC 500	500
TNCC 630	630
TNCC 800	800
TNCC 1000	1000
TNCC 1200	1200
TNCC 1250	1250
TNCC 1500	1500
TNCC 2000	2000
TNCC 2500	2500
TNCC 3000	3000



ENG ORDER
DEU BESTELL
FRA COMMANDE
ITA ORDINE
ESP PEDIDO
POR PEDIDO



TNLC



ORDER	L ⁺⁵ ₋₀ (mm)
TNLC 200	200
TNLC 300	300
TNLC 400	400
TNLC 500	500
TNLC 630	630
TNLC 800	800
TNLC 1000	1000
TNLC 1200	1200
TNLC 1250	1250
TNLC 1500	1500
TNLC 2000	2000
TNLC 2500	2500
TNLC 3000	3000



ENG ORDER
DEU BESTELL
FRA COMMANDE
ITA ORDINE
ESP PEDIDO
POR PEDIDO

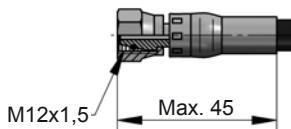


M12 x 1,5

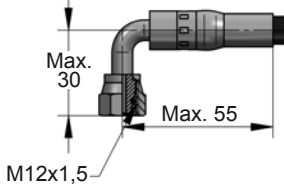
Accessories



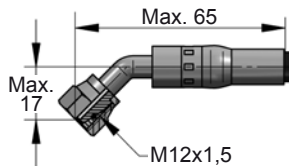
TNRT



TNLT



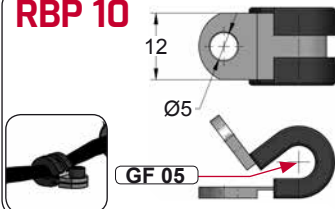
TNCT



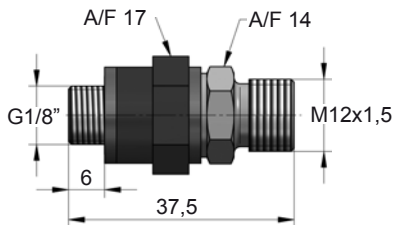
GF 05



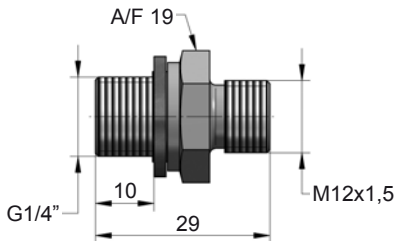
RBP 10



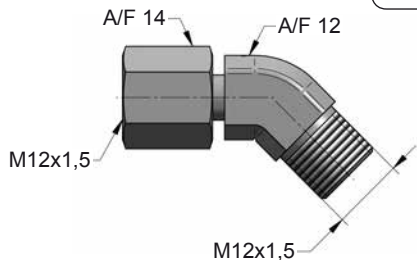
DRM8



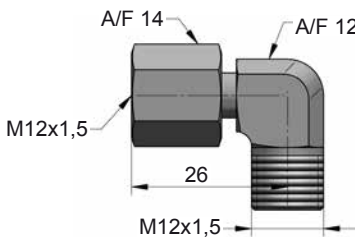
DRM4



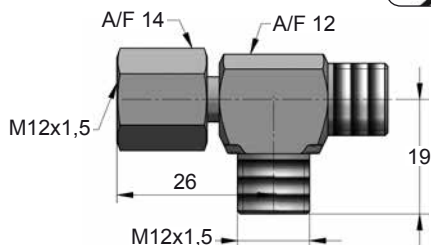
DLFD



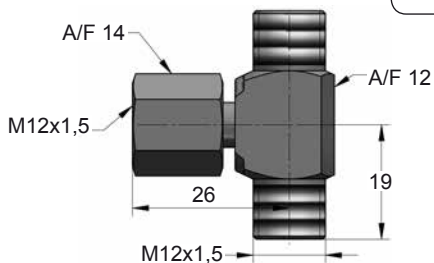
DCFD



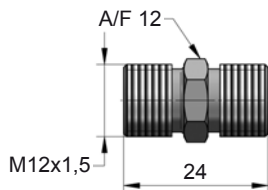
DWFD



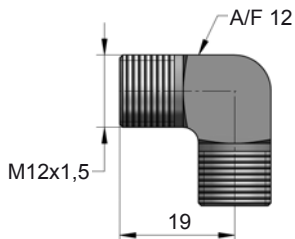
DTFD



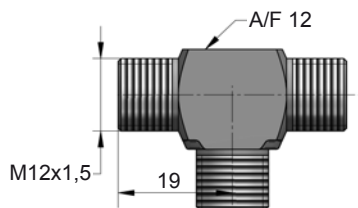
DIMD



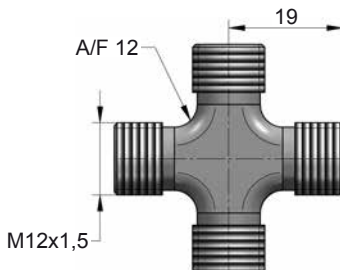
DCMD



DTMD



DXMD

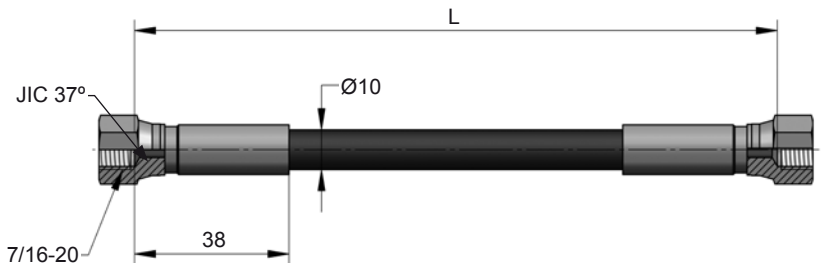


7/16" UNF

Accessories



TFRR



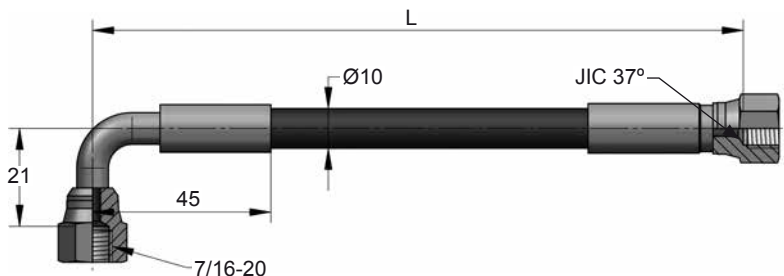
ORDER	L ⁺⁵ ₋₀ (mm)
TFRR 200	200
TFRR 300	300
TFRR 400	400
TFRR 500	500
TFRR 630	630
TFRR 800	800
TFRR 1000	1000
TFRR 1200	1200
TFRR 1250	1250
TFRR 1500	1500
TFRR 2000	2000
TFRR 2500	2500
TFRR 3000	3000



ENG	ORDER
DEU	BESTELL
FRA	COMMANDE
ITA	ORDINE
ESP	PEDIDO
POR	PEDIDO



TFRL



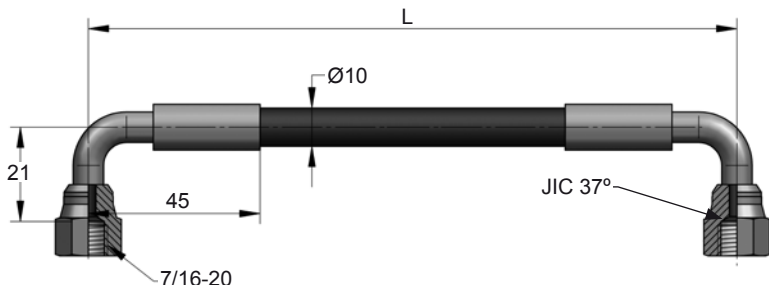
ORDER	L ⁺⁵ ₋₀ (mm)
TFRL 200	200
TFRL 300	300
TFRL 400	400
TFRL 500	500
TFRL 630	630
TFRL 800	800
TFRL 1000	1000
TFRL 1200	1200
TFRL 1250	1250
TFRL 1500	1500
TFRL 2000	2000
TFRL 2500	2500
TFRL 3000	3000



ENG	ORDER
DEU	BESTELL
FRA	COMMANDE
ITA	ORDINE
ESP	PEDIDO
POR	PEDIDO



TFLL



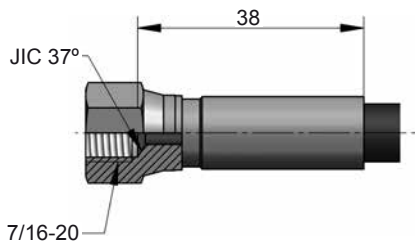
ORDER	L ⁺⁵ ₋₀ (mm)
TFLL 200	200
TFLL 300	300
TFLL 400	400
TFLL 500	500
TFLL 630	630
TFLL 800	800
TFLL 1000	1000
TFLL 1200	1200
TFLL 1250	1250
TFLL 1500	1500
TFLL 2000	2000
TFLL 2500	2500
TFLL 3000	3000



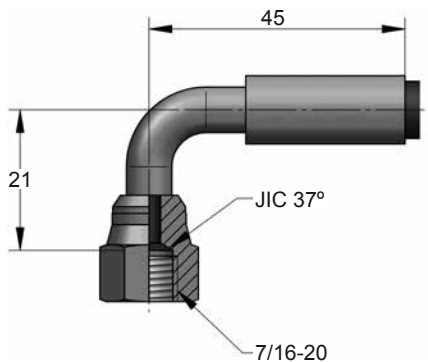
ENG	ORDER
DEU	BESTELL
FRA	COMMANDE
ITA	ORDINE
ESP	PEDIDO
POR	PEDIDO



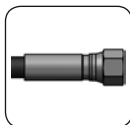
TFRT




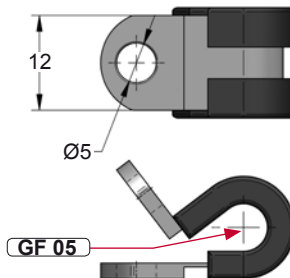
TFLT



GF 05



RBP 10

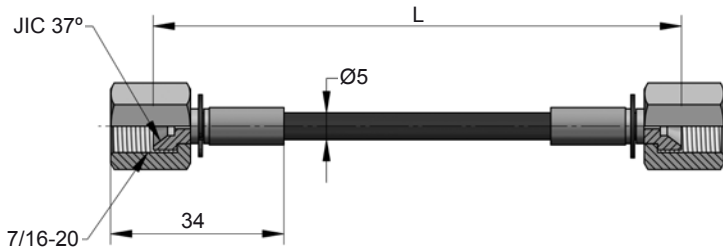


7/16" UNF MINIMESS

Accessories

**AZOL
GAS**


SMRR



ORDER	L ⁺⁵ ₋₀ (mm)
SMRR 200	200
SMRR 300	300
SMRR 400	400
SMRR 500	500
SMRR 630	630
SMRR 800	800
SMRR 1000	1000
SMRR 1200	1200
SMRR 1250	1250
SMRR 1500	1500
SMRR 2000	2000
SMRR 2500	2500
SMRR 3000	3000

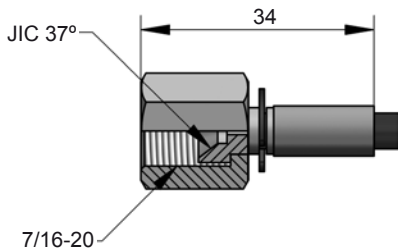


ENG	ORDER
DEU	BESTELL
FRA	COMMANDE
ITA	ORDINE
ESP	PEDIDO
POR	PEDIDO


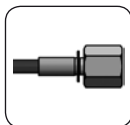

SMRR 200

SMRR 200 G

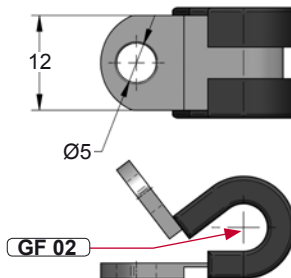
SMRT



GF 02



RBP 5

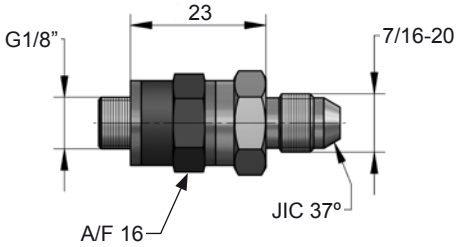


7/16" UNF

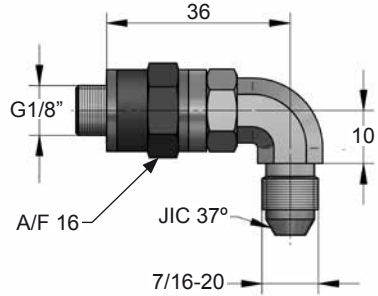
Accessories



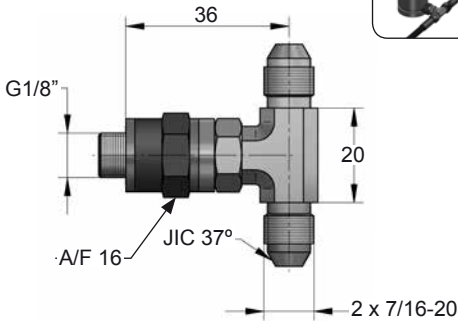
7RM8



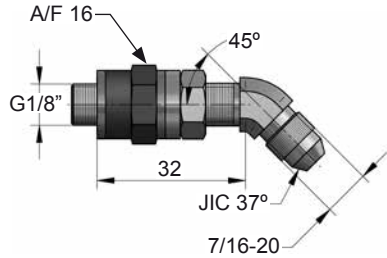
7CM8



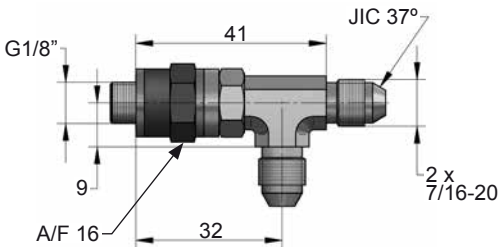
7EM8



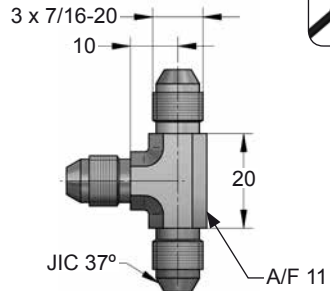
7LM8



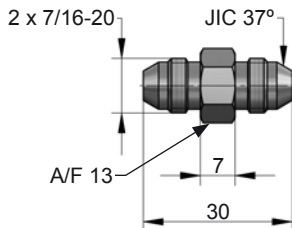
7TL8



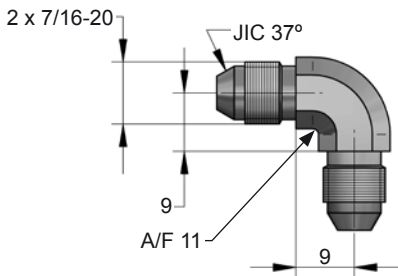
7TM7



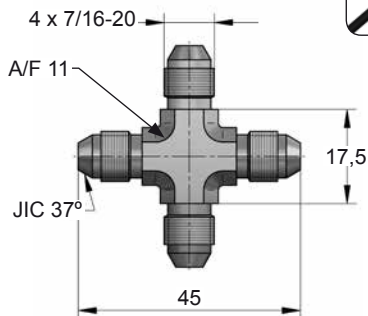
7IM7



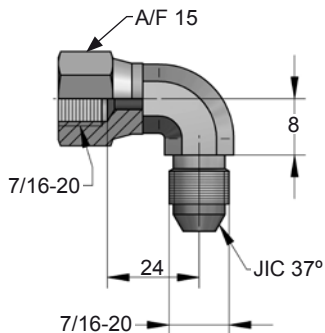
7NM7



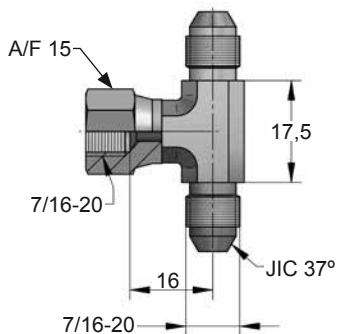
7XM7



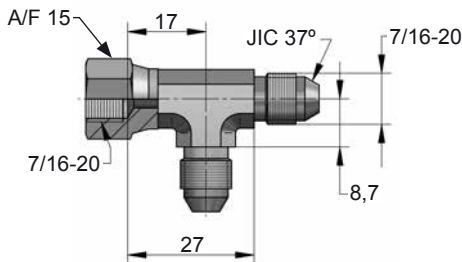
7CF7



7TF7



7WF7

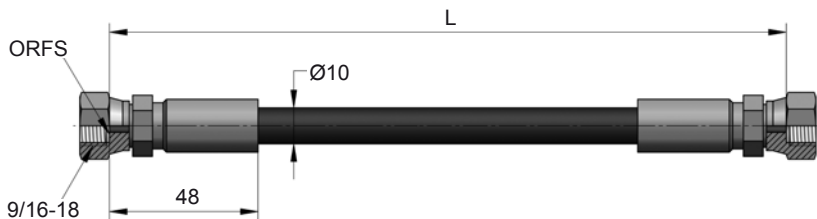


9/16" UNF

Accessories

**AZOL
GAS**

MCRR



ORDER	L ⁺⁵ ₋₀ (mm)
MCRR 200	200
MCRR 300	300
MCRR 400	400
MCRR 500	500
MCRR 630	630
MCRR 800	800
MCRR 1000	1000
MCRR 1200	1200
MCRR 1250	1250
MCRR 1500	1500
MCRR 2000	2000

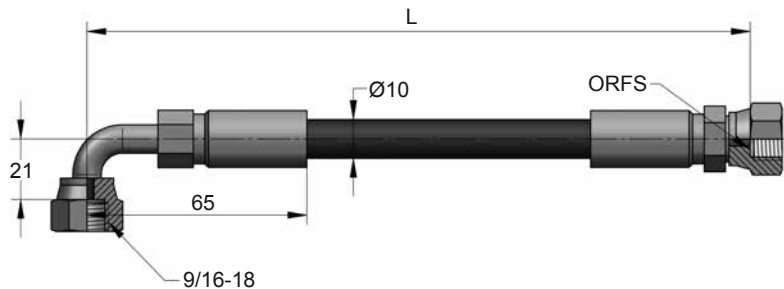


ENG	ORDER
DEU	BESTELL
FRA	COMMANDE
ITA	ORDINE
ESP	PEDIDO
POR	PEDIDO



MCRR 200

MCRL



ORDER	L ⁺⁵ ₋₀ (mm)
MCRL 200	200
MCRL 300	300
MCRL 400	400
MCRL 500	500
MCRL 630	630
MCRL 800	800
MCRL 1000	1000
MCRL 1200	1200
MCRL 1250	1250
MCRL 1500	1500
MCRL 2000	2000
MCRL 2500	2500
MCRL 3000	3000

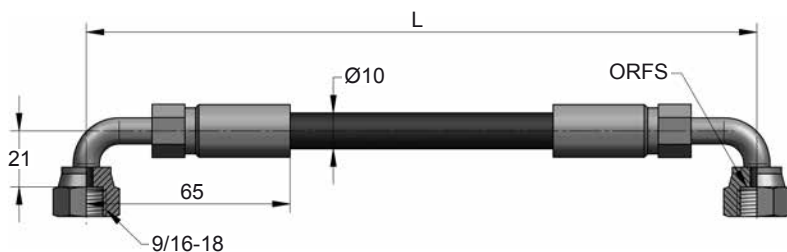


ENG	ORDER
DEU	BESTELL
FRA	COMMANDE
ITA	ORDINE
ESP	PEDIDO
POR	PEDIDO



MCRL 200

MCLL



ORDER	L ⁺⁵ ₋₀ (mm)
MCLL 200	200
MCLL 300	300
MCLL 400	400
MCLL 500	500
MCLL 630	630
MCLL 800	800
MCLL 1000	1000
MCLL 1200	1200
MCLL 1250	1250
MCLL 1500	1500
MCLL 2000	2000
MCLL 2500	2500
MCLL 3000	3000

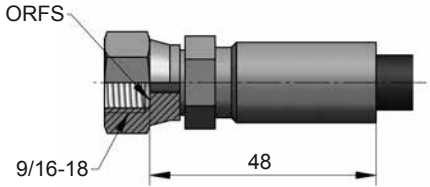


ENG	ORDER
DEU	BESTELL
FRA	COMMANDE
ITA	ORDINE
ESP	PEDIDO
POR	PEDIDO

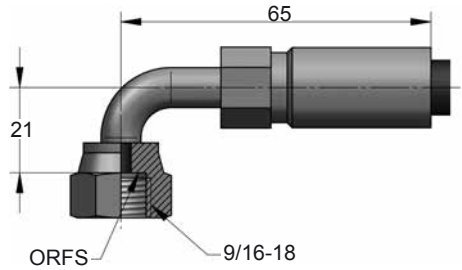


MCLL 200

MCRT




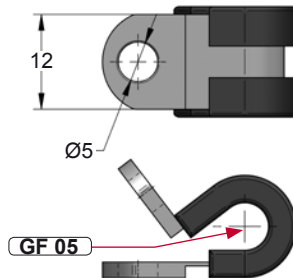
MCLT



GF 05



RBP 10

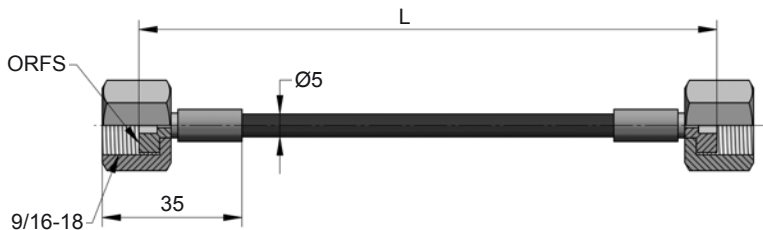


9/16" UNF MINIMESS



Accessories

GTRR

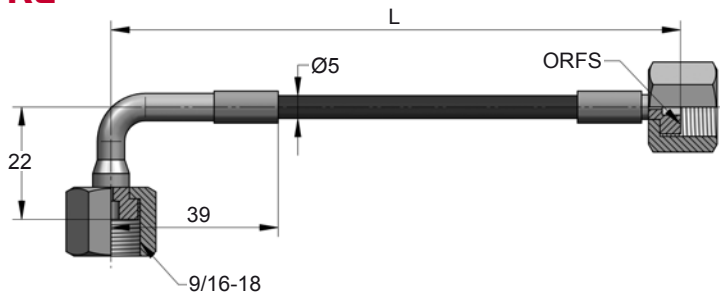


ORDER	L ⁺⁵ ₋₀ (mm)
GTRR 200	200
GTRR 300	300
GTRR 400	400
GTRR 500	500
GTRR 630	630
GTRR 800	800
GTRR 1000	1000
GTRR 1200	1200
GTRR 1250	1250
GTRR 1500	1500
GTRR 2000	2000

	ENG ORDER
	DEU BESTELL
	FRA COMMANDE
	ITA ORDINE
	ESP PEDIDO
POR PEDIDO	



GTRL

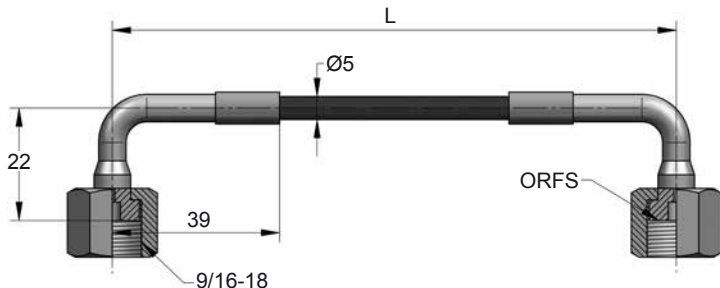


ORDER	L ⁺⁵ ₋₀ (mm)
GTRL 200	200
GTRL 300	300
GTRL 400	400
GTRL 500	500
GTRL 630	630
GTRL 800	800
GTRL 1000	1000
GTRL 1200	1200
GTRL 1250	1250
GTRL 1500	1500
GTRL 2000	2000
GTRL 2500	2500
GTRL 3000	3000

	ENG ORDER
	DEU BESTELL
	FRA COMMANDE
	ITA ORDINE
	ESP PEDIDO
POR PEDIDO	



GTLL

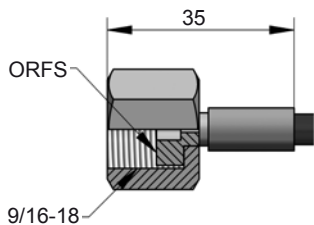


ORDER	L ⁺⁵ ₋₀ (mm)
GTLL 200	200
GTLL 300	300
GTLL 400	400
GTLL 500	500
GTLL 630	630
GTLL 800	800
GTLL 1000	1000
GTLL 1200	1200
GTLL 1250	1250
GTLL 1500	1500
GTLL 2000	2000
GTLL 2500	2500
GTLL 3000	3000

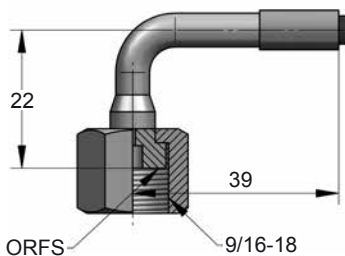
	ENG ORDER
	DEU BESTELL
	FRA COMMANDE
	ITA ORDINE
	ESP PEDIDO
POR PEDIDO	



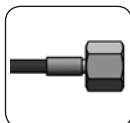
GTRT



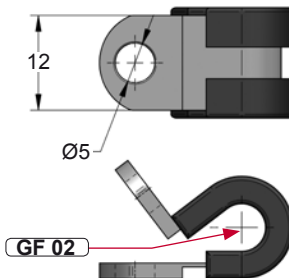
GTLT



GF 02



RBP 5

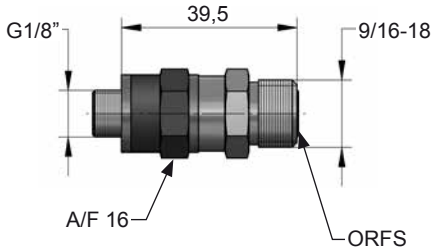


9/16" UNF

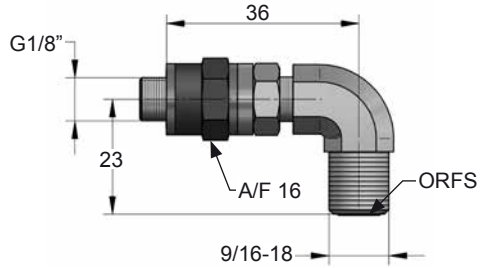
Accessories



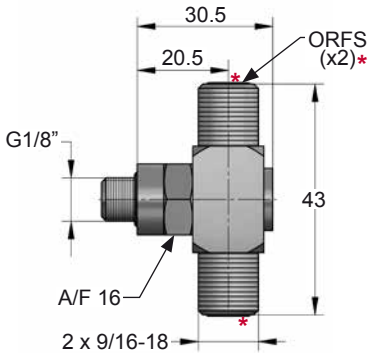
9RM8



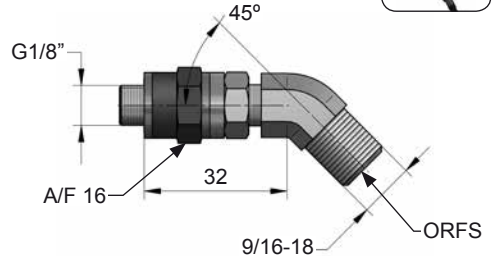
9CM8



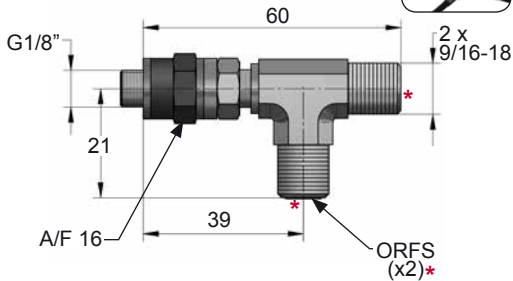
9EM8



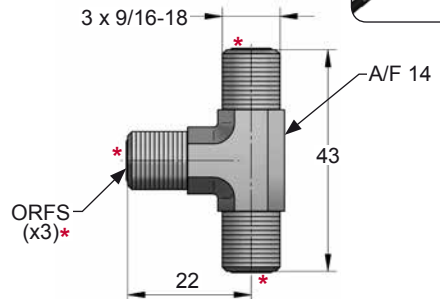
9LM8



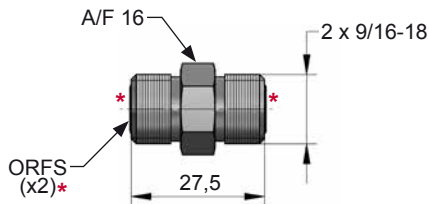
9TL8



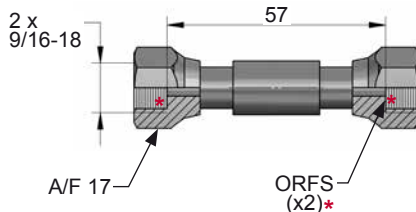
9TM9



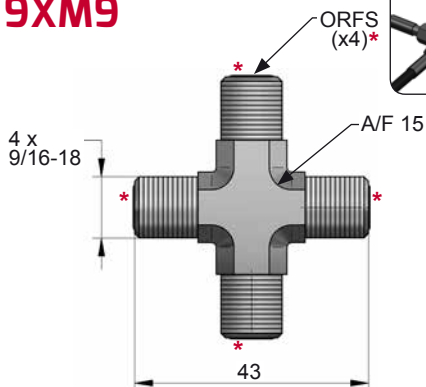

9IM9



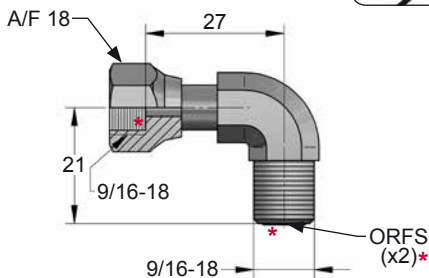
9SR9



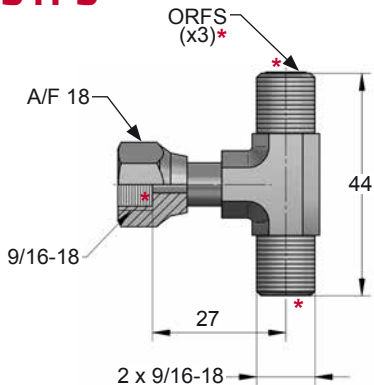
9XM9



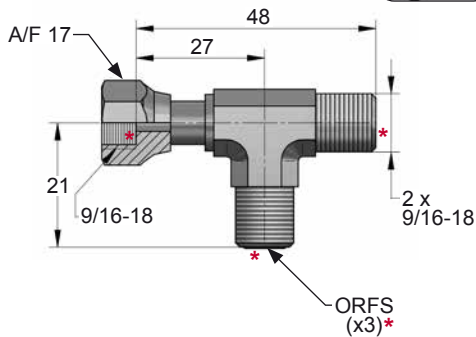
9CF9



9TF9



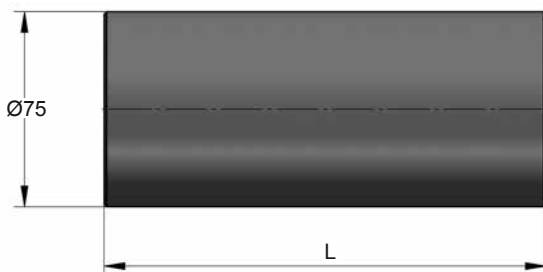
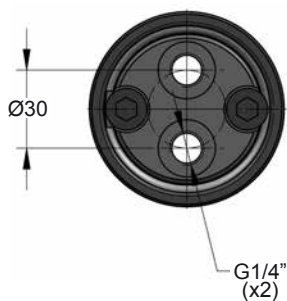
9WF9





COMPENSATION TANKS

Accessories

DFC 75

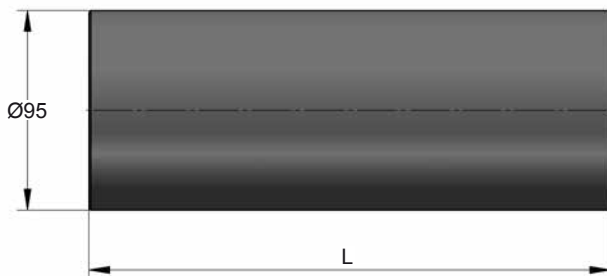
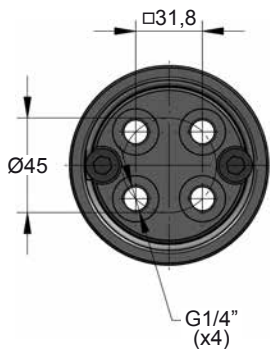


ORDER	Vol. (l)	L (mm)
DFC 75 025	0.25	170
DFC 75 050	0.50	250
DFC 75 100	1.00	410



	ENG ORDER	
	DEU BESTELL	
	FRA COMMANDE	
	ITA ORDINE	
	ESP PEDIDO	
POR PEDIDO		

DFC 75 025

DFC 95

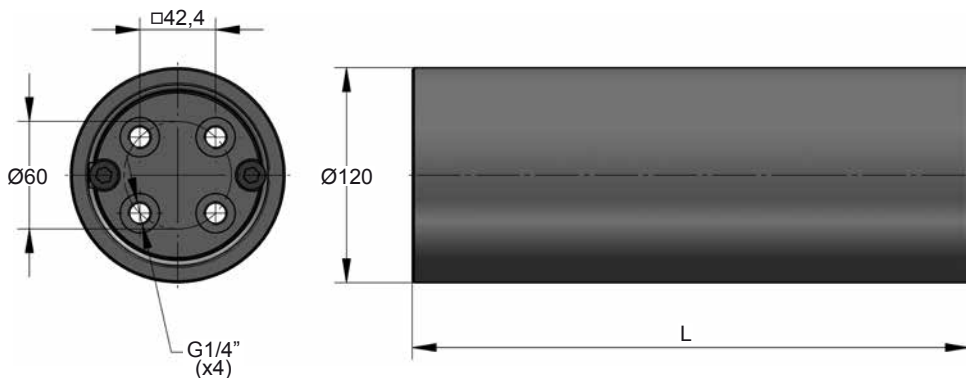


ORDER	Vol. (l)	L (mm)
DFC 95 100	1.00	300
DFC 95 200	2.00	500
DFC 95 300	3.00	700
DFC 95 400	4.00	900

	ENG ORDER	
	DEU BESTELL	
	FRA COMMANDE	
	ITA ORDINE	
	ESP PEDIDO	
POR PEDIDO		

DFC 95 100

DFC 120

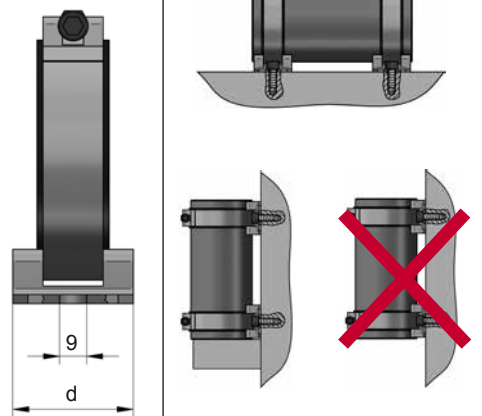
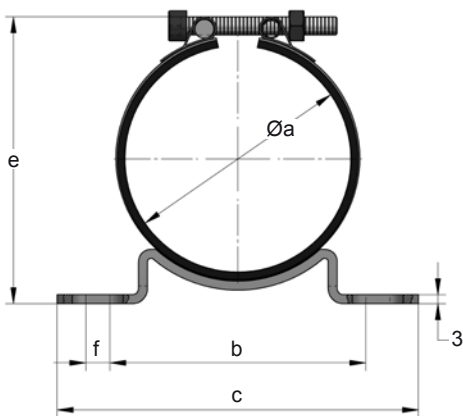


ORDER	Vol. (l)	L (mm)
DFC 120 200	2.00	360
DFC 120 400	4.00	615
DFC 120 800	8.00	1125

	ENG ORDER	
	DEU BESTELL	
	FRA COMMANDE	
	ITA ORDINE	
	ESP PEDIDO	
POR PEDIDO		

DFC 120 200

ADCB



ORDER	Øa (mm)	b (mm)	c (mm)	d (mm)	e (mm)	f (mm)
ADCB 75	75	85	120	40	96	8
ADCB 95	95	85	120	40	115	8
ADCB 120	120	100	156	50	154	18

	ENG ORDER	
	DEU BESTELL	
	FRA COMMANDE	
	ITA ORDINE	
	ESP PEDIDO	
POR PEDIDO		

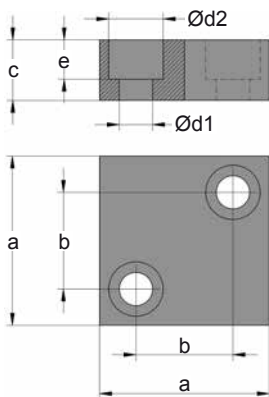
ADCB 75

STRIKER PLATES

AZOL
GAS

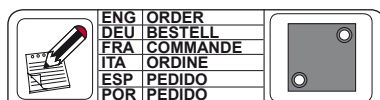
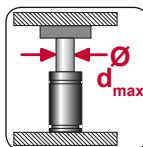
Accessories

SPFI

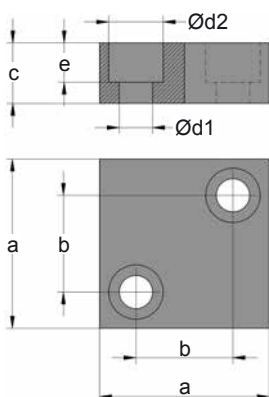


STQ.70040

ORDER	Ø d _{max}	a (mm)	b (mm)	c (mm)	Ød1 (mm)	Ød2 (mm)	e (mm)
SPFI 001	15	40	21	15	9	15	10
SPFI 002	25	56	32	20	11	18	13
SPFI 003	50	71	48	20	11	18	13
SPFI 004	65	90	67	20	11	18	13
SPFI 005	95	140	110	20	11	18	13

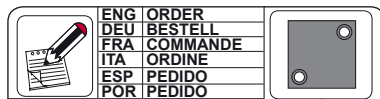
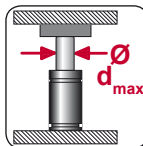

SPFI 001

SPVD

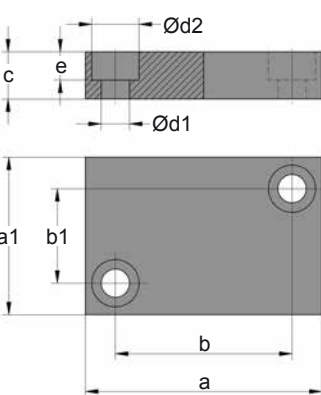


VDI 3003

ORDER	Ø d _{max}	a (mm)	b (mm)	c (mm)	Ød1 (mm)	Ød2 (mm)	e (mm)
SPVD 001	15	40	24	15	7	11	7
SPVD 002	50	70	50	15	9	15	9
SPVD 003	80	90	70	15	9	15	9

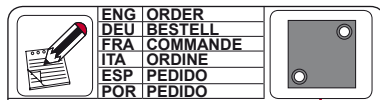
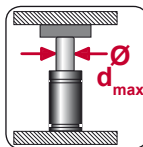

SPVD 001

SPFI



STQ.70040

ORDER	Ø d _{max}	a (mm)	a1 (mm)	b (mm)	b1 (mm)	c (mm)	Ød1 (mm)	Ød2 (mm)	e (mm)
SPFI 010	15	50	25	32	8	12	7	11	7
SPFI 011	20	55	30	40	14	12	7	11	7
SPFI 012	25	70	35	48	14	15	9	15	9
SPFI 013	36	75	50	56	30	15	9	15	9
SPFI 014	50	85	60	66	40	15	9	15	9
SPFI 015	65	100	80	72	56	20	11	18	11
SPFI 016	95	110	100	85	75	20	11	18	11
SPFI 017	95	130	110	100	80	20	11	18	11

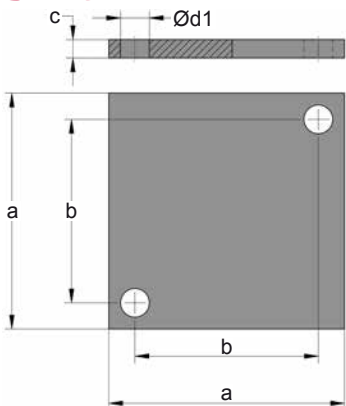

SPFI 010

STRIKER PLATES

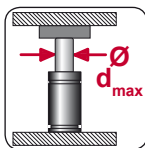
Accessories

SPRE

EM24.54.700



ORDER	$\text{Ø} d_{\text{max}}$	a (mm)	b (mm)	c (mm)	$\text{Ø}d1$ (mm)
SPRE 010	45	70	50	3	11
SPRE 011	60	90	70	3	11

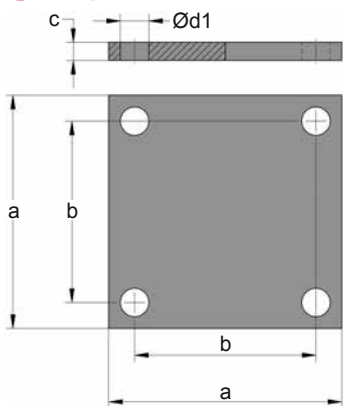


	ENG ORDER	
	DEU BESTELL	
	FRA COMMANDE	
	ITA ORDINE	
	ESP PEDIDO	
POR PEDIDO		

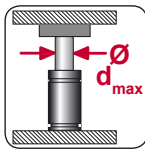
SPRE 010

SPRE

EM24.54.700



ORDER	$\text{Ø} d_{\text{max}}$	a (mm)	b (mm)	c (mm)	$\text{Ø}d1$ (mm)
SPRE 001	80	105	85	3	11
SPRE 002	95	125	105	3	11
SPRE 003	100	150	125	3	13
SPRE 004	130	190	165	3	13

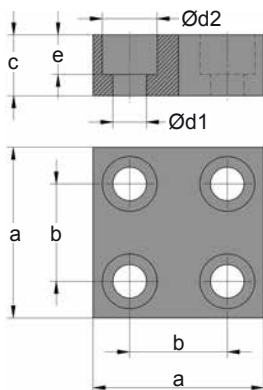


	ENG ORDER	
	DEU BESTELL	
	FRA COMMANDE	
	ITA ORDINE	
	ESP PEDIDO	
POR PEDIDO		

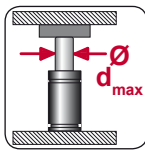
SPRE 001

SPPS

E24.54.815



ORDER	$\text{Ø} d_{\text{max}}$	a (mm)	b (mm)	c (mm)	$\text{Ø}d1$ (mm)	$\text{Ø}d2$ (mm)	e (mm)
SPPS 001	15	40	21	15	9	15	10
SPPS 002	25	56	32	20	11	18	13
SPPS 003	65	90	67	20	11	18	13
SPPS 004	95	140	110	20	11	18	13
SPPS 005	130	155	125	20	11	18	13



	ENG ORDER	
	DEU BESTELL	
	FRA COMMANDE	
	ITA ORDINE	
	ESP PEDIDO	
POR PEDIDO		

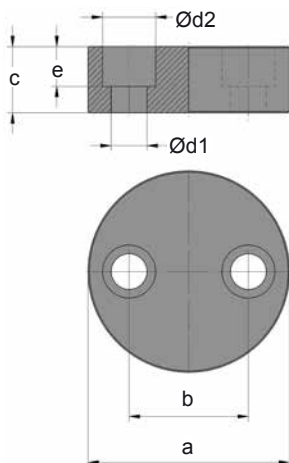
SPPS 001

STRIKER PLATES

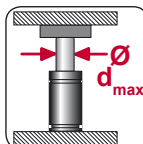
Accessories

AZOL
GAS

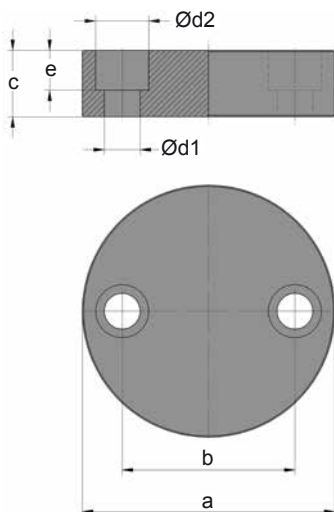
SPFO

WDX35-80-3576


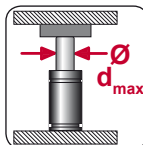
ORDER	Ø d _{max}	a (mm)	b (mm)	c (mm)	Ød1 (mm)	Ød2 (mm)	e (mm)
SPFO 001	25	76	45	25	13.5	20	15
SPFO 002	25	76	45	28	13.5	20	18
SPFO 003	25	76	45	31	13.5	20	21
SPFO 004	25	76	45	34	13.5	20	24
SPFO 005	25	76	45	37	13.5	20	27
SPFO 006	25	76	45	40	13.5	20	30



SPFO

WDX35-80-3595


ORDER	Ø d _{max}	a (mm)	b (mm)	c (mm)	Ød1 (mm)	Ød2 (mm)	e (mm)
SPFO 010	45	95	65	25	13.5	20	15
SPFO 011	45	95	65	28	13.5	20	18
SPFO 012	45	95	65	31	13.5	20	21
SPFO 013	45	95	65	34	13.5	20	24
SPFO 014	45	95	65	37	13.5	20	27
SPFO 015	45	95	65	40	13.5	20	30

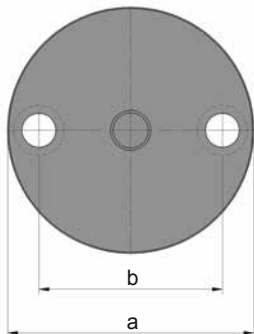
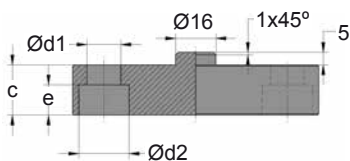


STRIKER PLATES

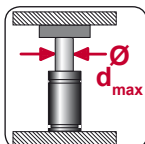
Accessories

SPVW

39D 847



ORDER	Ø d _{max}	a (mm)	b (mm)	c (mm)	Ød1 (mm)	Ød2 (mm)	e (mm)
SPVW 001	50	98	73	20	13.5	20	12
SPVW 002	65	113	88	20	13.5	20	12
SPVW 003	80	128	103	20	13.5	20	12
SPVW 004	95	143	118	20	13.5	20	12

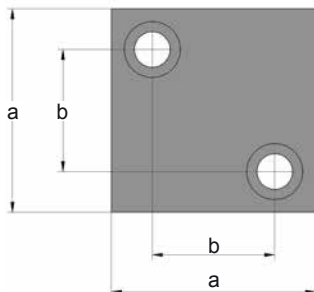
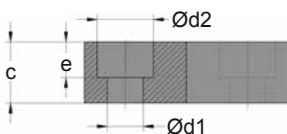


ENG ORDER		
DEU BESTELL		
FRA COMMANDE		
ITA ORDINE		
ESP PEDIDO		
POR PEDIDO		

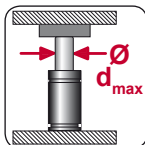
SPVW 001

SPVW

39D 847



ORDER	Ø d _{max}	a (mm)	b (mm)	c (mm)	Ød1 (mm)	Ød2 (mm)	e (mm)
SPVW 010	20	40	24	12	7	11	7
SPVW 011	36	60	40	15	9	15	9
SPVW 013	80	100	74	20	11	18	11



ENG ORDER		
DEU BESTELL		
FRA COMMANDE		
ITA ORDINE		
ESP PEDIDO		
POR PEDIDO		

SPVW 010

FP (FLEX PLATE)

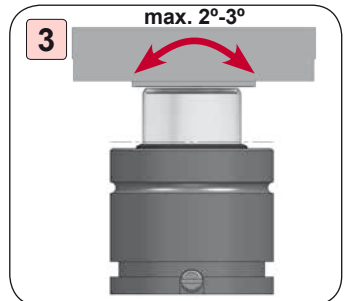
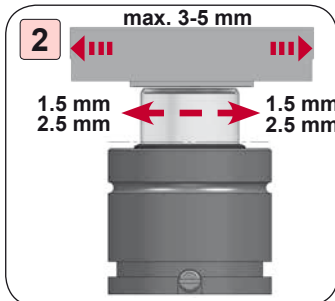
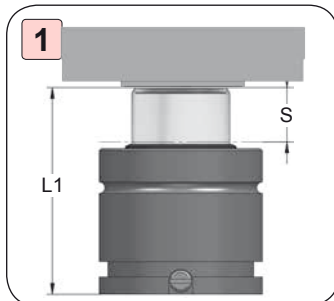
Accessories

AZOL
GAS 

TECHNICAL DATA

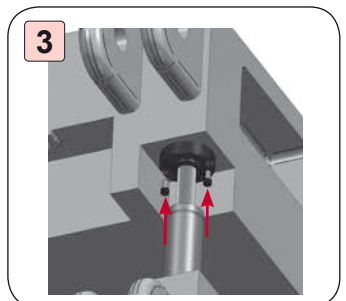
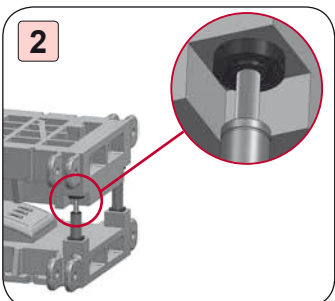
- Range forces 1500 - 20000 daN.
- Fix with screws.
- Compact plate.
- Flexible support.

FLEX PLATE (SLIDING & SWINGING)



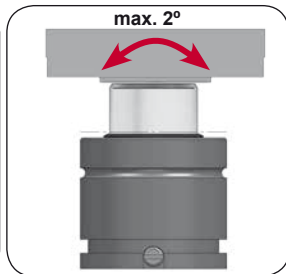
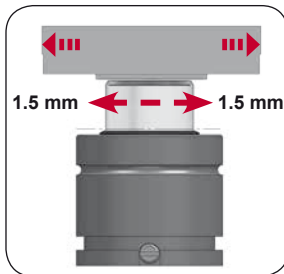
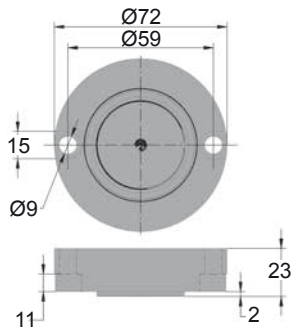
1. The use of FP system does not involve a variation of the dimensions of the gas spring, the location of the plate is inserted in the die itself.
2. Allows side loads up to 3-5 mm.
3. Allows deviations from perpendicularity up to 2°-3°.

HOW TO ASSEMBLE



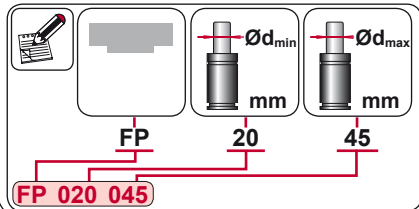
1. Check the gas spring model is suitable for use with the FP plate.
2. Verify that there is space enough to fit the FP plate into the tool.
3. Fix the FP plate to the die with screws.

FP 020 045



MODELS

HOW TO ORDER



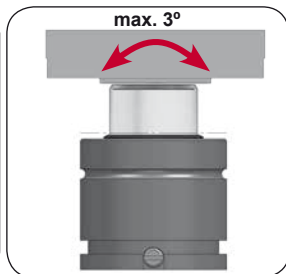
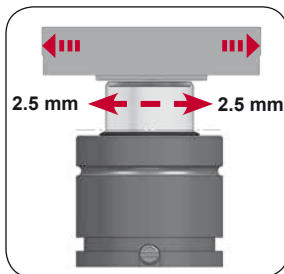
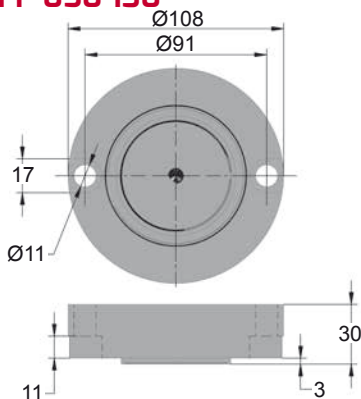
MODEL
APF 500
CD 500 V1
FD 500
KZ 500
CW 500 V1
CM 500 V1
CT 550 V1
CK 570 V1
CM 600 V1
CD 700

MODEL
AG 750
GN 750
FD 750 V1
CK 750 V1
CW 750 V1
CT 750
CD 1000 V1
CM 1000 V1
CT 1000

MODEL
KZ 1000 V1
CW 1000 V2
CK 1000 V1
AG 1500
CD 1500 V1
CM 1500 V1
GN 1500
FD 1500 V2
CK 1500 V2
CT 1500

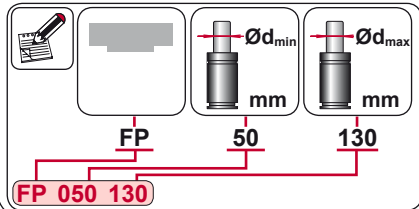
MODEL
KZ 1500
CW 1500
CD 2400
KZ 2400
CW 2400 V1
CM 2500 V1
CK 2500 V1

FP 050 130



MODELS

HOW TO ORDER



MODEL
CT 2500
AG 3000
GN 3000
FD 3000
CT 3000
CM 4000 V1
CK 4000 V1
CD 4200
KZ 4200
CW 4200 V1

MODEL
AG 5000
GN 5000
FD 5000 V1
CT 5000
CM 6500 V1
CD 6600
KZ 6600
CW 6600
AG 7500
GN 7500

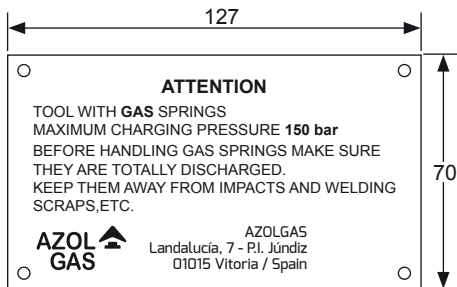
MODEL
CD 9600
CW 9500
CM 10000
AG 10000
CW 11800
CD 18500
CW 20000

DIE INFORMATION TAGS

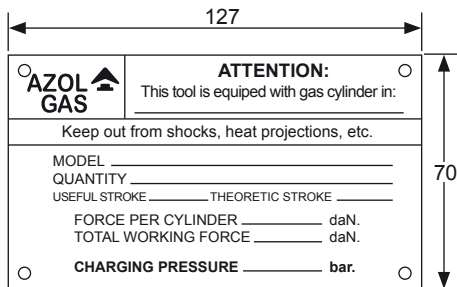


Accessories

PI-01



PI-02



	ENG ORDER
	DEU BESTELL
	FRA COMMANDE
	ITA ORDINE
	ESP PEDIDO
	POR PEDIDO

ATTENTION

TOOL WITH GAS SPRINGS
 MAXIMUM CHARGING PRESSURE 150 bar
 BEFORE HANDLING GAS SPRINGS MAKE SURE
 THEY ARE TOTALLY DISCHARGED.
 KEEP THEM AWAY FROM IMPACTS AND WELDING
 SCRAPS, ETC.

AZOL GAS Landaluçia, 7 - P.I. Jündiz
 01015 Vitoria / Spain

PI-01-ENG

PI-01-ESP	SPANISH
PI-01-ENG	ENGLISH
PI-01-ITA	ITALIAN
PI-01-FRE	FRENCH
PI-01-GER	GERMAN
PI-01-POR	PORTUGUESE

PI-01-POL	POLISH
PI-01-TUR	TURKISH
PI-01-RUS	RUSSIAN
PI-01-CHI	CHINESE
PI-01-JAP	JAPANESE
PI-01-KOR	KOREAN

	ENG ORDER
	DEU BESTELL
	FRA COMMANDE
	ITA ORDINE
	ESP PEDIDO
	POR PEDIDO

ATTENTION:
 This tool is equipped with gas cylinder in:

Keep out from shocks, heat projections, etc.

MODEL _____
 QUANTITY _____
 USEFUL STROKE _____ THEORETIC STROKE _____

FORCE PER CYLINDER _____ daN.
 TOTAL WORKING FORCE _____ daN.

CHARGING PRESSURE _____ bar.

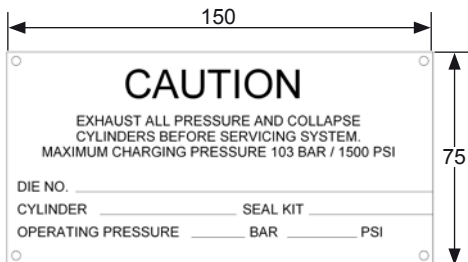
PI-02-ENG

PI-02-ESP	SPANISH
PI-02-ENG	ENGLISH
PI-02-ITA	ITALIAN
PI-02-FRE	FRENCH
PI-02-GER	GERMAN
PI-02-POR	PORTUGUESE

PI-02-POL	POLISH
PI-02-TUR	TURKISH
PI-02-RUS	RUSSIAN
PI-02-CHI	CHINESE
PI-02-JAP	JAPANESE
PI-02-KOR	KOREAN

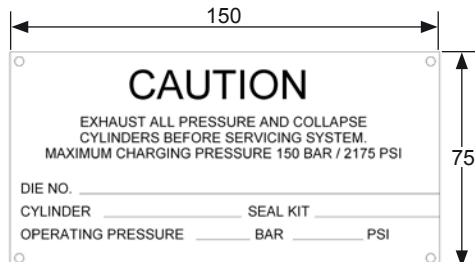
PI-11

GM 90.20.09



PI-12

GM 90.20.08



	ENG ORDER
	DEU BESTELL
	FRA COMMANDE
	ITA ORDINE
	ESP PEDIDO
	POR PEDIDO

CAUTION

EXHAUST ALL PRESSURE AND COLLAPSE
 CYLINDERS BEFORE SERVICING SYSTEM.
 MAXIMUM CHARGING PRESSURE 103 BAR / 1500 PSI

DIE NO. _____
 CYLINDER _____ SEAL KIT _____
 OPERATING PRESSURE _____ BAR _____ PSI

PI-11-ENG

PI-11-ESP	SPANISH
PI-11-ENG	ENGLISH
PI-11-GER	GERMAN
PI-11-FRE	FRENCH
PI-11-POR	PORTUGUESE
PI-11-POL	POLISH

PI-11-TUR	TURKISH
PI-11-RUS	RUSSIAN
PI-11-THA	THAI
PI-11-CHI	CHINESE
PI-11-JAP	JAPANESE
PI-11-KOR	KOREAN

	ENG ORDER
	DEU BESTELL
	FRA COMMANDE
	ITA ORDINE
	ESP PEDIDO
	POR PEDIDO

CAUTION

EXHAUST ALL PRESSURE AND COLLAPSE
 CYLINDERS BEFORE SERVICING SYSTEM.
 MAXIMUM CHARGING PRESSURE 150 BAR / 2175 PSI

DIE NO. _____
 CYLINDER _____ SEAL KIT _____
 OPERATING PRESSURE _____ BAR _____ PSI

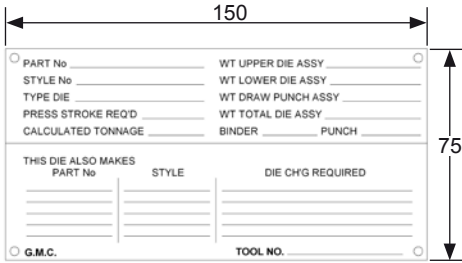
PI-12-ENG

PI-12-ESP	SPANISH
PI-12-ENG	ENGLISH
PI-12-GER	GERMAN
PI-12-FRE	FRENCH
PI-12-POR	PORTUGUESE
PI-12-POL	POLISH

PI-12-TUR	TURKISH
PI-12-RUS	RUSSIAN
PI-12-THA	THAI
PI-12-CHI	CHINESE
PI-12-JAP	JAPANESE
PI-12-KOR	KOREAN

PI-21

GM 90.20.07



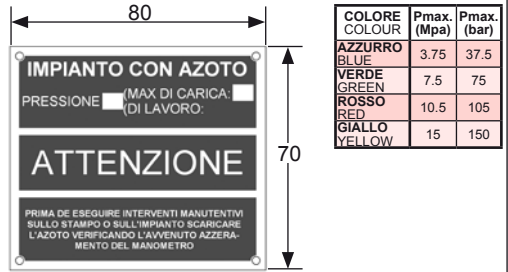
ENG ORDER
DEU BESTELL
FRA COMMANDE
ITA ORDINE
ESP PEDIDO
POR PEDIDO

PI-21-ENG

PI-21-ESP	SPANISH	PI-21-TUR	TURKISH
PI-21-ENG	ENGLISH	PI-21-RUS	RUSSIAN
PI-21-GER	GERMAN	PI-21-THA	THAI
PI-21-FRE	FRENCH	PI-21-CHI	CHINESE
PI-21-POR	PORTUGUESE	PI-21-JAP	JAPANESE
PI-21-POL	POLISH	PI-21-KOR	KOREAN

PI-22

FIAT A0.15.01




ENG ORDER
DEU BESTELL
FRA COMMANDE
ITA ORDINE
ESP PEDIDO
POR PEDIDO

PI-22-ITA GIALLO

PI-22-ESP	SPANISH	PI-22-POL	POLISH
PI-22-ENG	ENGLISH	PI-22-SER	SERBIAN
PI-22-ITA	ITALIAN	PI-22-TUR	TURKISH
PI-22-FRE	FRENCH	PI-22-RUS	RUSSIAN
PI-22-POR	PORTUGUESE	PI-22-CHI	CHINESE

PI-31

EM24.54.700



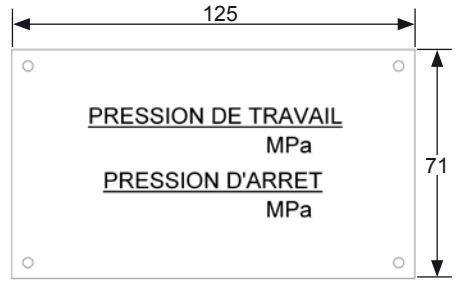
ENG ORDER
DEU BESTELL
FRA COMMANDE
ITA ORDINE
ESP PEDIDO
POR PEDIDO

PI-31-FRE

PI-31-ESP	SPANISH	PI-31-TUR	TURKISH
PI-31-ENG	ENGLISH	PI-31-RUS	RUSSIAN
PI-31-FRE	FRENCH	PI-31-CHI	CHINESE
PI-31-POR	PORTUGUESE	PI-31-JAP	JAPANESE
PI-31-ROM	ROMANIAN	PI-31-KOR	KOREAN

PI-32

EM24.54.700



ENG ORDER
DEU BESTELL
FRA COMMANDE
ITA ORDINE
ESP PEDIDO
POR PEDIDO

PI-32-FRE

PI-32-ESP	SPANISH	PI-32-TUR	TURKISH
PI-32-ENG	ENGLISH	PI-32-RUS	RUSSIAN
PI-32-FRE	FRENCH	PI-32-CHI	CHINESE
PI-32-POR	PORTUGUESE	PI-32-JAP	JAPANESE
PI-32-ROM	ROMANIAN	PI-32-KOR	KOREAN

DIE INFORMATION TAGS

**AZOL
GAS**

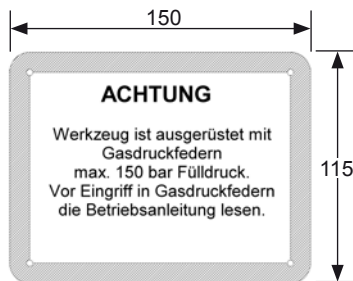
Accessories

PI-41
E24.54.815

PI-41-FRE

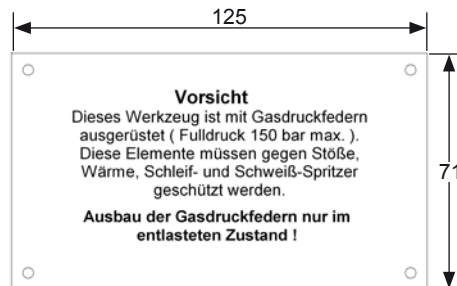
PI-41-ESP	SPANISH
PI-41-ENG	ENGLISH
PI-41-FRE	FRENCH
PI-41-POR	PORTUGUESE
PI-41-SLK	SLOVAK

PI-41-TUR	TURKISH
PI-41-RUS	RUSSIAN
PI-41-CHI	CHINESE
PI-41-JAP	JAPANESE
PI-41-KOR	KOREAN

PI-42
VW 39D 578

PI-42-GER

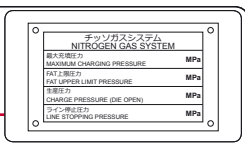
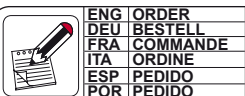
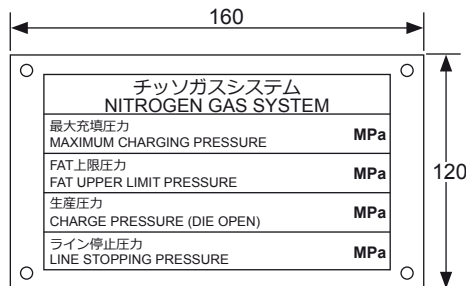
PI-42-ESP	SPANISH
PI-42-ENG	ENGLISH
PI-42-GER	GERMAN
PI-42-POR	PORTUGUESE
PI-42-CZE	CZECH
PI-42-POL	POLISH

PI-42-SLK	SLOVAK
PI-42-HUN	HUNGARIAN
PI-42-BOS	BOSNIAN
PI-42-RUS	RUSSIAN
PI-42-UKR	UKRANIAN
PI-42-CHI	CHINESE

PI-51
VDI 3003

PI-51-GER

PI-51-ESP	SPANISH
PI-51-ENG	ENGLISH
PI-51-GER	GERMAN
PI-51-POR	PORTUGUESE
PI-51-ITA	ITALIAN
PI-51-CZE	CZECH

PI-51-POL	POLISH
PI-51-SLK	SLOVAK
PI-51-HUN	HUNGARIAN
PI-51-RUS	RUSSIAN
PI-51-CHI	CHINESE
PI-51-JAP	JAPANESE

PI-52
SMS DKH 321 1n

PI-52-JAP

PI-52-ESP	SPANISH
PI-52-JAP	JAPANESE
PI-52-ENG	ENGLISH
PI-52-POR	PORTUGUESE
PI-52-FRE	FRENCH

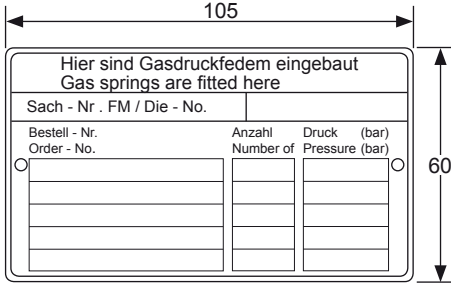
PI-52-TUR	TURKISH
PI-52-RUS	RUSSIAN
PI-52-THA	THAI
PI-52-INS	INDONESIAN

DIE INFORMATION TAGS

Accessories

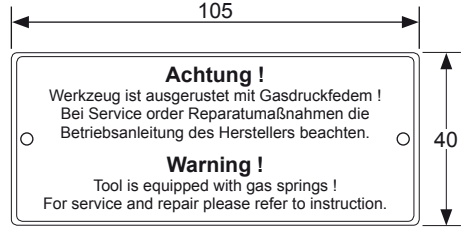
PI-53

B2 5707

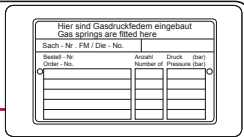


PI-54

B2 5707

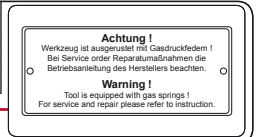


	ENG ORDER
	DEU BESTELL
	FRA COMMANDE
	ITA ORDINE
	ESP PEDIDO
	POR PEDIDO



PI-53-GER

	ENG ORDER
	DEU BESTELL
	FRA COMMANDE
	ITA ORDINE
	ESP PEDIDO
	POR PEDIDO



PI-54-GER

PI-53-ESP	SPANISH
PI-53-GER	GERMAN
PI-53-ENG	ENGLISH
PI-53-RUS	RUSSIAN

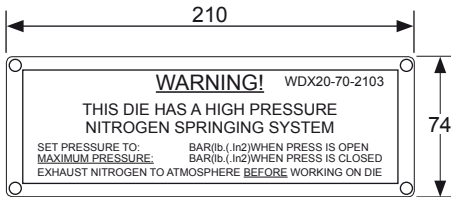
PI-53-CHI	CHINESE
PI-53-THA	THAI
PI-53-MAL	MALAYSIAN
PI-53-INS	INDONESIAN

PI-54-ESP	SPANISH
PI-54-GER	GERMAN
PI-54-ENG	ENGLISH
PI-54-RUS	RUSSIAN

PI-54-CHI	CHINESE
PI-54-THA	THAI
PI-54-MAL	MALAYSIAN
PI-54-INS	INDONESIAN

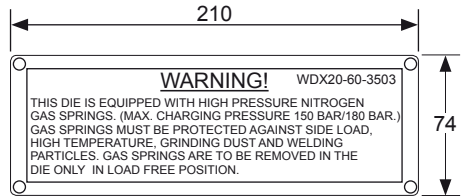
PI-55

WDX20-70-2

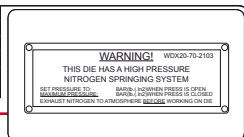


PI-56

WDX20-70-35

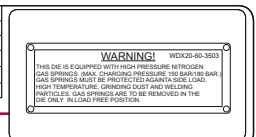


	ENG ORDER
	DEU BESTELL
	FRA COMMANDE
	ITA ORDINE
	ESP PEDIDO
	POR PEDIDO



PI-55-ENG

	ENG ORDER
	DEU BESTELL
	FRA COMMANDE
	ITA ORDINE
	ESP PEDIDO
	POR PEDIDO



PI-56-ENG

PI-55-GER	GERMAN
PI-55-DUT	DUTCH
PI-55-ENG	ENGLISH
PI-55-ESP	SPANISH
PI-55-POR	PORTUGUESE
PI-55-ROM	ROMANIAN

PI-55-FRE	FRENCH
PI-55-TUR	TURKISH
PI-55-RUS	RUSSIAN
PI-55-CHI	CHINESE
PI-55-THA	THAI
PI-55-MAL	MALAYSIAN

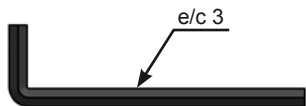
PI-56-GER	GERMAN
PI-56-DUT	DUTCH
PI-56-ENG	ENGLISH
PI-56-ESP	SPANISH
PI-56-POR	PORTUGUESE
PI-56-ROM	ROMANIAN

PI-56-FRE	FRENCH
PI-56-TUR	TURKISH
PI-56-RUS	RUSSIAN
PI-56-CHI	CHINESE
PI-56-THA	THAI
PI-56-MAL	MALAYSIAN

ACCESSORIES

LM 3**LM 6****LM 8****LM 16**

DALL 3



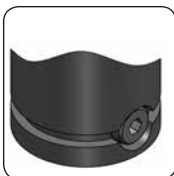
DALL 5



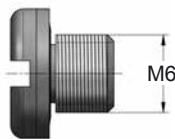
DPA 5



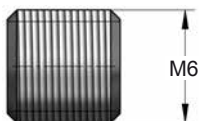
T 1/8



T M6




TR M6




A 550 1/8-M6



LRP 1



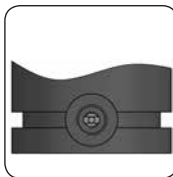
LRP 2



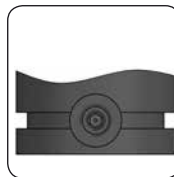
ACCESSORIES

**AZOL
GAS** 

DIN 7757



XTC-M6



A 800



ALXTC



DMNL

**ABXP****XTCP**

DDNM

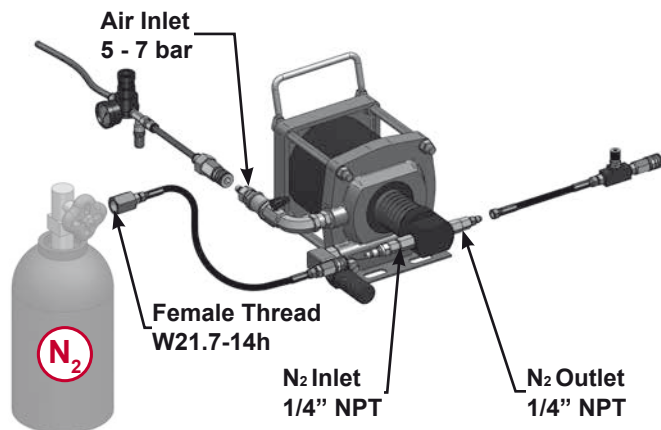
**ABXP****XTCP**



ACCESSORIES

**AZOL
GAS**


DBNA





OPTIONS

1 - Hosed System


600-CP

2 - Self-contained


A 400 C


ADVANTAGES



- Maximum safety.



- Easy boosting.



- Save costs.



- Increases productivity.

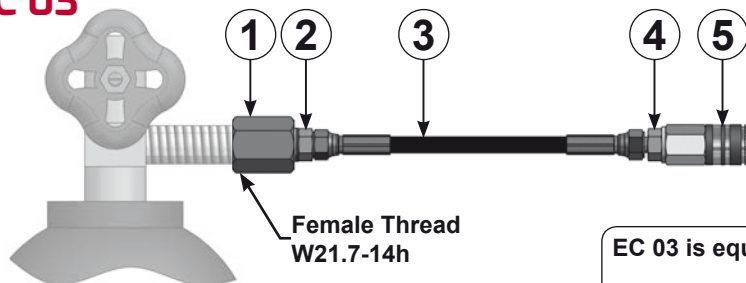
BOOSTER UNIT

DBNA gas booster enables to charge gas springs and manifold systems from your supply tank. The booster is a solution to low pressure supply tank to a minimum of 20 bar (when the tank pressure is lower than the gas springs filling pressure).

TECHNICAL DATA

Max. Outlet Pressure (N2)	200 bar
Pneumatic pressure (Air)	5 - 7 bar
Pump ratio (N2/Air)	30:1
Flow	2.8 l/min
Weight	12 Kg

EC 03



Female Thread
W21.7-14h



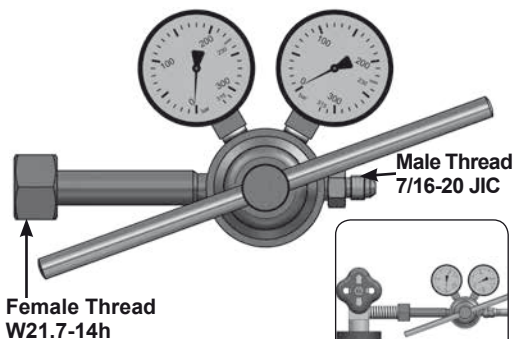
Only to be used
with a gauge



EC 03 is equipped with:

- 1-Adapter **AC 500**
- 2-Adapter **7RM2**
- 3-Hose **TFRR 3000**
- 4-Adapter **7RM4**
- 5-Female Quick Coupling **QCF 1/4**

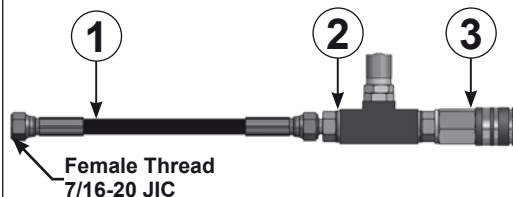
LTH 600



Female Thread
W21.7-14h

Male Thread
7/16-20 JIC

EC 38




Female Thread
7/16-20 JIC

EC 38 is equipped with:

- 1-Hose **TFRR 3000**
- 2-Shut off valve **EC VP**
- 3-Female Quick Coupling **QCF 1/4**

DBN-VS

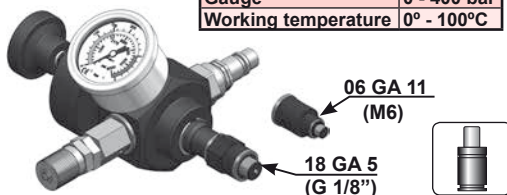


Safety device to prevent over-pressure.

DBN VS limits Air Inlet flow at a maximum of 6 bar.

A 400 C

TECHNICAL DATA	
Fluid	N ₂
Max pressure	210 bar
Gauge	0 - 400 bar
Working temperature	0° - 100°C

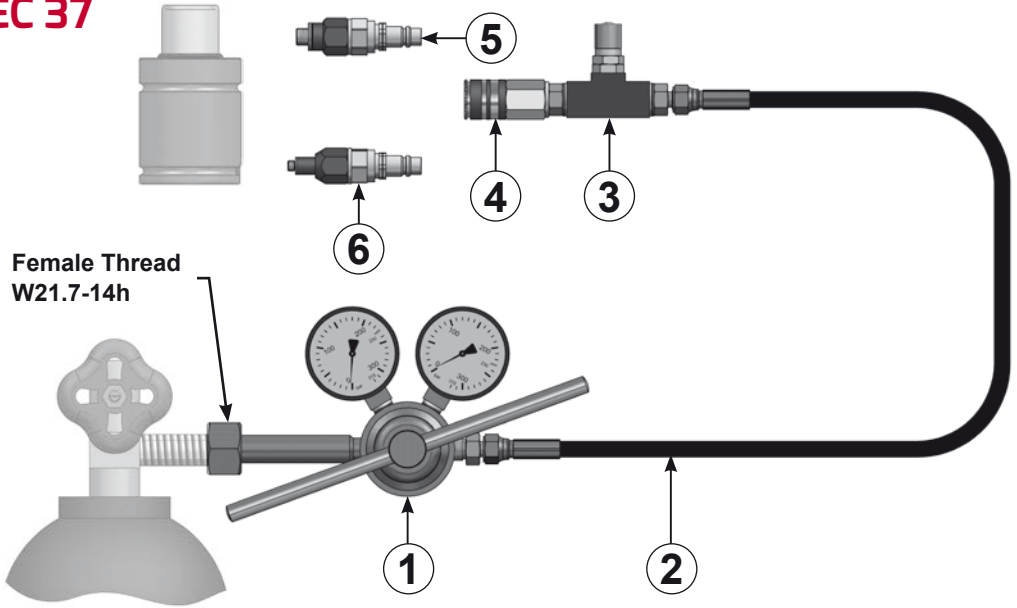


A 400 C Filling & Control Unit is used to:

- Verify the pressure
 - Fill and drain the pressure
 - Vary (up / down) the pressure
- Self-contained gas springs

ACCESSORIES

EC 37



CHARGING UNIT

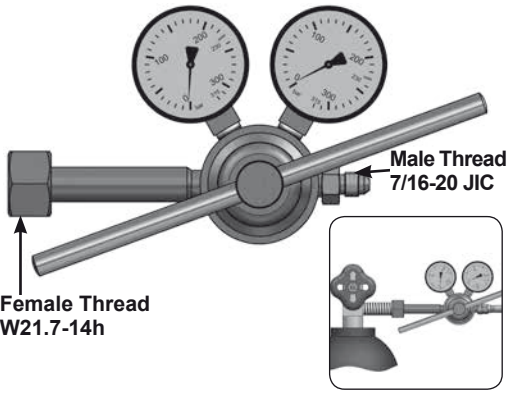
The Charging Unit EC 37 let you:

- Check the pressure from the nitrogen tank.
- Charging pressure to self-contained gas springs.
- Charging pressure to hosed systems.

EC 37 is equipped with:

- 1-Pressure regulator **LTH 600**
- 2-Hose **TFRR 3000**
- 3-Shut off valve **EC VP**
- 4-Female Quick Coupling **QCF 1/4**
- 5-Charging adapter **18 CG 1-Q (G1/8")**
- 6-Charging adapter **06 CG 2-Q (M6)**


LTH 600



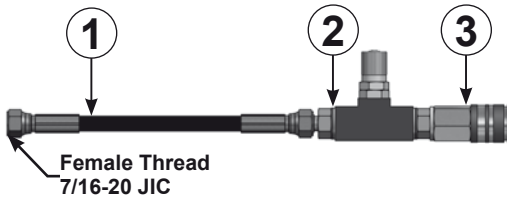
18 CG 1-Q



06 CG 2-Q



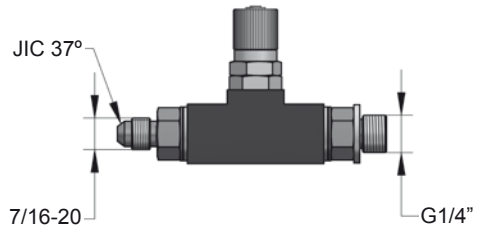
EC 38



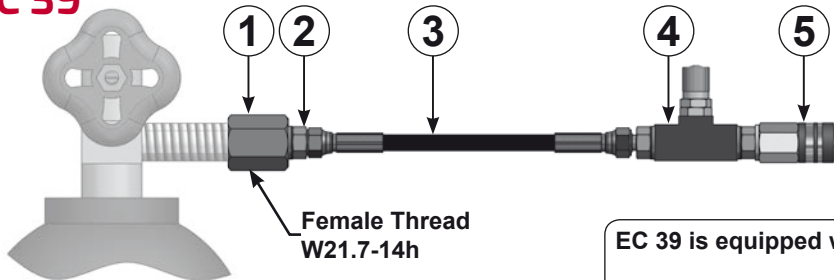
EC 38 is equipped with:

- 1-Hose **TFRR 3000**
- 2-Shut off valve **EC VP**
- 3-Female Quick Coupling **QCF 1/4**

EC VP



EC 39



EC 39 is equipped with:

- 1-Adapter **AC 500**
- 2-Adapter **7RM2**
- 3-Hose **TFRR 3000**
- 4-Shut off valve **EC VP**
- 5-Female Quick Coupling **QCF 1/4**



Only to be used with a gauge



NOTES



INDEX

CODE	Page	CODE	Page	CODE	Page	CODE	Page
0-9		A14-020	9	ABXP	602	AST 200 V1	42
06 CG 2-Q	607	A14-025	11	ADCB	589	AST 250	44
06 MS 3	571	A14-032	21	AF V1	18	AST 300 V1	46
7CF7	581	A14-038	57	AFB V2	2	AST 1000	48
7CM8	580	A14-045	63	AFC	12	B	
7EM8	580	A14-050	68	AFC-H 200	14	B13-050	296
7IM7	581	A14-063	107	AFD V1	10	B13-075	304
7LM8	580	A14-075	72	AFH V1	4	B13-095	308
7NM7	581	A14-095	76	AFJ V1	6	B13-120	312
7RM8	580	A14-105	282	AFK V1	8	B16-095	91
7TF7	581	A14-120	80	AFNA	16	B16-120	91
7TL8	580	A14-150	84	AFT V1	20	B16-150	91
7TM7	580	A14-195	88	AG 750	66	B18-050	296
7WF7	581	A19-019	7	AG 1500	70	B18-075	304
7XM7	581	A19-025	11	AG 3000	74	B18-095	308
9CF9	587	A19-038	405	AG 5000	78	B18-120	312
9CM8	586	A34-032	21	AG 7500	82	B21-045	64
9EM8	586	A34-038	57	AG 10000	86	B21-050	68
9IM9	587	A34-045	63	AGB-H 750	67	B21-063	108
9LM8	586	A34-050	68	AGB-H 1500	71	B21-075	72
9RM8	586	A34-075	72	AGB-H 3000	75	B21-095	76
9SR9	587	A34-095	76	AGB-H 5000	79	B21-120	80
9TF9	587	A34-120	80	AGB-H 7500	83	B21-150	84
9TL8	586	A34-150	84	AGB-H 10000	87	B21-195	88
9TM9	586	A34-195	88	ALXTC	602	B23-075	304
9WF9	587	A39-063	107	APF 500	62	B23-095	308
9XM9	587	A44-019	7	APFA 150	52	B23-120	312
18 CG 1-Q	607	A44-025	11	APFA 250	56	B28-050	296
18 MS 1	571	A44-032	21	APFC-H 150	54	B28-095	308
90 BK1	571	A49-015	5	APFC-H 250	60	B28-120	312
90 R BK1	570	A49-025	11	ART 180	448	B31-050	443
400-CPFG_	561	A49-050	409	ART 300	449	B31-075	445
600-CPFI	559	A49-075	417	ART 500	450	B31-095	447
600-CPFO V1	559	A49-095	421	ART 750	451	B36-045	292
600-CPGM V1	560	A54-050	409	ART 1200	452	B36-050	252
600-CPLC V1	558	A54-075	417	ART 1500	453	B36-063	265
600-CPM6	560	A54-095	421	AS 200	24	B36-075	270
600-CPTO V1	558	A59-012	3	AS 300	26	B36-095	350
A		A59-019	7	AS 500 V1	28	B36-105	282
A 400 C	605	A59-050	409	AS 600 V1	30	B36-120	354
A 550 1/8-M6	601	A59-075	417	AS 700 V1	32	B36-150	358
A 800	602	A59-095	421	AS 1000	34	B36-195	366
A14-012	3	A69-045	221	ASP 250	36	B41-045	292
A14-015	5	A69-063	108	ASP 300	38	B41-050	252
A14-019	7	A74-045	221	ASP 500 V1	40	B41-063	265

CODE	Page	CODE	Page	CODE	Page	CODE	Page
B41-075	270	C35-063	108	CPH 2800 V1	394	CWC 750 V2	326
B41-095	350	C50-050	226	CPH 4300 V1	396	CWC 1000 V2	332
B41-105	282	CD 300 V1	94	CS 420 V1	400	CWC 1500	338
B41-120	354	CD 500 V1	96	CS 770 V2	402	CWC 2400 V2	344
B41-150	358	CD 700	98	CS 1800 V1	408	D	
B41-195	366	CD 1000 V1	102	CS 3000 V2	412	D02-025	11
B51-045	90	CD 1500 V2	106	CS 4700 V1	416	D02-032	21
B51-050	90	CD 2400	110	CS 7500 V1	420	D02-038	59
B76-038	58	CD 4200	114	CS 11800 V1	424	D02-045	65
B76-045	64	CD 6600	118	CS 18300 V1	428	D02-050	69
B76-050	68	CD 9600	122	CS-KC 1000 V1	406	D02-063	109
B76-063	108	CD 18500	126	CS-KC 1800 V1	410	D02-075	73
B76-075	72	CF	568	CS-KC 3000 V2	414	D02-095	77
B76-095	76	CK 200 V1	214	CS-KC 4700 V1	418	D02-120	81
B76-120	80	CK 300 V1	216	CS-KC 7500 V1	422	D02-150	85
B76-150	84	CK 570 V1	218	CS-KC 11800 V1	426	D02-195	89
B76-195	88	CK 750 V1	220	CS-KC 18300 V1	430	D67-032	135
B98-050	296	CK 1000 V1	224	CT 200 V1	242	D67-038	59
B98-075	304	CK 1500 V2	228	CT 300 V1	244	D67-045	65
B98-095	309	CK 2500 V1	232	CT 550 V1	246	D67-050	69
BK	570	CK 4000 V1	236	CT 750	248	D67-063	109
BKRT	570	CM 1/8	567	CT 1000	254	D67-075	73
C		CM 200	132	CT 1500	260	D67-095	77
C05-032	55	CM 300	134	CT 2500	266	D67-120	81
C05-038	58	CM 350 V1	136	CT 3000	272	D67-150	85
C05-045	64	CM 500 V1	138	CT 5000	278	D82-050	297
C05-050	69	CM 600 V1	140	CTN 750	250	D82-075	305
C05-063	108	CM 1000 V1	142	CTN 1000	256	DALL	601
C05-075	73	CM 1500 V1	146	CTN 1500	262	DBN-VS	605
C05-095	77	CM 2500 V1	150	CTN 2500	268	DBNA	604
C05-120	81	CM 4000 V1	154	CTN 3000	274	DCFD	574
C05-150	85	CM 6500 V1	158	CTN 5000	280	DCMD	575
C05-195	89	CM 10000	162	CW 170 V1	316	DDNM	602
C15-020	9	CP 150 V1	370	CW 320 V1	318	DFC 75	588
C20-032	53	CP 300 V1	372	CW 350 V1	320	DFC 95	588
C20-038	58	CP 500 V1	374	CW 500 V1	322	DFC 120	589
C20-045	64	CP 1000 V1	376	CW 750 V1	324	DIMD	575
C20-050	69	CP 2000 V1	378	CW 1000 V2	330	DIN 7757	602
C20-075	73	CP 3000 V1	380	CW 1500	336	DLFD	574
C20-095	77	CP 5000 V1	382	CW 2400 V1	342	DMNL	602
C20-120	81	CP 8000 V1	384	CW 4200 V1	348	DPA 5	601
C20-150	85	CPH 850 V1	388	CW 6600	352	DRM4	574
C20-195	89	CS 1000 V1	404	CW 9500	356	DRM8	574
C30-063	108	CPH 1250 V1	390	CW 11800	360	DTFD	575
C35-050	226	CPH 1700 V1	392	CW 20000	364	DTMD	575

INDEX

CODE	Page	CODE	Page	CODE	Page	CODE	Page
DWFD	575	F		LPT 10	491	P	
DXMD	575	FD 300	190	LPT 17	505	PGE	544
E		FD 500	192	LPV 8-9	519	PGH	545
E03-036	37	FD 750 V1	196	LPV 16-17	503	PGN	545
E03-045	41	FD 1500 V2	200	LPV 25-28	511	PGP	567
E08-038	39	FD 3000	204	LRP	601	PGS	566
E23-016	491	FD 5000 V1	208	LTH 600	605	PI	596
E23-024	505	FP 020 045	595	M		PLC M6	564
E23-038	27	FP 050 130	595	MBFP	519	PLD 2	564
E33-050	443	G		MBHC	520	PLD 4	564
E33-075	445	GF 02	567	MBHF	520	PLD 6	565
E33-095	447	GF 05	574	MBHG	521	PLD 7	565
E58-028	25	GN 750	168	MBHN	528	PLD 8	565
E58-038	27	GN 1500	172	MBHS	521	PLD 10	565
E58-045	33	GN 3000	176	MBJH	524	PLF 2	564
E58-050	35	GN 5000	180	MBJL	523	PLF 4	564
E63-016	495	GN 7500	184	MBJS	522	PLF 8	565
E68-038	27	GPT	567	MBJX	522	PLH 1/8	564
EC 03	605	GRT	567	MBLN	527	PLH M6	564
EC 37	606	GST	567	MBN	515	PLK 8	565
EC 38	605	GTLL	584	MBP	515	PLR M6	564
EC 39	607	GTLT	585	MBR	514	PME	544
EC VP	607	GTRL	584	MBSD	516	Q	
EEX	533	GTRR	584	MBSL	516	QCF 1/4	562
EEXS	537	GTRT	585	MBSN	527	QCM 1/4	562
EFG 16	490	K		MBT	517	QDF 1/8	562
EFG 24	504	KCMK	571	MBTH	517	QDM 1/8	562
EFGC 16	492	KRM6	571	MBX	518	R	
EFGC 24	506	KRM8	571	MBXN	528	RBP 5	567
EFGD 16	494	KRMK	571	MBZ	518	RBP 10	574
EFGL 16	496	KTMK	571	MCLL	582	RGR	567
EFGL 24	508	KZ 350	286	MCLT	583	RGS	566
EFGQ 16	498	KZ 500	288	MCRL	582	ROB 750	434
EFK 24	510	KZ 750 V1	290	MCRR	582	ROB 1500	436
EFT 16	500	KZ 1000 V1	294	MCRT	583	ROB 3000	438
EFV 16	502	KZ 1500	298	MN-14-600-40	563	ROB 5000	440
EFV 24	512	KZ 2400	302	MN-14-600-62	563	ROT 750	435
EXDB 90 V1	540	KZ 4200	306	MPHJ	526	ROT 1500	437
EXDE 170 V1	543	KZ 6600	310	MPLJ	525	ROT 3000	439
EXDN 90 V1	541	L		MPNH	530	ROT 5000	441
EXDT 170 V1	542	LM	600	MPNL	529	S	
EXP	536	LP	514	MPNS	529	SGS	566
EXS	538	LPD	517	MPSJ	525	SKK 12R 1/4	568
EXU	532	LPJ	522	MPXJ	526	SKK 12R 1/8	568
EXY	534	LPS	515			SKK L	568

CODE	Page	CODE	Page	CODE	Page	CODE	Page
SMRR	578	VH 1200	444				
SMRT	579	VH 2200	446				
SP-ER 3	548	VMD 3000	482				
SP-ER 5	549	VMD 5000	484				
SP-ER 7	550	VMD 7500	486				
SP-ER 9	551	X					
SPFI	590	XTC-M6	602				
SPFO	592	XTCP	602				
SPPS	591						
SPRE	591						
SPS 1/4	563						
SPS 1/8	563						
SPVD	590						
SPVW	593						
T							
T M6	601						
T1/8	601						
TE BK1	571						
TE R BK1	570						
TFLL	576						
TFLT	577						
TFRL	576						
TFRR	576						
TFRT	577						
TNCC	573						
TNCT	574						
TNLC	573						
TNLL	572						
TNLT	574						
TNRC	573						
TNRL	572						
TNRR	572						
TNRT	574						
TR M6	601						
U							
UEX	533						
V							
VAM 300 V1	456						
VAM 750	460						
VAM 1500	464						
VAM 3000	468						
VAM 5000	472						
VAM 7500	476						
VD 14	562						
VH 500	442						

DIAMETER INDEX

Ø	MODEL	Page	Ø	MODEL	Page	Ø	MODEL	Page		
12	AFB 13 V2	2	M28x1,5	AS 200	24	45	CPH 1250 V1	390		
	AFB 25 V2	2		AFT 80 V1	20		CW 750 V1	324		
	AFB 38 V2	2		AFT 160 V1	20		CWC 750 V2	326		
	AFB 50 V2	2		AFT 240 V1	20		FD 500	192		
15	AFH 18 V1	4		AFT 310 V1	20		KZ 750 V1	290		
	AFH 35 V1	4		APFA 50	52		VAM 300 V1	456		
	AFH 50 V1	4		APFA 100	52	M45x1	ASP 500 V1	40		
	AFH 70 V1	4		APFA 150	52	M45x1,5	AS 700 V1	32		
19	AFJ 30 V1	6		APFA 200	52	50	AG 750	66		
	AFJ 50 V1	6		APFC-H 150	54		AGB-H 750	67		
	AFJ 70 V1	6		ART 180	448		ART 500	450		
	AFJ 90 V1	6		AST 300 V1	46		AST 1000	48		
	CP 150 V1	370		CD 300 V1	94		CD 1000 V1	102		
	CW 170 V1	316		CK 300 V1	216		CK 1000 V1	224		
20	AFK 25 V1	8		CM 300	134		CM 1000 V1	142		
	AFK 50 V1	8		CM 350 V1	136		CP 2000 V1	378		
	AFK 75 V1	8		CP 500 V1	374		CPH 1700 V1	392		
	AFK 100 V1	8		CS 770 V2	402		CS 1800 V1	408		
25	AF 50 V1	18		CT 300 V1	244		CS-KC 1800 V1	410		
	AF 100 V1	18		CW 350 V1	320		CT 1000	254		
	AF 150 V1	18		KZ 350	286		CT 750	248		
	AF 200 V1	18		M36x1	ASP 250		36	CTN 1000	256	
	AFC 50	12	38	APFA 250	56		CTN 750	250		
	AFC 100	12		APFC-H 250	60		CW 1000 V2	330		
	AFC 150	12		AST 250	44		CWC 1000 V2	332		
	AFC 200	12		CD 500 V1	96		FD 750 V1	196		
	AFC-H 200	14		CK 570 V1	218		GN 750	168		
	AFD 50 V1	10		CM 500 V1	138		KZ 1000 V1	294		
	AFD 100 V1	10		CP 1000 V1	376		ROB 750	434		
	AFD 150 V1	10		CPH 850 V1	388		ROT 750	435		
	AFD 200 V1	10		CS 1000 V1	404	VH 500	442			
	AFNA 50	16		CS-KC 1000 V1	406	M50x1,5	AS 1000	34		
	AFNA 100	16		CT 550 V1	246	60	ART 750	451		
	AFNA 150	16		CW 500 V1	322	63	CD 1500 V2	106		
	AFNA 200	16		FD 300	190		CK 1500 V2	228		
	AST 200 V1	42		KZ 500	288		CM 1500 V1	146		
	CK 200 V1	214		M38x1,5	AS 300		26	CP 3000 V1	380	
	CM 200	132			AS 500 V1		28	CPH 2800 V1	394	
	CP 300 V1	372			AS 600 V1		30	CS 3000 V2	412	
	CS 420 V1	400			ASP 300		38	CS-KC 3000 V2	414	
	CT 200 V1	242		40	ART 300		449	CT 1500	260	
	CW 320 V1	318		45	APF 500		62	CTN 1500	262	
	M28x1,5	AS 50			24		CD 700	98	CW 1500	336
		AS 100			24		CK 750 V1	220	CWC 1500	338
		AS 150	24		CM 600 V1		140	KZ 1500	298	

Ø	MODEL	Page	Ø	MODEL	Page	Ø	MODEL	Page	
75	AG 1500	70	120	CD 6600	118				
	AGB-H 1500	71		CM 6500 V1	158				
	ART 1200	452		CS 11800 V1	424				
	CD 2400	110		CS-KC 11800 V1	426				
	CK 2500 V1	232		CW 6600	352				
	CM 2500 V1	150		FD 5000 V1	208				
	CP 5000 V1	382		GN 5000	180				
	CPH 4300 V1	396		KZ 6600	310				
	CS 4700 V1	416		ROB 5000	440				
	CS-KC 4700 V1	418		ROT 5000	441				
	CT 2500	266		VAM 3000	468				
	CT 3000	272		VMD 5000	484				
	CTN 2500	268		150	AG 7500	82			
	CTN 3000	274			AGB-H 7500	83			
	CW 2400 V1	342	CD 9600		122				
	CWC 2400 V2	344	CM 10000		162				
	FD 1500 V2	200	CS 18300 V1		428				
	GN 1500	172	CS-KC 18300 V1		430				
	KZ 2400	302	CW 11800		360				
	ROB 1500	436	CW 9500		356				
ROT 1500	437	GN 7500	184						
VAM 750	460	VAM 5000	472						
VH 1200	444	VMD 7500	486						
90	ART 1500	453	195	AG 10000	86				
95	AG 3000	74		AGB-H 10000	87				
	AGB-H 3000	75		CD 18500	126				
	CD 4200	114		CW 20000	364				
	CK 4000 V1	236		VAM 7500	476				
	CM 4000 V1	154							
	CP 8000 V1	384							
	CS 7500 V1	420							
	CS-KC 7500 V1	422							
	CW 4200 V1	348							
	FD 3000	204							
	GN 3000	176							
	KZ 4200	306							
	ROB 3000	438							
	ROT 3000	439							
	VAM 1500	464							
VH 2200	446								
VMD 3000	482								
105	CT 5000	278							
	CTN 5000	280							
120	AG 5000	78							
	AGB-H 5000	79							

FORCE INDEX



F ₀ (daN)	MODEL	Page	F ₀ (daN)	MODEL	Page	F ₀ (daN)	MODEL	Page
13	AFB 13 V2	2	200	APFA 200	52	750	AG 750	66
18	AFH 18 V1	4		AS 200	24		AGB-H 750	67
25	AFB 25 V2	2		AST 200 V1	42		ART 750	451
	AFK 25 V1	8		CK 200 V1	214		CK 750 V1	220
30	AFJ 30 V1	6		CM 200	132		CT 750	248
35	AFH 35 V1	4		CT 200 V1	242		CTN 750	250
38	AFB 38 V2	2	240	AFT 240 V1	20		CW 750 V1	324
50	AF 50 V1	18	250	APFA 250	56		CWC 750 V2	326
	AFB 50 V2	2		APFC-H 250	60		FD 750 V1	196
	AFC 50	12		ASP 250	36		GN 750	168
	AFD 50 V1	10		AST 250	44	KZ 750 V1	290	
	AFH 50 V1	4	300	ART 300	449	ROB 750	434	
	AFJ 50 V1	6		AS 300	26	ROT 750	435	
	AFK 50 V1	8		ASP 300	38	VAM 750	460	
	AFNA 50	16		AST 300 V1	46	770	CS 770 V2	402
APFA 50	52	CD 300 V1		94	850	CPH 850 V1	388	
AS 50	24	CK 300 V1		216	1000	AS 1000	34	
70	AFH 70 V1	4		CM 300		134	AST 1000	48
	AFJ 70 V1	6		CP 300 V1		372	CD 1000 V1	102
75	AFK 75 V1	8		CT 300 V1		244	CK 1000 V1	224
80	AFT 80 V1	20		FD 300		190	CM 1000 V1	142
90	AFJ 90 V1	6	VAM 300 V1	456		CP 1000 V1	376	
100	AF 100 V1	18	310	AFT 310 V1		20	CS 1000 V1	404
	AFC 100	12	320	CW 320 V1		318	CS-KC 1000 V1	406
	AFD 100 V1	10	350	CM 350 V1		136	CT 1000	254
	AFK 100 V1	8		CW 350 V1		320	CTN 1000	256
	AFNA 100	16		KZ 350	286	CW 1000 V2	330	
	APFA 100	52	420	CS 420 V1	400	CWC 1000 V2	332	
	AS 100	24	500	APF 500	62	KZ 1000 V1	294	
150	AF 150 V1	18		ART 500	450	1200	ART 1200	452
	AFC 150	12		AS 500 V1	28		VH 1200	444
	AFD 150 V1	10		ASP 500 V1	40	1250	CPH 1250 V1	390
	AFNA 150	16		CD 500 V1	96	1500	AG 1500	70
	APFA 150	52		CM 500 V1	138		AGB-H 1500	71
	APFC-H 150	54		CP 500 V1	374		ART 1500	453
	AS 150	24		CW 500 V1	322		CD 1500 V2	106
	CP 150 V1	370		FD 500	192		CK 1500 V2	228
160	AFT 160 V1	20		KZ 500	288		CM 1500 V1	146
170	CW 170 V1	316	VH 500	442	CT 1500		260	
180	ART 180	448	550	CT 550 V1	246		CTN 1500	262
200	AF 200 V1	18	570	CK 570 V1	218		CW 1500	336
	AFC 200	12	600	AS 600 V1	30		CWC 1500	338
	AFK 200	14		CM 600 V1	140	FD 1500 V2	200	
	AFD 200 V1	10	700	AS 700 V1	32	GN 1500	172	
	AFNA 200	16		CD 700	98	KZ 1500	298	

F ₀ (daN)	MODEL	Page	F ₀ (daN)	MODEL	Page	F ₀ (daN)	MODEL	Page
1500	ROB 1500	436	5000	ROB 5000	440			
	ROT 1500	437		ROT 5000	441			
	VAM 1500	464		VAM 5000	472			
				VMD 5000	484			
1700	CPH 1700 V1	392	6500	CM 6500 V1	158			
1800	CS 1800 V1	408	6600	CD 6600	118			
	CS-KC 1800 V1	410		CW 6600	352			
2000	CP 2000 V1	378			KZ 6600	310		
2200	VH 2200	446	7500	AG 7500	82			
2400	CD 2400	110		AGB-H 7500	83			
	CW 2400 V1	342		CS 7500 V1	420			
	CWC 2400 V2	344		CS-KC 7500 V1	422			
	KZ 2400	302		GN 7500	184			
2500	CK 2500 V1	232		VAM 7500	476			
	CM 2500 V1	150	VMD 7500	486				
	CT 2500	266	8000	CP 8000 V1	384			
	CTN 2500	268	9500	CW 9500	356			
2800	CPH 2800 V1	394	9600	CD 9600	122			
3000	AG 3000	74	10000	AG 10000	86			
	AGB-H 3000	75		AGB-H 10000	87			
	CP 3000 V1	380		CM 10000	162			
	CS 3000 V2	412	11800	CS 11800 V1	424			
	CS-KC 3000 V2	414		CS-KC 11800 V1	426			
	CT 3000	272		CW 11800	360			
	CTN 3000	274	18300	CS 18300 V1	428			
	FD 3000	204		CS-KC 18300 V1	430			
	GN 3000	176	18500	CD 18500	126			
	ROB 3000	438	20000	CW 20000	364			
	ROT 3000	439						
	VAM 3000	468						
	VMD 3000	482						
	4000	CK 4000 V1	236					
CM 4000 V1		154						
4200	CD 4200	114						
	CW 4200 V1	348						
	KZ 4200	306						
4300	CPH 4300 V1	396						
4700	CS 4700 V1	416						
	CS-KC 4700 V1	418						
5000	AG 5000	78						
	AGB-H 5000	79						
	CP 5000 V1	382						
	CT 5000	278						
	CTN 5000	280						
	FD 5000 V1	208						
	GN 5000	180						

FLANGE INDEX

MODEL	FLANGE	Page	MODEL	FLANGE	Page	MODEL	FLANGE	Page
A14	A14-012	3	A69	A69-045	221	B41	B41-105	282
	A14-015	5		A69-063	108		B41-120	354
	A14-019	7	A74	A74-045	221		B41-150	358
	A14-020	9		B13	B13-050		296	B41-195
	A14-025	11			B13-075	304	B51	B51-045
	A14-032	21	B13-095		308	B51-050		90
	A14-038	57	B16		B13-120	312	B76	B76-038
	A14-045	63		B16-095	91	B76-045		64
	A14-050	68		B16-120	91	B76-050		68
	A14-063	107	B18	B16-150	91	B76-063		108
	A14-075	72		B18-050	296	B76-075		72
	A14-095	76	B21	B18-075	304	B76-095		76
	A14-105	282		B18-095	308	B76-120		80
	A14-120	80		B18-120	312	B76-150		84
A14-150	84	B23		B21-045	64	B76-195	88	
A14-195	88		B21-050	68	B98	B98-050	296	
A19	A19-019		7	B21-063		108	B98-075	304
	A19-025		11	B21-075		72	B98-095	309
	A19-038		405	B21-095	76	C05	C05-032	55
	A34		A34-032	21	B21-120		80	C05-038
A34-038			57	B21-150	84		C05-045	64
A34-045			63	B21-195	88		C05-050	69
A34-050		68	B28	B23-075	304		C05-063	108
A34-075		72		B23-095	308		C05-075	73
A34-095		76		B23-120	312		C05-095	77
A34-120		80	B31	B28-050	296		C05-120	81
A34-150		84		B28-095	308		C05-150	85
A34-195		88		B28-120	312		C05-195	89
A39	A39-063	107		B31-050	443	C15	C15-020	9
	A44	A44-019	7	B31-075	445		C20-032	53
		A44-025	11	B31-095	447	C20-038	58	
A49	A44-032	21	B36	B36-045	292	C20-045	64	
	A49-015	5		B36-050	252	C20-050	69	
	A49-025	11		B36-063	265	C20	C20-075	73
	A49-050	409		B36-075	270		C20-095	77
	A49-075	417		B36-095	350		C20-120	81
	A49-095	421		B36-105	282		C20-150	85
A54	A54-050	409		B36-120	354		C20-195	89
	A54-075	417		B36-150	358		C30	C30-063
	A54-095	421		B36-195	366	C35		C35-050
A59	A59-012	3		B41	B41-045		292	C35-063
	A59-019	7	B41-050		252	C50	C50-050	226
	A59-050	409	B41-063		265		D02	D02-025
	A59-075	417	B41-075		270	D02-032		21
	A59-095	421	B41-095		350	D02-038		59

FLANGE INDEX

Ø	FLANGE	Page	Ø	FLANGE	Page	Ø	FLANGE	Page
Ø12	A14-012	3	Ø45	A74-045	221	Ø63	D02-063	109
	A59-012	3		B21-045	64		D67-063	109
Ø15	A14-015	5		B36-045	292	Ø75	A14-075	72
	A49-015	5		B41-045	292		A34-075	72
M16x1.5	E23-016	491		B51-045	90		A49-075	417
M16x2	E63-016	495		B76-045	64		A54-075	417
Ø19	A14-019	7		C05-045	64		A59-075	417
	A19-019	7		C20-045	64		B13-075	304
	A44-019	7		D02-045	65		B18-075	304
	A59-019	7		D67-045	65		B21-075	72
Ø20	A14-020	9		M45x1	E03-045		41	B23-075
	C15-020	9	M45x1.5	E58-045	33		B31-075	445
M22x1.5	E33-050	443	Ø50	A14-050	68		B36-075	270
M24x1.5	E23-024	505		A34-050	68		B41-075	270
Ø25	A14-025	11		A49-050	409		B76-075	72
	A19-025	11		A54-050	409		B98-075	304
	A44-025	11		A59-050	409		C05-075	73
	A49-025	11		B13-050	296	C20-075	73	
M28x1.5	E58-028	25		B18-050	296	D02-075	73	
	M30x1.5	E33-075		445	B21-050	68	D67-075	73
Ø32		A14-032		21	B28-050	296	D82-075	305
	A34-032	21		B31-050	443	Ø95	A14-095	76
	A44-032	21		B36-050	252		A34-095	76
	C05-032	55		B41-050	252		A49-095	421
	C20-032	53		B51-050	90		A54-095	421
	D02-032	21		B76-050	68		A59-095	421
	D67-032	135		B98-050	296		B13-095	308
M36x1	E03-036	37	C05-050	69	B16-095		91	
M36x1.5	E33-095	447	C20-050	69	B18-095		308	
	Ø38	A14-038	57	C35-050	226		B21-095	76
A19-038		405	C50-050	226	B23-095		308	
A34-038		57	D02-050	69	B28-095		308	
B76-038		58	D67-050	69	B31-095		447	
C05-038		58	D82-050	297	B36-095		350	
C20-038		58	M50x1.5	E58-050	35		B41-095	350
D02-038		59		A14-063	107		B76-095	76
M38x1.5	D67-038	59	A39-063	107	B98-095	309		
	E08-038	39	A69-063	108	C05-095	77		
	E23-038	27	B21-063	108	C20-095	77		
	E58-038	27	B36-063	265	D02-095	77		
	E68-038	27	B41-063	265	D67-095	77		
Ø45	A14-045	63	Ø63	B76-063	108	Ø105	A14-105	282
	A34-045	63		C05-063	108		B36-105	282
	A69-045	221		C30-063	108		B41-105	282
				C35-063	108			







Landalucía, 7, P.I. Júndiz
01015 Vitoria-Gasteiz
Tel.: +34 945 290 010
Fax: +34 945 290 381

azolgas@azolgas.com
www.azolgas.com